

P. M. PRAKASAM
ADDITIONAL SECRETARY
Department of Economics & Statistics
Government of Kerala




GOVERNMENT OF KERALA

REPORT OF THE SURVEY ON INTER-STATE
MOVEMENT OF GOODS BY ROAD 1980-'81

DEPARTMENT OF
ECONOMICS & STATISTICS

FEBRUARY 1986

81 no. 1161




P. L. SREEDHARAN
ADDITIONAL DIRECTOR
Department of Economics and Statistics
Trivandrum

G O V E R N M E N T O F K E R A L A

REPORT OF THE SURVEY ON
INTER-STATE MOVEMENT OF GOODS BY ROAD
1980-81

DEPARTMENT OF ECONOMICS & STATISTICS
FEBRUARY 1986




p r e f a c e

the department of economics and statistics conducted a survey to assess the volume and value of goods transported to and from the state by road in 1980-81. the findings of the survey are given in this report. the report was prepared by sri.m.ramakrishna kurup, research officer with the assistance of sri.v.sankaranarayana iyer, u.d.compiler.

i am sure that the findings will be of much use who are interested in the inter-state movement of goods by road.

trivandrum,
18--2--1986.

n. george john
director of economics and statistics




C O N T E N T S

1. Introduction.
2. Scope and Coverage.
3. Period of Survey and collection of data.
4. The Check-posts.
5. Volume of goods traffic.
6. Origin and destination of goods.
7. Commodities transported.
8. Incoming and Outgoing goods.
9. Conclusion.

Appendix - Tables

<u>Table No.</u>	<u>Description</u>
1.1	Number of incoming vehicles.
1.2	Number of outgoing vehicles.
2.1	Value of goods transported through check-posts - incoming.
2.2	Value of goods transported through check-posts - outgoing.
3.1	Value of incoming goods by state of origin.
3.2	Value of outgoing goods by state of destination.
4.	Important commodities transported through selected check-posts.
5.1	Quantity and Value of Commodities transported through the check-post during the survey year - Amaravila - Incoming & outgoing
5.2	-do- - Aryankavu -do-
5.3	-do- - Kumily -do-
5.4	-do- - Walayar -do-
5.5	-do- - Gopalapuram -do-
5.6	-do- - Govindapuram -do-
5.7	-do- - Velanthavalam -do-
5.8	-do- - Muthunga -do-
5.9	-do- - Koottupuzha -do-
5.10	-do- - Adhur -do-
5.11	-do- - Perla -do-
5.12	-do- - Bengara-manjeswar -do-



CHAPTER 1GENERAL ASPECTS1. Introduction:

'Survey on interstate movement of goods by road' conducted by the Department of Economics and Statistics in 1975 provided useful information on interstate movement of goods by road. As the data were found most relevant in commodity taxation and highly useful in formulating economic development schemes, the Government have accorded sanction (vide G.O.(Rt)No.364/80/Plg. dated, 8-8-1980) for repeating this survey with a view to obtain upto-date information in this area of economic transaction. The following temporary posts were sanctioned for 18 months for the conduct of this survey.

1. Assistant Director	..	1
2. U.D.Compiler	..	15
3. L.D.Compiler	..	44
4. Peon	..	1

2. Scope and Coverage:

Out of the 23 border checkpoints in the State, 12 checkpoints which are prominent in respect of movement of goods were selected for this survey. The check-posts selected are given below:

<u>Name of check-post</u>	<u>District</u>
1. Amaravila	Trivandrum
2. Aryankavu	Quilon
3. Kumily	Idukki
4. Gopalapuram	Palgnat
5. Govindapuram	"
6. Velanthavalam	"
7. Walayar (Kanjikode)	"
8. Muthunga	Kozhikode
9. Kuttapuzha	Cannanore
10. Adhur	"
11. Perla	"
12. Bangara (Manjeswar)	"

3. Period of Survey and collection of data:

The period of survey was one year and it started at 10 a.m. on 17-11-1980 and lasted till 10 a.m. on 17-11-1981.

This period was divided into four quarters as follows:

1st quarter	From 10 a.m.	17-11-1980	to 16-2-1981
2nd quarter		17-2-1981	to 16-5-1981
3rd quarter		17-5-1981	to 16-8-1981
4th quarter		17-8-1981	to 17-11-1981 (up to 10 a.m.)

The required data in all the selected check-posts were collected by Investigators/Junior Statistical Inspectors, posted for this purpose. The Taluk Statistical Inspectors in whose jurisdiction the check-posts are situated were in charge of immediate supervision of the work. Staff on this duty were given special training to ensure the quality of data collected. Besides, district level and state level officers inspected the field work at various stages.

The prescribed proforma for the survey included details on type of vehicle, register number of vehicle, name of commodity, quantity and value of commodity, place of origin and place of destination.

4. The Check-posts:

Of the 12 border check-posts selected for the survey, Amaravila, Aryankavu, Walayar (Kanjikode) and Bangara (Manjeswar) are considered to be the major ones. A general description of these check-posts is given below:

i) Amaravila: This check-post - classified as "A" - situated at a distance of 22 K.Ms. away from Trivandrum in Trivandrum-Nagercoil route was established in 1958. Besides 13 staff of Sales Tax Department, 6 staff of Motor Vehicles Department were also working in this check-post. A weigh bridge is also available at this check-post. The number of vehicles going out of the State is comparatively less when compared to the number of incoming vehicles.

ii) Aryankavu: This check-post established in 1957 is situated in the Kerala-Tamil Nadu border in the eastern boundary of Quilon District and is 80 Km. away from the District headquarters in the Quilon-Shenkotta route. The staff of this check-post consisted of 12 persons from Sales Tax Department, 6 persons from Motor Vehicles Department and 6 persons from Forest Department. A weigh bridge

at the vehicles check-post is available for use of this check-post.

iii) Kumily: This check-post situated in Kottayam - Kumily road 110 Km. east of Kottayam was also established in 1958. It is classified as 'B' class. The entire staff of 11 persons of this check post is from Sales Tax Department.

iv) Walayar (Kanjikode): Established in 1958, this check post is situated in the Palghat-Coimbatore route, 24 Km. away from the district Headquarters of Palghat. It is classified as 'A' class check-post. The check post was shifted from Kanjikode to Walayar in September 1975. The entire staff of this check post numbering 27 was from Sales Tax Department. A weigh bridge of the Motor Vehicles Department was available very near for the use of this check post.

v) Gopalapuram: This 'B' class check post established in 1958 is situated 32 Km. from Palghat on Palghat-Pollachi Road. The staff of this check post numbering 10 was from Sales Tax Department

vi) Govindapuram: This is a 'B' class check post established in 1958 and is situated in Palghat District beyond 13 Km. from Kollengode on Kollengode - Pollachi Road and is 36 Km. away from Palghat. The staff of this check post consisted of 11 persons from Sales Tax Department.

vii) Volanthavalam: This 'C' class check post is situated 22 Km. away from Chittur in Trichur - Coimbatore Road. This check post was established in 1958 and manned by 7 persons from Sales Tax Department.

viii) Muthunga: This 'B' class check post established in 1972 is situated in Calicut - Mysore road about 110 Km. away from Calicut. This check post was manned by 10 persons of the Sales Tax Department.

ix) Koottupuzha: This 'B' class check post is situated in the eastern boundary of Cannanore district in the Teallicerry - Coorg Road. The staff consisted of 9 persons from Sales Tax Department.

x) Adhur: This 'C' Class check post started in 1958 is located 32 Km. away from Kasargode on the Kasargode - Jalsoor road. This was manned by 8 persons of the Sales Tax Department.

xi) Perla: This 'B' class check post with a staff strength of 10 persons exclusively from Sales Tax Department was started in 1958 and is located 32 Km. north of Kasargod.

xii) Bangara (Manjeswar): This check post classified as 'A' is situated about 26 km. away from Kasargod in the Kasargod-Mangalore Road. This check post was started in 1969 and was manned by 13 persons of the Sales Tax Department and 2 persons of 'Malabar Marketing Committee'.

5. Volume of Goods Traffic:

Goods transported through the check posts are mostly by lorries. Transport of goods by other means play only a negligible role. Total number of incoming vehicles through the check posts under study is more than the number of outgoing vehicles. Tables 1.1 and 1.2 give the quarter-wise data of the number of vehicles incoming and outgoing.

The number of incoming and outgoing vehicles during the survey period of one year were 4.85 lakhs and 3.08 lakhs respectively. Most of the vehicles are lorries. Bullock carts and other vehicles constitute only 1.93% of the incoming and 1.33% of the outgoing vehicles. Bullock carts are significant in Gopalapuram, Govindapuram and Velanthavalam check posts.

The value of Goods transported through the twelve selected check posts are given in tables 2.1 and 2.2. Total value of incoming goods is more than the total value of outgoing goods. The value of out-going goods during the survey period is seen to be of the order Rs.1381 crores whereas that of the incoming goods, Rs.1990 crores. Of the total value of goods transported, incoming goods accounted for 59% and outgoing goods accounted for 41%. Only very little variation is noticed from quarter to quarter with regard to the value of out-going goods whereas the value of incoming goods during the 3rd quarter of the survey period is the highest. This may be attributed to the Onam festival season in Kerala which falls during August-September. The percentage share of the total value of out-going and incoming goods for each quarter is given below:

	Quarter I	Quarter II	Quarter III	Quarter IV	Total
Incoming Goods	23.22	22.07	32.50	22.21	100.00
Outgoing Goods	25.54	21.14	24.73	28.59	100.00

On a close look of the tables 2.1 and 2.2, it can be seen that in all the check-posts, except Kumily, the value of incoming goods is more than the value of out-going goods. Among the check-posts selected for survey, walayar stands first (52.16%) with regard to the value of incoming goods followed by Bangara Manjeswar (13.04%) and Aryankavu (8.20%). With regard to the value of outgoing goods also walayar occupies first place (59.33%) followed by Bangara Manjeswar (13.32%) and Aryankavu (6.73%). Adhur and Perla are very small check-posts and these two centres together account for only 0.48% of the incoming goods and 0.19% of the outgoing goods.

6. Origin and Destination of Goods:

The data regarding the origin of incoming goods and the destination of out-going goods have been collected. Separate figures are given for Tamilnadu, Karnataka, Maharashtra, Andhrapradesh and West Bengal. Tables 3.1 and 3.2 give these data check-post-wise. In the case of incoming goods, Tamilnadu accounted for 53.89% followed by Karnataka 20.72%. With regard to the destination of outgoing goods, Tamilnadu stood first with 41.69% followed by Maharashtra 15.02%. Among the check-posts under survey the check-posts at Amaravila, Aryankavu, Kumily, Walayar, Gopala-puram, Govindapuram and Velanthavalam are on the Kerala-Tamilnadu border and those at Muthanga, Koottupuzha, Adhur, Perla and Bangara Manjeswar are on the Kerala - Karnataka border.

The percentages (origin - destination-wise) of goods transported through all the selected check-posts together are given below:

<u>State of origin/ destination</u>	<u>Percentage of goods transported</u>	
	<u>Incoming</u>	<u>Outgoing</u>
Tamilnadu	53.89	41.69
Karnataka	20.72	12.42
Maharashtra	12.24	15.02
Andhrapradesh	3.66	6.15
West Bengal	1.16	4.87
Other States	8.33	19.85
Total	100.00	100.00

The most important inlets of commodities from Tamilnadu are Aryankavu and Amaravila whereas walayar and Bangara Manjeswar

are the most important inlets of commodities from Karnataka. Bangara Manjeswar is also the most important inlet of commodities from Maharashtra. On a similar analysis of goods transported through these check-posts to various destinations it can be seen that most of the commodities to Tamilnadu and Karnataka and Andhrapradesh passes through Walayar while those to Maharashtra passes through Bangara Manjeswar.

7. Commodities transported:

Important commodities transported through these check-posts during the survey period are listed in Table-4. Value of incoming and outgoing goods are given side by side for comparison and in all possible cases quantum of goods transported is also incorporated.

Among the incoming goods, rice, sugar, steel and steel products and cement are the most important ones. Share of incoming commodities to total value is given below:

<u>Commodity</u>	<u>Incoming</u> (% to total value of incoming goods)
Rice ..	5.34
Sugar ..	4.35
Steel and Steel products ..	3.08
Cement ..	3.06
Parcel goods ..	25.30

From the value of outgoing goods, it can be seen that rubber and rubber products occupies the first place followed by coconut oil. The value of the important goods expressed as percentages to total are given below:

<u>Commodity</u>	<u>Outgoing</u> (% to total value of outgoing goods)
Rubber and Rubber products	11.69
Coconut oil	5.75
Aluminium and Aluminium Goods	5.52
Tyres and Tubes	3.95
Parcel goods	9.72

8. Incoming and Outgoing Goods:

The major incoming and outgoing commodities passed through the 12 check-posts under the present survey are listed in paragraph 7. Centre-wise analysis of goods coming in and going out is given below:

i) Amaravila: In terms of value, cashew kernels is the most important commodity transported through this check-post. Fish products including frozen shrimps and prawn, cement, rice, sugar and jaggery are other important incoming commodities through this check-post. Frozen shrimps and prawn are mainly brought to Kerala for export through Cochin Port. Among the goods outgoing through this check post Titanium dioxide is the most important item accounting for 22% of the total value of goods followed by rubber and rubber products and coconut oil. The total value of incoming goods exceeds outgoing goods by Rs.102.22 crores.

ii) Aryankavu: This check-post is the main link between Quilon, Kottayam and Alleppey Districts and Tamilnadu State. Important incoming goods are aluminium goods, cement, cashewnut, chillies, rice and sugar. Out of Rs.103.37 crores worth of incoming commodities, cement alone contribute Rs.42.14 crores. Among the **goods incoming, rice occupies the second place. A substantial share of cashewnuts consumed by cashew processing factories in Quilon district is brought through this check post.** Among the outgoing commodities, coconutoil, coir and coir products, rubber and rubber products are most important. The main outlet for the product of Punalur Paper Mills is Aryankavu Check-post.

iii) Kumily: This check post is another link connecting Kottayam, Alleppey Districts and State of Tamilnadu. This is the only check post where the value of incoming goods falls short of the value of outgoing goods. It can be seen that goods worth Rs.30.57 crores are brought to Kerala through this check post against goods worth Rs.35.41 crores going out. Important commodities brought to Kerala are cotton piecegoods, grocery, rice and sugar. Among these goods, grocery alone accounts for 13.09% of the total value of incoming goods. Cardamom is the most important commodity taken out of Kerala through this outlet and during the year under survey cardamom worth Rs.25.67 crores was transported through this check post. Rubber and rubber products,

coffee and coffee products are the other important commodities outgoing through this check post.

iv) Waiayar: Considering the value of goods incoming as well as outgoing, this check post stands first among the centres selected for this survey. Value of annual incoming goods is Rs.1038.33 crores and that of the outgoing goods Rs.819.61 crores. Value of incoming goods thus exceeds the value of the outgoing goods by Rs.218.71 crores. As mentioned earlier this check post handles 52.16% of the incoming goods and 59.33% of the outgoing goods. Important incoming goods are tea, sugar, steel and steel products, cotton, tobacco, coffee seeds, liquor, machinery, medicines, rubber and rubber products, groundnut oilcake and cotton piece goods. Rubber and rubber products is the important outgoing item through Waiayar. Out of the annual outgoing commodities worth Rs.819.61 crores, rubber and rubber products contributes Rs.107.71 crores. Coconutoil, tyres and tubes, staple fibre, tea, acetylene, paper and paper products packing cases, petrol, fertilizers and copra are the other important outgoing commodities. During this survey period 28938 tonnes of coconutoil worth Rs.46.21 crores was transported outside the State through Waiayar.

v) Gopalapuram: This check post handles incoming goods worth Rs.93.42 crores and outgoing goods worth Rs.53.39 crores. This value of annual incoming goods exceeds outgoing goods by Rs.40.03 crores. Among incoming goods, jaggery, sugar, rice, chillies, cotton, steel and steel products, cement, vegetables, handloom goods, machinery, electrical goods, matches and groundnut oilcake are most important and these constitute 42.93% of the total value of incoming goods. Timber, coconut oil, copra, arecanut, staple fibre, tyres and tubes, tiles and ridges are major outgoing commodities through this check post. During the survey period 2581,60 tons of copra worth Rs.3.09 Crores was transported out of Kerala.

vi) Govindapuram: Eventhough classified among 'B' class check posts, the quantity of commodities transported through this check post is comparatively less. Only incoming goods worth Rs.53 crores and outgoing goods worth Rs.25 crores were transported through this check post. Among incoming goods, cotton yarn is the most important item followed by tea, rice and jaggery. Value of

outgoing commodities through this check post is only half of the value of incoming goods. Staple fibre, coconutoil, diesel, petrol cardamom and fertilizers are foremost among the outgoing commodities.

vii) Velanthavalam: During the survey period goods worth Rs.38.22 crores were brought in and goods worth Rs.10.35 crores were despatched through this check post. Important incoming goods are tea, rice, coffee, sugar, sugarcane and vegetables and important outgoing goods are rubber and rubber products, mango planks, coconut, coconutoil, cotton yarn and arecanut.

viii) Muthunga: This check post is one of the major inlets for goods from Karnataka to Kerala State. During the survey period goods worth Rs.105.10 crores were brought into Kerala and out of this 90% was from Karnataka. Sugar, steel and steel products are most important incoming goods and rubber and rubber products, pepper and copra are the important outgoing commodities.

ix) Koottupuzha: The value of incoming goods is Rs.46 crores and that is nearly Rs.4 crores more than the value of outgoing goods. Important incoming goods are cigarettes, coffee, cotton, steel and steel products, cotton piecegoods and medicines. Pepper, textile goods, rubber and rubber products are the important outgoing commodities.

x) Adhur: This check post is a minor check post and the value of incoming goods is only worth Rs.1.5 crores and the value of outgoing goods worth Rs.0.11 crores.

xi) Perla: This minor check post handled incoming goods worth Rs.8.1 crores and outgoing goods worth Rs.2.6 crores. Bulk of the transaction through this check post are from Karnataka. While rice, jaggery and sugar are the important incoming goods, arecanut and copra are the important outgoing goods through this check post.

xii) Bangara - Manjeswar: This 'A' class check post stands next to Walayar considering the value of incoming and outgoing goods. Commodities worth Rs.259.70 crores were brought to Kerala while the value of outgoing goods during the survey period was Rs.184.02 crores. The main source of incoming goods is Maharashtra.

Located in the northern border of Kerala, most of the commodities brought from and despatched to Maharashtra is through this check-post. Important incoming goods are rice, sugar and grocery. Important outgoing goods are coconut and coconut products and rubber and rubber products.

9. Conclusion:

The survey revealed that:

1) There was tremendous increase in the number of incoming and outgoing vehicles during the five year period 1975-76 to 1980-81. The volume of incoming and outgoing goods have also increased threofold. These increasing trends can be expressed in percentages as shows below:

	<u>Incoming</u> (% of increase)	<u>Outgoing</u> (% of increase)
Traffic of vehicles	164.28	127.43
" Goods	299.54	271.18

ii) Walayar check post accounts for 52% of the value of incoming goods and 59% of the outgoing goods.

iii) in terms of value, 54% of the incoming goods are from Tamilnadu and 42% of the outgoing goods are to Tamilnadu.

iv) incoming goods are mainly steel and steel products, machinery, medicines, liquor, tobacco, rice, sugar, grocery, cotton piecegoods and cement.

v) among the outgoing goods rubber and rubber products, coconutoil, aluminium and aluminium goods, copra, pepper, tyres and tubes, staple fibre, fertilizers, petrol, handloom goods, timber arecanut and cardamom are important.

vi) the data collected during the survey was confined only to the selected twelve check posts and that itself for one year. It is only by collecting data from all the check posts that a complete picture of the volume of interstate movement of goods traffic of Kerala can be obtained.

A P P E N D I X






Table 1.1 - Number of Incoming Goods Vehicles

Sl. No.	Name of Check post	1st quarter 17-11-80 to 16-2-81					2nd Qtr. 17-2-81 to 16-5-81					3rd Qtr.
		Lorries carts	Bullock carts	Other Vehicles	Total	Lorries carts	Bullock carts	Other Vehicles	Total	Lorries carts	Bullock carts	
1	Amaravilla	12645	9	137	12791	15311	8	264	15583	17711	11	12
2	Aryankavu	20863	11	32	20906	19768	16	40	19824	22729	-	-
3	Kumali	2029	-	62	2091	3846	-	30	3876	3683	-	-
4	Walayar	38881	51	647	39579	40223	72	531	40826	40055	-	-
5	Gopalapuram	12077	345	22	12444	13195	512	71	13778	7496	-	130
6	Gopindapuram	5140	162	15	5317	5221	102	39	5362	5153	-	439
7	Velanthavalam	2530	11	43	2644	1429	91	110	1630	5242	-	6
8	Muthunga	4461	-	11	4472	2432	-	5	2137	337	-	-
9	Koottupuzha	4887	-	60	4947	3572	-	37	3609	3242	-	-
10	Adhur	88	-	-	88	781	-	12	793	264	-	-
11	Perla	1745	-	-	1745	1471	-	120	1591	2275	-	-
12.	Bangara Manjeswer	12099	24	690	12813	11081	8	759	11848	12250	-	-
	Total	117505	613	1719	119837	118030	809	2018	120857	120437	587	587



		1.5-81 to 16-8-81				Total				
	Other Vehicles Total	Lorries carts	Bullock carts	Other Vehicles Total	Lorries carts	Bullock carts	Other Vehicles Total	Total		
1	2	14	15	16	17	18	19	20	21	22
1	Amaravilla	310	16080	13	295	16380	61747	42	1006	62795
2	Arvanave	16	21120	14	29	21163	84480	41	117	84638
3	Kumail	52	3185	-	48	3234	12744	-	192	12936
4	Malayar	30	39710	61	403	40183	158878	184	1611	160673
5	Gopalepuram	33	10712	493	45	11250	43480	1480	176	45136
6	Gopiodiapuram	35	5171	234	29	5434	20685	937	118	21740
7	Velantlavaiem	8	3087	36	53	3176	12348	144	214	12701
8	M. lona	15	2310	-	20	2330	9240	-	81	9321
9	Leotharozu	8	3900	-	35	3935	15601	-	140	15741
10	Adhar	-	36	-	-	86	1219	-	12	1231
11	Perla	90	1615	-	24	1639	7106	-	234	7340
12	Bangar Manjeswar	647	12949	2	497	13448	48379	34	2593	51006
	Total	1279	122303	853	1478	122266	475907	2862	6494	485263

V.27/2.




: 16/ :

Table 1.2 - Number of outgoing goods vehicles

Sl. No.	Name of Check post	1st quarter 17-11-80 to 16-2-81				2nd quarter 17-2-81 to 16-5-81				3rd quarter 17-5-81 to 16-8-81			
		Lorries	Bullock carts	Other vehicles	Total	Lorries	Bullock carts	Other vehicles	Total	Lorries	Bullock carts	Other vehicles	Total
1	2	3	4	5	6	7	8	9	10	11	12	13	
1	Amaravila	2893	1	84	2978	2816	-	66	2882	3902	-	-	
2	Aryankavu	13158	3	116	13277	13006	7	80	13093	11177	-	-	
3	Kumali	745	9	291	1045	707	-	150	857	815	-	-	
4	Walayar	30761	16	212	30989	31869	11	119	31999	38144	-1	-	
5	Gopalapuram	7834	40	4	7878	6142	232	4	6378	6418	97	-	
6	Gopindapuram	4743	48	17	4808	4881	33	81	4995	4119	44	-	
7	Velanthavalam	1083	40	28	1151	726	142	75	943	675	16	-	
8	Muthunga	3596	-	22	3618	2498	-	7	2505	3412	-	-	
9	Koottupuzha	1983	-	20	2003	2028	-	33	2061	242	-	-	
10	Adhur	233	-	2	235	53	-	1	54	6	-	-	
11	Perla	275	-	-	275	366	-	59	425	306	-	-	
12	Bangara Manjeswer	10910	6	160	11076	7289	-	167	7456	7298	-	-	
Total		78214	163	956	79333	72381	425	842	73648	76514	158	-	

(contd.)



: 17 :

Sl. No. of Check-Post	3rd quarter				4th quarter				Total
	Other vehicles	Total Lorries	Bullock Carts	Other vehicles	Total Lorries	Bullock Carts	Other vehicles	Total	
1. Amravila	3	4	5	7	8	9	10	11	12
2. Aryankavu	65	3967	6322	7	6331	15933	3	222	16158
3. Kumali	6	11183	12447	67	12519	49788	15	269	50072
4. Welayer	56	871	755	165	920	3022	9	662	3693
5. Gopalapuram	104	38249	33591	145	33745	134365	37	580	134982
6. Govindapuram	3	6518	5008	86	5310	25402	585	97	26084
7. Velanthavilai	30	4193	4581	42	4664	18324	166	170	18660
8. Muthumangal	3	694	828	35	929	3312	264	141	3717
9. Koottupuzha	11	3423	3168	13	3181	12674	-	53	12727
10. Adhur	7	249	1417	20	1437	5670	-	80	5750
11. Perle	-	6	6	-	6	298	-	3	301
12. Bengara Manjerwar	33	339	335	25	360	1282	-	117	1399
Total	441	77113	76957	755	78051	304066	1085	2994	308145




Table 2.1 - Value of goods transported through check post

Value Rs. in Lakhs

Sl. No.	Name of Check post	Value Rs. in Lakhs				Total Quarter
		1st Quarter	2nd Quarter	3rd Quarter	4th Quarter	
1	2	3	4	5	6	7
1	Amaravilla	2465.26	3420.16	6041.01	4386.34	16312.77
2	Aryankavu	3972.15	3529.98	6214.00	2621.00	16337.13
3	Kumali	996.75	753.22	702.57	604.74	3057.28
4	Walayar	23309.20	21496.16	34345.74	24682.10	103833.20
5	Gopalapuram	2135.05	2646.11	2698.35	1863.33	9342.84
6	Govindapuram	1318.90	1197.08	2239.69	546.93	5302.60
7	Velanthavalam	744.01	684.64	671.22	722.78	2822.65
8	Muthunga	4021.67	2651.65	2072.89	1764.67	10510.88
9	Loottupazha	1367.05	1292.24	1081.69	842.32	4583.30
10	Adhur	47.38	81.07	14.98	3.58	147.01
11	Perla	190.50	150.26	252.32	218.31	811.39
12	Bengara Manjeswar	5644.66	6032.71	8354.13	5938.41	25969.91
Total		46212.58	43935.28	64688.59	44194.51	199030.96




Table 2.2 - Value of Goods Transported through the check posts

Value in Rs. Lakhs

Outgoing		Value in Rs. Lakhs				
Sl. No.	Name of check post	1st quarter	2nd quarter	3rd quarter	4th quarter	Total
1	2	3	4	5	6	7
1	Amaravila	817.73	1012.47	2740.62	1519.45	6090.27
2	Aryankavu	2505.15	2113.87	2883.97	1805.45	9308.44
3	Kumali	1511.00	459.71	233.69	1136.73	3341.13
4	Walayar	19555.43	16484.39	19133.47	26788.11	81961.40
5	Gopalapuram	1768.48	1471.08	1208.46	891.68	5339.70
6	Gopindapuram	781.63	846.16	622.90	228.96	2479.65
7	Velanthavalam	289.03	302.14	255.74	188.48	1035.39
8	Mithunga	1525.75	1159.65	1477.30	1531.83	5694.53
9	Koottupuzha	1467.18	842.30	832.05	1055.88	4197.41
10	Adhur	4.48	5.87	0.68	0.20	11.23
11	Perla	56.38	63.77	52.19	92.11	264.45
12	Bengara Manjeswar	4987.86	4446.19	4713.54	4255.79	18402.38
Total		35270.10	29206.60	34154.61	39494.67	138125.98




Table 3.1 - Value of goods by State or origin

Incoming Value Rs. in Lakhs

Sl. No.	Check post	Value Rs. in Lakhs								
		3	4	5	6	7	8	9	Total	
		Tamil Nadu	Karnataka	Maharashtra	Andhra Pradesh	West Bengal	Others			
1	Amaravila	8870.39	131.43	247.77	54.00	64.14	6945.04			16312.77
2	Aryankavu	14756.51	307.88	320.51	68.77	27.35	856.11			16337.13
3	Kumali	2935.29	10.26	4.51	3.98	0.89	102.35			3057.28
4	Walayar	64950.18	15054.31	8623.07	6130.93	1912.72	7161.99			103833.20
5	Gopalapuram	8543.67	208.97	213.71	156.29	203.46	16.74			9342.84
6	Gopindapuram	5022.28	113.30	38.15	37.15	21.68	70.04			5302.60
7	Velanthavalam	1901.52	400.77	169.53	106.10	35.32	209.41			2822.65
8	Muthunga	66.71	9418.70	461.49	336.02	42.61	185.55			10510.88
9	Koottupuzha	178.75	3750.90	172.33	388.11	10.13	85.08			4583.30
10	Adhur	8.26	135.57	-	-	-	3.18			147.01
11	Perla	1.13	736.55	60.56	1.96	-	11.19			811.39
12	Bengara Manjeswar	20.08	10963.96	14053.13	5.31	-	927.43			25969.91
T o t a l		107254.77	41232.60	24364.76	7288.62	2318.30	16571.91			199030.96




Table 3.2 - Value of foods by State of Destination

Value Rs. in lakhs

Outgoing		Value Rs. in lakhs								
Sl. No.	Name of check post	Tamilnadu	Karnataka	Madhya Pradesh	Andhra Pradesh	West Bengal	Others	Total		
1	2	3	4	5	6	7	8	9		
1	Amaravila	4606.72	125.37	520.81	108.50	225.11	505.76	6090.27		
2	Aryankavu	8460.91	122.57	171.95	184.67	134.46	233.88	9308.44		
3	Kumali	2405.21	1.58	4.17	1.08	0.04	929.05	3341.13		
4	Walaya	5465.36	7183.97	7673.85	7236.46	5133.42	19806.32	81961.40		
5	Gopalapuram	4317.55	71.24	150.96	81.98	508.36	409.21	5339.70		
6	Gopindapuram	2258.84	47.58	31.05	50.44	44.16	47.58	2479.65		
7	Velanthaavalam	663.53	117.24	47.22	48.42	51.04	107.88	1035.39		
8	Mithunga	182.09	2259.84	390.69	553.10	126.49	2182.32	5694.53		
19	Koottupuzha	44.36	1225.42	307.42	171.10	551.68	2087.43	4197.41		
10	Adhur	0.04	9.62	1.50	-	-	0.07	11.23		
11	Perla	0.06	204.66	59.73	-	-	-	264.45		
12	Bengara Manjeswar	1.16	5787.66	11381.75	61.97	56.96	1112.88	18402.58		
Total		57578.29	17156.75	20741.10	8497.74	6729.72	27422.38	138125.98		

Table-4 Important commodities transported through the selected Check-Posts

Sl. No.	Commodity	Incoming		Out-going	
		Quantity (MT.)	Value (Rs. in lakhs)	Quantity (MT)	Value (Rs. in lakhs)
1	2	3	4	5	6
1.	Aluminium Goods	-	961.27	-	7626.25
2.	Agarbathi	-	59.15	-	8.72
3.	Areca nut	-	37.42	-	2327.09
4.	Asphalt	-	291.81	-	60.20
5.	Auto parts	-	117.49	-	5.53
6.	A.C. Goods	-	663.41	-	8.48
7.	Aluminium Coil	357.80	60.29	-	635.55
8.	Ammonium goods	34.20	0.58	-	19.01
9.	Acids	-	19.18	-	0.19
10.	Autorickshaw	-	48.04	-	0.17
11.	Agricultural Implements.	-	10.65	-	9.12
12.	Ayurvedic Medicines	-	16.99	-	84.38
13.	Alumina	-	15.75	120.00	845.20
14.	Aluminium Cable	-	75.96	659.82	95.52
15.	Air Compressor	-	120.95	-	-
16.	Aluminium Oxide	-	3.47	-	202.67
17.	Ammonia Gas	-	0.94	63.00	1.44
18.	Aluminium Extract	10.00	1.91	-	316.59
19.	Ammonium Chloride	-	2.93	1849.45	46.88
20.	Air Conditioner	-	0.99	-	-
21.	Ammonium Sulphate	-	-	8219.80	136.56
22.	Animal fat	-	-	-	2.25
23.	Arrowroot	-	-	9.50	0.12
24.	Ammonium Phosphate	-	-	4742.50	62.22
25.	Acetylene	-	-	-	2065.65
26.	Aluminium Ingots	-	-	-	7.15
27.	Baby food	-	1117.64	-	1.48
28.	Biscuits	-	862.49	-	45.01
29.	Bricks	-	32.74	-	24.25
30.	Beedi	-	575.11	-	477.81

1	2	3	4	5	6
31.	Battery	-	917.64	-	407.00
32.	Bran	-	76.74	-	7.19
33.	Beedi leaves	-	489.42	-	52.70
34.	Banana	-	31.40	-	10.34
35.	Bamboo & Bamboo products	-	6.42	-	102.49
36.	Bonemeal	466.50	7.08	-	-
37.	Brass goods	687.20	6.41	-	7.65
38.	Betel leaves	-	16.51	-	7.46
39.	Bleaching Powder	-	1.90	-	-
40.	Benten Rice	7545.27	259.04	-	3.34
41.	Beverages	-	0.65	-	3.40
42.	Bone powder	-	2.93	-	-
43.	Beedi Tobacco	-	17.86	-	17.28
44.	Bauxite	-	-	60.00	1.65
45.	Beer	-	-	-	0.33
46.	Caustic soda	-	209.30	19300.15	284.72
47.	Cashewshell oil	2296.99	116.25	-	38.75
48.	Cashewnut	-	467.72	4254.07	444.67
49.	Cashew kernels	-	4225.66	4498.87	1733.54
50.	Cattle feed	20821.47	1199.15	-	15.22
51.	Cement	1121559.84	6096.36	-	110.30
52.	Cotton piecegoods.	-	3076.05	-	1232.75
53.	Coconut	-	51.79	-	1390.00
54.	Coconutoil	-	126.23	-	7939.11
55.	Coconut oil cake	-	53.73	-	113.69
56.	Cotton yarn	-	2418.56	-	1471.26
57.	Cotton seed	-	178.19	-	11.50
58.	Cotton	-	3664.22	-	1574.44
59.	Coffee and Coffee seeds	-	3492.32	-	2839.51
60.	Coriander	-	290.41	-	2.42
61.	Coir and Coir products.	-	69.05	-	842.90
62.	Cycle and Cycle parts.	-	437.16	-	129.01
63.	Chassis	-	261.20	-	18.01

1	2	3	4	5	6
64.	Curd	-	0.87	-	-
65.	Cigarette	-	4237.29	-	9.33
66.	Charcoal	851.42	2.08	-	-
67.	Chemicals	-	1451.10	-	1025.72
68.	Chillies	-	1615.44	-	8.82
69.	Castor oil	-	69.79	-	1.83
70.	Cable	-	94.66	176.00	40.37
71.	China clay	-	2.33	-	59.52
72.	Copper Sulphate	10.00	1.30	-	-
73.	Cotton bales	133.60	40.87	-	2.57
74.	Cotton seed oil	-	58.99	-	-
75.	Cotton seed oil cake	1327.66	19.42	-	0.19
76.	Chickory	-	4.38	-	-
77.	Cardamom	-	345.62	-	2721.17
78.	Calcium Carbide	-	6.07	-	576.16
79.	Coal and Coke	-	147.77	-	47.43
80.	Chappals	-	0.35	-	17.53
81.	Copper goods	-	194.17	-	88.65
82.	Cocoa	-	5.41	-	86.77
83.	Carbon Black powder	-	715.36	122.30	11.68
84.	Crockery	-	14.23	-	18.80
85.	Carbolic Acid	-	8.44	-	-
86.	Confectionery	-	157.52	-	-
87.	Cosmetics	-	507.04	-	0.22
88.	Copra	-	31.10	-	5041.19
89.	Chlorine Cylinder	-	6.87	-	0.58
90.	Cattle	-	1.24	-	1.81
91.	Cotton thread	-	101.18	-	-
92.	Carbon rod	-	7.56	-	-
93.	Camphor	-	0.12	-	-
94.	Cycle Tyre & Tubes	-	-	-	2.41
95.	Cinnamon	-	-	-	0.47
96.	Clover	-	-	-	0.11
97.	Dba. I.	-	684.90	-	10.28
98.	Colomite	-	4.62	-	-
99.	Diesel	-	37.81	-	1023.03
100.	Dalda	-	262.00	29.50	3.68

1	2	3	4	5	6
101.	Dettol	-	7.84	-	-
102.	Diesel Engine	-	0.25	-	-
103.	Dry fish	508.40	4.92	132.37	4.17
104.	Dyes	3.08	1.59	-	-
105.	Dry Ginger	19.36	0.89	214.41	125.39
106.	D.D.T.	40.00	1.06	-	-
107.	Electrical goods	-	1866.86	-	701.71
108.	Empty Gunny	-	142.54	-	572.84
109.	Empty Tins	-	129.66	-	207.96
110.	Empty Cylinder	-	94.19	-	156.37
111.	Earthen ware	-	4.19	-	-
112.	Eggs	-	289.37	-	-
113.	Engine oil	-	184.63	-	22.41
114.	Empty bottles	-	149.82	-	140.18
115.	Eucalyptus	-	0.58	-	-
116.	Engineering goods	-	14.74	-	-
117.	Empty boxes	-	14.60	-	-
118.	Electronic goods	-	147.73	-	688.75
119.	Empty container	-	86.89	-	5.81
120.	Empty Barrels	-	3.68	-	15.71
121.	Empty Baskets	-	-	-	4.70
122.	Empty Cartons	-	-	-	1.20
123.	Flour	-	0.38	-	-
124.	Fertilizer	-	135.47	73665.71	1552.54
125.	Fruits	-	638.63	-	44.88
126.	Footwear	-	71.50	-	26.05
127.	Frog legs	-	292.22	-	-
128.	Frozen shrimp	-	1134.94	-	-
129.	Firewood	-	16.51	120059.83	309.75
130.	Furniture	-	409.05	-	21.63
131.	Fresh Fish	-	796.39	-	93.85
132.	Fireworks	-	20.92	-	0.38
133.	Fabricated goods	42.00	3.06	-	-
134.	Formic Acid	191.90	22.71	-	23.38
135.	Fibre glass	17.50	2.50	-	-
136.	Fibre	8.00	1.18	7.74	6.29
137.	Furnace oil	413.32	8.57	-	684.63

1	2	3	4	5	6
138.	Garlic	-	23.55	-	-
139.	Ghee	-	72.43	-	2.24
140.	Gingelly oil	-	277.95	38.10	5.04
141.	Gingelly oil cake	-	297.94	7.00	0.17
142.	Glass & glass goods	-	329.06	-	31.12
143.	Groundnut	-	300.89	-	7.30
144.	Groundnut oil	-	282.04	-	38.10
145.	Groundnut oil cake	86673.06	1830.66	-	4.68
146.	Groundnut kernel	4451.27	252.70	-	0.77
147.	Gas Cylinder	0	38.35	-	105.42
148.	Grocery	-	3436.37	-	24.31
149.	Gingelly	-	186.32	6.00	0.18
150.	Ginger	-	3.09	-	309.97
151.	Glucose	-	292.89	-	208.11
152.	Graphite	-	50.12	-	0.20
153.	Granite	-	110.73	50.00	0.90
154.	Gum	-	0.14	-	3.30
155.	Gypsum	-	0.61	-	0.15
156.	General Tonic	-	10.64	-	-
157.	Gingelly seed	317.44	19.91	-	-
158.	Glycerine	-	-	-	20.16
159.	Handloom goods	-	1678.04	-	418.87
160.	Hides and skin	-	9.36	-	404.33
161.	Honey	-	10.65	-	14.97
162.	Handicrafts	-	1.95	31.80	7.71
163.	Hardware	-	41.08	26.20	3.86
164.	Horlicks	-	148.60	-	-
165.	Hosiery goods	-	3.29	-	-
166.	Hard Board	-	2.36	131.50	8.76
167.	Honeye Medicine	-	3.54	-	-
168.	Hair oil	-	-	-	48.98
169.	Insecticides	-	9.63	9.00	1.44
170.	Insulators	-	10.27	-	-
171.	Iron and Iron products	-	459.31	-	384.85
172.	Ilminite	9657.30	15.27	80.00	0.12
173.	Ice	215.10	0.32	-	23.08

1	2	3	4	5	6
174.	Jaggery	-	2484.33	-	13.97
175.	Jute Products	-	334.80	-	0.80
176.	Jeep	-	14.02	-	-
177.	Jelly	3094.00	2.71	-	-
178.	Jack fruit	-	-	-	8.67
179.	Kerosene	-	16.28	-	76.63
180.	Latex	-	14.13	-	150.03
181.	Leather goods	-	65.06	-	2.10
182.	Lime and Lime products	-	29.25	-	44.96
183.	Leco	-	41.26	32.00	0.15
184.	Liquid Chlorine	-	1.36	5.10	0.04
185.	Lubricating oil	38.04	4.05	-	-
186.	Lemongrassoil	14.59	9.30	84.66	35.54
187.	Lemongrass	-	-	5.00	0.35
188.	Lathe	-	-	-	0.11
189.	Lead	197.38	28.08	20.00	2.17
190.	Liquor	-	1898.60	-	654.26
191.	Medicine	-	2451.08	-	144.63
192.	Milk and Milk products.	-	171.70	-	3.79
193.	Monosite	8500.00	14.50	-	-
194.	Motor and Motor Parts	-	759.76	-	173.10
195.	Mats	-	16.63	-	0.56
196.	Maida	58315.72	1281.60	-	3.27
197.	Machinery	-	2489.61	-	1221.38
198.	Matches	-	316.92	-	59.56
199.	Mango	-	1.50	-	25.36
200.	M.S. Products	699.22	33.07	-	2.22
201.	Meat and Meat products	-	172.90	236.00	23.44
202.	Mustard	-	8.12	-	-
203.	Molasses	-	3.21	4.00	0.13
204.	Maize	154.70	2.48	-	-
205.	Mosaic goods	-	196.50	10.00	0.02
206.	Manure	-	35.88	-	43.38
207.	Motor Cycle	-	94.23	-	-
208.	Metal products	73.10	4.50	-	-

1	2	3	4	5	6
209.	Magnesium Sulphate	-	-	80.00	0.95
210.	Mango planks	-	-	-	68.63
211.	Mica	-	1.78	-	-
212.	Neem and Neem products	-	31.23	-	0.07
213.	Nylon goods	-	333.33	-	54.79
214.	Newsprint	-	-	-	33.96
215.	Oxygen Cylinder	-	15.60	3.80	0.86
216.	Onion	-	529.59	-	3.25
217.	Paper and Paper products	-	1130.10	-	2235.33
218.	Plantain	-	757.48	-	4.96
219.	Punnai seed oil	21.00	1.54	-	-
220.	Potato	-	98.82	-	3.27
221.	Pesticides	-	117.37	-	228.83
222.	Pepper	-	23.88	20402.26	2893.41
223.	Pipe & pipe fittings	-	388.48	-	48.69
224.	Parcel	-	50363.71	-	13432.76
225.	Plastic goods	-	283.99	-	73.23
226.	Paddy	26329.06	396.96	518.97	-
227.	Petrol	-	39.00	-	1869.91
228.	Pulses	-	477.23	-	27.03
229.	Palmirah goods	-	25.43	-	-
230.	Prawn	-	892.39	-	16.76
231.	Palmoil	-	356.95	117.70	9.56
232.	Pumpsets	-	53.09	-	0.96
233.	Packing cases	-	23.12	-	1586.74
234.	Paints	-	830.95	-	13.82
235.	Polythene goods	-	167.03	-	3.52
236.	Provisions	-	129.82	4.00	0.17
237.	Teak wood	-	199.06	-	1100.03
238.	Tarp	-	7.94	-	339.95
239.	poultry feed	-	7.82	-	-
240.	Phenol	27.60	4.10	-	-
241.	Pineapple	-	-	-	36.12
242.	Potassium Chlorate	-	-	630.30	51.80
243.	Polyster yarn	-	-	-	1.61

1	2	3	4	5	6
244.	Pottery	-	-	-	0.32
245.	Radio & Radio parts	-	74.75	-	-
246.	Rice bran oil	-	367.70	-	7.41
247.	Rayon goods	161.00	36.68	-	159.89
248.	Ragi	183.72	2.45	-	-
249.	Refrigerator	-	143.24	-	1.25
250.	Rexine	-	18.49	3.50	0.65
251.	Refined oil	-	38.20	-	-
252.	Rice	398370.29	10623.64	40527.69	890.03
253.	Rubber and Rubber products	-	1763.45	-	16144.86
254.	Rose wood	-	35.40	-	36.68
255.	Retread tyre	-	0.97	-	-
256.	Rice bran	-	43.98	-	3.44
257.	Resin	-	0.75	-	-
258.	Rolling Shutters	-	-	10.00	0.06
259.	Reed Mats	-	-	44.10	1.25
260.	Rutile sand	-	-	-	186.95
261.	Rare Earth	-	-	-	1.44
262.	Sulpher	-	50.41	3029.25	51.67
263.	Salt	-	428.41	-	0.66
264.	Sweets	-	140.90	-	1.74
265.	Scooters	-	261.45	-	27.16
266.	Straw	-	100.85	-	0.35
267.	Sanitary fittings	-	273.07	-	7.54
268.	Sugar	167669.81	8663.50	-	25.98
269.	Steel and Steel products	-	6134.14	-	1826.62
270.	Silk goods	-	36.30	-	0.48
271.	Soap and Soap products	-	1733.95	-	3851.24
272.	Synthetic fibre	-	17.24	-	-
273.	Starch	10.20	1.49	-	17.54
274.	Spices	-	2.88	-	5.05
275.	Sewing thread	10.10	12.22	-	45.20
276.	Softwood	-	2.76	40.00	0.25
277.	Soda ash	-	24.56	-	1.89
278.	Sewing machine	-	40.50	-	-
279.	Stationery	-	147.36	-	1.77

1	2	3	4	5	6
280.	Splints & Veneers	-	5.02	-	1281.50
281.	Sugarcane	-	122.12	33.06	0.09
282.	Staple fibre	-	42.15	-	4207.94
283.	Sulphuric Acid	-	49.49	433.72	4.14
284.	Spirit	-	30.02	-	39.59
285.	Sandal wood	80.78	4.97	-	-
286.	Straw board	-	9.74	-	-
287.	Snuff	-	2.32	-	-
288.	Sooji	131.49	3.24	-	-
289.	Sand	-	0.68	-	13.82
290.	Sodium Silicate	-	-	-	3.55
291.	Supari	-	-	-	217.09
292.	Saw machine	-	-	-	0.92
293.	Silica sand	-	0.03	-	0.30
294.	Sweet Potato	-	-	-	57.98
295.	Timber	-	470.32	-	2258.78
296.	Teak wood	-	68.34	-	224.32
297.	Tamarind	-	89.27	-	10.28
298.	Tamarind seed	-	128.47	-	1.32
299.	Tea	-	5264.21	-	2566.49
300.	Tapioca	-	16.09	-	119.47
301.	Tapioca chips	-	1.06	38276.03	319.53
302.	Tiles and Ridges	-	64.95	-	610.04
303.	Tobacco	-	2377.24	-	988.32
304.	Transformer	-	478.45	-	338.58
305.	Turmeric	-	28.79	51.10	1.81
306.	Tin sheet & scraps	-	336.35	-	35.15
307.	Textile goods	-	321.40	-	1003.99
308.	Tyres and Tubes	-	2277.62	-	5453.64
309.	Tar	89.30	2.21	93.30	2.00
310.	Tapioca Flour	-	1.68	208.50	2.74
311.	Telephone goods	-	52.33	-	3.19
312.	Tractor	-	56.56	-	-
313.	Tapioca starch	-	26.51	2030.90	30.20
314.	Transformer oil	-	154.49	-	8.19
315.	Titanium di-oxide	10.00	1.41	-	1453.51
316.	Tubers	-	-	-	0.94

:31:

1	2	3	4	5	6
317.	T.V. Sets	-	-	-	40.51
318.	Tea Chests	-	-	932.18	87.88
319.	Tarpaulin	-	-	-	2.58
320.	Urea	-	220.28	-	621.87
321.	Umbrella	-	0.08	-	0.07
322.	Vegetables	-	1609.65	-	66.94
323.	Vanaspathy	-	244.36	-	-
324.	Vim powder	-	19.73	-	-
325.	Wheat	-	77.03	-	27.86
326.	Waste paper	-	38.11	-	151.01
327.	Wire rod	20.00	1.60	10.30	1.01
328.	Washing soda	-	0.44	-	-
329.	White Cement	-	0.70	-	145.14
330.	Watches	-	286.77	-	121.61
331.	Wax	-	9.40	-	-
332.	Wood pulp	-	24.81	-	-
333.	Welding rods	40.00	20.89	-	28.08
334.	Water Meter	-	3.21	-	-
335.	Wire rope	-	-	-	2.11
336.	Welding gas	-	-	9.00	0.53
337.	Yarn	-	21.06	1799.20	392.74
338.	Yam	350.57	1.30	-	22.38
339.	Zirflour	-	-	553.05	14.47
340.	Zircon sand	306.00	3.60	-	23.79
341.	Zinc and Zinc products	-	111.75	-	53.97
	Other items	-	20626.29	-	11758.16
Total			199030.96		138125.98

R/

5.1 Quantity and value of commodities transported through the
Check-Post during the survey year 1980-81.

Name of Check-Post: Annravila

Sl. No.	Commodity	Incoming		Outgoing	
		Quantity (MT.)	Value (Rs. in lakhs)	Quantity (MT.)	Value (Rs. in lakhs)
1	2	3	4	5	6
1.	Aluminium Goods	243.87	20.47	-	34.98
2.	Agarbathi	-	0.95	-	-
3.	Arecanut	20.50	1.82	372.88	32.99
4.	Asphalt	617.39	12.37	-	-
5.	Auto parts	-	0.40	-	-
6.	A.C. Goods	-	20.07	-	0.60
7.	Aluminium Coil	27.50	3.53	-	-
8.	Ammonium goods	24.20	0.47	4.27	0.29
9.	Acids	-	0.70	-	-
10.	Authorickshaw	-	0.35	-	-
11.	Agricultural Implements	-	-	-	-
12.	Ayurvedic medicines	-	-	-	-
13.	Alumina	-	-	-	-
14.	Aluminium Cable	-	-	-	-
15.	Air Compressor	-	-	-	-
16.	Aluminium Oxide	-	-	-	-
17.	Ammonia Gas	-	-	-	-
18.	Aluminium Extract	-	-	-	-
19.	Ammonium Chloride	-	-	-	-
20.	Air Conditioner	-	-	-	-
21.	Ammonium Sulphate	-	-	415.50	6.69
22.	Animal fat	-	-	-	2.26
23.	Arrowroot	-	-	9.50	0.12
24.	Ammonium Phosphate	-	-	-	-
25.	Acetylene	-	-	-	-
26.	Aluminium Ingots	-	-	-	-
27.	Baby food	75.60	6.00	-	-
28.	Biscuits	44.70	5.41	-	0.02
29.	Bricks	-	1.74	-	0.47
30.	Beedi	-	14.42	-	0.55

1	2	3	4	5	6
31. Battery		-	18.31	-	-
32. Bran		1164.55	5.76	-	-
33. Beedi leaves		600.30	38.88	81.59	5.07
34. Banana		764.25	3.77	-	-
35. Bamboo and Bamboo products		-	0.17	9.90	0.14
36. Bonemeal		-	-	-	-
37. Brass goods		-	-	-	-
38. Betel leaves		-	-	-	0.27
39. Bleaching Powder		-	-	-	-
40. Beaten Rice		-	-	-	-
41. Beverages		-	-	-	-
42. Bone Powder		-	-	-	-
43. Beedi Tobacco		-	-	-	-
44. Bauxite		-	-	-	-
45. Beer		-	-	-	-
46. Caustic soda		10.00	0.43	-	-
47. Cashewshell oil		2048.99	92.21	-	-
48. Cashewnut		1281.19	37.69	3968.67	369.36
49. Cashew Kernels		12198.98	3759.11	219.65	60.36
50. Cattle feed		6468.63	94.61	152.33	1.40
51. Cement		186050.00	990.75	45.50	0.25
52. Cotton piecegoods		-	8.30	-	-
53. Coconut		-	0.59	-	0.45
54. Coconut oil		-	0.87	1370.50	204.36
55. Coconut oil cake		98.10	2.37	-	-
56. Cotton yarn		-	181.09	1189.05	309.16
57. Cotton seed		301.00	6.78	131.67	2.77
58. Cotton		-	2.44	-	-
59. Coffee and Coffee seeds.		28.52	3.83	-	-
60. Coriander		93.55	4.19	-	0.07
61. Coir & Coir products		2238.23	60.06	1036.21	48.91
62. Cycle & Cycle parts		-	11.45	-	97.30
63. Chassis		-	196.72	-	11.37
64. Curd		43.90	0.63	-	-
65. Cigarette		-	134.76	-	0.48

1	2	3	4	5	6
66.	Charcoal	106.70	0.37	-	-
67.	Chemicals	-	84.00	-	65.22
68.	Chillies	354.12	26.22	-	0.93
69.	Castor oil	-	0.14	-	-
70.	Cable	10.00	5.36	-	-
71.	China clay	8.00	0.09	3444.00	43.16
72.	Copper Sulphate	10.00	1.30	-	-
73.	Cotton Bales	131.60	40.87	-	-
74.	Cotton seed oil	-	0.45	-	-
75.	Cotton seed oil cake	59.25	1.13	-	-
76.	Chickory	-	-	-	-
77.	Cardamom	-	-	-	-
78.	Calcium Carbide	-	-	-	-
79.	Coal and Coke	-	-	-	-
80.	Chappals	-	-	-	-
81.	Copper goods	-	-	8.00	0.10
82.	Cocoa	-	-	-	-
83.	Carbon black powder	-	-	-	-
84.	Crockery	-	-	-	-
85.	Carbolic Acid	-	-	-	-
86.	Confectionery	-	-	-	-
87.	Cosmetics	-	-	-	-
88.	Copra	-	-	466.80	39.84
89.	Chlorine Cylinder	-	-	-	-
90.	Cattle	-	-	-	-
91.	Cotton thread	-	-	-	-
92.	Carbon rod	-	-	-	-
93.	Camphor	-	-	-	-
94.	Cycle Tyre & Tubes	-	-	-	2.41
95.	Cassamoni	-	-	-	-
96.	Chevon	-	-	-	-
97.	Chickpeas	15.8.5	63.26	216.44	8.81
98.	Chickpeas	24.50	0.39	-	-
99.	Chisel	85.74	5.28	5742.66	154.97
100.	Chalk	-	-	-	-

		1951			
1	2	3	4	5	6
101.	Dettol	-	-	-	-
102.	Diesel engine	-	-	-	-
103.	Dry fish	-	-	-	-
104.	Dyes	-	-	-	-
105.	Dry Ginger	-	-	-	-
106.	D.D.T.	-	-	-	129.08
107.	Electrical goods	-	103.47	-	163.82
108.	Empty Gummy	399.43	10.71	-	191.97
109.	Empty Tins	-	26.18	-	-
110.	Empty Cylinder	-	9.36	-	-
111.	Earthenware	-	2.38	-	-
112.	Eggs	-	35.51	-	-
113.	Engine oil	139.00	11.40	-	-
114.	Empty bottles	-	0.32	-	4.75
115.	Eucalyptus	-	-	-	-
116.	Engineering goods	-	-	-	-
117.	Empty boxes	-	-	-	40.80
118.	Electronic goods	-	-	-	-
119.	Empty container	-	-	-	-
120.	Empty Barrels	-	-	501.65	7.97
121.	Empty Baskets	-	-	-	4.42
122.	Empty Cartons	-	-	-	-
123.	Flour	-	0.38	-	-
124.	Fertilizer	110.50	2.16	5024.32	88.62
125.	Fruits	-	29.75	-	1.23
126.	Footwear	-	0.50	-	-
127.	Frog legs	2.00	0.85	-	-
128.	Frozen Shrimp	267.16	198.63	-	-
129.	Firewood	-	0.38	-	-
130.	Furniture	-	10.35	-	2.13
131.	Fish and Fish products	5251.07	353.59	-	22.30
132.	Fireworks	-	-	-	-
133.	Fabricated goods	-	-	-	-
134.	Formic Acid	-	-	18.00	2.63
135.	Fibre glass	-	-	-	-
136.	Fibre	-	-	-	-

:36:

1	2	3	4	5	6
137.	Furnace oil	-	-	-	8.78
138.	Garlic	2.00	0.08	-	-
139.	Ghee	15.35	2.42	-	-
140.	Gingelly oil	-	21.25	6.50	0.22
141.	Gingelly oil cake	3217.15	75.25	-	-
142.	Glass and Glass goods	-	11.34	-	0.41
143.	Groundnut	761.30	39.55	-	-
144.	Groundnut oil	390.49	47.74	1.60	0.28
145.	Groundnut oil cake	2397.92	62.84	-	-
146.	Groundnut Kernel	260.58	14.51	-	-
147.	Gas Cylinder	10.00	0.69	-	17.27
148.	Grocery	-	854.27	-	15.03
149.	Gingelly	-	-	-	-
150.	Ginger	-	-	-	-
151.	Glucose	-	-	-	-
152.	Graphite	-	-	-	-
153.	Granite	-	-	-	-
154.	Gum	-	-	-	-
155.	Gypsum	-	-	-	-
156.	General Tonic	-	-	-	-
157.	Gingelly seed	-	-	-	-
158.	Glycerine	-	-	-	-
159.	Handloom goods	-	51.92	-	23.32
160.	Hides and skin	9.00	0.09	-	15.64
161.	Honey	-	2.73	-	13.95
162.	Handicrafts	-	0.20	31.80	7.71
163.	Hardware	-	-	-	-
164.	Horlicks	-	-	-	-
165.	Hosiery goods	-	-	-	-
166.	Hard board	-	-	-	-
167.	Ponoo medicine	-	-	-	-
168.	Hair oil	-	-	-	-
169.	Insecticides	-	-	-	-
170.	Insulators	-	-	-	-
171.	Iron & Iron products.	503.90	21.66	-	21.77

1	2	3	4	5	6
172.	Ilminite	9657.30	15.27	-	-
173.	Ice	18.70	0.5	-	15.70
174.	Jaggery	9031.37	306.51	238.00	5.01
175.	Jute Products	-	-	-	-
176.	Jeep	-	-	-	-
177.	Jelly	-	-	-	-
178.	Jack fruit	-	-	-	-
179.	Kerosene	-	0.39	1008.00	23.12
180.	Latex	-	14.13	-	139.24
181.	Leather goods	-	0.61	-	-
182.	Line & Line products.	146.29	0.64	-	-
183.	Leco	-	-	-	-
184.	Liquid Chlorine	-	-	-	-
185.	Lubricating oil	-	-	-	-
186.	Lemongrass oil	-	-	-	-
187.	Lemongrass	-	-	-	-
188.	Lathe	-	-	-	-
189.	Lead	10.00	0.13	-	-
190.	Liquor	-	34.38	-	1.67
191.	Medicine	-	17.76	-	4.68
192.	Milk and Milk products	-	1.83	-	3.64
193.	Monosite	8500.00	14.50	-	-
194.	Motor and Motor parts	-	7.39	-	1.60
195.	Mats	-	4.97	-	-
196.	Maida	1034.10	23.52	-	-
197.	Machinery	-	184.60	-	45.23
198.	Matches	-	15.12	8.50	35.26
199.	Mango	311.50	1.31	17.50	0.05
200.	M.S. Products	689.98	32.60	-	-
201.	Meat and Meat products	-	-	-	-
202.	Mustard	-	-	-	-
203.	Molasses	-	-	4.00	0.13
204.	Maize	-	-	-	-
205.	Mosaic goods	-	5.36	-	-

1	2	3	4	5	6
206.	Manure	-	0.03	-	0.45
207.	Motor Cycle	-	5.26	-	-
208.	Metal products	-	-	-	-
209.	Magnesium Sulphate	-	-	-	-
210.	Mango planks	-	-	-	-
211.	Mica	-	-	-	-
212.	Neem & Neem products	-	0.06	-	-
213.	Nylon goods	-	-	-	-
214.	News print	-	-	-	-
215.	Oxygen Cylinder	-	-	-	-
216.	Onion	2734.50	28.40	-	0.59
217.	Paper and Paper products	-	41.31	-	17.51
218.	Plantain	-	160.52	7.50	0.04
219.	Pumai seed oil	21.00	1.54	-	-
220.	Potato	158.45	2.22	-	1.24
221.	Pesticides	10.00	0.09	4.00	0.12
222.	Pepper	-	2.15	-	-
223.	Pipe and pipe fittings	-	50.18	-	1.58
224.	Parcel	-	3836.86	-	767.34
225.	Plastic goods	36.49	4.20	-	1.73
226.	Paddy	3474.10	56.82	74.00	1.26
227.	Petrol	-	0.23	4620.96	221.58
228.	Pulses	540.00	15.25	-	0.26
229.	Palmirah goods	-	25.43	-	-
230.	Prawn	1252.59	675.47	-	-
231.	Palmoil	-	53.64	-	-
232.	Pumpsets	-	-	-	-
233.	Packing cases	-	-	-	-
234.	Paints	-	-	-	-
235.	Polythene goods	-	-	-	-
236.	Provisions	-	-	-	-
237.	Wood	-	-	-	7.24
238.	Pulp	-	-	-	-
239.	Poultry feed	-	-	-	-
240.	Phenoil	-	-	-	-

1	2	3	4	5	6
241. Pineapple	-	-	-	-	-
242. Potassium Chlorate	-	-	-	-	-
243. Polyester yarn	-	-	-	-	-
244. Pottery	-	-	-	-	-
245. Radio and Radio parts	-	-	-	-	-
246. Rice bran oil	-	-	-	-	-
247. Rayon goods	-	-	-	-	-
248. Ragi	-	-	-	-	-
249. Refrigerator	-	-	0.32	-	-
250. Rexine	7.10	-	0.42	-	-
251. Refined oil	7.30	-	0.15	-	-
252. Rice	23008.60	670.66	5592.11	141.98	-
253. Rubber and Rubber products	2188.60	212.43	4794.56	458.55	-
254. Rose wood	37.70	0.99	-	-	-
255. Retread tyre	-	-	-	-	-
256. Rice bran	-	-	-	-	-
257. Resin	-	-	-	-	-
258. Rolling Shutters	-	-	-	10.00	0.06
259. Reed Mats	-	-	-	44.10	1.25
260. Rutile sand	-	-	-	-	-
261. Rare Earth	-	-	-	-	-
262. Sulphur	749.90	13.05	-	-	-
263. Salt	109207.70	105.96	-	-	0.04
264. Sweets	1.70	0.14	3.55	0.30	-
265. Scooters	-	7.54	-	-	-
266. Straw	10847.00	21.13	-	-	-
267. Sanitary fittings	-	12.85	-	-	-
268. Sugar	8139.80	348.99	40.65	1.49	-
269. Steel and Steel products	-	344.30	359.02	20.86	-
270. Silk goods	-	4.14	-	-	-
271. Soap & Soap products	-	25.54	-	3.56	-
272. Synthetic fibre	-	8.58	-	-	-
273. Starch	10.20	1.49	-	-	-
274. Spices	-	-	-	-	-
275. Sewing thread	-	-	-	-	-

1	2	3	4	5	6
276.	Soft wood	-	-	10.00	0.13
277.	Soda ash	-	-	-	-
278.	Sewing machine	-	-	-	-
279.	Stationery	-	-	5.00	0.73
280.	Splints & Veneers	10.35	0.85	-	32.58
281.	Sugarcane	-	-	-	-
282.	Staple fibre	-	-	-	-
283.	Sulphuric Acid	-	-	-	-
284.	Spirit	-	-	-	-
285.	Sandal wood	-	-	-	-
286.	Straw board	-	-	-	-
287.	Snuff	-	-	-	-
288.	Sooji	-	-	-	-
289.	Sand	-	-	-	-
290.	Sodium Silicate	-	-	-	3.55
291.	Supari	-	-	-	-
292.	Saw machine	-	-	-	-
293.	Silica sand	-	-	-	-
294.	Sweet Potato	-	-	-	-
295.	Timber	720.04	8.02	-	93.30
296.	Teak wood	-	6.88	-	13.90
297.	Tamarind	402.23	6.69	-	-
298.	Tamarind seed	1971.93	16.79	-	0.41
299.	Tea	-	78.95	33.12	5.74
300.	Tapioca	-	0.51	235.00	2.23
301.	Tapioca chips	17.00	0.18	3366.53	26.38
302.	Tiles & Ridges	-	3.39	-	19.12
303.	Tobacco	455.46	18.31	149.65	5.87
304.	Transformer	-	2.03	-	-
305.	Turmeric	-	0.63	-	-
306.	Tin sheet & Scraps	-	20.95	-	9.80
307.	Textile goods	-	-	-	29.11
308.	Tyre and tubes	-	-	-	1.47
309.	Tar	-	-	-	-
310.	Tapioca Flour	-	-	-	-
311.	Telephone goods	-	-	-	-
312.	Tractor	-	-	-	-

:41:

Amaravila

1	2	3	4	5	6
313.	Tapioca starch	-	-	71.00	1.46
314.	Transformer oil	-	-	-	-
315.	Titanium di-oxide	-	-	8135.33	1348.41
316.	Tubers	-	-	-	-
317.	T.V. Sets	-	-	-	-
318.	Tea chests	-	-	-	-
319.	Tarpaulin	-	-	-	-
320.	Urea	10.00	0.20	825.00	15.26
321.	Umbrella	-	-	-	-
322.	Vegetables	-	173.94	-	0.72
323.	Vanaspathy	0.80	0.08	-	-
324.	Vin Powder	-	-	-	-
325.	Wheat	253.50	4.57	-	5.18
326.	Waste paper	-	0.04	-	14.12
327.	Wire rod	-	-	-	-
328.	Washing soda	-	-	-	-
329.	White Cement	-	-	-	-
330.	Watches	-	-	-	-
331.	Wax	-	-	-	-
332.	Wood pulp	-	-	-	-
333.	Welding rods	-	-	-	28.08
334.	Water Meter	-	-	-	-
335.	Wire rope	-	-	-	-
336.	Welding gas	-	-	-	-
337.	Yarn	23.90	6.30	50.00	14.06
338.	Yam	-	-	-	-
339.	Zirflour	-	-	-	-
340.	Zircon sand	306.00	3.60	-	-
341.	Zinc and Zinc products	-	-	-	-
	Other items	-	574.76	-	103.55
Total		16312.77		6090.27	

5.2 QUANTITY AND VALUE OF COMMODITIES TRANSPORTED THROUGH THE
CHECK POST DURING THE SURVEY YEAR 1980-81

Name of Check Post : Aryankavu.

Sl. No.	Commodity	Incoming		Outgoing	
		Quantity (MT)	Value (Rs. in lakhs)	Quantity (MT)	Value (Rs. in lakhs)
1	2	3	4	5	6
1	Aluminium goods	-	448.46	647.71	55.69
2	Agarbathi	-	0.38	2.00	0.36
3	Areca nut	-	3.73	-	18.05
4	Asphalt	1126.00	31.62	629.58	15.30
5	Auto parts	-	2.13	-	-
6	A.C. Goods	-	331.38	-	-
7	Aluminium Coil	206.80	38.17	52.50	3.58
8	Amonium goods	-	-	-	-
9	Acids	-	0.68	-	-
10	Autorikshaw	-	-	-	-
11	Agricultural Implements	-	0.67	-	-
12	Ayurvedic Medicines	-	0.04	-	0.75
13	Alumina	-	-	-	-
14	Aluminium cable	-	-	659.82	95.52
15	Air Compressor	-	-	-	-
16	Aluminium Oxide	-	-	-	-
17	Amonia Gas	-	-	-	-
18	Aluminium Extract	-	-	-	-
19	Aluminium Chloride	-	-	20.00	0.50
20	Air Conditioner	-	-	-	-
21	Amonium Sulphate	-	-	302.00	4.82
22	Animal fat	-	-	-	-
23	Arrow root	-	-	-	-
24	Amonium Phosphate	-	-	-	-
25	Acetylene	-	-	-	-
26	Aluminium Iyots	-	-	-	-
27	Babyfood	-	0.44	-	-
28	Biscuits	13.10	1.14	-	-
29	Bricks	-	0.90	-	-
30	Beedi	-	211.43	-	2.63
31	Battery	-	1.75	-	4.32
32	Bran	803.00	4.71	-	-
33	Beedi leaves	-	119.22	-	11.53

1	2	3	4	5	6
34	Banana	111.00	0.44	-	-
35	Bamboo & Bamboo products	-	-	-	-
36	Bonemeal	466.50	7.08	-	-
37	Brass goods	-	-	-	2.56
38	Betel leaves	-	-	-	-
39	Bleaching Powder	-	-	-	-
40	Beaten Rice	-	-	-	-
41	Beverages	-	-	-	-
42	Bone powder	-	-	-	-
43	Beedi Tobacco	-	-	89.89	2.95
44	Bauxite	-	-	60.00	1.68
45	Beer	-	-	-	-
46	Caustic soda	655.28	15.63	-	-
47	Cashewshell oil	-	-	3839.60	24.42
48	Cashewnut	4393.43	398.73	-	-
49	Cashew kernals	135.64	48.10	3805.34	1657.48
50	Cattle feed	4348.40	44.34	142.20	0.57
51	Cement	763500.05	4214.41	460.00	8.20
52	Cotton piece goods	-	457.16	-	66.66
53	Cocunut	-	1.78	-	51.32
54	Cocunut oil	1.17	0.11	4420.81	659.89
55	Cocunut oil cake	45.59	0.78	-	0.46
56	Cotton yarn	1430.70	292.59	288.85	39.51
57	Cotton seed	571.67	11.37	-	-
58	Cotton	856.00	110.13	847.13	156.75
59	Coffee & Coffee seeds	54.94	5.05	-	-
60	Corriander	989.40	41.12	3.00	0.06
61	Coir & Coir products	-	0.66	-	254.76
62	Cycle & Cycle parts	-	10.56	-	10.25
63	Chassis	-	2.62	-	-
64	Gurd	-	-	-	-
65	Cigarette	-	128.10	-	0.61
66	Charcoal	-	-	-	-
67	Chemicals	-	59.76	-	82.20
68	Chillies	4710.23	537.15	74.84	1.85
69	Caster oil	55.59	4.21	-	-
70	Cable	-	-	-	-

1	2	3	4	5	6
71	China clay	-	-	334.34	0.77
72	Copper sulphate	-	-	-	-
73	Cotton bales	-	-	-	-
74	Cotton seed oil	-	-	-	-
75	Cotton seed oil cake	-	-	-	-
76	Chickory	-	4.38	-	-
77	Cardamom	52.85	48.65	19.30	13.38
78	Calcium carbide	92.40	4.95	833.95	49.17
79	Coal & coke	-	-	-	-
80	Chappals	-	-	-	-
81	Copper goods	-	-	-	-
82	Cocoa	-	-	-	-
83	Carbon black powder	-	-	-	-
84	Crockery	-	-	-	18.80
85	Carbolic acid	-	-	-	-
86	Confectionary	-	-	-	-
87	Cosmetics	-	-	-	-
88	Copra	-	-	847.00	74.66
89	Chlorine Cylinder	-	-	-	-
90	Cattle	-	-	-	-
91	Cotton thread	-	-	-	-
92	Carbon rod	-	-	-	-
93	Camphor	-	-	-	-
94	Cycle Tyre & Tubes	-	-	-	-
95	Cinnamon	-	-	-	-
96	Cloves	-	-	-	-
97	Dhall	2100.44	90.69	4.94	0.39
98	Dolomite	70.00	0.70	-	-
99	Diesel	9.00	0.21	19760.49	544.54
100	Dalda	168.00	23.55	-	-
101	Dettol	-	-	-	-
102	Diesel engine	-	-	-	-
103	Dry fish	-	-	54.52	0.38
104	Dyes	-	-	-	-
105	Dry Ginger	-	-	58.61	1.36
106	D.D.T.	-	-	-	-
107	Electrical goods	-	66.17	-	110.02

1	2	3	4	5	6
108	Empty Gunny	-	4.51	-	150.34
109	Empty Tins	-	20.23	-	2.55
110	Empty Cylinder	-	17.45	-	26.33
111	Earthern ware	-	1.81	-	-
112	Eggs	-	2.34	-	-
113	Engine oil	26.05	2.81	-	-
114	Empty Bottles	-	1.19	-	10.89
115	Eucalyptus	-	0.58	-	-
116	Engineering goods	-	-	-	-
117	Empty boxes	-	-	-	-
118	Electronic goods	-	-	-	-
119	Empty container	-	-	-	-
120	Empty Barrels	-	-	-	-
121	Empty Baskets	-	-	-	-
122	Empty Cartons	-	-	-	-
123	Flour	-	-	-	-
124	Fertilizer	2544.10	45.65	1264.07	30.39
125	Fruits	-	40.85	-	8.51
126	Foot wear	-	0.07	-	-
127	Froglegs	84.00	9.34	-	-
128	Frozen shrimp	1165.30	650.81	-	-
129	Firewood	-	1.60	36982.20	39.28
130	Furniture	-	3.71	-	3.71
131	Fish & Fish products	4823.80	45.38	309.68	7.71
132	Fireworks	-	0.42	-	-
133	Fabricated goods	-	-	-	-
134	Formic acid	-	-	-	-
135	Fibre glass	-	-	-	-
136	Fibre	-	-	-	-
137	Furnace oil	-	-	18863.50	409.82
138	Garlic	67.00	1.94	-	-
139	Ghee	10.41	1.76	-	-
140	Gingelly oil	416.19	38.04	-	-
141	Gingelly oil cake	1303.70	31.77	-	-
142	Glass & Glass goods	-	13.76	-	-
143	Groundnut	1125.51	52.65	11.19	0.34
144	Groundnut oil	853.35	74.91	2.97	0.64
145	Groundnut oil cake	6716.80	164.79	-	-

1	2	3	4	5	6
146	Groundnut kernal	1311.60	74.08	-	-
147	Gas Cylinder	-	0.86	-	11.91
148	Grocery	-	98.05	-	0.30
149	Gingelly	0.45	0.05	-	-
150	Ginger	10.20	0.54	426.50	13.08
151	Glucose	1.20	0.16	204.16	159.87
152	Graphite	-	-	-	-
153	Granite	-	-	-	-
154	Gum	-	-	25.62	3.30
155	Gypsum	-	-	10.00	0.15
156	General Tonic	-	-	-	-
157	Gingelly seed	-	-	-	-
158	Glycerine	-	-	-	-
159	Handloom goods	-	239.01	-	45.57
160	Hides and skin	-	-	-	86.07
161	Honey	-	-	12.00	0.12
162	Handicrafts	-	-	-	-
163	Hardware	-	2.62	-	-
164	Horlicks	-	-	-	-
165	Hosiery goods	-	-	-	-
166	Hard Board	-	-	-	-
167	Homeo Medicine	-	-	-	-
168	Hair oil	-	-	-	-
169	Insecticides	-	-	-	-
170	Insulators	-	-	-	-
171	Iron & Iron products	-	17.99	-	12.03
172	Ilminite	-	-	80.00	0.12
173	Ice	15.00	0.01	3641.95	6.62
174	Jaggery	9098.70	249.06	60.55	2.04
175	Jute products	-	25.22	-	-
176	Jeep	-	-	-	-
177	Jelly	-	-	-	-
178	Jack fruit	-	-	-	-
179	Kerosene	-	-	1720.71	29.05
180	Latex	-	-	42.00	2.31
181	Leather goods	-	-	-	1.22
182	Lime & Lime products	2565.30	8.14	-	1.09
183	Leco	262.00	1.17	-	-

1	2	3	4	5	6
184.	Liquid Chlorine	-	-	-	-
185.	Lemongrass Oil	-	-	-	-
186.	Lubricating Oil	-	-	-	-
187.	Lemongrass	-	-	-	-
188.	Lathe	-	-	-	-
189.	Lead	-	-	-	-
190.	Liquor	-	0.88	-	-
191.	Medicine	-	39.94	-	4.55
192.	Milk & Milk products	-	-	-	-
193.	Monosite	-	-	-	-
194.	Motor & Motor Parts	-	51.46	42.32	3.33
195.	Mats	-	1.95	-	-
196.	Maida	6086.10	167.83	-	-
197.	Machinery	-	63.91	-	99.68
198.	Matches	-	78.31	-	0.82
199.	Mango	13.04	0.05	-	6.15
200.	M. S. Products	-	-	-	-
201.	Meat & Meat Products	-	0.45	-	-
202.	Mustard	3.80	10.24	-	-
203.	Molasses	-	-	-	-
204.	Maize	-	-	-	-
205.	Mosaic goods	-	8.02	-	-
206.	Manure	-	0.08	855.50	3.97
207.	Motor cycle	-	-	-	-
208.	Metal Products	-	-	-	-
209.	Magnesium Sulphate	-	-	80.00	0.95
210.	Mango planks	-	-	-	-
211.	Mica	-	-	-	-
212.	Neem & Neem products	115.20	2.91	-	-
213.	Nylon goods	-	-	-	6.01
214.	Newsprint	-	-	-	-
215.	Oxygen cylinder	-	-	-	-
216.	Onion	9257.90	89.71	17.68	0.40
217.	Paper & Paper products	-	48.61	-	307.56
218.	Plantain	-	241.81	-	-
219.	Punnai seed Oil	-	-	-	-
220.	Potato	-	-	-	-
221.	Pesticides	44.50	3.64	90.00	3.60
222.	Pepper	-	-	1.45	0.11

1	2	3	4	5	6
223.	Pipe & Pipe fittings	-	15.36	-	4.23
224.	Parcel	-	718.08	-	218.97
225.	Plastic goods	-	19.48	-	2.43
226.	Paddy	985.30	15.53	-	-
227.	Petrol	-	-	7073.28	352.73
228.	Pulses	765.80	35.89	1.00	0.03
229.	Palmirah goods	-	-	-	-
230.	Prawn	948.08	149.88	-	-
231.	Palm Oil	-	8.43	-	-
232.	Pump sets	-	1.55	-	-
233.	Packing cases	-	0.34	-	185.66
234.	Paints	-	22.18	-	-
235.	Polythene goods	-	4.31	-	1.26
236.	Provisions	-	124.74	4.80	0.17
237.	Flywood	-	1.72	2740.80	202.06
238.	Palp	-	-	-	-
239.	Poultry feed	-	-	-	-
240.	Phenoil	-	-	-	-
241.	Pineapple	-	-	-	0.10
242.	Pottassium ch lorate	-	-	630.30	51.80
243.	Polyster yarn	-	-	-	-
244.	Pottery	-	-	-	-
245.	Radio & Radio parts	-	0.01	-	-
246.	Rice bran oil	-	-	-	-
247.	Rayon goods	-	-	9.00	3.42
248.	Ragi	-	-	-	-
249.	Refrigerator	-	1.95	-	-
250.	Rexine	110.90	17.68	-	-
251.	Refined oil	-	-	-	-
252.	Rice	54679.14	1496.90	293.50	5.94
253.	Rubber & Rubber products	270.89	26.56	2891.78	388.36
254.	Rose wood	-	0.96	-	-
255.	Petread tyre	-	0.97	-	-
256.	Rice bran	-	-	-	-
257.	Resin	-	-	-	-
258.	Rolling shutters	-	-	-	-
259.	Reed Mats	-	-	-	-
260.	Rutile sand	-	-	4293.15	111.20

1	2	3	4	5	6
261	Rare Earth	-	-	-	-
262	Sulpher	112.50	1.93	-	-
263.	Salt	142189.15	162.34	-	-
264.	Sweets	-	-	-	-
265	Scooters	-	-	-	-
266	Straw	22325.25	61.03	-	-
267	Sanitary fittings	-	2.93	-	0.01
268	Sugar	18068.10	803.32	73.14	2.42
269.	Steel & Steel products	4742.22	247.20	2639.03	203.61
270	Silk goods	-	-	-	-
271	Soap & Soap products	-	154.39	-	6.17
272	Synthetic fibre	-	0.35	-	-
273	Starch	-	-	320.22	11.22
274	Spices	-	0.04	-	-
275	Sewing thread	10.10	12.22	-	-
276	Softwood	-	2.62	-	-
277	Soda ash	-	4.80	-	-
278	Sewing machine	-	1.08	-	-
279	Stationery	-	18.34	-	-
280	Splints & Veneers	-	0.11	21556.50	627.06
281	Sugarcane	-	-	-	-
282	Staple fibre	-	-	2675.32	438.13
283.	Sulphuric Acid	-	-	404.62	3.86
284	Spirit	-	-	-	-
285	Sandal wood	-	-	-	-
286	Straw board	-	-	-	-
287	Snuff	-	-	-	-
288	Sooji	-	-	-	-
289	Sand	-	-	-	5.69
290	Sodium Silicate	-	-	-	-
291	Supari	-	-	-	-
292	Saw machine	-	-	-	-
293	Silica sand	-	-	371.00	0.15
294	Sweet Potato	-	-	-	-
295	Timber	-	34.18	49248.78	414.38
296	Teak wood	-	20.93	3545.20	53.71
297	Tamarind	279.10	2.29	-	-
298	Tamarind seed	2657.20	23.58	219.90	0.63

1	2	3	4	5	6
299	Tea	748.70	98.52	140.21	25.15
300	Tapioca	146.80	1.17	634.65	1.56
301	Tapioca chips	-	-	476.63	4.69
302	Tiles & Ridges	-	1.77	-	57.99
303	Tobacco	405.30	28.16	18.46	0.92
304	Transformer	-	5.46	-	6.94
305	Turmeric	-	0.67	-	-
306	Tin sheet & scraps	-	44.09	-	14.81
307	Textile goods	-	26.56	-	49.13
308	Tyres & Tubes	-	2.42	-	8.15
309	Tar	-	-	-	-
310	Tapioca Flour	-	-	145.00	1.96
311	Telephone goods	-	-	-	-
312	Tractor	-	-	-	-
313	Tapioca strach	-	-	-	-
314	Transformer oil	-	-	-	-
315	Titanium di-oxide	-	-	-	5.33
316	Tubers	-	-	-	0.94
317	T.V. Sets	-	-	-	20.90
318	Tea chests	-	-	-	-
319	Tarpaulin	-	-	-	-
320	Urea	2298.00	49.08	879.60	19.64
321	Umbrella	-	-	-	-
322	Vegetables	-	204.73	-	-
323	Vanaspathy	-	1.64	-	-
324	Vim powder	63.60	3.12	-	-
325	Wheat	318.70	4.04	278.00	4.02
326	Waste paper	-	3.88	-	11.12
327	Wire rod	20.00	1.60	-	-
328	Washing soda	12.35	0.40	-	-
329	White Cement	-	-	647.76	13.37
330	Watches	-	-	-	-
331	Wax	-	-	-	-
332	Wood pulp	-	-	-	-
333	Welding rods	-	-	-	-
334	Water Metre	-	-	-	-
335	Wire rope	-	-	-	-
336	Welding gas	-	-	-	-

1	2	3	4	5	6
337	Yarn	3.70	0.73	-	-
338	Yam	-	-	-	-
339	Zirflour	-	-	553.05	14.47
340	Zireon sand	-	-	-	-
341	Sinc & Zinc products	-	14.05	263.58	6.81
	Other items	-	1096.98	-	210.95
Total		-	16337.13	-	9308.44

Kr/3-3

1	2	3	4	5	6
299	Tea	748.70	98.52	140.21	25.15
300	Tapioca	146.80	1.17	634.65	1.56
301	Tapioca chips	-	-	476.63	4.69
302	Tiles & Ridges	-	1.77	-	57.99
303	Tobacco	405.30	28.16	18.46	0.92
304	Transformer	-	5.46	-	6.94
305	Turmeric	-	0.67	-	-
306	Tin sheet & scraps	-	44.09	-	14.81
307	Textile goods	-	26.56	-	49.13
308	Tyres & Tubes	-	2.42	-	8.15
309	Tar	-	-	-	-
310	Tapioca Flour	-	-	145.00	1.96
311	Telephone goods	-	-	-	-
312	Tractor	-	-	-	-
313	Tapioca strach	-	-	-	-
314	Transformer oil	-	-	-	-
315	Titanium di-oxide	-	-	-	5.33
316	Tubers	-	-	-	0.94
317	T.V. Sets	-	-	-	20.90
318	Tea chests	-	-	-	-
319	Tarpaulin	-	-	-	-
320	Urea	2298.00	49.08	879.60	19.64
321	Umbrella	-	-	-	-
322	Vegetables	-	204.73	-	-
323	Vanaspathy	-	1.64	-	-
324	Vim powder	63.60	3.12	-	-
325	Wheat	318.70	4.04	278.00	4.02
326	Waste paper	-	3.88	-	11.12
327	Wire rod	20.00	1.60	-	-
328	Washing soda	12.35	0.40	-	-
329	White Cement	-	-	647.76	13.37
330	Watches	-	-	-	-
331	Wax	-	-	-	-
332	Wood pulp	-	-	-	-
333	Welding rods	-	-	-	-
334	Water Metre	-	-	-	-
335	Wire rope	-	-	-	-
336	Welding gas	-	-	-	-

1	2	3	4	5	6
337	Yarn	3.70	0.73	-	-
338	Yam	-	-	-	-
339	Zirflour	-	-	553.05	14.47
340	Zircon sand	-	-	-	-
341	Sinc & Sinc products	-	14.05	263.58	6.81
	Other items	-	1096.98	-	210.95
	Total	-	16337.13	-	9308.44

Kr/3-3

5.3 QUANTITY AND VALUE OF COMMODITIES TRANSPORTED THROUGH THE
CHECK POST DURING THE SURVEY YEAR 1980-81

...

Name of Check Post: KUMILY

Sl. No.	Commodity	Incoming		Out-going	
		Quantity (MT)	Value (Rs. in lakhs)	Quantity (MT)	Value (Rs. in lakhs)
1	2	3	4	5	6
1.	Aluminium Goods	-	3.51	11.21	2.17
2.	Agarbathi	-	2.99	-	-
3.	Areca nut	-	1.59	629.15	99.12
4	Asphalt	-	14.24	-	-
5	Auto parts	-	4.91	-	1.01
6	A.C. Goods	-	16.12	-	0.19
7	Aluminium Coil	-	-	-	-
8	Amonium goods	-	-	-	-
9	Acids	-	-	-	-
10	Autorikshaw	-	-	-	-
11	Agricultural implements	-	6.83	3.40	6.09
12	Ayurvedic Medicines	-	-	0.40	0.04
13	Alumina	-	-	-	-
14	Aluminium Cable	-	-	-	-
15	Air Compressor	-	-	-	-
16	Aluminium Oxide	-	-	-	-
17	Amonia Gas	-	-	-	-
18	Aluminium Extract	-	-	-	-
19	Amonium Chloride	-	-	-	-
20	Air Conditioner	-	-	-	-
21	Amonium Sulphate	-	-	-	-
22	Animal fat	-	-	-	-
23	Arrowroot	-	-	-	-
24	Amonium Phosphate	-	-	-	-
25	Acetylene	-	-	-	-
26	Aluminium Ingots	-	-	-	-
27	Babyfood	-	0.07	-	-
28	Biscuits	-	-	-	-
29	Bricks	-	7.78	-	-
30	Beedi	-	1.24	-	2.28
31	Battery	-	0.33	-	0.46
32	Bran	-	-	-	-
33	Beedi leaves	-	-	-	-

1	2	3	4	5	6
34	Banana	-	4.13	-	0.01
35	Bamboo & MBamboo Products	-	-	-	-
36	Bonemeal	-	-	-	-
37	Brass goods	657.00	0.28	-	-
38	Betel leaves	-	-	-	-
39	Bleaching powder	-	-	-	-
40	Beaten Rice	-	-	-	-
41	Beverages	-	-	-	-
42	Bone Powder	-	-	-	-
43	Beedi Tobacco	-	-	-	-
44	Bauxite	-	-	-	-
45	Beer	-	-	-	-
46	Caustic soda	-	-	-	-
47	Cashewshell Oil	-	-	-	-
48	Cashewnut	-	-	-	-
49	Cashew Kernals	-	-	-	-
50	Cattle feed	189.75	1.62	-	0.14
51	Cement	6573.81	29.46	-	0.52
52	Cotton piece goods	-	332.03	-	13.25
53	Cocunut	-	4.78	-	0.24
54	Cocunut Oil	-	0.25	-	0.74
55	Cocunut oil cake	-	0.02	-	-
56	Cotton yarn	-	0.82	-	-
57	Cotton seed	-	0.39	-	-
58	Cotton	-	-	-	0.03
59	Coffee & Coffee seeds	-	8.89	1291.00	77.52
60	Corriander	54.41	1.84	-	-
61	Coir & Coir products	184.00	0.06	-	0.28
62	Cycle & Cycle parts	-	0.57	-	1.93
63	Chassis	-	30.71	-	-
64	Curd	-	-	-	-
65	Cigarette	-	1.79	-	0.30
66	Charcoal	-	-	-	-
67	Chemicals	-	16.67	-	4.55
68	Chillies	151.57	9.09	-	-
69	Caster oil	24.58	2.12	-	-
70	Cable	-	-	-	-

1	2	3	4	5	6
71	China clay	-	-	-	0.07
72	Copper Sulphate	-	-	-	-
73	Cotton Bales	-	-	-	-
74	Cotton seed oil	-	-	-	-
75	Cotton seed oil cake	-	-	-	-
76	Chikory	-	-	-	-
77	Cardamom	379.90	264.06	2124.82	2567.98
78	Calcium Carbide	-	-	-	-
79	Coal & Coke	-	8.20	-	-
80	Chappals	-	0.35	-	8.82
81	Copper goods	32.50	8.64	-	0.27
82	Cocoa	6.00	2.38	-	0.73
83	Carbon Black powder	-	-	-	-
84	Crokery	-	-	-	-
85	Carbolic Acide	-	-	-	-
86	Confectionary	-	-	-	-
87	Cosmetics	-	-	-	-
88	Copra	-	-	-	-
89	Chlorine Cylinder	-	-	-	-
90	Cattle	-	-	-	-
91	Cotton thread	-	-	-	-
92	Carbon rod	-	-	-	-
93	Camphor	-	-	-	-
94	Cycle Tyre & Tubes	-	-	-	-
95	Cinnamon	-	-	-	-
96	Cloves	-	-	-	-
97	Dhall	85.60	3.85	-	-
98	Dolomite	342.50	0.41	-	-
99	Diesel	-	-	-	-
100	Dalda	-	-	-	-
101	Dettol	-	-	-	-
102	Diesel engine	-	-	-	-
103	Dry fish	-	-	-	-
104	Dress	-	-	-	-
105	Dry Ginger	-	-	-	-
106	D.D.T.	-	-	-	-
107	Electrical goods	-	13.10	-	3.43
108	Empty Gunny	153.21	3.76	-	3.89

1	2	3	4	5	6
109	Empty Tins	-	-	-	-
110	Empty Cylinder	-	2.36	-	4.62
111	Earthen ware	-	-	-	-
112	Eggs	-	1.60	-	-
113	Engine oil	-	-	-	-
114	Empty Bottles	-	-	-	-
115	Eucalyptus	-	-	-	-
116	Engineering goods	-	-	-	-
117	Empty boxes	-	-	-	-
118	Electronic goods	-	-	-	-
119	Empty container	-	-	-	-
120	Empty barrels	-	-	-	-
121	Empty baskets	-	-	-	-
122	Empty Cartons	-	-	-	-
123	Flour	-	-	-	-
124	Fertiliser	736.93	17.39	271.54	7.07
125	Fruits	-	6.31	-	0.50
126	Foot wear	-	-	11.20	1.08
127	Froglegs	-	-	-	-
128	Frozen Shrimp	-	-	-	-
129	Firewood	-	-	596.00	0.71
130	Furniture	-	2.23	-	0.89
131	Fish & Fish products	-	0.20	-	-
132	Fireworks	-	-	-	-
133	Fabricated goods	-	-	-	-
134	Formic Acid	-	-	-	-
135	Fibre glass	-	-	-	-
136	Fibre	-	-	-	-
137	Furnace Oil	-	-	60.00	1.37
138	Garlic	106.89	2.51	-	-
139	Ghee	-	-	-	-
140	Gingelly Oil	28.30	3.78	-	-
141.	Gingelly oil cake	-	-	-	-
142	Glass & Glass goods	-	-	-	-
143	Groundnut	596.20	35.96	-	-
144	Groundnut oil	38.73	2.70	-	-
145	Groundnut oil cake	384.60	8.27	-	-

1	2	3	4	5	6
146	Groundnut Kernel	169.30	10.16	-	-
147	Gas Cylinder	-	-	-	3.84
148	Grocery	-	400.19	-	-
149	Gingelly	-	0.33	-	-
150	Ginger	9.50	0.59	-	1.06
151	Glucose	-	-	-	-
152	Graphite	-	-	-	-
153	Granite	-	-	-	-
154	Gum	-	-	-	-
155	Gypsum	-	-	-	-
156	General Tonic	-	-	-	-
157	Gingelly seed	-	-	-	-
158	Glycerine	-	-	-	-
159	Handloom goods	-	173.05	-	7.22
160	Hides & skin	-	-	44.82	1.25
161	Honey	-	-	-	-
162	Handicrafts	-	-	-	-
163	Hardware	-	-	-	-
146	Horlicks	-	-	-	-
165	Hosiery goods	-	-	-	-
166	Hard Board	-	-	-	-
167	Homeo Medicine	-	-	-	-
168	Hair oil	-	-	-	-
169	Insecticides	346.00	7.16	-	-
170	Insulators	-	-	-	-
171	Iron & Iron products	-	29.88	-	6.51
172	Ilminite	-	-	-	-
173	Ice	-	-	-	-
174	Jaggery	2821.96	70.11	-	-
175	Jute products	-	1.10	-	-
176	Jeep	-	-	-	-
177	Jelly	-	-	-	-
179	Kerosene	-	-	-	8.48
180	Latex	-	-	-	-
181	Leather goods	-	36.09	-	-
182	Lime & Lime products	-	-	-	0.04
183	Leco	-	-	-	-
184	Liquid Chlorine	-	-	-	-
185	Lubricating oil	-	-	-	-
186	Lemongrass oil	-	-	-	-

1	2	3	4	5	6
187	Tenon, pins	-	-	-	-
188	Lathe	-	-	-	-
189	Lead	-	-	-	-
190	Liquor	-	-	-	-
191	Medicine	-	58.79	-	3.52
192.	Milk & Milk products	-	-	-	-
193	Monosite	-	-	-	-
194	Motor & Motor parts	-	61.30	-	7.93
195	Mats	-	-	-	-
196	Maida	2355.42	55.71	-	-
197	Machinery	-	17.56	-	6.69
198	Matches	-	0.77	-	-
199	Mango	-	0.14	-	-
200	M. S. Products	-	-	-	-
201	Meat & Meat products	-	-	-	-
202	Mustard	-	-	-	-
203	Molasses	-	-	-	-
204	Maize	-	-	-	-
205	Mosaic goods	-	-	-	-
206	Mamre	-	1.22	-	-
207	Motor cycle	-	-	-	-
208	Metal products	-	-	-	-
209	Magnesium sulphate	-	-	-	-
210	Mango planks	-	-	-	-
211	Mica	-	-	-	-
212	Neem & Neem products	-	18.73	-	-
213	Nylon goods	-	-	-	-
214	Nesprint	-	-	-	-
215	Oxygen cylinder	-	0.58	3.80	0.86
216	Onion	4316.49	31.75	-	-
217	Paper and paper products	-	31.48	-	2.96
218	Plantain	-	9.03	-	-
219	Punnai seed oil	-	-	-	-
220	Potato	-	0.28	-	-
221	Pesticides	-	8.12	-	-
222	Paper	65.00	9.04	99.10	11.63
223	Pipe & pipe fittings	-	1.04	-	0.43
224	Parcel	-	38.55	-	-
225	Plastic goods	-	7.68	-	2.32
226	Paddy	-	-	567.00	8.98
227	Petrol	-	-	-	0.25
228	Pulses	463.75	29.96	-	-

1	2	3	4	5	6
229	Palmirah goods	-	-	*	-
230	Prawn	-	-	-	-
231	Palm oil	175.45	7.69	-	-
232	Pumpsets	-	-	-	-
233	Packing cases	-	0.06	-	1.89
234	Paints	-	0.45	-	0.64
235	Polythene goods	-	4.26	-	-
236	Provisions	-	-	-	-
237	Plywood	116.26	4.40	-	5.09
238	Pulp	-	-	-	-
239	Poultry feed	-	-	-	-
240	Phenoil	-	-	-	-
241	Pineapple	-	-	-	-
242	Pottasium chlorate	-	-	-	-
243	Polyster yarn	-	-	-	-
244	Pottery	-	-	-	-
245	Radio & Radio parts	-	-	-	-
246	Rice bran oil	-	-	-	-
247	Rayon goods	-	-	-	-
248	Ragi	-	-	-	-
249	Refrigerator	-	-	-	-
250	Rexine	-	-	-	-
251	Refined oil	-	0.03	-	-
252	Rice	8701.06	241.55	29.00	0.62
253	Rubber & Rubber products	202.47	25.43	1432.05	203.08
254	Rose wood	-	-	-	-
255	Retread tyre	-	-	-	-
256	Rice bran	-	1.07	-	-
2587	Resir	-	-	-	-
258	Rolling shutters	-	-	-	-
259	Reed Mats	-	-	-	-
260	White sand	-	-	-	-
261	Red earth	-	-	-	-
262	Sulpher	-	-	-	-
263	Salt	1393.38	2.36	10.00	0.02
264	Sweets	-	3.03	-	-
265	Scooters	-	-	-	0.20
266	Straw	-	-	-	-

1	2	3	4	5	6
267	Sanitary fittings	-	0.02	-	-
268	Sugar	3315.78	111.78	-	-
269	Steel & Steel products	-	7.10	24.03	3.67
270	Silk goods	-	4.40	-	-
271	Soap & Soap products	-	6.70	-	0.41
272	Synthetic fibre	-	-	-	-
273	Starch	-	-	-	-
274	Spices	-	-	-	-
275	Sewing thread	-	-	-	-
276	Softwood	-	0.14	-	-
277	Soda ash	-	-	-	-
278	Sewing machine	-	1.57	-	-
279	Stationery	-	2.68	-	-
280	Splints & Veneers	-	-	261.00	4.55
281	Sugarcane	-	-	-	-
282	Staple fibre	-	-	-	-
283	Sulphuric Acid	-	-	-	-
284	Spirit	-	-	-	-
285	Sandalwood	-	-	-	-
286	Straw board	-	-	-	-
287	Snuff	-	-	-	-
288	Sooji	-	-	-	-
289	Sand	-	-	-	-
290	Sodium silicate	-	-	-	-
291	Supari	-	-	-	-
292	Swa Saw machine	-	-	-	-
293	Silica sand	-	-	-	-
294	Sweet potato	-	-	-	-
295	Timber	-	0.59	-	11.92
296	Teakwood	-	0.14	-	7.89
297	Tamarind	-	5.69	-	-
298	Tamarind seed	2652.61	11.13	-	-
299	Tea	1410.09	190.14	-	-
300	Tapioca	-	0.01	-	1.41
301	Tapioca chips	-	-	-	-
302	Tiles & Ridges	-	0.02	-	-
303	Tobacco	-	1.00	-	-
304	Transformer	-	-	-	-

1	2	3	4	5	6
305	Turmeric	-	-	-	-
306	Tinsheet and scraps	-	0.11	-	-
307	Textile goods	-	29.06	-	10.21
308	Tyre & tubes	-	0.75	-	-
309	Tar	-	-	-	-
310	Tapioca Flour	-	-	-	-
311	Telephone goods	-	-	-	-
312	Tractor	-	-	-	-
313	Tapioca starch	-	-	-	-
314	Transformer oil	-	-	-	-
315	Titanium di-oxide	-	-	-	-
316	Tubers	-	-	-	-
317	T.V. Sets	-	-	-	-
318	Tea chests	-	-	932.18	87.88
319	Tarpaulin	-	-	-	-
320	Urea	29.20	0.76	429.00	7.99
321	Umbrella	-	-	-	-
322	Vegetables	-	51.57	-	0.35
323	Vanaspathy	-	4.78	-	-
324	Vim powder	-	-	-	-
325	Wheat	-	-	-	-
326	Waste paper	-	1.67	-	-
327	Wire rod	-	-0.01	-	-
328	Washing so ^d a	-	-	-	-
329	White cement	-	-	-	-
330	Watches	-	0.03	-	-
331	Wax	-	-	-	-
332	Wood pulp	-	-	-	-
333	Welding rods	-	-	-	-
334	Water metre	-	-	-	-
335	Wire rope	-	-	-	-
336	Welding gas	-	-	-	-
337	Yarn	-	-	-	-
338	Yam	-	-	-	-
339	Zirflour	-	-	-	-
340	Zircon sand	-	-	-	-
341	Zinc & Zinc products	-	0.59	-	-
	Other items	-	330.93	-	113.04
	T o t a l.	-	3057.28	-	3341.13

5.4 QUANTITY AND VALUE OF COMMODITIES TRANSPORTED THROUGH THE CHECK POST
DURING THE SURVEY YEAR 1980-81

Name of Check Post : TALAJAR

Sl. No.	Commodity	Incoming		Outgoing	
		Quantity (MT)	Value (Rs. in lakhs)	Quantity (MT)	Value (Rs. in lakhs)
1	2	3	4	5	6
1	Aluminium Goods	..	284.58	..	7098.43
2	Agarbathi	..	19.07
3	Areca nut	10.00	0.16	..	20.33
4	Asphalt	7919.68	214.31	1594.52	35.63
5	Auto parts	..	55.68
6	A.C. Goods	..	266.44	..	0.28
7	Aluminium Coil	597.43
8	Amonium goods
9	Acids
10	Autorkshaw	..	25.39
11	Agricultural Implements	..	1.60	..	4.01
12	Ayurvedic Medicines	30.00	1.49	..	14.50
13	Alumir	..	9.77	120.00	45.20
14	Aluminium Cable	..	75.96
15	Air Compressor	..	115.21
16	Aluminium Oxide	..	3.47	..	202.67
17	Amonia Gas	..	0.94	63.00	1.44
18	Aluminium Extract	286.12
19	Amonium Chloride	1829.45	46.38
20	Air Conditioner
21	Amonium Sulphate	6665.00	106.54
22	Animal fat
23	Arrow root
24	Amonium Phosphate	4723.00	61.11
25	Acetylene	2058.52

Sen/

...../

1	2	3	4	5	6
26	Aluminium Ingots	-	-	-	-
27	Babyfood	-	606.70	-	0.88
28	Biscuits	-	20.38	-	34.26
29	Bricks	-	14.10	-	16.10
30	Beedi	-	47.05	-	13.80
31	Battery	-	601.20	-	338.76
32	Bran	-	48.53	-	-
33	Beedi leaves	2434.50	86.89	-	13.40
34	Banana	-	12.48	-	2.58
35	Bamboo & Bamboo Products	-	-	-	53.38
36	Bonemeal	-	-	-	-
37	Brass goods	30.00	6.10	-	-
38	Betel leaves	-	2.37	-	2.99
39	Bleaching Powder	95.30	1.28	-	-
40	Beaten Rice	857.60	25.41	-	-
41	Beverages	-	-	-	-
42	Bone Powder	-	-	-	-
43	Beedi Tobacco	-	3.57	-	-
44	Bauxite	-	-	-	-
45	Beer	-	-	-	-
46	Caustic soda	5494.68	156.29	16417.50	223.02
47	Cashewshell oil	-	-	-	6.20
48	Cashewnut	-	2.90	199.88	66.48
49	Cashew Kernal	-	26.49	9.00	3.23
50	Cattle feed	533.71	922.42	-	7.58
51	Cement	115669.80	584.03	3358.00	81.88
52	Cotton piece goods	-	1107.67	-	906.69
53	Coconut	-	21.04	-	150.46
54	Coconut oil	48.11	9.61	28937.45	4621.60
55	Coconut oil cake	1565.60	36.25	2250.50	67.49
56	Cotton yarn	-	167.39	-	205.50
57	Cotton seed	4478.90	116.17	-	1.54
58	Cotton	12593.56	238.86	-	1151.47
59	Coffee & Coffee seeds	-	1977.20	-	1320.31
60	Corriander	1379.27	55.45	-	-

1	2	3	4	5	6
61	Coir & Coir products	-	5.11	8970.52	394.05
62	Cycle & Cycle parts	-	343.19	-	12.76
63	Chassis	-	18.82	-	-
64	Gird	-	-	-	-
65	Cigarette	-	1713.65	-	7.59
66	Charcoal	-	-	-	-
67	Chemicals	-	812.07	-	572.29
68	Chillies	-	380.82	-	1.91
69	Caster oil	-	40.09	-	-
70	Cable	-	81.85	134.00	40.37
71	China clay	-	1.89	-	5.40
72	Copper Sulphate	-	-	-	-
73	Cotton Bales	-	-	-	-
74	Cotton seed oil	-	35.41	-	-
75	Cotton seed oil cake	1020.80	14.53	-	-
76	Chickory	-	-	-	-
77	Cardamom	-	5.26	-	17.95
78	Calcium Carbide	-	-	8634.60	495.19
79	Coal & Coke	-	55.39	-	2.58
80	Chappals	-	-	-	8.71
81	Copper goods	-	110.72	-	46.75
82	Cocoa	-	-	-	41.07
83	Carbon Black Powder	-	389.00	10.00	0.55
84	Crockery	-	12.00	-	-
85	Carbolic Acid	-	8.44	-	-
86	Confectionary	930.00	134.86	-	-
87	Cosmetics	-	465.00	-	-
88	Copra	-	5.61	7223.30	842.23
89	Chlorine Cylinder	-	5.64	-	-
90	Cattle	-	1.24	-	-
91	Cotton thread	-	-	-	-
92	Carbon rod	-	-	-	-
93	Camphor	-	-	-	-
94	Cycle Tyre & Tubes	-	-	-	-
95	Cinnamon	-	-	-	-
96	Cheese	-	-	-	-

1	2	3	4	5	6
97	Dhall	5164.50	213.00	-	-
98	Dolomite	1464.20	2.73	-	-
99	Diesel	66.60	4.18	6020.00	162.41
100	Dalda	798.14	96.80	19.50	2.40
101	Dettol	-	7.84	-	-
102	Diesel engine	-	0.25	-	-
103	Dry fish	-	-	-	-
104	Eyes	-	-	-	-
105	Dry ginger	-	-	-	72.95
106	D.D.T	-	-	-	-
107	Electrical goods	-	1266.83	-	404.19
108	Empty Gunny	-	87.71	-	134.02
109	Empty Tins	-	-	-	8.35
110	Empty Cylinder	-	53.90	-	120.66
111	Earthern ware	-	-	-	-
112	Eggs	-	224.86	-	-
113	Engine oil	-	144.59	263.00	10.95
114	Empty bottles	-	136.32	-	113.38
115	Eucalyptus	-	-	-	-
116	Engineering goods	-	12.74	-	-
117	Empty boxes	-	14.60	-	-
118	Electronic goods	-	64.27	-	647.95
119	Empty container	-	81.82	-	-
120	Empty barrels	-	-	-	6.15
121	Empty Baskets	-	-	-	1.20
122	Empty Cartons	-	-	-	-
123	Flour	-	-	-	-
124	Fertilizer	-	27.45	51265.37	1098.04
125	Fruits	-	31.36	-	4.12
126	Foot wear	-	25.28	-	18.15
127	Froglegs	2534.11	280.03	-	-
128	Frozen Shrimp	1092.20	282.88	-	-
129	Fire wood	578.00	2.01	51672.50	222.78
130	Furniture	-	114.50	-	-
131	Fish & Fish Products	-	21.08	-	28.55
132	Fire woods	-	-	-	-
133	Fabricated goods	42.00	3.06	-	-

1	2	3	4	5	6
134	Formic Acid	30.00	3.79	-	26.73
135	Fibre glass	-	-	-	-
136	Fibre	-	-	-	-
137	Furnace Oil	-	-	174.20	174.20
138	Garlic	-	10.27	-	-
139	Ghee	314.54	28.93	-	-
140	Gingelly oil	2177.90	149.18	-	-
141	Gingelly oil cake	4824.99	13.69	-	-
142	Glass & Glass goods	-	241.54	-	241.54
143	Groundnut	1428.16	63.33	9.00	0.33
144	Groundnut oil	1271.22	107.41	74.81	10.21
145	Groundnut oil cake	5385.95	1117.79	59.00	1.22
146	Groundnut Kernel	520.00	32.87	-	-
147	Gas cylinder	-	25.51	-	64.40
148	Grocery	-	903.43	-	-
149	Gingelly	3012.32	163.34	6.00	0.18
150	Ginger	-	-	-	92.27
151	Glucose	-	288.93	1178.40	52.54
152	Graphite	-	23.36	8.00	0.20
153	Granite	-	110.73	-	-
154	Gum	-	-	-	-
155	Gypsum	-	-	-	-
156	General Tonic	-	-	-	-
157	Gingelly seed	-	-	-	-
158	Glycerine	-	-	-	-
159	Handloom goods	-	581.95	-	19.58
160	Hides & skin	-	8.16	-	242.40
161	Honey	-	0.75	-	-
162	Handicrafts	-	1.75	-	-
163	Hardware	-	17.00	26.20	3.86
164	Horlicks	-	112.01	-	-
165	Hosiery goods	-	3.29	-	-
166	Hard Board	21.00	1.93	-	-
167	Homeo Medicine	-	-	-	-
168	Hair oil	-	-	-	4.24

1	2	3	4	5	6
169	Insecticides	-	1.20	-	-
170	Insulators	-	10.27	-	-
171	Iron & Iron Products	-	317.96	-	237.46
172	Ilminite	-	-	-	-
173	Ice	-	-	-	0.78
174	Jaggery	27861.42	780.01	-	0.51
175	Jute Products	-	280.62	-	-
176	Jeep	-	14.02	-	-
177	Jelly	-	-	-	-
178	Jack fruit	-	-	-	8.67
179	Kerosene	-	-	1071.00	16.41
180	Latex	-	-	-	-
181	Leather goods	-	20.37	-	0.94
182	Line & Line Products	2461.59	3.97	11590.60	34.96
183	Leco	5826.67	36.00	-	-
184	Liquid Chlorine	-	-	-	-
185	Lubricating oil	-	-	-	-
186	Lemongrass oil	-	-	35.00	4.02
187	Lemongrass	-	-	5.00	0.75
188	Lathe	-	-	-	-
189	Lead	136.48	20.51	10.00	1.13
190	Liquor	-	1578.53	-	571.72
191	Medicine	-	449.94	-	88.34
192	Milk & Milk products	-	136.09	-	-
193	Monosite	-	-	-	-
194	Motor & Motor parts	-	456.08	-	133.85
195	Nuts	-	-	-	-
196	Paide	26040.70	539.98	-	0.66
197	Machinery	-	1536.56	-	841.14
198	Matches	-	65.49	-	17.20
199	Mango	-	-	-	17.08
200	M.S. Products	-	-	-	0.78
201	Meat & Meat products	-	141.44	-	-
202	Mustard	10.00	2.00	-	-
203	Molasses	-	1.42	-	-
204	Maire	154.70	2.48	-	-

1	2	3	4	5	6
205	Mosaic goods	-	92.31	-	-
206	Manure	-	19.48	-	31.14
207	Motor cycle	-	40.72	-	-
208	Metal products	-	-	-	-
209	Magnesium Sulphate	-	-	-	-
210	Mango planks	-	-	5782.00	40.61
211	Mica	-	1.78	-	-
212	Neem & Neem products	-	4.57	-	-
213	Nylone goods	-	101.26	-	-
214	Newsprint	-	-	-	-
215	Oxygen cylinder	-	14.77	-	-
216	Onion	7950.05	86.93	201.00	1.47
217	Paper & paper products	-	678.59	-	1425.36
218	Plantain	-	101.94	-	1.12
219	Punnai seed oil	-	-	-	-
220	Potato	4690.95	63.35	-	-
221	Pesticides	-	93.26	-	202.91
222	Pepper	20.00	3.03	4224.77	573.99
223	Pipe & pipe fittings	-	227.48	-	30.27
224	Parcel	-	35251.17	-	10918.14
225	Elastic goods	-	69.33	-	23.52
226	Paddy	3279.01	57.04	13061.70	240.89
227	Petrol	-	25.13	22750.00	1173.45
228	Pulses	3687.95	142.38	-	19.32
229	Palmirah goods	-	-	-	-
230	Prawn	-	52.95	-	-
231	Palmoil	3408.53	233.47	-	-
232	Pumpsets	-	41.62	-	-
233	Packing cases	-	13.40	-	1242.31
234	Paints	-	422.13	-	4.49
235	Polythene goods	-	142.31	-	0.87
236	Provisions	-	-	-	-
237	Flywood	-	120.01	6661.00	416.56
238	Pulp	-	6.52	1684.70	501.66
239	Poultry feed	383.35	5.86	-	-
240	Renoil	-	-	-	-
241	Pineapple	-	-	-	28.54

1	2	3	4	5	6
242	Pottasium chlorate	-	-	-	-
243	Polyster yarn	-	-	-	1.61
244	Pottery	-	-	-	-
245	Radio & Radio parts	-	45.69	-	-
246	Rice bran oil	2569.30	159.97	-	-
247	Rayon goods	161.00	36.68	-	153.64
248	Ragi	-	-	-	-
249	Refrigerator	-	50.99	-	-
250	Rexine	-	-	-	-
251	Refined oil	-	34.16	-	-
252	Rice	134000.34	3551.59	7998.63	191.22
253	Rubber & Rubber products	13197.00	1230.54	8674.03	10771.98
254	Rose wood	-	7.02	-	-
255	Retread tyre	-	-	-	-
256	Rice bran	-	-	2794.00	2.78
257	Resins	-	-	-	-
258	Rolling Shutters	-	-	-	-
259	Reed Mats	-	-	-	-
260	Antile sard	-	-	-	64.11
261	Rare Earth	-	-	-	-
262	Sulpher	-	28.14	2773.00	47.46
263	Salt	911.62	3.53	17.00	0.14
264	Sweets	-	113.84	-	-
265	Segoters	-	204.13	-	26.88
266	Straw	-	-	70.70	0.32
267	Sanitary fittings	-	229.67	-	6.65
268	Sugar	76678.00	3658.36	200.60	8.45
269	Steel & Steel products	69011.15	3385.97	-	758.80
270	Silk goods	-	-	-	-
271	Soap & Soap products	-	727.72	-	2526.17
272	Synthetic fibre	-	-	-	-
273	Starch	-	-	178.00	5.54
274	Spices	-	2.44	-	-
275	Sewing thread	-	-	-	45.20

1	2	3	4	5
276	Softwood	-	-	-
277	Soua ash	-	23.21	-
278	Sewing machine	-	20.00	-
279	Stationery	-	59.99	-
280	Splints & Veneers	12.00	0.13	3670.16
281	Sugarcane	347.00	0.75	-
282	Staple fibre	-	37.10	21261.46
283	Sulphuric Acid	-	49.49	-
284	Spirit	-	10.52	37.68
285	Jandal wood	32.78	4.97	-
286	Straw board	-	9.74	-
287	Snuff	-	2.32	-
288	Sooji	-	-	-
289	Sand	-	-	6.79
290	Sodium Silicate	-	-	-
291	Supari	-	-	190.38
192	Saw machine	-	-	0.92
193	Silica sand	-	-	-
194	Sweet Potato	-	-	3.97
195	Timber	-	33.43	90391.17
296	Teak wood	-	13.77	81.73
297	Tamarind	1226.43	24.14	151.50
298	Tamarindseed	5169.10	60.21	-
299	Tea	25324.82	3988.27	18938.53
300	Tapioca	3560.06	12.44	19460.28
301	Tapioca chips	-	-	14711.64
302	Tiles & Ridges	-	14.13	322.78
303	Tobacco	13621.85	2133.09	9.20
304	Transformer	-	334.34	277.59
305	Turmeric	-	14.79	-
306	Tin sheet & scraps	-	121.95	-
307	Textile goods	-	187.10	76.38
308	Tyres & Tubes	-	1684.17	4669.00
309	Tar	-	-	-
310	Tapioca Flour	-	-	-

1	2	3	4	5	6
311	Telephone goods	-	40.21	-	-
312	Tractor	-	53.59	-	-
313	Tapioca starch	1281.21	24.60	681.95	13.04
314	Transformer oil	-	141.39	-	-
315	Titanium di-oxide	-	-	-	-
316	Tubers	-	-	-	-
317	T.V. Sets	-	-	-	8.44
318	Tea chests	-	-	-	-
319	Tarpaulin	-	-	-	-
320	Urea	-	29.18	21780.20	427.96
321	Umbrella	-	-	-	-
322	Vegetables	-	762.85	-	22.71
323	Vanaspathy	-	167.35	-	-
324	Vin powder	-	2.06	-	-
325	Wheat	-	34.19	955.50	16.51
326	Waste paper	-	22.11	-	18.04
327	Wire rod	-	-	-	-
328	Sodium soda	-	-	-	-
329	White Cement	30.00	0.55	4727.00	105.55
330	Matches	-	178.77	-	-
331	Tax	-	8.27	-	-
332	Wood pulp	-	21.81	-	-
333	Welding rods	30.00	20.00	-	-
334	Water metre	-	-	-	-
335	Wire rope	-	-	-	-
336	Welding gas	-	-	-	-
337	Yarn	-	14.03	1749.20	378.68
338	Yam	350.57	1.30	-	0.81
339	Zirflour	-	-	-	-
340	Zircon sand	-	-	-	23.79
341	Zinc & Zinc products	-	54.96	-	45.31
	Other items	-	11544.63	-	9985.85
			103833.20		81961.40

5.5 QUANTITY AND VALUE OF COMMODITIES TRANSPORTED THROUGH THE CHECK POST DURING THE QUARTER 1954-55

Name of Check Post : Gopalapuram

Sl. No.	Commodity	Incoming		Outgoing	
		Quantity (MT)	Value (Rs. in lakhs)	Quantity (MT)	Value (Rs. in lakhs)
1	2	3	4	5	6
1.	Aluminium goods	243.47	10.94	153.00	49.96
2.	Agarbathi	7.50	0.32
3.	Areca nut	..	1.84	..	257.90
4.	Asphalt	..	8.58	..	9.02
5.	Auto parts	0.06	0.01
6.	A.C. Goods	..	10.57	..	4.07
7.	Aluminium coil
8.	Amonium goods
9.	Acids	..	3.28	55.30	0.12
10.	Authorikshaw	..	0.39
11.	Agricultural implements	5.02
12.	Ayurvedic medicines	..	2.26	..	0.38
13.	Alumina
14.	Aluminium cable
15.	Air compressor
16.	Aluminium oxide	153.00	49.96
17.	Amonia gas
18.	Aluminium extract	10.00	1.91	..	257.90
19.	Amonium chloride
20.	Air conditioner
21.	Amonium sulphate
22.	Animal fat
23.	Arrowroot
24.	Amonium phosphate
25.	Acetylene	12.50	4.53
26.	Aluminium ingots	7.15
27.	Babyfood	..	44.90
28.	Biscuits	..	44.50	..	6.55
29.	Bricks	..	1.46	..	1.39
30.	Beedi	..	25.66	..	1.70
31.	Battery	..	97.41	..	22.92
32.	Bran	..	13.69	..	0.94
33.	Beedi leaves	803.40	51.50	86.46	1.85

1	2	3	4	5	6
34.	Banana	..	4.09	..	0.47
35.	Bamboo & Bamboo products	..	5.07	..	43.14
36.	Bonemeal
37.	Brass goods	0.20	0.03
38.	Betel leaves	..	1.87
39.	Bleaching powder	10.00	0.22
40.	Beaten rice	..	0.55
41.	Beverages	..	0.65
42.	Bone powder
43.	Beedi tobacco	12.06
44.	Bauxite
45.	Beer	0.53
46.	Caustic soda	..	29.92	220.40	5.21
47.	Cashewshell oil
48.	Cashewnut	..	4.85	50.00	5.62
49.	Cashew kernals	..	5.01
50.	Cattle feed	3050.30	42.88	113.00	2.01
51.	Cement	40129.00	227.83	..	2.64
52.	Cotton piece goods	..	77.13	..	0.60
53.	Coconut	..	7.28	..	12.62
54.	Coconut oil	31.05	3.36	2581.60	309.89
55.	Coconut oil cake	..	1.16
56.	Cotton yarn	..	231.34	..	183.92
57.	Cotton seed	820.40	23.48	..	8.19
58.	Cotton	..	464.14	..	101.14
59.	Coffee & Coffee seeds	674.60	86.46	..	55.23
60.	Corriander	..	163.38	6.80	9.92
61.	Coir & coir products	..	2.44	743.98	10.14
62.	Cycle & cycle parts	..	39.48	..	0.44
63.	Chassis
64.	Gurd
65.	Cigarette	..	77.25
66.	Charcoal
67.	Chemicals	..	62.92	..	105.48
68.	Chillies	..	460.74	..	2.36
69.	Caster oil	..	8.84
70.	Cable

1	2	3	4	5	6
71.	China clay
72.	Copper sulphate*
73.	Cotton bales
74.	Cotton seed oil	..	14.02
75.	Cotton seed oil cake	20.00	0.12
76.	Chickory
77.	Cardamom	..	2.39	..	3.42
78.	Calcium carbide	..	0.56	..	15.93
79.	Coal & Coke	..	16.33	..	0.13
80.	Chappals
81.	Copper goods	..	6.02	10.00	3.27
82.	Cocoa	229.90	17.73
83.	Carbon black powder	383.10	53.41	10.00	0.68
84.	Crockery
85.	Carbolic acid
86.	Confectionary	..	22.66
87.	Cosmetics	..	15.83
88.	Copra	..	2.29	2641.20	280.42
89.	Chlorine cylinder	..	0.98	..	0.58
90.	Cattle
91.	Cotton thread	..	101.18
92.	Carbon rod
93.	Camphor
94.	Cycle tyre & tubes
95.	Cinnamon
96.	Gloves
97.	Dhall	4586.18	181.86	9.50	0.24
98.	Dolomite	40.00	0.03
99.	Diesel	..	0.29	2009.61	52.05
100.	Dalda	..	72.97	10.00	1.28
101.	Dettol
102.	Diesel engine
103.	Dry fish	508.40	4.92	..	3.43
104.	Dyes
105.	Dry Ginger
106.	D.D.T.
107.	Electrical goods	..	145.95	..	18.37

1	2	3	4	5	6
108.	Empty Gunny	..	18.27	..	48.97
109.	Empty Tins	..	51.40	..	2.24
110.	Empty Cylinder	..	3.93	..	2.99
111.	Earthern ware
112.	Eggs	..	3.39
113.	Engine oil	..	1.85	..	0.12
114.	Empty bottles	..	2.49	..	9.82
115.	Eucalptys
116.	Engineering goods
117.	Empty boxes
118.	Electronic goods
119.	Empty container	..	2.43
120.	Empty barrels
121.	Empty baskets	0.28
122.	Empty cartons
123.	Flour
124.	Fertilizer	1831.00	27.60	4196.00	66.40
125.	Fruits	..	9.23	..	12.08
126.	Foot wear
127.	Froglegs	5.90	0.44
128.	Frozen shrimp	..	2.62
129.	Firewood	1571.00	2.24	1354.00	1.10
130.	Furniture	..	3.31	..	0.02
131.	Fish & Fish products	..	28.81	1083.30	16.00
132.	Fireworks	..	17.54	..	0.38
133.	Fabricated goods
134.	Formic acid
135.	Fibre glass
136.	Fibre
137.	Furnace oil	672.00	14.15
138.	Garlic	..	1.31
139.	Ghee	..	34.48	..	2.24
140.	Gingelly oil	..	50.18
141.	Gingelly oil cake	1477.20	50.38	7.00	0.17
142.	Glass & glass goods	..	18.52	..	0.34
143.	Groundnut	1133.60	60.40	53.00	1.61
144.	Groundnut oil	..	31.79	74.50	8.08
145.	Groundnut oil cake	5630.20	116.85	34.40	0.67

1	2	3	4	5	6
146.	Groundnut kernel	1716.71	96.97
147.	Gas cylinder	..	4.12	..	0.7
148.	Grocery		167.11	..	1.31
149.	Gingelly	210.00	12.29
150.	Ginger	..	0.15	343.45	9.88
151.	Glucose	..	0.59	..	0.91
152.	Graphite	..	0.59
153.	Granite
154.	Gum	..	0.14
155.	Gypsum	..	0.32
156.	General tonic
157.	Gingelly seed
158.	Glycerine
159.	Handloom goods	..	149.65	..	1.10
160.	Hides & skin	39.00
161.	Honey	..	0.08
162.	Handicrafts
163.	Hardware	10.00	0.48
164.	Horlicks
165.	Hosiery goods
166.	Hard Board	..	0.43
167.	Homeo medicine
168.	Hair oil
169.	Insecticides
170.	Insulators
171.	Iron & iron products	398.75	15.37	..	57.64
172.	Ilminite
173.	Ice	34.50	0.02
174.	Jaggery	25957.30	616.94	15.50	0.50
175.	Jute products	..	19.78	..	0.80
176.	Jeep
177.	Jelly
178.	Jack fruit
179.	Kerosene	80.50	1.13
180.	Latex
181.	Leather goods	..	0.10
182.	Lime & Lime products	..	14.85	..	3.39
183.	Leco	933.00	3.28	20.00	0.11

1	2	3	4	5	6
184.	Liquid chlorine	..	1.36	5.10	0.04
185.	Lubricating oil
186.	Lemongrass oil
187.	Lemongrass
188.	Lathe
189.	Lead
190.	Liquor	..	22.75	..	15.14
191.	Medicine	..	38.39	..	2.18
192.	Milk & milk products	..	1.50
193.	Monosite
194.	Motor & motor parts	..	0.91	..	1.64
195.	Mats	..	8.55	..	0.15
196.	Maida	2427.44	48.25	9.90	0.18
197.	Machinery	..	145.75	..	30.98
198.	Matches	..	143.32	..	3.47
199.	Mango	10.00	0.05
200.	M S Products
201.	Meat & meat products	15.00	0.47
202.	Mustard
203.	Molasses	..	0.01
204.	Maize
205.	Mosaic goods	..	3.23
206.	Manure	1267.79	2.19	599.20	2.35
207.	Motor cycle
208.	Metal products
209.	Magnesium sulphate
210.	Mango planks	6.98
211.	Mica
212.	Neem & neem products	..	4.00	..	0.07
213.	Nylon goods	..	55.84	..	23.22
214.	Newsprint
215.	Oxygen cylinder	..	0.25
216.	Onion	..	70.25	50.00	0.18
217.	Paper & paper products	..	81.45	..	69.76
218.	Plantain	..	211.73	..	10.08
219.	Pennai seed oil
220.	Potato

1	2	3	4	5	6
221.	Pesticides	..	9.30	35.00	2.50
222.	Pepper	..	0.72	413.44	30.37
223.	Pipe & pipe fittings	..	27.28	..	0.28
224.	Parcel	..	587.72	..	81.71
225.	Plastic goods	..	7.35	..	3.69
226.	Paddy	4707.60	70.84	..	145.50
227.	Petrol	4.11
228.	Pulses	1011.60	28.33	166.50	6.48
229.	Palmirah goods
230.	Prawn
231.	Palmoil	152.50	10.78	5.00	0.34
232.	Pumpsets
233.	Packing cases	..	0.11	..	57.20
234.	Paints	..	52.92
235.	Polythene goods	..	4.98	..	0.40
236.	Provisions
237.	Plywood	..	7.31	..	101.11
238.	Pulp	2.98
239.	Poultry feed
240.	Phenoil
241.	Pineapple	1.66
242.	Pottasium chlorate
243.	Polyster yarn
244.	Pottery	0.32
245.	Radio & radio parts
246.	Rice bran oil	1540.70	101.19	10.00	0.80
247.	Rayon goods
248.	Ragi	169.80	2.20
249.	Refrigerator	..	4.71	..	0.66
250.	Rexine
251.	Refined oil	9.20	0.43
252.	Rice	18371.00	482.73	12377.75	269.09
253.	Rubber & rubber products	..	82.04	2376.63	313.84
254.	Rosewood	..	0.31
255.	Retread tyre
256.	Rice bran	..	27.58	52.00	0.18
257.	Resin

1	2	3	4	5	6
258.	Rolling shutters
259.	Reed mats
260.	Rutile sand	50.00	1.18
261.	Rare earth	1.44
262.	Sulphur	..	4.56
263.	Salt	..	131.47	10.00	0.13
264.	Sweets	..	8.37	..	0.15
265.	Scooters	..	1.61
266.	Straw	..	2.79
267.	Sanitary fittings	..	4.19
268.	Sugar	10423.30	572.13	..	3.04
269.	Steel & steel products	6530.40	313.72	2080.76	95.53
270.	Silk goods
271.	Soap & soap products	..	49.25	..	52.40
272.	Synthetic fibre
273.	Starch
274.	Spices	..	0.40
275.	Sewing thread
276.	Softwood
277.	Soda ash	..	0.36
278.	Sewing machine	..	5.01
279.	Stationery
280.	Splints & veneers	..	0.60	..	533.93
281.	Sugarcane	3538.00	5.11	33.00	0.09
282.	Staple fibre	1724.06	254.55
283.	Sulphuric acid
284.	Spirit	..	2.13	10.00	0.30
285.	Sandal wood
286.	Straw board
287.	Snuff
288.	Sooji
289.	Sand	500.00	0.84
290.	Silica silicate
291.	Sand
292.	Saw machi
293.	Silica sand
294.	Sweet potato	54.01
295.	Timber	..	9.27	..	388.14

1	2	3	4	5	6
296.	Teak wood	..	2.80	..	.45
297.	Tamarind	1012.80	14.25	136.20	4.50
298.	Tamarind seed	..	9.13	22.50	0.28
299.	Tea	..	162.66	..	47.45
300.	Tapioca	..	1.28	..	25.01
301.	Tapioca chips	..	0.72	6509.44	58.32
302.	Tiles & ridges	..	0.45	..	123.56
303.	Tobacco	..	135.05	..	0.93
304.	Transformer	..	3.80	..	3.74
305.	Turmeric	223.36	8.53
306.	Tin sheet & scraps	..	3.12
307.	Textile goods	..	29.21	..	8.07
308.	Tyres and tubes	..	72.73	..	189.45
309.	Tar	89.30	2.21	93.30	2.00
310.	Tapioca flour
311.	Telephone goods	..	9.73	..	3.19
312.	Tractor
313.	Tapioca starch	..	1.91	1141.75	14.04
314.	Transformer oil	..	3.97
315.	Titanium di-oxide
316.	Tubers
317.	T.V. sets
318.	Tea chests
319.	Tarpaulin
320.	Urea	..	122.29	2333.00	45.58
321.	Umbrella
322.	Vegetable	..	171.66	..	2.71
323.	Vanaspathy	67.00	8.34
324.	Vim Powder	..	14.55
325.	Wheat	142.30	2.74	..	0.15
326.	Waste paper	1202.18	8.87	..	16.45

..... 10/-

: 80 :

Gopalapuram

1	2	3	4	5	6
327.	Wire rod
328.	Washing soda
329.	White cement	5.33
330.	Watches
331.	Wax
332.	Wood pulp
333.	Welding rods
334.	Water. metre
335.	Wire rope
336.	Welding gas
337.	Yarn
338.	Yam
339.	Zirflour
340.	Zircon sand
341.	Zinc and zinc products	..	0.83	..	1.56
	Other items	..	456.54	..	252.19
	Total	..	9342.84	..	5339.70

kmm/
6.3

5.6 QUANTITY AND VALUE OF COMMODITIES TRANSPORTED THROUGH
THE CHECK POST DURING THE FISCAL YEAR 1940-41

Name of Check Post: Govindapuram

Sl. No.	Commodity	Quantity		Value (Rs. in lakhs)
		(MT)	(Sq. in lakhs)	
1	2	3	4	5
1.	Aluminium Goods	-	19.39	-
2.	Agarbathi	-	3.06	-
3.	Areca nut	-	2.23	700.52
4.	Asphalt	66.20	1.75	5.30
5.	Auto parts	-	-	-
6.	A.C. goods	-	5.34	-
7.	Aluminium Coil	-	-	-
8.	Ammonium goods	-	-	-
9.	Acids	-	0.11	-
10.	Autorikshaw	-	-	-
11.	Agricultural Implements	-	1.14	-
12.	Ayurvedic Medicines	-	0.40	-
13.	Alumina	-	-	-
14.	Aluminium Cable	-	-	-
15.	Air Compressor	-	-	-
16.	Aluminium Oxide	-	-	-
17.	Ammonia Gas	-	-	-
18.	Aluminium Extract	-	-	-
19.	Ammonium Chloride	-	-	-
20.	Air Conditioner	-	-	-
21.	Ammonium Sulphate	-	-	-
22.	Animal fat	-	-	-
23.	Arrow root	-	-	-
24.	Ammonium Phosphate	-	-	-
25.	Acetylene	-	-	-
26.	Aluminium Ingots	-	-	-
27.	Baby food	-	4.30	-
28.	Biscuits	114.58	9.35	5.00
29.	Bricks	-	1.23	-

1	2	3	4	5	6
30	Beedi	-	2.93	-	0.55
31	Battery	-	-	-	-
32	Brass	-	-	-	-
33	Beedi leaves	23.46	2.97	-	-
34	Banana	105.49	0.64	-	-
35	Bamboo & Bamboo products	-	0.20	-	1.42
36	Banana	-	-	-	-
37	Brass goods	-	-	-	-
38	Betel leaves	-	-	-	-
39	Bleaching Powder	-	-	-	-
40	Broken Rice	322.90	8.08	-	-
41	Beverages	-	-	-	-
42	Bone powder	-	-	-	-
43	Beedi Tobacco	-	-	-	-
44	Buzrite	-	-	-	-
45	Beer	-	-	-	-
46	Caustic soda	-	-	27.80	0.79
47	Cashewshell oil	-	-	-	-
48	Cashewnut	-	-	-	-
49	Cashew Kernels	-	0.10	-	-
50	Cattle feed	611.60	8.46	3.00	0.05
51	Cement	5025.18	23.00	-	4.65
52	Cotton piece goods	-	127.88	-	26.44
53	Coconut	-	0.48	-	1.31
54	Coconut oil	11.19	1.72	936.09	147.16
55	Coconut oil cake	-	4.39	-	-
56	Cotton seed	631.73	11.12	-	-
57	Cotton yarn	-	1315.95	114.15	35.32
58	Cotton	-	34.47	-	-
59	Coffee & Coffee seeds	1068.25	173.34	887.10	49.80
60	Carriander	146.10	7.07	-	-
61	Cair & Cair products	-	0.64	-	-
62	Cycle & Cycle parts	-	0.77	-	0.12
63	Cassia	-	3.02	-	6.64
64	Card	-	0.24	-	-
65	Cigarette	-	6.11	-	-

1	2	3	4	5	6
66	Charcoal	-	-	-	-
67	Chemicals	-	17.52	-	33.08
68	Chillies	1115.09	1.83	0.70	0.04
69	Castor oil	33.55	1.84	-	-
70	Cable	6.60	1.50	-	-
71	China clay	-	-	-	-
72	Copper Sulphate	-	-	-	-
73	Cotton Bales	-	-	-	-
74	Cotton seed oil	82.05	2.28	-	-
75	Cotton seed oil cake	135.60	2.17	-	-
76	Chickory	-	-	-	-
77	Cardamom	-	9.28	76.65	94.71
78	Calcium Carbide	19.00	0.56	37.90	2.24
79	Coal & coke	533.12	2.66	112.00	0.49
80	Chappals	-	-	-	-
81	Copper goods	-	10.04	-	-
82	Cocoa	-	3.03	40.00	2.12
83	Carbon Black powder	-	3.62	-	-
84	Crockery	-	-	-	-
85	Carbolic Acid	-	-	-	-
86	Confectionary	-	-	-	-
87	Cosmetics	-	1.12	-	-
88	Cover	-	-	295.45	32.94
89	Chlorine Cylinder	-	-	-	-
90	Cattle	-	-	-	-
91	Cotton thread	-	-	-	-
92	Carbon rod	-	-	-	-
93	Camphor	-	-	-	-
94	Cycle Tyre & Tubes	-	-	-	-
95	Cinnamon	-	-	-	-
96	Cloves	-	-	-	-
97	Dhall	1479.02	44.49	4.50	0.12
98	Dolomite	184.30	0.31	-	-
99	Diesel	-	0.87	-	100.16
100	Saida	22.64	11.80	-	-
101	Dettol	-	-	-	-

1	2	3	4	5	6
102	Diesel engine	-	-	-	-
103	Dry fish	-	-	-	-
104	Dyes	-	-	-	-
105	Dry Ginger	-	-	-	-
106	D.D.T	-	-	-	-
107	Electrical goods	-	29.63	-	4.27
108	Empty Cany	-	0.75	-	11.23
109	Empty Tins	-	25.04	-	0.17
110	Empty Cylinder	-	3.45	-	0.17
111	Earthen Ware	-	-	-	-
112	Eggs	-	-	-	-
113	Engine oil	33.40	2.48	-	9.60
114	Empty bottles	-	1.43	-	-
115	Eucalyptus	-	-	-	-
116	Engineering goods	-	-	-	-
117	Empty boxes	-	-	-	-
118	Electronic goods	-	-	-	-
119	Empty container	-	-	-	2.35
120	Empty Barrels	-	-	-	-
121	Empty Cartons Baskets	-	-	-	-
122	Empty Cartons	-	-	-	-
123	Flour	-	-	-	-
124	Fertilizer	112.72	1.80	3933.28	71.64
125	Fruits	-	20.82	-	2.23
126	Foot wear	-	-	-	-
127	Grolegs	-	1.56	-	-
128	Iron on Strip	-	-	-	-
129	Firewood	-	0.23	670.50	0.92
130	Furniture	-	4.52	-	-
131	Fire Wires & Cables	-	1.63	-	-
132	Wire works	-	2.96	-	-
133	Various goods	-	-	-	-
134	Sulphuric Acid	-	-	-	-
135	Fibre glass	-	-	-	-
136	Alibre	-	-	-	-
137	Paraffine oil	-	-	-	35.33
138	Garlic	50.69	1.42	-	-
139	Ghee	5.35	0.61	-	-
1					

1	2	3	4	5	6
140	Gingelly oil	68.50	5.57	-	-
141	Gingelly oil cake	112.63	4.06	-	-
142	Glass & Glass goods	-	0.96	-	2.48
143	Groundnut	695.09	30.61	-	1.25
144	Groundnut oil	85.78	7.14	-	-
145	Groundnut oil cake	1150.55	23.16	-	0.77
146	Groundnut Kernel	203.01	24.11	-	0.78
147	Gas Cylinder	-	-	-	-
148	Grocery	-	14.41	-	-
149	Gingelly	68.54	3.49	-	2.75
150	Ginger	-	0.12	-	3.17
151	Glass	-	-	-	-
152	Graphite	-	-	-	-
153	Granite	-	-	-	-
154	Gun	-	-	-	-
155	Gypsum	-	-	-	-
156	General Tonic	-	-	-	-
157	Gingelly seed	-	-	-	-
158	Glycerine	-	-	-	8.43
159	Handloom goods	-	431.98	-	18.62
160	Hides & skin	-	-	-	-
161	Honey	-	0.89	-	-
162	Handicrafts	-	-	-	-
163	Hardware	-	-	-	-
164	Horlicks	-	-	-	-
165	Hosiery goods	-	-	-	-
166	Hard Board	-	-	-	-
167	Homeo Medicine	-	-	-	-
168	Hair oil	-	-	9.00	1.44
169	Insecticides	-	-	-	-
170	Insulators	-	-	-	11.04
171	Iron & Iron Products	189.32	10.84	-	-
172	Ilminite	-	-	131.56	0.14
173	Ice	-	-	19.40	0.66
174	Jaggery	11166.44	339.79	-	-
175	Auto Products	-	1.39	-	-

1	2	3	4	5	6
176	Jeep	-	-	-	-
177	Jelly	-	-	-	-
178	Jack fruit	-	-	-	-
179	Kerosene	-	-	267.00	4.03
180	Latex	-	-	-	-
181	Leather goods	-	1.40	-	-
182	Line & Line products	330.75	0.57	1016.56	3.77
183	Leco	-	-	-	-
184	Li uid Chlorine	-	-	-	-
185	Lubricating oil	38.04	4.05	-	-
186	Lemongrass oil	-	-	-	-
187	Lemongrass	-	-	-	-
188	Lathe	-	-	-	-
189	Lead	-	-	-	-
190	Li uor	-	5.77	-	7.55
191	Medicine	-	9.79	-	13.31
192	Milk & Milk products	-	-	-	-
192	Milk & Milk products	-	-	-	-
193	Monosite	-	-	-	-
194	Motor & Motor Parts	-	14.05	-	0.69
195	Mats	-	1.06	-	0.41
196	Maida	2015.05	51.67	-	-
197	Machinery	-	18.04	-	11.43
198	Matches	-	12.51	-	-
199	Machinery	-	-	-	-
200	M.S. Products	-	-	-	1.44
201	Meat & Meat products	109.10	2.40	-	-
202	Mustard	-	-	-	-
203	Molasses	-	-	-	-
204	Maize	-	-	-	-
205	Mosaic goods	-	1.38	-	-
206	Mamre	1300.70	1.30	-	-
207	Motor cycle	-	-	-	-
208	Metal products	73.10	4.50	-	-
209	Magnesium Sulphate	-	-	-	-
210	Mango planks	-	-	-	-

1	2	3	4	5	6
211 Mica
212 Neem & neem products	1.92
213 Nylon goods	172.70	..	25.56
214 News print	28.04
215 Oxygen cylinder
216 Onion	17616.43	..	101.58	45.90	0.35
217 Paper & Paper products	106.92	..	50.59
218 Plantain	18.33	..	0.16
219 Pannai seed oil
220 Potato
221 Pesticides	2.82	..	12.88
222 Pepper	61.00	7.93
223 Pipe & pipe fittings	6.03
224 Parcel	136.02	..	2.71
225 Plastic goods	7.15	..	0.25
226 Paddy	1043.71	..	18.21	..	56.08
227 Petrol	38.00	..	1.61	2144.00	96.49
228 Pulses	1233.48	..	38.76	16.30	0.42
229 Palmirah goods
230 Prawn	59.68	..	13.16
231 Palmoil	38.53	..	2.70
232 Pumpsets
233 Packing cases	3.67	..	61.03
234 Paints	6.03	..	0.10
235 Polythene goods	2.73
236 Provisions	31.07	..	2.70
237 Plywood	1.08	..	8.58
238 Pulp
239 Poultry feed	0.34
240 Phenol
241 Pineapple
242 Pottasium chlorate
243 Polyester yarn
244 Pottery
245 Radio & Radio parts
246 Rice bran oil	36.72	..	1.95
247 Rayon goods	8.40	0.25
248 Ragi
249 Refrigerator	0.44

1	2	3	4	5	6
250	Rexine
251	Refined oil
252	Rice	13361.30	344.31	2044.78	43.96
253	Rubber & rubber products	295.48	39.16	1223.78	98.95
254	Rose wool	..	0.30
255	Retread tyre
256	Rice bran	3224.40	12.91	..	0.30
257	Resin
258	Rolling Shuttles
259	Roof Mats
260	Antile sand
261	Raw Earth
262	Sulphur	11.30	0.19
263	Salt	7977.64	10.71	10.00	0.01
264	Sweets	..	7.59	..	1.29
265	Scooters	..	1.36
266	Straw
267	Sanitary fittings	..	1.76
268	Sugar	264.43	149.53
269	Steel & Steel products	872.50	56.72	..	7.39
270	Silk goods	..	20.32
271	Soap & soap products	..	12.33	..	31.64
272	Synthetic fibre
273	Starch	0.78
274	Spices
275	Sewing thread
276	Softwood
277	Soda ash	20.63	0.22
278	Sewing machine
279	Stationery	..	1.45
280	Splints & Veneers	..	0.53	..	45.56
281	Sugarcane	..	0.12
282	Staple fibre	9.00	1.30	..	533.23
283	Sulphuric acid	22.10	0.28
284	Spirit	12.00	0.60
285	Synthetic oil
286	Straw board
287	Stuffs

1	2	3	4	5	6
288	Sooji
289	Sand
290	Sodium Silicate
291	Supari
292	Saw machine
293	Silica sand	..	0.03	..	0.15
294	Sweet Potato
295	Timber	..	6.73	..	68.02
296	Teak wood	..	9.09	..	16.55
297	Tamarind	..	6.12	..	2.15
298	Tamarind seed	..	4.61
299	Tea	4000.75	443.84	..	60.55
300	Tapioca	176.60	0.61	..	17.92
301	Tapioca chips	30.00	0.13	710.50	5.16
302	Tiles & Ridges	..	0.38	..	50.97
303	Tobacco	514.46	43.52	13.50	0.55
304	Transformer	..	3.94	..	10.05
305	Turmeric	..	3.07
306	Tin sheet & scraps	..	1.68
307	Textile goods	..	8.01	..	4.04
308	Tyres & Tubes	..	6.06	..	36.93
309	Tar
310	Tapioca Flour	..	1.68
311	Telephone goods
312	Tractor
313	Tapioca starch
314	Transformer oil	6.74
315	Titanium di-oxide
316	Tubers
317	T.V. Sets
318	Tea chests
319	Tarpaulin
320	Urea	..	16.94	..	75.46

1	2	3	4	5	6
321	Umbrella	..	0.08
322	Vegetables	..	68.42	..	0.51
323	Vanaspathy
324	Vin powder
325	Wheat	39.39	6.67	..	1.52
326	Waste paper	1.76
327	Wire rod
328	Washing soda	..	0.04
329	White Cement	..	0.12	80.00	1.56
330	Matches
331	Wax
332	Wood pulp
333	Welding rods
334	Water metre
335	Wire rope	9.50	0.99
336	Welding gas
337	Yarn
338	Yam
339	Wheat flour
340	Zircon sand
341	Six & Zinc products	..	1.14
3	Other items	..	258.16	..	52.79
Total			5302.60		2479.65

Ssn/

5.7 QUANTITY AND VALUE OF COMMODITIES TRANSPORTED THROUGH THE CHECK POST DURING THE SURVEY YEAR 1980-81.

Name of Check Post: Velanthavalam.

Sl. No.	Commodity	Incoming		Out-going	
		Quantity (MT)	Value (Rs. In lakhs)	Quantity (MT)	Value (Rs. In lakhs)
1	2	3	4	5	6
1.	Aluminium Goods	211.75	14.43	..	79.70
2.	Agarbathi	2.19	0.21
3.	Areca nut	0.90	0.11	..	40.63
4.	Asphalt	165.40	3.98	6.00	0.13
5.	Auto parts
6.	A.C. Goods	..	6.60
7.	Aluminium Coil
8.	Amonium goods	7.14
9.	Acids	44.00	1.22	..	0.07
10.	Autorikshaw
11.	Agricultural Implements
12.	Ayurvedic Medicines	..	0.02
13.	Alumira
14.	Aluminium Cable
15.	Air Compressor	..	5.74
16.	Aluminium Oxide
17.	Amonia Gas
18.	Aluminium Extract
19.	Amonium Chloride	..	2.93
20.	Air Conditioner	..	0.99
21.	Amonium Sulphate
22.	Animal fat
23.	Arrowroot
24.	Amonium Phosphate
25.	Acetylene	2.50	0.80
26.	Aluminium Ingots
27.	Babyfood	..	29.87	..	0.60
28.	Biscuits	53.94	5.63
29.	Bricks	..	0.48	..	0.33
30.	Beedi

1	2	3	4	5	6
31.	Battery	..	15.84	..	6.15
32.	Bran
33.	Beedi leaves	77.00	3.09
34.	Banana	63.75	0.40
35.	Bamboo & Bamboo Products	0.83
36.	Bonemeal
37.	Brass goods
38.	Betel leaves
39.	Bleaching Powder
40.	Beaten Rice	19.00	0.55
41.	Beverages
42.	Bone powder
43.	Beedi Tobacco
44.	Bauxite
45.	Beer
46.	Caustic soda	76.54	1.59	64.72	0.98
47.	Cashewshell oil
48.	Cashewnut	5.00	0.39
49.	Cashew Kernals
50.	Cattle feed	21.40	0.21
51.	Cement	4055.00	21.82	..	1.06
52.	Cotton piece goods	85.52	17.76
53.	Coconut	..	0.34	..	36.09
54.	Coconut oil	271.68	39.67
55.	Coconut oil cake	..	1.07	36.00	0.79
56.	Cotton yarn	..	44.55	..	39.08
57.	Cotton seed	..	0.40
58.	Cotton	328.63	45.01	..	8.55
59.	Coffee & Coffee seeds	..	156.40	44.00	8.73
60.	Corriander	..	0.84
61.	Coir & Coir products	2.72
62.	Cycle & Cycle parts	..	10.12
63.	Chasets	..	2.21
64.	Gurd
65.	Cigarette	..	81.19
66.	Charcoal

VELANTHAVALAM

1	2	3	4	5	6
67.	Chemicals	..	5.43	..	8.73
68.	Chillies	160.60	14.04
69.	Caster oil	33.23	5.70	77.80	1.28
70.	Cable
71.	China clay	34.00	0.28
72.	Copper Sulphate
73.	Cotton Bales
74.	Cotton seed oil
75.	Cotton seed oil cake	83.01	1.06
76.	Chickory
77.	Cardamom	1.70	0.64
78.	Calcium Carbide	150.90	8.00
79.	Coal & Coke	116.85	0.92	35.40	0.15
80.	Chappals
81.	Copper goods	63.50	15.52
82.	Cocoa	0.43
83.	Carbon Black powder	51.80	11.35	10.00	0.94
84.	Crockery
85.	Carbolic Acid
86.	Confectionary
87.	Cosmetics
88.	Copra	88.74	7.05
89.	Chlorine Cylinder
90.	Cattle	1.81
91.	Cotton thread
92.	Carbon rod
93.	Camphor
94.	Cycle Tyre & Tubes
95.	Cinnamon
96.	Cloves
97.	Dhall	..	9.16
98.	Dolomite
99.	Diesel	80.00	1.87
100.	Dalda	9.30	1.16
101.	Dettol
102.	Diesel engine

1	2	3	4	5	6
103.	Dry fish
104.	Dyes
105.	Dry Ginger
106.	D.D.T
107.	Electrical goods	..	38.65	..	14.74
108.	Empty Gunny	..	6.03	..	0.18
109.	Empty Tins	..	0.89
110.	Empty Cyliner	14.00	0.25
111.	Earthern ware
112.	Eggs	..	3.58
113.	Engine oil	29.80	1.36
114.	Empty boxes
115.	Eucalyptus
116.	Engineering goods
117.	Empty boxes
118.	Electronic goods
119.	Empty container	..	2.43	..	0.91
120.	Empty Barrels
121.	Empty Baskets
122.	Empty Cartons
123.	Flour
124.	Fertilizer	29.00	0.35	1627.20	61.49
125.	Fruits	..	19.66	..	0.97
126.	Foot wear
127.	Frogles
128.	Firewood	1045.40	1.35
130.	Furniture	..	9.75	..	0.13
131.	Fish & Fish Products	1.17
132.	Fireworks
133.	Fabricated goods
134.	Formic acid
135.	Fibre glass	9.00	0.35
136.	Fuse
137.	Furnace Oil	561.40	12.44
138.	Garlic	..	1.79
139.	Ghee
140.	Gingelly oil	65.30	9.89
141.	Gingelly Oil cake	120.69	4.66

1	2	3	4	5	6
142.	Glass & Glass goods	..	6.50	..	0.31
143.	Groundnut	95.48	5.31	..	2.19
144.	Groundnut oil	78.50	7.60	..	12.44
145.	Groundnut oil cake	1560.72	32.59	3.00	0.08
146.	Groundnut Kernel
147.	Gas Cylinder	..	0.51	..	0.11
148.	Grocery	..	14.24
149.	Gingelly	..	2.40
150.	Ginger	40.00	2.10
151.	Glucose	7.00	0.44
152.	Graphite	14.00	3.89
153.	Granite
154.	Gum
155.	Gypsum
156.	General Tonic	6.00	1.33
157.	Gingelly seed
158.	Glycerine
159.	Handloom goods	..	0.02
160.	Hides & skin	22.00	1.27
161.	Honey
162.	Handicrafts
163.	Hardware
164.	Horlicks
165.	Hisiery goods
166.	Hard Board
167.	Homeo Medicine
168.	Hair oil
169.	Insecticides
170.	Insulators
171.	Iron & Iron Products	93.90	4.22	..	5.78
172.	Ilminite
173.	Ice
174.	Jaggery	1105.28	36.18	5.00	0.14
175.	Jute Products	..	4.34
176.	Jeep
177.	Jelly
178.	Jack fruit

1	2	3	4	5	6
179.	Kerosene
180.	Latex
181.	Leather goods	8.50	2.79
182.	Lime & Lime Products	147.60	0.31	294.00	0.86
183.	Leco	..	0.81	12.00	0.04
184.	Liquid Chlorine
185.	Lubricating Oil
186.	Lemongrass oil
187.	Lemongrass
188.	Lathe
189.	Lead
190.	Liquor	..	19.77	..	5.56
191.	Medicine	..	55.96
192.	Milk & Milk products
193.	Monosite
194.	Motor & Motor Parts	..	5.08
195.	Mats
196.	Maida	936.65	22.26	10.00	0.28
197.	Machinery	..	31.30	..	6.94
198.	Matches	..	0.03
199.	Mango	0.23
200.	M.S. Products
201.	Meat & Meat products
202.	Mustard
203.	Molasses	..	1.78
204.	Maize
205.	Mosaic goods	..	0.57
206.	Manure	..	0.64	..	0.02
207.	Motor cycle
208.	Metal products
209.	Magnesium Sulphate
210.	Mango plants	21.04
211.	Mica
212.	Mela & Neem products	10.00	0.09
213.	Nylon goods
214.	Newprint	35.40	3.32
215.	Oxygen cylinder

1	2	3	4	5	
216.	Onion	..	2.59	10.00	3.33
217.	Paper & Paper Products	..	41.21	..	3.32
218.	Plantain	327.80	1.92
219.	Punnai seed oil
220.	Potato	..	3.41
221.	Pesticides	5.03
222.	Pepper	9.00	0.74	54.67	9.05
223.	Pipe & pipe fittings	..	16.96
224.	Parcel	..	683.65	..	66.40
225.	Plastic goods	7.89
226.	Paddy	193.01	3.42	3993.80	65.99
227.	Petrol	65.86	3.29
228.	Pulses	..	6.80
229.	Palmirah goods
230.	Prawn
231.	Palmoil	235.79	12.09
232.	Pumpsets
233.	Packing cases	9.00	0.05	432.79	4.23
234.	Paints	..	7.49
235.	Polythene goods
236.	Provisions
237.	Plywood	38.95	1.83	..	4.55
238.	Pulp	20.00	1.42
239.	Poultry feed
240.	Phenoil
241.	Pineapple
242.	Pottasium chlorate
243.	Polyster yarn
244.	Pottery
245.	Radio & Radio parts
246.	Rice bran oil	10.00	0.75
247.	Rayon goods	2.53
248.	Ragi
249.	Refrigerator	..	5.03
250.	Rexine
251.	Refined oil
252.	Rice	753.20	202.94	1542.29	36.70

1	2	3	4	5	6
253.	Rubber & Rubber products	210.53	33.07	1079.73	139.86.
254.	Rose wood
255.	Retread tyre
256.	Rice bran	..	0.48	60.70	0.15
257.	Resin
258.	Rolling Shutters
259.	Reed Mats
260.	Rutile sand
261.	Rare Earth
262.	Sulphur	..	0.17	244.95	4.02
263.	Salt
264.	Sweets
265.	Scooters
266.	Straw	37.25	0.21
267.	Sanitary fittings	..	0.21
268.	Sugar	2839.50	118.19	90.00	5.32
269.	Steel & Steel products	1877.66	84.23	250.50	13.94
270.	Silk goods
271.	Soap & Soap products	138.38	16.43	..	39.43
272.	Synthetic fibre
273.	Starch
274.	Spices
275.	Sewing thread
276.	Softwood
277.	Sodaash
278.	sewing machine
279.	Stationery	10.50	0.18	9.00	0.53
280.	Splints & Veneers	0.51
281.	Sugarcane	65224.00	115.62
282.	Staple fibre	47.60
283.	Sulphuric Acid
284.	Spirit	1.01
285.	Sandal wood
286.	Straw board
287.	Stuff
288.	Sooji
289.	Sand
290.	Sodium Silicate

1	2	3	4	5	6
291.	Supari
292.	Saw machine
293.	Silica sand
294.	Sweet potato
295.	Timber	..	0.51	719.34	4.40
296.	Teak wood	9.70	0.52	267.54	1.98
297.	Tamarind	81.20	0.87	..	0.35
298.	Tamarind seed	321.53	2.43
299.	Tea	2099.41	227.00	306.91	25.76
300.	Tapioca	26.00	0.06	218.00	1.13
301.	Tapioca chips	2.85	0.03	76.75	0.69
302.	Tiles & Ridges	3.29
303.	Tobacco	179.45	19.56	..	0.14
304.	Transformer	..	3.97	..	2.75
305.	Turmeric	33.70	0.85
306.	Tin sheet & scraps	..	2.98	..	0.88
307.	Textile goods	..	4.47	..	1.96
308.	Tyres & Tubes	..	53.53	..	28.31
309.	Tar
310.	Tapioca Flour
311.	Telephone goods	..	0.50
312.	Tractor	..	2.37
313.	Tapioca starch	10.00	0.17
314.	Transfermer oil	10.00	1.06	20.00	1.45
315.	Titanium di-oxide
316.	Tubers
317.	T.V.Sets
318.	Tea chests
319.	Tarpaulin
320.	Urea	259.24	4.90
321.	Umbrella
322.	Vegetables	..	73.03	28.70	0.34
323.	Vanaspathy	35.80	4.70
324.	Vim powder
325.	Wheat	32.00	0.58	36.20	0.48
326.	Waste paper	23.82	0.51

VELANTHAVALAM

1	2	3	4	5	6
327.	Wire rod
328.	Washing soda
329.	White cement	202.50	2.27
330.	Watches
331.	Wax
332.	Wood pulp
333.	Welding rods.
334.	Water Metre
335.	Wire rope
336.	Welding gas	9.00	0.53
337.	Yarn
338.	Yam
339.	Zirflour
340.	Zircon sand
341.	inc & Zine products	10.00	0.14
	Other items		167.09		35.60
	Total		2822.65		1035.39

UV. 6.3

5.8 Quantity and value of commodities transported through the Check-Post during the survey year 1980-81

Name of Check Post: Muthunga

Sl. No.	Commodity	Incoming		Outgoing	
		Quantity (MT)	Value (Rs. in lakhs)	Quantity (MT)	Value (Rs. in lakhs)
1	2	3	4	5	6
1.	Aluminium Goods	--	41.08	-	20.55
2.	Agarbathi	-	21.08	-	-
3.	Areca nut	-	-	-	207.19
4.	Asphalt	-	3.96	-	-
5.	Auto parts	-	49.01	-	4.52
6.	A.C. Goods	-	2.38	-	2.50
7.	Aluminium Coil	123.50	18.59	-	3.41
8.	Ammonium goods	-	-	-	-
9.	Acids	-	-	-	-
10.	Authorickshaw	-	-	-	-
11.	Agricultural Implements	-	-	-	-
12.	Ayurvedic Medicines	-	12.26	-	17.29
13.	Alumina	-	-	-	-
14.	Aluminium Cable	-	-	-	-
15.	Air Compressor	-	-	-	-
16.	Aluminium Oxide	-	-	-	-
17.	Ammonium Gas	-	-	-	-
18.	Aluminium Extract	-	-	-	-
19.	Ammonium Chloride	-	-	-	-
20.	Air Conditioner	-	-	-	-
21.	Ammonium Sulphate	-	-	-	-
22.	Animal fat	-	-	-	-
23.	Arrowroot	-	-	-	-
24.	Ammonium Phosphate	-	-	-	-
25.	Acetylene	-	-	-	-
26.	Aluminium Ingots	-	-	-	-
27.	Babyfood	-	114.96	-	-
28.	Biscuits	524.29	54.21	-	-
29.	Bricks	-	4.33	-	3.56
30.	Beedi	-	-	-	6.40

1	2	3	4	5	6
31. Battery		-	0.94	-	-
32. Bran		-	-	-	6.22
33. Beedi leaves		-	-	-	-
34. Banana		-	-	-	0.33
35. Bamboo and Bamboo Products		-	0.46	-	0.10
36. Bonemeal		-	-	-	-
37. Brass goods		-	-	-	5.10
38. Betel leaves		403.99	12.27	-	4.20
39. Bleaching Powder		-	0.12	-	-
40. Beaten Rice		1041.62	27.63	-	8.23
41. Beverages		-	-	-	-
42. Bone powder		-	2.93	-	-
43. Beedi Tobacco		-	-	-	-
44. Bauxite		-	-	-	-
45. Beer		-	-	-	-
46. Caustic soda		-	0.20	100.08	2.06
47. Cashewshell oil		-	-	-	-
48. Cashewnut		-	-	-	-
49. Cashew Kernals		-	-	-	-
50. Cattle feed		3006.21	41.86	-	-
51. Cement		50.00	0.40	-	-
52. Cotton piecegoods		-	511.98	-	127.22
53. Coconut		-	14.54	-	210.43
54. Coconutoil		32.00	4.15	2128.30	321.79
55. Coconutoil cake		-	0.29	-	1.59
56. Cotton yarn		-	15.02	-	34.77
57. Cotton seed		271.00	3.89	-	-
58. Cotton		212.85	27.02	132.13	33.29
59. Coffee and Coffee seeds		300.36	48.19	4754.50	325.94
60. Coriander		5.50	0.17	-	-
61. Coir & Coir products		3.40	0.06	-	69.12
62. Cycle & Cycle parts		-	20.44	-	0.21
63. Chassis		-	-	-	-
64. Curd		-	-	-	-
65. Cigarette		-	662.10	-	-
66. Charcoal		-	-	-	-

11051

2010

1	2	3	4	5	6
67. Chemicals		-	32.33	-	13.85
68. Chillies		95.09	6.24	-	-
69. Castor oil		9.18	0.56	-	-
70. Cable		-	-	-	-
71. China clay		-	-	-	-
72. Copper Sulphate		-	-	-	-
73. Cotton Bales		-	-	-	-
74. Cotton seed oil		91.20	6.48	-	-
75. Cotton seed oil cake		10.00	0.19	-	-
76. Chickory		-	-	-	-
77. Cardamon		-	-	-	-
78. Calcium Carbide		-	-	-	-
79. Coal and Coke		-	28.11	245.06	2.27
80. Chappals		-	-	-	-
81. Copper goods		25.45	6.78	-	-
82. Cocoa		-	-	-	13.29
83. Carbon Black Powder		-	-	35.50	4.13
84. Crockery		-	-	-	-
85. Carbohc Acid		-	-	-	-
86. Confectionery		-	-	-	-
87. Cosmetics		-	0.40	-	-
88. Copra		-	-	4393.94	479.95
89. Chlorine Cylinder		-	-	-	-
90. Cattle		-	-	-	-
91. Cotton thread		-	-	-	-
92. Carbon rod		-	-	-	-
93. Camphor		-	-	-	-
94. Cycle Tyre & Tubes		-	-	-	-
95. Cinnamon		-	-	-	0.47
96. Cloves		-	-	-	-
97. Dhall		-	26.52	-	-
98. Dolomite		-	0.05	-	-
99. Diesel		-	-	130.20	7.03
100. Dalda		28.00	3.96	-	-
101. Dettol		-	-	-	-
102. Diesel Engine		-	-	-	-

1	2	3	4	5	6
103.	Dry fish	-	-	77.85	0.36
104.	Dyes	3.08	1.59	-	-
105.	Dry Ginger	19.36	0.89	155.80	14.72
106.	D.D.T.	-	-	-	-
107.	Electrical goods	-	133.31	-	3.81
108.	Empty Gummy	-	3.63	-	10.73
109.	Empty Tins	-	0.89	-	-
110.	Empty Cylinder	10.60	0.26	-	1.54
111.	Earthenware	-	-	-	-
112.	Eggs	-	14.14	-	-
113.	Engine oil	-	-	-	-
114.	Empty bottles	-	0.81	-	0.44
115.	Eucalyptus	-	-	-	-
116.	Engineering goods	-	2.00	-	-
117.	Empty boxes	-	-	-	-
118.	Electronic goods	-	0.41	-	-
119.	Empty container	-	0.21	-	2.55
120.	Empty Barrels	-	-	-	0.36
121.	Empty Baskets	-	-	-	-
122.	Empty Cartons	-	-	-	-
123.	Flour	-	-	-	-
124.	Fertilizer	160.00	1.19	628.00	11.38
125.	Fruits	150.00	89.53	-	-
126.	Footwear	-	45.65	-	6.01
127.	Frog legs	-	-	-	-
128.	Frozen Shrimp	-	-	-	-
129.	Firewood	8946.00	8.12	14104.50	17.50
130.	Furniture	-	3.79	-	-
131.	Fish & Fish products	-	-	-	1.79
132.	Fireworks	-	-	-	-
133.	Fabricated goods	-	-	-	-
134.	Formic Acid	-	-	-	-
135.	Fibre glass	-	-	-	-
136.	Fibre	-	-	2.94	1.47
137.	Furnace oil	-	-	-	-
138.	Garlic	161.06	2.87	-	-
139.	Ghee	-	-	-	-

1	2	3	4	5	6
140.	Gingelly oil	-	-	-	-
141.	Gingelly oil cake	-	-	-	-
142.	Glass & Glass goods	-	5.09	-	3.20
143.	Groundnut	138.65	7.79	-	-
144.	Groundnut oil	-	3.02	18.00	3.99
145.	Groundnut oil cake	5489.58	107.93	-	1.20
146.	Groundnut Kernel	-	-	-	-
147.	Gas Cylinder	-	5.05	-	-
148.	Grocery	-	7.63	-	1.07
149.	Gingelly	-	2.12	-	-
150.	Ginger	10.00	0.60	6661.32	85.86
151.	Glucose	-	-	-	-
152.	Graphite	70.46	22.28	-	-
153.	Granite	-	-	-	-
154.	Gum	-	-	-	-
155.	Gypsum	50.50	0.29	-	-
156.	General Tonic	-	-	-	-
157.	Gingelly seed	317.44	19.91	-	-
158.	Glycerine	-	-	-	1.59
159.	Handloom goods	-	13.04	-	18.60
160.	Hides and skin	-	-	-	-
161.	Honey	-	-	-	-
162.	Handicrafts	-	-	-	-
163.	Hardware	-	20.98	-	-
164.	Horlicks	-	36.59	-	-
165.	Hosiery goods	-	-	-	-
166.	Hard Board	-	-	-	-
167.	Homoeo Medicine	-	3.54	-	-
168.	Hairoil	-	-	-	-
169.	Insecticides	-	0.31	-	-
170.	Insulators	-	-	-	-
171.	Iron & Iron products	-	24.25	-	2.47
172.	Ilminite	-	-	-	-
173.	Ice	-	-	-	-
174.	Jaggery	1807.17	50.01	-	-
175.	Jute Products	-	2.35	-	-
176.	Jeep	-	-	-	-

1	2	3	4	5	6
177. Jelly		-	-	-	-
178. Jack fruit		-	-	-	-
179. Kerosene		-	-	-	-
180. Latex		-	-	-	-
181. Leather goods		-	3.62	-	-
182. Lime & Lime Products		-	0.21	-	-
183. Leco		-	-	-	-
184. Liquid Chlorine		-	-	-	-
185. Lubricating oil		-	-	-	-
186. Lemongrass oil		-	-	-	-
187. Lemongrass		-	-	-	-
188. Lathe		-	-	-	-
189. Lead		-	-	-	-
190. Liquor		-	31.79	-	2.52
191. Medicine		-	280.65	-	17.04
192. Milk & Milk products		-	23.85	3.00	0.15
193. Monosite		-	-	-	-
194. Motor & Motor parts		-	143.31	-	17.12
195. Mats		-	-	-	-
196. Maida	2024.32	-	46.98	15.00	0.26
197. Machinery		-	45.14	-	36.73
198. Matches		-	0.02	-	-
199. Mango		-	-	-	-
200. M.S. Products	9.25	-	0.47	-	-
201. Meat & Meat Products		-	-	-	-
202. Mustard		-	0.68	-	-
203. Molasses		-	-	-	-
204. Maize		-	-	-	-
205. Mosaic goods		-	0.43	-	-
206. Manure		-	1.75	938.00	2.48
207. Motor Cycle		-	42.53	-	-
208. Metal products		-	-	-	-
209. Magnesium Sulphate		-	-	-	-
210. Mango planks		-	-	-	-
211. Mica		-	-	-	-
212. Neem & Neem products		-	1.95	-	-

1	2	3	4	5	6
213.	Nylon goods	-	0.53	-	-
214.	News print	-	-	-	-
215.	Oxygen Cylinder	-	-	-	-
216.	Onion	1897.19	20.58	11.00	0.05
217.	Paper and paper products	-	36.83	-	187.11
218.	Plantain	-	-	-	0.78
219.	Pumai seed oil	-	-	-	-
220.	Potato	281.94	4.06	-	-
221.	Pesticides	-	-	-	-
222.	Pepper	-	-	4117.33	703.69
223.	Pipe & Pipe fittings	-	14.54	-	0.28
224.	Parcel	-	643.72	-	34.58
225.	Plastic goods	-	14.67	-	3.58
226.	Paddy	40.00	0.69	-	-
227.	Petrol	-	-	-	17.12
228.	Pulses	-	49.71	20.00	0.47
229.	Palmirah goods	-	-	-	-
230.	Prawn	-	-	-	-
231.	Palmoil	-	-	-	-
232.	Pumpsets	-	-	-	-
233.	Packing cases	-	-	-	4.68
234.	Paints	-	18.76	-	-
235.	Polythese goods	-	2.29	-	-
236.	Provisions	-	0.54	-	-
237.	Plywood	-	10.32	-	20.30
238.	Pulp	-	-	1306.55	81.39
239.	Poultry feed	-	-	-	-
240.	Phenoil	-	-	-	-
241.	Pineapple	-	-	-	-
242.	Pottasium Chlorate	-	-	-	-
243.	Polyster yarn	-	-	-	-
244.	Pottery	-	-	-	-
245.	Radio & Radio parts	-	14.38	-	-
246.	Rice bran oil	-	83.23	20.00	0.47
247.	Rayon goods	-	-	-	-
248.	Ragi	13.92	0.25	-	-

1	2	3	4	5	6
249.	Refrigerator	-	1.87	-	-
250.	Rexine	-	-	-	-
261.	Refined oil	-	-	-	-
252.	Rice	15627.25	448.16	535.12	10.43
253.	Rubber and Rubber products	-	20.90	5740.11	786.85
254.	Rose wood	-	8.88	-	-
255.	Retread tyre	-	-	-	-
256.	Rice bran	-	0.06	-	-
257.	Resin	-	0.75	-	-
258.	Rolling Shutters	-	-	-	-
259.	Reed Mats	-	-	-	-
260.	Rutile sand	-	-	50.00	3.30
261.	Rare Earth	-	-	-	-
262.	Sulphur	-	-	-	-
263.	Salt	-	8.32	-	-
264.	Sweets	-	0.02	-	-
265.	Scooters	-	2.90	-	0.08
266.	Straw	-	-	-	-
267.	Sanitary fittings	-	5.59	-	-
268.	Sugar	-	926.21	50.00	2.86
269.	Steel and Steel products	-	970.10	-	566.83
270.	Silk goods	-	7.44	-	0.48
271.	Soap & Soap products	-	90.41	4848.81	471.31
272.	Synthetic fibre	-	-	-	-
273.	Starch	-	-	-	-
274.	Spices	-	-	-	-
275.	Sewing thread	-	-	-	-
276.	Softwood	-	-	-	-
277.	Soda ash	-	-	-	-
278.	Sewing machine	-	-	-	-
279.	Stationery	-	2.18	-	-
280.	Splints & Veneers	-	-	-	-
281.	Sugarcane	-	0.54	-	-
282.	Staple fibre	-	-	-	-
283.	Sulphuric Acid	-	-	-	-
284.	Spirit	-	5.16	-	-
285.	Sandal wood	-	-	-	-

1	2	3	4	5	6
286.	Straw board	-	-	-	-
287.	Snuff	-	-	-	-
288.	Sooji	131.49	3.24	-	-
289.	Sand	-	-	-	0.50
290.	Sodium Silicate	-	-	-	-
291.	Supari	-	-	-	-
292.	Saw machine	-	-	-	-
293.	Silica sand	-	-	-	-
294.	Sweet Potato	-	-	-	-
295.	Timber	-	28.80	-	209.21
296.	Teak wood	-	1.58	-	20.19
297.	Tamarind	-	5.93	-	-
298.	Tamarind seed	-	0.47	-	-
299.	Tea	-	-	442.62	37.60
300.	Tapioca	-	-	703.00	1.36
301.	Tapioca chips	-	-	143.25	1.21
302.	Tiles and Ridges	-	0.49	-	12.91
303.	Tobacco	-	118.70	8.60	0.29
304.	Transformer	-	0.15	-	1.71
305.	Turneric	-	0.03	-	-
306.	Tin sheet & scraps	-	1.63	-	-
307.	Textile goods	-	32.36	-	-
308.	Tyre and Tubes	-	55.02	-	6.64
309.	Tar	-	-	-	-
310.	Tapioca Flour	-	-	51.50	0.60
311.	Telephone goods	-	1.89	-	-
312.	Tractor	-	-	-	-
313.	Tapioca starch	-	-	-	-
314.	Transformer oil	-	-	-	-
315.	Titanium di-oxide	-	-	27.15	4.92
316.	Tubers	-	-	-	-
317.	T.V. Sets	-	-	-	-
318.	Tea chests	-	-	-	-
319.	Tarpaulin	-	-	-	2.58
320.	Urea	-	-	130.50	2.52
321.	Umbrella	-	-	-	-

:110:

Muthunga

1	2	3	4	5	6
322.	Vegetables	-	48.61	-	4.68
323.	Vanaspathy	-	43.33	-	-
324.	Vin Powder	-	-	-	-
325.	Wheat	-	1.12	-	-
326.	Waste paper	-	2.06	287.38	2.58
327.	Wire rod	-	-	-	-
328.	Washing soda	-	-	-	-
329.	White Cement	-	-	9.70	0.27
330.	Watches	-	2.00	-	0.10
331.	Wax	-	1.13	-	-
332.	Wood pulp	-	-	-	-
333.	Welding rods	-	-	-	-
334.	Water Meter	-	3.21	-	-
335.	Wire rope	-	-	-	1.12
336.	Welding gas	-	-	-	-
337.	Yarn	-	-	-	-
338.	Yam	-	-	4890.61	21.57
339.	Zirflour	-	-	-	-
340.	Zircon sand	-	-	-	-
341.	Zinc & Zinc products	-	-	-	-
	Other items	-	3650.95	-	261.38
Total			10510.88		5694.53

R/6.3

Table 5.9 - Quantity and value of commodities transported

Check-Post during the survey year 198-81.

Name of Check Post: Koottupuzha

Sl. No.	Commodity	Incoming		Out-going	
		Quantity (MT)	Value (Rs. in lakhs)	Quantity (MT)	Value (Rs. in lakhs)
1	2	3	4	5	6
1.	Aluminium goods	-	-	98.82	6.37
2.	Agarbathi	-	11.29	-	-
3.	Areca nut	19.20	0.59	692.97	94.27
4.	Asphalt	40.00	0.88	-	-
5.	Auto parts	-	-	-	-
6.	A.C. Goods	-	2.71	-	-
7.	Aluminium Coil	-	-	-	-
8.	Ammonium goods	-	-	-	-
9.	Acids	10.00	0.10	-	-
10.	Autorickshaw	-	4.08	-	0.17
11.	Agricultural Implements	-	0.41	-	-
12.	Ayurvedic Medicines	-	0.39	-	41.68
13.	Alumina	-	-	-	-
14.	Aluminium Cable	-	-	-	-
15.	Air Compressor	-	-	-	-
16.	Aluminium Oxide	-	-	-	-
17.	Ammonia Gas	-	-	-	-
18.	Aluminium Extract	-	-	-	-
19.	Ammonium Chloride	-	-	-	-
20.	Air Conditioner	-	-	-	-
21.	Ammonium Sulphate	-	-	-	-
22.	Animal fat	-	-	-	-
23.	Arrowroot	-	-	-	-
24.	Ammonium Phosphate	-	-	-	-
25.	Acetylene	-	-	-	-
26.	Aluminium Ingots	-	-	-	-
27.	Babyfood	-	11.83	-	-
28.	Biscuits	319.76	38.02	-	-
29.	Bricks	-	0.43	-	0.09
30.	Beedi	-	22.15	-	33.43

1	2	3	4	5	6
31. Battery		-	2.03	-	10.67
32. Bran		-	-	-	-
33. Beedi leaves		597.00	41.68	-	0.01
34. Banana		602.50	5.45	5.00	0.04
35. Bamboo and Bamboo products.		-	-	-	-
36. Bonemeal		-	-	-	-
37. Brass goods		-	-	-	-
38. Betel leaves		-	-	-	-
39. Bleaching Powder		11.00	0.28	-	-
40. Beaten Rice		1650.00	43.34	-	-
41. Beverages		-	-	-	-
42. Bone Powder		-	-	-	-
43. Beedi Tobacco		-	-	-	-
44. Bauxite		-	-	-	-
45. Beer		-	-	-	-
46. Caustic soda		-	1.31	-	-
47. Cashewshell oil		-	-	-	-
48. Cashewnut		-	0.66	-	-
49. Cashew Kernels		-	-	-	-
50. Cattle feed		756.49	14.45	2.00	0.04
51. Cement		421.00	3.67	421.38	2.51
52. Cotton piecegoods		-	184.92	-	78.95
53. Coconut		-	-	-	53.06
54. Coconut oil		-	-	131.67	17.08
55. Coconut oil cake		81.00	2.29	-	3.03
56. Cotton yarn		-	41.23	-	287.20
57. Cotton seed		-	-	-	-
58. Cotton		-	311.88	-	31.76
59. Coffee and Coffee seeds.		-	455.43	-	14.45
60. Coriander		-	14.89	-	-
61. Coir & Coir products		-	-	-	6.87
62. Cycle & Cycle parts		-	0.27	-	-
63. Chassis		-	-	-	-
64. Curd		-	-	-	-
65. Cigarette		-	651.85	-	0.25

1	2	3	4	5	6
66.	Charcoal	744.72	1.71	-	-
67.	Chemicals	-	6.17	-	21.85
68.	Chillies	-	0.26	-	-
69.	Castor oil	-	0.59	-	0.37
70.	Cable	-	-	-	-
71.	China clay	-	-	1135.77	1.62
72.	Copper Sulphate	-	-	-	-
73.	Cotton Bales	-	-	-	-
74.	Cotton seed oil	5.00	0.21	-	-
75.	Cotton seed oil cake	-	-	-	-
76.	Chickory	-	-	-	-
77.	Cardamom	-	-	-	1.25
78.	Calcium Carbide	-	-	-	-
79.	Coal & Coke	20.00	0.04	13.80	2.08
80.	Chappals	-	-	-	-
81.	Copper goods	-	0.16	-	15.42
82.	Cocoa	-	-	-	3.30
83.	Carbon Black powder	-	-	-	-
84.	Crockery	-	-	-	-
85.	Carbolic Acid	-	-	-	-
86.	Confectionery	-	-	-	-
87.	Cosmetics	-	-	-	-
88.	Copra	-	-	-	40.89
89.	Chlorine Cylinder	-	-	-	-
90.	Cattle	-	-	-	-
91.	Cotton thread	-	-	-	-
92.	Carbon rod	-	-	-	-
93.	Camphor	-	-	-	-
94.	Cycle Tyre & Tubes	-	-	-	-
95.	Cinnamon	-	-	-	-
96.	Cloves	-	-	-	-
97.	Dhall	558.00	44.98	-	0.72
98.	Dolomite	-	-	-	-
99.	Diesel	-	-	-	-
100.	Dalda	-	0.71	-	-
101.	Dettol	-	-	-	-
102.	Diesel Engine	-	-	-	-

1	2	3	4	5	6
103.	Dry fish	-	-	-	-
104.	Dyes	-	-	-	-
105.	Dry Ginger	-	-	-	-
106.	D.D.T.	-	-	-	-
107.	Electrical goods	-	29.06	-	3.17
108.	Empty Gummy	105.57	1.61	-	17.19
109.	Empty Tins	-	-	-	-
110.	Empty Cylinder	-	3.04	-	-
111.	Earthenware	-	-	-	-
112.	Eggs	-	6.15	-	-
113.	Engine oil	-	-	-	-
114.	Empty bottles	-	-	4.00	0.16
115.	Eucalyptus	-	-	-	-
116.	Engineering goods	-	-	-	-
117.	Empty boxes	-	-	-	-
118.	Electronic goods	-	-	-	-
119.	Empty container	-	-	-	-
120.	Empty Barrels	-	-	-	-
121.	Empty Baskets	-	-	-	-
122.	Empty Cartons	-	-	-	-
123.	Flour	-	-	-	-
124.	Fertilizer	20.00	0.11	732.00	13.75
125.	Fruits	-	85.58	-	8.01
126.	Footwear	-	-	-	0.65
127.	Frog legs	-	-	-	-
128.	Frozen Shrimp	-	-	-	-
129.	Firewood	-	0.19	3747.00	9.12
130.	Furniture	-	2.09	-	0.09
131.	Fish & Fish products	-	0.13	213.00	4.09
132.	Fireworks	-	-	-	-
133.	Fabricated goods	-	-	-	-
134.	Formic Acid	-	-	-	-
135.	Fibre glass	-	-	-	-
136.	Fibre	-	-	-	-
137.	Furnace oil	-	-	-	-
138.	Garlic	-	0.16	-	-
139.	Ghee	-	-	-	-

1	2	3	4	5	6
140.	Gingelly oil	-	0.02	-	-
141.	Gingelly oil cake	-	-	-	-
142.	Glass & Glass goods	-	6.93	34.50	0.29
143.	Groundnut	-	2.76	-	-
144.	Groundnut oil	-	0.09	-	-
145.	Groundnut oil cake	1881.22	36.69	-	0.01
146.	Groundnut kernel	-	-	-	-
147.	Gas Cylinder	-	1.19	-	0.27
148.	Grocery	-	25.71	-	4.05
149.	Gingelly	30.95	1.95	-	-
150.	Ginger	-	-	-	12.42
151.	Glucose	-	-	-	-
152.	Graphite	-	-	-	-
153.	Granite	-	-	-	-
154.	Gum	-	-	-	-
155.	Gypsum	-	-	-	-
156.	General Tonic	-	-	-	-
157.	Gingelly seed	-	-	-	-
158.	Glycerine	-	-	-	-
159.	Handloom goods	-	36.28	-	226.14
160.	Hides and skin	-	-	-	-
161.	Honey	-	6.20	-	0.23
162.	Handicrafts	-	-	-	-
163.	Hardware	-	-	-	-
164.	Horlicks	-	-	-	-
165.	Hosiery goods	-	-	-	-
166.	Hard Board	-	-	-	-
167.	Homoeo medicine	-	-	-	-
168.	Hair oil	-	-	-	-
169.	Insecticides	-	-	-	-
170.	Insulators	-	-	-	-
171.	Iron & Iron products	-	1.35	-	3.66
172.	Ilminite	-	-	-	-
173.	Ice	-	-	-	-
174.	Jaggery	-	4.67	-	0.64
175.	Jute products	-	-	-	-
176.	Jeep	-	-	-	-

1	2	3	4	5	6
177.	Jelly	-	-	-	-
178.	Jack fruit	-	-	-	-
179.	Kerosene	-	-	-	-
180.	Latex	-	-	-	-
181.	Leather goods	-	-	-	-
182.	Line & Line products	-	-	173.00	0.83
183.	Leco	-	-	-	-
184.	Liquid Chlorine	-	-	-	-
185.	Lubricating oil	-	-	-	-
186.	Lemongrass oil	-	-	-	-
187.	Lemongrass	-	-	-	-
188.	Lathe	-	-	-	-
189.	Lead	-	-	-	-
190.	Liquor	-	73.88	-	12.08
191.	Medicine	-	117.44	-	1.55
192.	Milk & Milk products	42.00	0.80	-	-
193.	Monosite	-	-	-	-
194.	Motor & Motor Parts	-	6.18	-	6.81
195.	Mats	-	-	-	-
196.	Maida	2491.94	55.19	-	1.02
197.	Machinery	-	18.88	-	24.56
198.	Matches	-	1.35	-	0.23
199.	Mango	-	-	-	-
200.	M.S. Products	-	-	-	-
201.	Meat and Meat products	-	-	-	-
202.	Mustard	-	-	-	-
203.	Molasses	-	-	-	-
204.	Maize	-	-	-	-
205.	Mosaic goods	-	-	-	-
206.	Manure	-	0.54	-	1.67
207.	Motor cycle	-	-	-	-
208.	Metal products	-	-	-	-
209.	Magnesium Sulphate	-	-	-	-
210.	Mango planks	-	-	-	-
211.	Mica	-	-	-	-
212.	Neem & Neem products	-	-	-	-
213.	Nylon goods	-	-	-	-

1	2	3	4	5	6
214.	News print	-	-	-	-
215.	Oxygen Cylinder	-	-	-	-
216.	Onion	-	12.06	-	-
217.	Paper & Paper products	-	6.40	-	1.59
218.	Plantain	-	11.85	-	0.18
219.	Pumai seed oil	-	-	-	-
220.	Potato	459.05	9.69	-	-
221.	Pesticides	-	0.09	-	-
222.	Pepper	67.00	8.20	7677.60	1038.81
223.	Pipe & Pipe fittings	-	1.01	-	-
224.	Parcel	-	221.37	-	86.88
225.	Plastic goods	-	4.58	-	-
226.	Paddy	5629.00	77.60	-	-
227.	Petrol	-	-	-	-
228.	Pulses	-	30.68	-	-
229.	Palmirah goods	-	-	-	-
230.	Prawn	-	-	-	-
231.	Palmoil	-	0.22	-	-
232.	Pumpsets	-	-	-	-
233.	Packing cases	-	-	124.67	1.79
234.	Paints	-	-	-	-
235.	Polythene goods	-	1.52	-	-
236.	Provisions	-	1.84	-	-
237.	Plywood	-	3.27	1104.16	87.61
238.	Pulp	-	-	-	-
239.	Poultry feed	-	-	-	-
240.	Phenoil	-	-	-	-
241.	Pineapple	-	-	-	-
242.	Pottasium Chlorate	-	-	-	-
243.	Polyster yarn	-	-	-	-
244.	Pottery	-	-	-	-
245.	Radio & Radio parts	-	-	-	-
246.	Rice bran oil	-	-	-	-
247.	Rayon goods	-	-	-	-
248.	Ragi	-	-	-	-
249.	Refrigerator	-	-	-	0.15
250.	Rexine	-	0.22	-	-

1	2	3	4	5	6
251.	Refined oil	-	0.56	-	-
252.	Rice	14668.00	394.23	268.34	5.75
253.	Rubber & Rubber products	-	31.46	4509.12	614.23
254.	Rose wood	-	16.23	-	-
255.	Retread tyre	-	-	-	-
256.	Rice bran	-	-	-	-
257.	Resin	-	-	-	-
258.	Rolling Shutters	-	-	-	-
259.	Reed Mats	-	-	-	-
260.	Rutile sand	-	-	-	-
261.	Rare Earth	-	-	-	-
262.	Sulphur	10.00	0.34	-	-
263.	Salt	170.00	0.18	-	0.06
264.	Sweets	-	-	-	-
265.	Scooters	-	-	-	-
266.	Straw	-	7.87	-	-
267.	Sanitary fittings	-	11.91	-	-
268.	Sugar	10157.00	646.12	23.04	1.10
269.	Steel and Steel products	3258.31	155.83	40.00	1.73
270.	Silk goods	-	-	-	-
271.	Soap and Soap products	-	5.87	-	55.53
272.	Synthetic fibre	-	-	-	-
273.	Starch	-	-	-	-
274.	Spices	-	-	-	-
275.	Sewing thread	-	-	-	-
276.	Soft wood	-	-	-	-
277.	Soda ash	-	-	-	-
278.	Sewing machine	-	-	-	-
279.	Stationery	-	1.94	-	-
280.	Splints & Veneers	-	2.80	203.21	5.89
281.	Sugarcane	-	-	-	-
282.	Staple fibre	-	-	-	-
283.	Sulphuric Acid	-	-	-	-
284.	Spirit	-	-	-	-
285.	Sandal wood	-	-	-	-
286.	Straw board	-	-	-	-

1	2	3	4	5	6
287. Snuff		-	-	-	-
288. Sooji		-	-	-	-
289. Sand		-	-	-	-
290. Sodium Silicate		-	-	-	-
291. Supari		-	-	214.50	26.71
292. Saw machine		-	-	-	-
293. Silica sand		-	-	-	-
294. Sweet Potato		-	-	-	-
295. Timber		-	45.38	-	5.91
296. Teak wood	650.72	12.38	-	-	2.02
297. Tamarind	-	23.28	-	-	-
298. Tamarind seed	-	-	-	-	-
299. Tea	381.73	45.47	44.43	-	6.35
300. Tapioca	-	-	-	-	-
301. Tapioca chips	-	-	3427.49	-	29.49
302. Tiles & Ridges	27.00	0.20	-	-	12.37
303. Tobacco	842.84	16.24	-	-	2.94
304. Transformer	-	-	-	-	-
305. Turmeric	-	-	10.00	-	0.44
306. Tin sheet & scraps	-	-	-	-	1.97
307. Textile goods	-	3.20	-	-	825.02
308. Tyres & Tubes	-	-	-	-	-
309. Tar	-	-	-	-	-
310. Tapioca Flour	-	-	-	-	-
311. Telephone goods	-	-	-	-	-
312. Tractor	-	-	-	-	-
313. Tapioca starch	-	-	-	-	-
314. Transformer oil	-	-	-	-	-
315. Titanium di-oxide	-	-	-	-	-
316. Tubers	-	-	-	-	-
317. T.V. Sets	-	-	-	-	-
318. Tea chests	-	-	-	-	-
319. Tarpaulin	-	-	-	-	-
320. Urea	-	-	-	-	4.24
321. Umbrella	-	-	-	-	-
322. Vegetables	-	43.41	-	-	4.08

:120:

Koottapuzha

1	2	3	4	5	6
323.	Venaspathy	-	3.29	-	-
324.	Vin powder	-	-	-	-
325.	Wheat	-	12.53	-	-
326.	Waste paper	-	0.75	5.80	0.12
327.	Wire rod	-	-	-	-
328.	Washing soda	-	-	-	-
329.	White Cement	-	-	-	0.31
330.	Watches	-	-	-	-
331.	Wax	-	-	-	-
332.	Wood Pulp	-	-	-	-
333.	Welding rods	-	-	-	-
334.	Water Meter	-	-	-	-
335.	Wire rope	-	-	-	-
336.	Welding gas	-	-	-	-
337.	Yanf	-	-	-	-
338.	Yam	-	-	-	-
339.	Zirflour	-	-	-	-
340.	Zircon sand	-	-	-	-
341.	Zinc & Zinc products	10.00	1.42	-	-
	Other items	-	260.15	-	251.12
Total			4583.30		4197.41

R/7.3

5.10 QUANTITY AND VALUE OF COMMODITIES TRANSPORTED THROUGH THE CHECK POST
DURING THE SURVEY YEAR 1980-81

Name of Check Post: Adhur

Sl. No.	Commodity	Incoming		Out-going	
		Quantity (MT)	Value (Rs. in lakhs)	Quantity (MT)	Value (Rs. in lakhs)
1	2	3	4	5	6
1.	Aluminium Goods	-	0.02	-	0.02
2.	Agarathi	-	-	-	-
3.	Areca nut	-	-	-	-
4.	Asphalt	-	-	-	-
5.	Auto parts	-	-	-	-
6.	A.C. Goods	-	-	-	-
7.	Aluminium Coil	-	-	-	-
8.	Amonium goods	-	-	-	-
9.	Acids	-	-	-	-
10.	Auterikshaw	-	-	-	-
11.	Agricultural Implements	-	-	-	-
12.	Ayurvedic Medicines	-	-	-	-
13.	Alumina	-	-	-	-
14.	Aluminium Cable	-	-	-	-
15.	Air Compressor	-	-	-	-
16.	Aluminium Oxide	-	-	-	-
17.	Amonia Gas	-	-	-	-
18.	Aluminium Extract	-	-	-	-
19.	Amonium Chloride	-	-	-	-
20.	Air Conditioner	-	-	-	-
21.	Amonium Sulphate	-	-	-	-
22.	Animal fat	-	-	-	-
23.	Arrowroot	-	-	-	-

1	2	3	4	5	6
24. Amonium Phosphate		-	-	-	-
25. Acetylene		-	-	-	-
26. Aluminium Ingots		-	-	-	-
27. Baby food		-	-	-	-
28. Biscuits		-	-	-	-
29. Bricks		-	-	-	-
30. Beedi		-	-	-	-
31. Battery		-	-	-	-
32. Bran		-	-	-	-
33. Beedi leaves		-	-	-	-
34. Baram		-	-	-	-
35. Bamboo & Bamboo Products		-	0.01	-	-
36. Bonemeal		-	-	-	-
37. Brass goods		-	-	-	-
38. Botal leaves		-	-	-	-
39. Bleaching Powder		-	-	-	-
40. Broken Rice		-	-	-	-
41. Beverages		-	-	-	-
42. Bone powder		-	-	-	-
43. Beedi Tobacco		-	-	-	-
44. Bauxite		-	-	-	-
45. Beer		-	-	-	-
46. Caustic soda		-	-	-	-
47. Cashewshell Oil		-	-	-	-
48. Cashewnut		-	0.99	-	-
49. Cashew Kernels		12.90	6.65	-	-
50. Cattle feed		204.60	4.60	-	-
51. Cement		39.00	0.24	-	-
52. Cotton piece goods		-	-	-	-

1	2	3	4	5	6
53. Coconut		-	-	-	-
54. Coconut oil		-	-	-	-
55. Coconut oil cake		-	-	7.00	0.02
56. Cotton yarn		-	-	-	-
57. Cotton seed		-	-	-	-
58. Cotton		-	-	-	-
59. Coffee & Coffee seeds		-	-	-	-
60. Corriander		-	-	-	-
61. Coir & Coir products		-	-	-	-
62. Cycle & Cycle parts		-	-	-	-
63. Chassis		-	-	-	-
64. Gurd		-	-	-	-
65. Cigarette		-	26.45	-	-
66. Charcoal		-	-	-	-
67. Chemicals		-	-	-	-
68. chillies		-	-	-	-
69. Caster oil		-	-	-	-
70. Cable		-	-	-	-
71. Chin clay		-	-	10.00	0.04
72. Copper Sulphate		-	-	-	-
73. Cotton Bales		-	-	-	-
74. Cotton seed oil		-	-	-	-
75. Cotton seed oil cake		-	-	-	-
76. Chickory		-	-	-	-
77. Cardamom		-	-	-	-
78. Calcium Carbide		-	-	-	-
79. Coal & Coke		-	-	-	-
80. Chappals		-	-	-	-
81. Copper goods		-	-	-	-
82. Cocoa		-	-	0.66	0.03
83. Carbon Black powder		-	-	-	-

1	2	3	4	5	6
84. Crockery		-	-	-	-
85. Carboric Acid		-	-	-	-
86. Confectionary		-	-	-	-
87. Cosmetics		-	-	-	-
88. Copra		-	-	-	-
89. Chlorine Cylinder		-	-	-	-
90. Cattle		-	-	-	-
91. Cotton thread		-	-	-	-
92. Carbon rod		-	-	-	-
93. Camphor		-	-	-	-
94. Cycle tyre & Tubes		-	-	-	-
95. Cinnamon		-	-	-	-
96. Cloves		-	-	-	-
97. Dhall		-	-	-	-
98. Dolomite		-	-	-	-
99. Diesel		1.60	0.04	-	-
100. Dala		-	-	-	-
101. Dettol		-	-	-	-
102. Diesel engine		-	-	-	-
103 Dry fish		-	-	-	-
104. Dyes		-	-	-	-
105. Dry Ginger		-	-	-	-
106. D.D.T.		-	-	-	-
107. Electrical goods		-	-	-	-
108. Empty Gunny		0.50	0.01	-	0.33
109. Empty Tins		-	-	-	-
110. Empty Cylinder		-	-	-	-
111. Earthen ware		-	-	-	-
112. Eggs		-	-	-	-

1	2	3	4	5	6
113. Engine oil	-	-	-	-	-
114. Empty bottles	-	-	-	-	-
115. Eucalyptus	-	-	-	-	-
116. Engineering goods	-	-	-	-	-
117. Empty boxes	-	-	-	-	-
118. Electronic goods	-	-	-	-	-
119. Empty container	-	-	-	-	-
120. Empty Barrels	-	-	-	10.00	0.01
121. Empty Baskets	-	-	-	-	-
122. Empty Cartons	-	-	-	-	-
123. Flour	-	-	-	-	-
124. Fertilizer	-	-	-	8.00	0.08
125. Fruits	-	-	-	-	-
126. Foot wear	-	-	-	-	-
127. Froglegs	-	-	-	-	-
128. Frozen Shrimp	-	-	-	-	-
129. Firewood	-	563.00	0.61	47.00	0.05
130. Furniture	-	-	-	-	-
131. Fish & Fish Products	-	-	-	-	-
132. Fireworks	-	-	-	-	-
133. Fabricated goods	-	-	-	-	-
134. Formic Acid	-	-	-	-	-
135. Fibre glass	-	-	-	-	-
136. Fibre	-	-	-	-	-
137. Furnace Oil	-	-	-	-	-
138. Garlic	-	-	-	-	-
139. Ghee	-	-	-	-	-
140. Gingelly Oil	-	-	-	-	-
141. Gingelly Oil cake	-	-	-	-	-

1	2	3	4	5	6
142. Glass & Glass goods		-	-	-	0.04
143. Groundnut		-	-	-	-
144. Groundnut Oil		-	-	-	-
145. Groundnut oil cake		-	-	-	-
146. Groundnut Kernel		-	-	-	-
147. Gas Cylinder		-	-	-	-
148. Grocery		-	0.73	-	-
149. Gingelly		-	-	-	-
150. Ginger		-	-	-	-
151. Glucose		-	-	-	-
152. Graphite		-	-	-	-
153. Granite		-	-	-	-
154. Gum		-	-	-	-
155. Gypsum		-	-	-	-
156. General Tonic		-	-	-	-
157. Gingelly seed		-	-	-	-
158. Glycerine		-	-	-	-
159. Handloom goods		-	-	-	-
160. Hides & skin		-	-	-	-
161. Honey		-	-	-	-
162. Handicrafts		-	-	-	-
163. Hardware		-	-	-	-
164. Horlicks		-	-	-	-
165. Hosiery goods		-	-	-	-
166. Hard Board		-	-	-	-
167. Homeo Medicine		-	-	-	-
168. Hair oil		-	-	-	-
169. Insecticides		-	-	-	-
170. Insulators		-	-	-	-

1	2	3	4	5	6
171. Iron & Iron Products		-	-	-	-
172. Ilminite		-	-	-	-
173. Ice		-	-	146.50	0.15
174. Jaggery		514.90	6.28	-	-
175. Jute Products		-	-	-	-
176. Jeep		-	-	-	-
177. Jelly		-	-	-	-
178. Jack fruit		-	-	-	-
179. Kerosene		-	-	-	-
180. Latex		-	-	-	-
181. Leather goods		-	-	-	-
182. Lime & Lime Products		-	-	-	0.02
183. Leco		-	-	-	-
184. Liquid Chlorine		-	-	-	-
185. Lubricating Oil		-	-	-	-
186. Lemongrass Oil		514.90	6.28	-	-
187. Lemongrass		-	-	-	-
188. Lathe		-	-	-	-
189. Lead		-	-	-	-
190. Liquor		-	-	-	-
191. Medicine		-	-	-	-
192. Milk & Milk Products		-	-	-	-
193. Monosite		-	-	-	-
194. Motor & Motor Parts		-	-	-	-
195. Mats		-	-	-	-
196. Maida		30.40	0.63	-	-
197. Machinery		-	0.56	-	0.04
198. Matches		-	-	-	0.02
199. Mango		-	-	-	-
200. M.S. Products		-	-	-	-

1	2	3	4	5	6
201. Meat & Meat Products		-	8.91	8.00	0.16
202. Mustard		-	-	-	-
203. Molasses		-	-	-	-
204. Maize		-	-	-	-
205. Mosaic goods		-	-	-	-
206. Manure		64.00	0.03	42.30	0.32
207. Motor cycle		-	-	-	-
208. Metal products		-	-	-	-
209. Magnesium Sulphate		-	-	-	-
210. Mango Planks		-	-	-	-
211. Mica		-	-	-	-
212. Neem & Neem products		-	-	-	-
213. Nylon goods		-	-	-	-
214. Newsprint		-	-	-	-
215- Oxygen cylinder		-	-	-	-
216. Onion		-	-	-	-
217. Paper & Paper Products		6.00	0.16	-	-
218. Plantain		-	-	-	-
219. Punnai seed oil		-	-	-	-
220. Potato		-	-	-	-
221. Pesticides		-	-	-	-
222. Pepper		-	-	-	-
223. Pipe & Pipe fittings		-	-	-	-
224. Parcel		-	-	-	-
225. Plastic foods		-	0.37	-	-
226. Raddy		1625.29	22.87	9.60	0.12
227. Petrol		-	-	-	-
228. Pulses		-	-	-	-
229. Palmirah goods		-	-	-	-
230. Prawn		-	-	-	-

1	2	3	4	5
231. Palmoil		-	-	-
232. Pumpsots		-	-	-
233. Packing Cases		10.00	0.11	1.03
234. Paints		-	-	-
235. Polythene goods		-	0.65	0.45
236. Provisions		-	-	-
237. Plywood		99.00	5.42	9.00
238. Pulp		-	-	-
239. Poultry feed		-	-	-
240. Phenoil		-	-	-
241. Pineapple		-	-	-
242. Pittasium chlorate		-	-	-
243. Pilyster yarn		-	-	-
244. Pottery		-	-	-
245. Radio & Radio parts		-	-	-
246. Rice bran oil		-	-	-
247. Rayon goods		-	-	-
248. Ragi		-	-	-
249. Refrigerator		-	-	-
250. Roxino		-	-	3.50
251. Refined oil		-	-	-
252. Rice		283.40	5.56	56.10
253. Rubber & Rubber products		126.40	6.98	-
254. Rose wood		8.00	0.13	-
255. Retread tyre		-	-	-
256. Rice bran		-	-	-
257. Resir		-	-	-
258. Rolling Shutters		-	-	-
259. Reed Mats		-	-	-
260. Rutile sand		-	-	-

1	2	3	4	5	6
261. Rare Earth		-	-	-	-
262. Sulphur		-	-	-	-
263. Salt		10.00	0.02	-	-
264. Sweets		-	-	-	-
265. Scooters		-	-	-	-
266. Straw		1918.00	2.27	-	-
267. Sanitary fittings		-	-	-	-
268. Sugar		398.00	14.84	-	-
269. Steel & Steel products		53.00	2.88	-	-
270. Silk goods		-	-	-	-
271. Soap & Soap products		-	-	-	-
272. Synthetic fibre		-	-	-	-
273. Starch		-	-	-	-
274. Spices		-	-	-	-
275. Sewing thread		-	-	-	-
276. Softwood		-	-	-	-
278. Sowing machine		-	-	-	-
279. Stationery		-	-	-	-
280. Splints & Veneers		-	-	-	-
281. Sugarcane		-	-	-	-
282. Staple fibre		-	-	-	-
283. Sulphuric Acid		-	-	-	-
284. Spirit		-	-	-	-
285. Sandal wood		-	-	-	-
286. Straw board		-	-	-	-
287. Snuff		-	-	-	-
288. Sooji		-	-	-	-
289. Sand		-	-	-	-
290. Sodium Silicate		-	-	-	-

1	2	3	4	5	6
291. Supari		-	-	-	
292. Saw machine		-	-	-	
293. Silica sand		-	-	-	
294. Sweet Potato		-	-	-	
295. Timber		6416.80	20.90	-	2.25
296. Teak wood		10.00	0.03	21.00	0.06
297. Tamarind		-	-	-	
298. Tamarind seed		-	-	-	
299. Tea		-	-	-	
300. Tapioca		-	-	32.80	0.27
301. Tapioca chips		-	-	37.50	0.28
302. Tiles & Ridges		-	0.07	-	0.31
303. Tobacco		-	-	7.40	0.04
304. Transformer		-	-	-	
305. Turmeric		-	-	-	
306. Tin sheet & scraps		-	-	-	
307. Textile goods		-	-	-	0.02
308. Tyre & Tubes		-	-	-	
309. Tar		-	-	-	
310. Tapioca Flour		-	-	-	
311. Telephone goods		-	-	-	
312. Tractor		-	-	-	
313. Tapioca starch		-	-	-	
314. Transformer oil		-	-	-	
315. Titanium di-oxide		-	-	-	
316. Tubers		-	-	-	7
317. T.V.Sets		-	-	-	
318. Tea chests		-	-	-	
319- Tarpaulin		-	-	-	
320- Urea		-	-	-	

1	2	3	4	5	6
321. Umbrella		-	-	-	-
322. Vegetables		-	0.02	-	-
323. Vanaspathy		-	-	-	-
324. Vim powder		-	-	-	-
325. Wheat		-	-	-	-
326. Waste paper		-	-	-	-
327. Wire rod		-	-	-	-
328. Washing soda		-	-	-	-
329. White Cement		-	-	-	-
330. Watches		-	-	-	-
331. Wax		-	-	-	-
332. Wood pulp		-	-	-	-
333. Welding rods		-	-	-	-
334. Water Metre		-	-	-	-
335. Wire rope		-	-	-	-
336. Welding gas		-	-	-	-
337. Yarn		-	-	-	-
338. Yam		-	-	-	-
339. Zirflour		-	-	-	-
340. Ziroon sand		-	-	-	-
341. Zinc & Zinc products		-	-	-	-
Others items		-	7.57	-	2.64
Total		-	147.01	-	11.23

Jsk.7.3.

155

~~Quantity and value of commodities transported through~~
~~the check post during the Survey year 1980-81~~

.....

Name of Check Post : Perala

Sl.	Commodity	Incoming		Out-going	
		Quantity (MT)	Value (Rs. in lakhs)	Quantity (MT)	Value (Rs. in lakhs)
1	2	3	4	6	7
1.	Aluminium goods	..	0.26	35.90	5.35
2.	Agarbathi
3.	Areca nut	35.07	2.02	620.50	56.29
4.	Asphalt
5.	Auto parts
6.	A C Goods	18.00	0.65
7.	Aluminium coil
8.	Amorium goods
9.	Acide
10.	Autorikshaw
11.	Agricultural implements
12.	Ayurvedic medicines	..	0.13
13.	Alumina
14.	Aluminium cable
15.	Air compressor
16.	Aluminium oxide
17.	Anobla gas
18.	Aluminium extract
19.	Amorium chloride
20.	Air conditioner
21.	Amorium sulphate
22.	Animal fat
23.	Arrowroot
24.	Amorium phosphate
25.	Acetylene
26.	Aluminium ingots
27.	Babyfood
28.	Biscuits	..	2.49
29.	Bricks	..	0.05
30.	Beedi	..	1.53

1	2	3	4	5	6
31.	Battery	..	1.59
32.	Bran	..	0.45
33.	Beedi leaves	14.60	1.51	20.50	0.59
34.	Banana	2.40	0.04
35.	Bamboo & bamboo products
36.	Bonemeal
37.	Brassgoods
38.	Betel leaves
39.	Bleaching powder
40.	Beaten rice	407.65	13.97
41.	Beverages
42.	Bone powder
43.	Beedi tobacco
44.	Bauxite
45.	Beer
46.	Caustic soda
47.	Cashew shell oil
48.	Cashewnut	2.50	0.13
49.	Cashew kernels	3.80	1.34
50.	Cattle feed	580.48	9.27
51.	Cement	80.02	0.45
52.	Cotton piece goods
53.	Coconut	..	0.07	..	9.57
54.	Coconut oil	..	2.36	86.13	13.14
55.	Coconut oil cake	..	0.45	44.20	1.54
56.	Cotton yarn	1.76
57.	Cotton seed	..	0.06
58.	Cotton	23.65	3.19
59.	Coffee & coffee seeds	20.50	4.11	11.88	1.16
60.	Corriander	..	0.09
61.	Coir & coir products	..	0.02	..	0.52
62.	Cycle & cycle parts	..	0.01
63.	Chassis
64.	Gurd
65.	Cigarette	..	12.09
66.	Charcoal

1	2	3	4	5	6
67. Chemicals		..	1.96	7.00	1.82
68. Chillies		12.86	1.39
69. Caster oil	
70. Cable	
71. China clay	
72. Copper sulphate	
73. Cotton bales	
74. Cotton seed oil		..	0.04
75. Cotton seed oil cake		15.00	0.34
76. Chickory	
77. Cardamom	
78. Coal & coke	
79. Chappals	
80. Copper goods	
81. Calcium carbide	
82. Cocoa		5.46
83. Carbon black powder	
84. Crockery	
85. Carboric acid	
86. Confectionary	
87. Cosmetics	
88. Copra		80.20	0.76	287.40	28.03
89. Chlorine cylinder	
90. Cattle	
91. Cotton thread	
92. Carbon rod		..	7.56
93. Camphor	
94. Cycle tyre axi tubes	
95. Cinnamon	
96. Cloves	
97. Dhall	
98. Dolomite	
99. Diesel	
100. Dalda	
101. Dettol	
102. Diesel engine	
103. Dry fish	
104. Dyes	
105. Dry Ginger	

1	2	3	4	5	6
106.	D.D.T.
107.	Electrical goods	..	1.20	..	0.47
108.	Empty gunny	..	0.06
109.	Empty tins
110.	Empty cylinder
111.	Earthen ware
112.	Eggs
113.	Engine oil
114.	Empty bottles	0.42
115.	Eucalyptus
116.	Engineering goods
117.	Empty boxes
118.	Electronic goods
119.	Empty container
120.	Empty barrels
121.	Empty baskets
122.	Empty cartons
123.	Flour
124.	Fertilizer	142.94	3.10	87.30	2.10
125.	Fruits	..	0.69	..	0.97
126.	Foot wear
127.	Froglegs
128.	Frozen shrimp
129.	Firewood	437.00	0.75	2586.00	7.14
130.	Furniture	..	2.78	..	12.99
131.	Fish & fish products	149.88	2.90	16.50	0.19
132.	Fireworks
133.	Fabricated goods
134.	Formic acid
135.	Fibre glass
136.	Fibre
137.	Furnace oil
138.	Garlic
139.	Ghee
140.	Gingelly oil	..	0.04
141.	Gingelly oil cake	..	0.02

1	2	3	4	5	6
142.	Glass and glass goods
143.	Groundnut	16.50	0.27
144.	Groundnut oil	..	0.19
145.	Groundnut oil cake	180.72	3.50	..	0.02
146.	Groundnut kernel
147.	Gas cylinder
148.	Grocery	..	3.83
149.	Gingelly
150.	Ginger	0.84
151.	Glucose	0.45
152.	Graphite
153.	Granite
154.	Gum
155.	Gypsum
156.	General tonic
157.	Gingelly seed
158.	Glycerine
159.	Handloom goods
160.	Hides and skin	0.08
161.	Honey
162.	Handicrafts
163.	Hardware
164.	Horlicks
165.	Hosiery goods
166.	Hard Board
167.	Homeo medicine
168.	Hair oil
169.	Insecticides
170.	Insulators
171.	Iron & iron products
172.	Ilminite
173.	Ice
174.	Jaggery	959.27	26.42	1.10	0.01
175.	Jute products

1	2	3	4	5	6
176. Jeep	
177. Jelly		2094.00	2.71
178. Jack fruit	
179. Kerosene	
180. Latex	
181. Leather goods	
182. Lime & Lime products		75.46	0.20
183. Leco	
184. Liquid chlorine	
185. Lubricating oil	
186. Lemongrass oil		14.59	9.30	12.36	7.64
187. Lemongrass	
188. Lathe	
189. Lead		10.00	1.04
199. Liquor	
191. Medicine	
192. Milk and milk products	
193. Monosite	
194. Motor and motor parts		0.13
195. Mats	
196. Maida		145.20	2.95
197. Machinery		..	2.75
198. Matches		0.50
199. Mango	
200. M S Products	
201. Meat and meat products		..	0.82
202. Mustard	
203. Molasses	
204. Maize	
205. Mosaic goods		10.00	0.02
206. Manure		492.35	0.68	12.00	0.02
207. Motor cycle	
208. Metal products	
209. Magnesium sulphate	
210. Mango planks	

1	2	3	4	5	6
211. Mica	
212. Neem and neem products	
213. Nylon goods	
214. Newsprint	
215. Oxygen cylinder	
216. Onion		99.23	1.38	3.00	0.04
217. Paper and paper products		..	0.93
218. Plantain	
219. Purnai seed oil	
220. Potato		8.82	0.13
221. Pesticides		2.95	0.03
222. Pepper		9.70	1.59
223. Pipe & pipe fittings	
224. Parcel		..	73.02	..	3.93
225. Plastic goods		..	0.60
226. Paddy		5115.03	71.02	6.00	0.09
227. Petrol	
228. Pulses		42.95	1.52
229. Palmirah goods	
230. Prawn	
231. Palmoil		8.30	0.67
232. Pumpsets	
233. Packing cases		..	0.02	..	0.80
234. Paints		..	0.49
235. Polythene goods		0.44
236. Provisions	
237. Plywood		..	4.80	9.00	0.32
238. Pulp		38.00	2.65
239. Poultry feed	
240. Phenol	
241. Pineapple	
242. Pottasium chlorate	
243. Polysterx yarn	
244. Pottery	
245. Radio & radio parts	

1	2	3	4	5	6
246.	Rice bran oil
247.	Rayon goods
248.	Ragi
249.	Refrigerator	..	2.14
250.	Rexine
251.	Refined oil
252.	Rice	11444.00	241.68	1677.40	32.39
253.	Rubber & rubber products	167.50	11.81	162.00	17.26
254.	Rose wood
255.	Retread tyre
256.	Rice bran	..	0.03
257.	Resin
258.	Rolling shutters
259.	Reed mats
260.	Rutile sand
261.	Rare earth
262.	Sulphur
263.	Salt	391.26	1.21
264.	Sweets
265.	Scooters
266.	Straw	..	5.65	..	0.02
267.	Sanitary fittings
268.	Sugar	575.70	27.21	1.00	0.06
269.	Steel & steel products	150.10	5.80
270.	Silk goods
271.	Soap & soap products	..	8.15	..	6.22
272.	Synthetic fibre
273.	Starch
274.	Spices
275.	Sewing thread
276.	Softwood
277.	Soda ash	10.00	0.23
278.	Sewing Machine
279.	Stationery	..	0.39
280.	Splints and veneers

281. Sugarcane
282. Staple fibre
283. Sulphuric acid
284. Spirit
285. Sandal wood
286. Straw board
287. Snuff
288. Sooji
289. Sand	..	0.01
290. Sodium silicate
291. Supari
292. Saw machine
293. Silica sand
294. Sweet potato
295. Timber	..	136.52	..	8.01
296. Teak wood	..	0.22
297. Tamarind
298. Tamarind seed
299. Tea	..	0.22	50.56	4.34
300. Tapioca	59.80	0.53
301. Tapioca chips	296.00	2.41
302. Tiles and ridges	..	1.28	..	0.13
303. Tobacco	0.73	0.12	281.60	3.53
304. Transformer
305. Turmeric
306. Tin sheet and scraps	..	0.93
307. Textile goods	..	1.43	..	0.05
308. Tyres and tubes	..	2.95	..	2.26
309. Tar
310. Tapioca flour	12.00	0.18
311. Telephone goods
312. Tractor
313. Tapioca starch
314. Transformer oil
315. Titanium dioxide	3.60	1.41

...../-

1	2	3	4	5	6
316.	Tubers
317.	T V Sets
318.	Tea chests
319.	Tarpaulin
320.	Urea
321.	Umbrella
322.	Vegetables	..	0.53	35.58	0.11
323.	Varaspathy	10.00	1.33
324.	Vim powder
325.	Wheat	..	0.22
326.	Waste paper	6.00	0.07
327.	Wire rod
328.	Washing soda
329.	White cement
330.	Watches
331.	Wax
332.	Wood pulp
333.	Welding rods
334.	Water metre
335.	Wire rope
336.	Welding gas
337.	Yarn
338.	Yan
339.	Ziniflour
340.	Zircon sand
341.	Zinc and zinc products	19.40	3.50
	Other items	..	68.84	..	4.10
Total		811.39		264.45	

1995

5.12 QUALITY AND VALUE OF COMMODITIES TRANSPORTED TO DISTRICT HEADQUARTERS
DURING THE QUARTER ENDED 30.06.95

...

Name of Check post : Bengara Manjeswar

Sl.No	Commodity	Incoming		Out-going	
		Quantity (MT)	Value (Rs. in lakhs)	Quantity (MT)	Value (Rs. in lakhs)
1	2	3	4	5	6
1	Aluminium Goods	-	118.13	-	229.30
2	Agarbathi	0.05	0.01	-	-
3	Arecanut	-	23.33	-	112.12
4	Asphalt	10.00	0.12	-	-
5	Auto parts	-	5.35	-	-
6	A.C Goods	-	1.15	-	0.24
7	Aluminium Coil	-	-	41.60	31.13
8	Amonium goods	10.00	0.11	-	-
9	Acids	-	13.09	-	-
10	Autotrikshaw	-	17.83	-	-
11	Agricultural Implements	-	-	-	-
12	Ayurvedic Medicines	-	-	-	9.33
13	Alumina	266.00	5.98	-	-
14	Aluminium Cable	-	-	-	-
15	Air Compressor	-	-	-	-
16	Aluminium Oxide	-	-	-	-
17	Amonia Gas	-	-	-	-
18	Aluminium Extract	-	-	70.60	30.47
19	Amonium Chloride	-	-	-	-
20	Air conditioner	-	-	-	-
21	Amonium Sulphate	-	-	87.30	18.51
22	Animal fat	-	-	-	-
23	Arrowroot	-	-	-	-
24	Amonium Phosphate	-	-	9.50	1.11
25	Acetylene	-	-	-	1.80
26	Aluminium Ingots	-	-	-	-
27	Baby food	1176.11	298.57	-	-
28	Biscuits	-	181.36	9.00	1.45
29	Bricks	-	0.24	-	2.31
30	Beedi	-	248.69	-	417.07
31	Battery	-	158.16	-	23.74

1	2	3	4	5	6
32	Bran	874.00	3.60	-	0.03
33	Beedi leaves	2976.00	143.68	211.60	20.25
34	Banana	-	-	855.84	6.87
35	Bamboo & Bamboo products	25.90	0.51	-	3.88
36	Bonemeal	-	-	-	-
37	Brass goods	-	-	-	-
38	Betel leaves	-	-	-	-
39	Bleaching Powder	-	-	-	-
40	Beaten Rice	346.50	139.51	5.00	0.11
41	Beverages	-	-	-	3.40
42	Bone powder	-	-	-	-
43	Beedi Tobacco	263.20	14.29	34.00	2.87
44	Bauxite	-	-	-	-
45	Beer	-	-	-	-
46	Caustic soda	318.70	3.93	2469.65	52.66
47	Cashew shell oil	248.00	24.04	346.80	7.71
48	Cashewnut	-	21.77	30.50	2.22
49	Cashew Kernels	1051.50	378.86	464.88	67.47
50	Cattle feed	994.30	14.64	426.66	4.92
51	Cement	47.00	0.75	275.25	5.14
52	Cotton piece goods	-	251.22	-	62.94
53	Cocomut	-	0.89	-	864.55
54	Cocomut oil	-	103.80	10225.77	1603.79
55	Cocomut oil cake	239.40	4.66	1505.27	40.77
56	Cotton yarn	804.00	128.58	973.55	342.04
57	Cotton seed	96.10	3.83	-	-
58	Cotton	2868.40	283.08	386.93	91.45
59	Coffee & Coffee products	4778.50	573.42	-	984.37
60	Corriander	20.90	1.37	-	1.37
61	Coir & Coir products	-	-	-	95.53
62	Cycle & Cycle parts	-	-	-	6.00
63	Chassis	-	7.10	-	-
64	Gard	-	-	-	-
65	Cigarette	-	741.95	-	0.10
66	Charcoal	-	-	-	-

1	2	3	4	5	6
67	Chemicals	-	352.27	-	116.65
68	Chillies	1192.40	97.66	-	1.73
69	Castor oil	46.90	5.70	2.00	0.18
70	Cable	30.20	5.95	-	-
71	China clay	23.00	0.07	988.83	5.43
72	Copper Sulphate	-	-	-	-
73	Cotton Bales	-	-	-	-
74	Cotton seed oil	-	-	-	-
75	Cotton seed oil cake	-	-	-	0.07
76	Chickory	-	-	-	-
77	Cardamon	29.00	15.98	-	21.84
78	Calcium Carbide	-	-	99.12	5.63
79	Coal & Coke	519.00	36.12	-	39.73
80	Chappals	-	-	-	-
81	Copper goods	148.10	36.27	70.00	22.84
82	Cocoa	-	-	-	2.61
83	Carbon Black powder	2290.50	257.90	56.80	5.38
84	Crockery	70.60	2.23	-	-
85	Carbolic Acid	-	-	-	-
86	Confectionary	-	-	-	-
87	Cosmetics	-	23.94	-	0.22
88	Copra	239.00	22.44	2548.49	3215.18
89	Chlorine Cylinder	-	0.25	-	-
90	Cattle	-	-	-	-
91	Cotton thread	-	-	-	-
92	Carbon rod	-	-	-	-
93	Camphor	-	0.12	-	-
94	Cycle Tyre & Tubes	-	-	-	-
95	Cinnamon	-	-	-	-
96	Cloves	-	-	-	0.11
97	Bhall	-	13.01	-	-
98	Dolomite	-	-	-	-
99	Diesel	1336.30	26.94	-	-
100	Dalda	403.00	51.05	-	-
101	Dettol	-	-	-	-

1	2	3	4	5	6
102	Diesel engine	-	-	-	-
103	Dry fish	-	-	-	-
104	Dyes	-	-	-	-
105	Dry Ginger	-	-	-	36.36
106	D.D.T.	40.00	1.06	-	-
107	Electrical goods	-	39.49	-	19.96
108	Empty Cans	-	5.45	-	32.14
109	Empty Cylinder	6.00	0.19	21.00	0.06
110	Empty Tins	-	5.03	51.60	2.68
111	Earthen ware	-	-	-	-
112	Eggs	-	-	-	-
113	Engine oil	-	20.14	43.50	1.74
114	Empty bottles	-	7.26	20.00	0.32
115	Eucalyptus	-	-	-	-
116	Engineering goods	-	-	-	-
117	Empty boxes	-	-	-	-
118	Electronic goods	-	8.05	-	-
119	Empty Barrels	-	3.68	77.00	1.22
120	Empty Baskets	-	-	-	-
121	Empty Container	-	-	-	-
122	Empty Cartons	-	-	-	-
123	Flour	-	-	-	-
124	Fertilizer	420.70	8.67	4618.53	101.58
125	Fruits	-	50.85	-	6.26
126	Foot wear	-	-	-	0.16
127	Froglegs	-	-	-	-
128	Frozen Shrimp	-	-	-	-
129	Firewood	123.00	0.18	7255.03	9.00
130	Furniture	-	232.02	-	1.67
131	Fish & Fish Products	32667.80	342.70	-	12.05
132	Fireworks	-	-	-	-
133	Fabricated goods	-	-	-	-
134	Formic acid	161.90	10.92	-	-
135	Fibre glass	6.50	2.15	-	-
136	Fibre	8.00	1.10	4.00	4.82

	2	3	4	5	6
137 Furnace oil		413.32	8.57	-	-
138 Garlic		-	1.28	-	-
139 Ghee		21.0	4.23	-	-
140 Gingelly Oil		-	-	31.60	4.82
141 Gingelly Oil cake		-	1.11	-	-
142 Glass & Glass goods		-	24.34	23.00	0.82
143 Groundnut		32.95	1.76	5.00	0.35
144 Groundnut oil		-	3.15	16.00	1.21
145 Groundnut oil cake		7894.80	182.85	82.50	1.48
146 Groundnut Kernel		-	-	-	-
147 Gas Cylinder		-	0.42	223.00	3.15
148 Grocery		-	946.77	-	2.55
149 Gingelly		8.00	0.35	-	-
150 Ginger		18.00	1.09	-	89.71
151 Glucose		37.00	3.21	228.20	10.73
152 Graphite		-	-	-	-
153 Granite		-	-	50.00	0.90
154 Gum		-	-	-	-
155 Gypsum		-	-	-	-
156 General Tonic		-	9.31	-	-
157 Gingelly seed		-	-	-	-
158 Glycerine		-	-	76.80	18.57
159 Handloom goods		-	1.14	-	68.91
160 Hides & skin		-	1.11	-	-
161 Honey		-	-	-	0.67
162 Handicrafts		-	-	-	-
163 Hardware		-	-	-	-
164 Horlicks		-	-	-	-
165 Hosiery goods		-	-	-	-
166 Hard Board		-	-	131.50	8.76
167 Homeo Medicine		-	-	-	-
168 Hair oil		-	-	23.00	3.74
169 Insecticides		9.00	0.96	-	-
170 Insulators		-	-	-	-

1	2	3	4	5	6
171	Iron & Iron Products	120.00	15.79	-	26.49
172	Ilminite	-	-	-	-
173	Ice	181.40	0.16	74.50	0.05
174	Jagerry	270.37	7.35	120.00	3.56
175	Jute Products	-	-	-	-
176	Jeep	-	-	-	-
177	Jelly	-	-	-	-
178	Jack fruit	-	-	-	-
179	Kerosene	1110.80	15.80	192.00	2.80
180	Latex	-	-	-	-
181	Leather goods	-	-	-	-
182	Line and Line products	575.70	0.36	-	-
183	Leco	-	-	-	-
184	Liquid Chlorine	-	-	-	-
185	Lubricating Oil	-	-	-	-
186	Lonongrass oil	-	-	37.30	22.90
187	Lonongrass	-	-	-	-
188	Lathe	-	-	-	0.11
189	Lead	50.90	7.44	-	-
190	Li nor	-	130.85	-	30.02
191	Medicine	-	382.43	-	9.46
192	Milk & Milk products	-	7.63	-	-
193	Monosite	-	-	-	-
194	Motor & Motor Parts	-	14.00	-	0.13
195	Mats	-	-	-	-
196	Maida	11778.40	266.63	45.00	0.87
197	Machinery	-	424.57	-	117.96
198	Matches	-	-	-	2.06
199	Mango	-	-	99.00	1.80
200	M.S. Products	-	-	-	-
201	Meat & Meat products	-	18.41	218.00	23.28
202	Mustard	112.90	5.20	-	-
203	Molasses	-	-	-	-
204	Onion	-	-	-	-
205	Possic goods	-	0.23	-	-
206	Ramire	2546.93	7.94	-	0.96
207	Motor cycle	-	5.72	-	-
208	Metal products	-	-	-	-

1	2	3	4	5	6
209	Magnesium Sulphate	-	-	-	-
210	Mango planks	-	-	-	-
211	Mica	-	-	-	-
212	Neem & Neem products	-	-	-	-
213	Nylone goods	-	-	-	-
214	News print	-	-	51.00	2.50
215	Oxygen cylinder	-	-	-	-
216	Onion	309.30	84.36	10.00	0.12
217	Paper & Paper products	-	56.21	-	163.57
218	Plantain	-	0.35	-	1.70
219	Punnai seed oil	-	-	-	-
220	Potato	917.80	15.68	-	2.03
221	Pesticides	-	-	-	1.76
222	Pepper	-	-	3743.20	508.24
223	Pipe & Pipe fittings	-	28.61	-	11.62
224	Parcel	-	173.55	-	1202.10
225	Plastic goods	1139.57	148.58	650.67	27.82
226	Paddy	237.10	2.92	-	-
227	Petrol	253.00	12.03	-	0.59
228	Pulses	2203.80	97.95	-	0.05
229	Palmirah goods	-	-	-	-
230	Prawn	23.50	0.93	-	16.76
231	Palmoil	308.90	28.23	104.40	8.55
232	Pumpsets	-	9.92	-	0.96
233	Packing cases	-	5.36	1275.19	26.12
234	Paints	-	300.50	-	8.59
235	Plythene goods	-	4.58	-	0.10
236	Provisions	-	-	-	-
237	Plywood	-	38.90	4669.73	246.57
238	Rup	-	-	2913.03	201.27
239	Poultry feed	50.00	1.62	-	-
240	Renoil	27.60	4.10	-	-
241	Pineapple	-	-	689.00	5.82
242	Pottasium chlorate	-	-	-	-
243	Polyster yarn	-	-	-	-
244	Pottery	-	-	-	-
245	Radio & Radio parts	-	13.67	-	-
246					

1	2	3	4	5	6
246	Rice bran oil	286.80	20.61	-	6.14
247	Rayon goods	-	-	-	-
248	Ragi	-	-	-	-
249	Refrigator	-	76.23	-	-
250	Rexine	-	0.17	-	-
251	Refined oil	26.13	2.07	-	-
252	Rice	103473.00	2543.40	9212.67	150.92
253	Rubber & Rubber products	580.80	43.07	-	2351.09
254	Rose wood	-	0.50	-	36.68
255	Retread tyre	-	-	-	-
256	Rice bran	912.80	1.85	-	0.03
257	Resin	-	-	-	-
258	Rollying Shutters	-	-	-	-
259	Read Mats	-	-	-	-
260	Rutile sand	-	-	-	7.16
261	Rare Earth	-	-	-	-
262	Sulpher	60.80	2.22	-	-
263	Salt	1034.90	2.61	148.40	0.26
264	Sweets	29.00	7.91	-	-
265	Scooters	-	43.91	-	-
266	Straw	80.50	0.11	-	-
267	Sanitary fittings	61.00	3.94	-	0.68
268	Sugar	34420.20	1286.82	-	1.24
269	Steel & Steel products	-	560.29	4361.73	154.26
270	Silk goods	-	-	-	-
271	Soap & Soap products	-	637.16	-	659.40
272	Synthetic fibre	-	8.31	-	-
273	Starch	-	-	-	-
274	Spices	-	-	-	5.05
275	Sewing thread	-	-	-	-
276	Softwood	-	-	-	-
277	Soda ash	332.50	7.52	-	0.16
278	Sewing machine	-	-	-	-
279	Stationery	10.80	60.21	-	0.51
280	Splints & Veneers	-	-	-	0.99

1	2	3	4	5	6
281	Sugarcane	-	-	-	-
282	Staple fibre	21.40	3.75	10.00	1.71
283	Sulphuric Acid	-	-	-	-
284	Spirit	-	12.1	-	-
285	Santal wood	-	-	-	-
286	Straw board	-	-	-	-
287	Stuff	-	-	-	-
288	Sooji	-	-	-	-
289	Sand	193.00	0.67	-	-
290	Sodium Silicate	-	-	-	-
291	Supari	-	-	-	-
292	Saw machine	-	-	-	-
293	Silica sand	-	-	-	-
294	Sweet Potato	-	-	-	-
295	Timber	-	143.99	-	232.86
296	Teak wood	-	-	-	3.84
297	Tamarind	0.24	0.01	-	-
298	Tamarind seed	15.00	0.12	-	-
299	Tea	307.60	20.14	2540.67	275.61
300	Tapioca	10.00	0.01	2154.00	20.11
301	Tapioca chips	-	-	1520.30	66.88
302	Tiles & Ridges	-	42.77	-	6.61
303	Tobacco	1110.61	63.51	1575.85	11.81
304	Transformer	-	124.76	-	35.80
305	Turnerie	10.93	0.42	41.10	1.37
306	Tin sheet & scraps	1410.48	130.91	-	7.72
307	Textile goods	-	-	-	-
308	Tyre & Tubes	-	399.99	-	511.43
309	Tar	-	-	-	-
310	Tapioca Flour	-	-	-	-
311	Telephone goods	-	-	-	-
312	Tractor	-	0.60	-	-
313	Tapioca starch	-	-	126.20	1.49
314	Transformer oil	-	0.07	-	-
315	Titanium di-oxide	10.00	1.41	424.00	66.63

1	2	3	4	5	6
316	Tubers	-	-	-	-
317	T.V. Sets	-	-	-	11.17
318	Tea chests	-	-	-	-
319	Tarpaulin	-	-	-	-
320	Urea	90.00	1.83	1005.00	18.32
321	Umbrella	-	-	-	0.07
322	vegetables	-	10.92	-	30.73
323	Vanaspathy	-	9.52	-	-
324	Vim powder	-	-	-	-
325	Wheat	324.00	8.70	-	-
326	White paper	18.10	0.39	-	79.24
327	Wire rod	-	-	10.30	1.01
328	Washing soda	-	-	-	-
329	Matches	-	106.00	-	121.51
330	White Cement	-	-	-	15.48
331	Wax	-	-	-	-
332	Wood pulp	-	-	-	-
333	Welding rods	10.00	0.87	-	-
334	Water Metre	-	-	-	-
335	Wire rope	-	-	-	-
336	Welding gas	-	-	-	-
337	Yarn	-	-	-	-
338	Yan	-	-	-	-
339	Zirflour	-	-	-	-
340	Zircon sand	-	-	-	-
341	Zinc & Zinc products	-	35.12	-	0.29
	Other items	-	2219.69	-	38.97
Total			25969.91		18402.38

RECEIVED
1914
Department of Agriculture and Statistics
Lyon, France

625

