



Government of Kerala

PRICE STATISTICS

2004

Department of Economics & Statistics
Thiruvananthapuram
March 2005

REPORT ON SURVEY OF MATERNAL MORTALITY RATE

KOLLAM & PALAKKAD

Department of Economics & Statistics, Kerala
Thiruvananthapuram
2006

Preface

The price is a value expressed in terms of money. The general price level is a much used term, which is subject to widely differing interpretations. Forces of supply and demand are equated through changes in prices. The impact of prices data in a State's economy is so high that its contribution to various sectors of economic growth can never be ignored.

The publication titled "Price Statistics 2004" is a compilation of various types of prices data which can generally be classified into three - Farm Prices, Wholesale Prices and Retail Prices. Much care has been taken to include as much price information as possible. This publication was first brought out in 2003 by including the data for 1999 to 2001 (3 years). Later, it is being published on yearly basis. "Prices Statistics 2002" was published in 2004 while "Price Statistics 2003" was brought out in the month of March 2005. I am very much happy to bring out "Price Statistics 2004" within a short period of one month. This is made possible only because of the wholehearted co-operation from the entire staff of Prices and M.I. Divisions.

Special reference has to be made for the timely response and efforts put in by some of the officers. They are Smt.K. Shanthi, Research Officer, Shri.K. Soman Nadar, Research Assistant, Shri. K.V. Mathew, Research Assistant, Smt. B. Savithri, Research Assistant, Smt. G. Vimaladevi, U.D. Compiler, Smt. Usha Kumari Kacheriyil, L.D. Compiler, Smt. Bindumol.V, L.D. Compiler (Provisional), Smt. Vineetha, L.D. Compiler (Provisional) of Prices Division and Shri. S. Saseendran, U.D. Typist of the Computer Division. I take this opportunity to appreciate the yeoman efforts made by Shri. Sreeksumar. B, Assistant Director (Prices) under the supervision and control of Shri. D. Rajan, Additional Director (Prices). I hope that this publication will serve as a useful guide for price information to the users in need.

Thiruvananthapuram
20/04/2005


M.R. Balakrishnan
Director

CONTENTS

Sl. No.	ITEM	Page No.
I	MONTHLY FARM WHOLESAL PRICE	
1	Paddy	1
2	Coconut	4
3	Arecanut Ripe	7
4	Arecanut Tender	10
5	Arecanut Dry	12
6	Groundnut	13
7	Sugarcane	13
8	Cashew nut	14
9	Black Pepper	17
10	Tapioca	20
11	Banana	23
12	Plantain	26
13	Mango (Green)	29
14	Mango (Ripe)	32
15	Pineapple	34
16	Lemongrass Oil	36
17	Tea	36
18	Tamarind (with seed)	37
19	Tamarind (with out seed)	40
20	Turmeric	43
21	Betel Leaves	45
22	Paddy Straw	47
23	Jack fruit	50
24	Rubber	53
25	Coffee	56
26	Cocoa	57
27	Ginger Dry	59
28	Brinjal	61
29	Cucumber	63
30	Ladies Finger	65
31	Pumpkin	67
32	Yam	69
33	Coconut Leaves	72

1	2	3
34	Palm Leaves	75
35	Cardamom	76
36	Chillie (Red)	76
37	Sweet Potato	77
38	Chuff	78
39	Bran	80
40	Green Grass	81
II	Taluk wise Retail Prices of Farm Produce	82
III	District wise Monthly Average Retail Prices of Essential Commodities (50 Items)	154
IV	District wise Yearly Average Retail Prices of Essential Commodities (50 Items)	210
V	District wise Monthly Average Retail Prices of Essential Commodities (20 Items)	214
VI	District wise Yearly Average Retail Prices of Essential Commodities (20 Items)	256
VII	Monthly Whole Sale Price of Coir	259
VIII	Monthly Whole Sale Price of Raw Husk	260
IX	Monthly Whole Sale Price of Rotted Husk	262
X	Monthly Average Prices of Spices	264
XI	Market price of Forest Produce in Kerala	265
XII	Monthly Average Prices of Cocoa	269
XIII	Parity Index	269
XIV	Index Numbers of Wages of Rural Skilled Workers and Agricultural Workers	270
XV	Consumer Price Index - Centre wise Month wise General Index for the year 2004	271
XVI	Selling Price of 18 Notified Spices of Forest Produce in Tamil Nadu and Karnataka as on 10/03/2004	272
XVII	District wise Monthly Average Price of Waste Paper	273
XVIII	State Average of Waste Paper	280
XIX	Monthly Statement showing the Stock, Wholesale and Retail Prices of Salt	281
XX	Wholesale Price Indices of Agricultural Commodities (Group wise)	283
XXI	Commodity wise Wholesale Price Index	284
XXII	MONTHLY AVERAGE MARKET WHOLESale PRICE	
1	Coconut oil	285
2	Copra	287
3	Coconut oil cake	289
4	Coconut with out husk	290
5	Coffee	292

1	2	3
6	Cardamom	292
7	Ginger Dry	293
8	Rubber	294
9	Lemongrass Oil	295
10	Cashew Nut	296
11	Cashew Kernel	297
12	Turmeric	297
13	Arecanut Ripe	298
14	Arecanut Dry	300
15	Banana	301
16	Tapioca Raw	303
17	Tapioca Dry	304
18	Egg (Hen)	305
19	Coconut with Husk	306
20	Pineapple	307
21	Palmingur	308
22	Tobacco	309
23	Canegur	311
24	Bengal Gram	313
25	Green Gram	314
26	Black Gram	314
27	Tur Dhal	314
28	Groundnut with shell	315
29	Tea	315
30	Tamarind Seed Powder	316
31	Cocoa	317
32	Coir	318
33	Plantain	318
34	Black Pepper	319
35	Rice	321
36	Sugar	323
37	Paddy	324
38	Wheat	324
39	Twine	325
XXIII	<i>Monthly Average Price of 3A - Additional Items</i>	326
XXIV	<i>District wise Yearly Average Price of 3A - Additional Items</i>	354



Farm wholesale Price of Agricultural Commodities for the Year 2004

Name of Commodity: Paddy

Rs/Qtl

District	Taluk	Jan	Feb	Mar	Apr	May	June	July	Aug	Sept	Oct	Nov	Dec	Average
1	2	3	4	5	6	7	8	9	10	11	12	13	14	15
Trivandrum	Trivandrum	750.00	750.00	-	-	-	-	-	-	700.00	700.00	700.00	-	720.00
	Chirayinkeezhu	650.00	700.00	675.00	650.00	650.00	700.00	700.00	700.00	700.00	637.50	612.50	600.00	664.58
	Nedumangadu	650.00	650.00	650.00	650.00	650.00	-	-	-	-	-	-	-	650.00
Kollam	Kollam	-	600.00	650.00	650.00	-	650.00	-	-	650.00	-	-	-	640.00
	Kottarakkara	612.50	600.00	600.00	-	-	-	-	-	650.00	587.50	600.00	612.50	608.93
	Karunagappally	-	650.00	-	-	-	-	-	-	-	-	-	-	650.00
	Kunnathur	637.50	625.00	587.50	562.50	550.00	600.00	662.50	662.50	665.00	650.00	675.00	655.00	628.21
	Pathanapuram	650.00	650.00	650.00	650.00	650.00	650.00	650.00	650.00	650.00	650.00	650.00	650.00	650.00
Pathanamthitta	Kozhanchery	710.00	720.00	700.00	720.00	685.00	700.00	700.00	-	712.50	725.00	725.00	725.00	711.14
	Addor	700.00	700.00	700.00	700.00	700.00	700.00	-	650.00	650.00	650.00	-	-	683.33
	Thiruvalla	700.00	700.00	700.00	750.00	750.00	750.00	750.00	750.00	725.00	725.00	732.50	735.00	730.96
	Mallappally	-	750.00	750.00	-	-	-	-	-	-	-	-	-	750.00
	Ranni	650.00	650.00	655.00	660.00	660.00	770.00	780.00	-	-	-	-	780.00	700.63
Alappuzha	Karthikappally	675.00	750.00	750.00	750.00	750.00	750.00	750.00	750.00	775.00	700.00	600.00	650.00	715.38
	Mavelikkara	600.00	662.50	690.00	697.50	725.00	725.00	750.00	750.00	750.00	750.00	695.00	700.00	711.33
	Chengannur	700.00	750.00	750.00	750.00	750.00	750.00	750.00	800.00	800.00	775.00	750.00	750.00	758.93
	Kuttanadu	750.00	725.00	790.00	780.00	767.50	820.00	770.00	750.00	737.50	690.00	612.50	650.00	736.88
	Ambalappuzha	750.00	750.00	750.00	750.00	750.00	750.00	750.00	750.00	750.00	675.00	625.00	605.00	723.46

Paddy (Contd..)

District	Taluk	Jan	Feb	Mar	Apr	May	June	July	Aug	Sept	Oct	Nov	Dec	Average
1	2	3	4	5	6	7	8	9	10	11	12	13	14	15
Kottayam	Changanassery	-	735.00	765.00	790.00	800.00	800.00	765.00	-	740.00	650.00	625.00	600.00	727.00
	Kottayam	685.00	680.00	712.50	750.00	750.00	750.00	775.00	800.00	780.00	700.00	600.00	587.50	720.77
	Meenachil	650.00	650.00	710.00	725.00	750.00	750.00	750.00	750.00	750.00	745.00	700.00	750.00	723.33
	Vaikom	685.00	680.00	712.50	725.00	737.50	750.00	750.00	750.00	740.00	675.00	637.50	625.00	699.42
Idukki	Thodupuzha	750.00	725.00	737.50	750.00	750.00	750.00	750.00	750.00	712.50	725.00	700.00	725.00	735.42
	Devikulam	800.00	800.00	800.00	800.00	810.00	822.50	825.00	825.00	800.00	750.00	720.00	720.00	789.38
	Udumbanchola	-	-	-	-	-	-	-	-	-	-	-	712.50	712.50
Ernakulam	Kanayanoor	700.00	687.50	700.00	700.00	700.00	700.00	712.50	725.00	700.00	650.00	650.00	650.00	689.58
	Kochi	-	-	-	-	-	-	-	-	-	750.00	-	-	750.00
	Paravoor	650.00	650.00	650.00	650.00	675.00	625.00	625.00	625.00	620.00	650.00	600.00	600.00	630.00
	Aluva	650.00	650.00	650.00	662.50	675.00	675.00	675.00	675.00	662.50	650.00	650.00	650.00	660.42
	Kunnathunadu	700.00	700.00	700.00	700.00	700.00	700.00	700.00	700.00	700.00	675.00	600.00	600.00	681.25
	Muvattupuzha	650.00	650.00	650.00	637.50	662.50	675.00	700.00	700.00	687.50	662.50	650.00	650.00	664.58
Thrissur	Thrissur	685.00	690.00	737.50	737.50	750.00	750.00	750.00	737.50	687.50	675.00	650.00	660.00	709.17
	Mukundapuram	672.50	625.00	675.00	675.00	675.00	675.00	675.00	675.00	560.00	552.50	555.00	555.00	634.23
	Thalappilli	700.00	700.00	770.00	770.00	810.00	792.50	712.50	620.00	610.00	610.00	627.50	605.00	697.38
	Chavakkadu	-	-	-	-	-	800.00	800.00	800.00	800.00	800.00	800.00	785.00	797.86
	Kodungallur	670.00	-	-	700.00	-	-	-	-	600.00	-	-	560.00	632.50
Palakkad	Chittur	755.00	715.00	750.00	760.00	780.00	800.00	800.00	750.00	660.00	630.00	670.00	635.00	731.15
	Palakkadu	777.50	720.00	715.00	770.00	790.00	800.00	790.00	700.00	650.00	625.00	655.00	647.50	720.00
	Mannarkadu	750.00	700.00	710.00	750.00	765.00	780.00	775.00	612.50	650.00	615.00	625.00	650.00	698.54
	Alathur	780.00	720.00	770.00	785.00	790.00	800.00	785.00	735.00	645.00	630.00	660.00	645.00	733.08
	Ottappalam	800.00	750.00	755.00	750.00	775.00	800.00	805.00	750.00	650.00	600.00	650.00	600.00	730.00

Paddy (Contd..)

District	Taluk	Jan	Feb	Mar	Apr	May	June	July	Aug	Sept	Oct	Nov	Dec	Average
1	2	3	4	5	6	7	8	9	10	11	12	13	14	15
Malappuram	Ponnani	600.00	600.00	600.00	600.00	600.00	600.00	600.00	600.00	600.00	600.00	600.00	600.00	600.00
	Feranadu	532.50	585.00	587.50	705.00	775.00	775.00	775.00	775.00	775.00	775.00	770.00	762.50	724.11
	Perunthalmanna	700.00	700.00	720.00	735.00	750.00	750.00	750.00	750.00	750.00	675.00	700.00	700.00	723.33
	Thirur	750.00	750.00	750.00	725.00	725.00	725.00	725.00	725.00	700.00	700.00	700.00	725.00	723.08
	Nilampur	527.50	580.00	582.50	690.00	750.00	750.00	750.00	750.00	750.00	750.00	740.00	735.00	699.64
	Thirurangadi	750.00	750.00	750.00	700.00	725.00	725.00	725.00	725.00	700.00	700.00	700.00	737.50	723.21
Kozhikode	Kozhikode	650.00	650.00	650.00	650.00	650.00	650.00	650.00	-	-	-	-	-	650.00
	Quilandy	800.00	800.00	800.00	800.00	800.00	800.00	800.00	725.00	750.00	762.50	800.00	750.00	782.29
	Vadakara	795.00	800.00	820.00	820.00	750.00	750.00	750.00	750.00	-	-	-	-	779.38
Wayanad	Sulthanbathery	680.00	685.00	692.50	700.00	612.50	587.50	625.00	650.00	650.00	650.00	610.00	575.00	643.13
	Mananthavadi	705.00	687.50	675.00	700.00	725.00	662.50	667.50	677.50	642.50	625.00	602.50	585.00	662.92
	Vaithiri	675.00	675.00	675.00	700.00	700.00	637.50	650.00	675.00	675.00	662.50	650.00	625.00	666.67
Kannur	Kannur	725.00	725.00	725.00	750.00	750.00	750.00	750.00	750.00	750.00	712.50	675.00	675.00	728.13
	Thaliparamba	667.50	662.50	662.50	665.00	665.00	665.00	665.00	665.00	665.00	667.50	670.00	670.00	665.83
Kasaragod	Kasaragod	600.00	575.00	550.00	550.00	575.00	587.50	625.00	637.50	625.00	600.00	587.50	575.00	588.39
	Hosdurg	650.00	650.00	650.00	650.00	650.00	650.00	700.00	700.00	680.00	637.50	600.00	550.00	643.65
	State Average	690.00	688.15	698.22	708.77	716.02	721.50	725.83	714.39	694.65	676.58	661.86	658.47	696.55

Name of Commodity: Coconut Rs/100Nos

District	Taluk	Jan	Feb	Mar	Apr	May	June	July	Aug	Sept	Oct	Nov	Dec	Average
1	2	3	4	5	6	7	8	9	10	11	12	13	14	15
Trivandrum	Trivandrum	612.50	500.00	525.00	600.00	625.00	575.00	537.50	525.00	550.00	587.50	700.00	750.00	609.82
	Chirayinkeezhu	525.00	550.00	580.00	575.00	525.00	577.50	540.00	562.50	575.00	612.50	725.00	800.00	595.63
	Nedumangadu	587.50	562.50	575.00	600.00	575.00	475.00	462.50	525.00	550.00	550.00	725.00	850.00	586.46
	Neyyattinkara	562.50	525.00	562.50	565.00	575.00	575.00	612.50	662.50	637.50	650.00	700.00	700.00	610.63
Kollam	Kollam	637.50	600.00	620.00	605.00	600.00	612.50	600.00	650.00	650.00	620.00	675.00	700.00	629.79
	Kottarakkara	700.00	600.00	600.00	600.00	650.00	575.00	600.00	575.00	612.50	625.00	700.00	750.00	632.29
	Karunagappally	700.00	700.00	637.50	637.50	625.00	600.00	650.00	675.00	700.00	700.00	775.00	800.00	683.33
	Kunnathur	625.00	575.00	575.00	562.50	625.00	675.00	725.00	725.00	712.50	725.00	800.00	875.00	683.93
	Pathanapuram	700.00	625.00	600.00	600.00	637.50	675.00	675.00	675.00	675.00	675.00	700.00	900.00	695.54
Pathanamthitta	Kozhunchery	750.00	725.00	750.00	750.00	750.00	750.00	700.00	750.00	700.00	712.50	737.50	850.00	743.75
	Addor	615.00	612.50	625.00	600.00	612.50	650.00	690.00	700.00	675.00	710.00	775.00	825.00	674.17
	Thiruvalla	587.50	612.50	637.50	600.00	637.50	675.00	675.00	700.00	677.50	675.00	725.00	787.50	675.19
	Mallappally	737.50	700.00	700.00	687.50	725.00	775.00	725.00	700.00	690.00	750.00	850.00	900.00	754.64
	Ranni	687.50	700.00	690.00	695.00	695.00	727.50	727.50	730.00	725.00	720.00	750.00	825.00	722.71
Alappuzha	Karthikappally	650.00	600.00	600.00	650.00	650.00	650.00	650.00	650.00	700.00	675.00	675.00	775.00	660.42
	Mavelikkara	800.00	712.50	667.50	667.50	662.50	700.00	625.00	650.00	725.00	650.00	682.50	695.00	686.46
	Chengannur	675.00	625.00	612.50	592.50	617.50	650.00	675.00	675.00	675.00	675.00	725.00	800.00	661.79
	Kuttanadu	545.00	490.00	450.00	437.50	492.50	550.00	550.00	582.50	582.50	587.50	662.50	712.50	553.54
	Ambalappuzha	560.00	550.00	570.00	570.00	600.00	600.00	600.00	625.00	650.00	660.00	665.00	685.00	606.54
	Cherthala	500.00	475.00	500.00	450.00	475.00	550.00	550.00	550.00	550.00	550.00	550.00	550.00	520.83

Paddy (Contd..)

District	Taluk	Jan	Feb	Mar	Apr	May	June	July	Aug	Sept	Oct	Nov	Dec	Average
1	2	3	4	5	6	7	8	9	10	11	12	13	14	15
Malappuram	Ponnani	600.00	600.00	600.00	600.00	600.00	600.00	600.00	600.00	600.00	600.00	600.00	600.00	600.00
	Eranadu	532.50	585.00	587.50	705.00	775.00	775.00	775.00	775.00	775.00	775.00	770.00	762.50	724.11
	Peruntholmanna	700.00	700.00	720.00	735.00	750.00	750.00	750.00	750.00	750.00	675.00	700.00	700.00	723.33
	Thirur	750.00	750.00	750.00	725.00	725.00	725.00	725.00	725.00	700.00	700.00	700.00	725.00	723.08
	Nilampur	527.50	580.00	582.50	690.00	750.00	750.00	750.00	750.00	750.00	750.00	740.00	735.00	699.64
	Thirurangadi	750.00	750.00	750.00	700.00	725.00	725.00	725.00	725.00	700.00	700.00	700.00	737.50	723.21
Kozhikode	Kozhikode	650.00	650.00	650.00	650.00	650.00	650.00	650.00	-	-	-	-	-	650.00
	Quilandy	800.00	800.00	800.00	800.00	800.00	800.00	800.00	725.00	750.00	762.50	800.00	750.00	782.29
	Vadakara	795.00	800.00	820.00	820.00	750.00	750.00	750.00	750.00	-	-	-	-	779.38
Wayanad	Sulthanbatherri	680.00	685.00	692.50	700.00	612.50	587.50	625.00	650.00	650.00	650.00	610.00	575.00	643.13
	Mananthavadi	705.00	687.50	675.00	700.00	725.00	662.50	667.50	677.50	642.50	625.00	602.50	585.00	662.92
	Vaithiri	675.00	675.00	675.00	700.00	700.00	637.50	650.00	675.00	675.00	662.50	650.00	625.00	666.67
Kannur	Kannur	725.00	725.00	725.00	750.00	750.00	750.00	750.00	750.00	750.00	712.50	675.00	675.00	728.13
	Thaliparamba	667.50	662.50	662.50	665.00	665.00	665.00	665.00	665.00	665.00	667.50	670.00	670.00	665.83
Kasaragod	Kasaragod	600.00	575.00	550.00	550.00	575.00	587.50	625.00	637.50	625.00	600.00	587.50	575.00	588.39
	Hosdurg	650.00	650.00	650.00	650.00	650.00	650.00	700.00	700.00	680.00	637.50	600.00	550.00	643.65
	State Average	690.00	688.15	698.22	708.77	716.02	721.50	725.83	714.39	694.65	676.58	661.86	658.47	696.55

Coconut (Contd..)

District	Taluk	Jan	Feb	Mar	Apr	May	June	July	Aug	Sept	Oct	Nov	Dec	Average
1	2	3	4	5	6	7	8	9	10	11	12	13	14	15
Palakkad	Chittur	567.50	550.00	575.00	567.50	580.00	590.00	520.00	570.00	600.00	600.00	637.50	662.50	580.00
	Palakkadu	525.00	525.00	550.00	555.00	555.00	555.00	555.00	600.00	575.00	575.00	600.00	625.00	566.25
	Mannarkadu	525.00	525.00	522.50	512.50	510.00	550.00	545.00	562.50	575.00	562.50	587.50	597.50	547.92
	Alathur	562.50	560.00	570.00	585.00	595.00	575.00	550.00	600.00	600.00	595.00	650.00	650.00	587.88
	Ottappalam	522.50	490.00	472.50	512.50	525.00	532.50	525.00	550.00	537.50	537.50	550.00	600.00	529.23
Malappuram	Ponnani	550.00	550.00	525.00	525.00	550.00	550.00	550.00	550.00	550.00	550.00	562.50	575.00	549.04
	Ernadu	495.00	500.00	497.50	497.50	497.50	502.50	502.50	502.50	497.50	500.00	517.50	517.50	503.04
	Perunthalmanna	440.00	430.00	420.00	435.00	462.50	462.50	475.00	487.50	512.50	537.50	550.00	575.00	482.29
	Thirur	457.50	400.00	400.00	395.00	395.00	437.50	450.00	470.00	450.00	475.00	487.50	500.00	446.54
	Nilampur	492.50	495.00	492.50	492.50	492.50	497.50	497.50	497.50	497.50	497.50	512.50	512.50	498.33
	Thirurangadi	475.00	450.00	437.50	425.00	412.50	462.50	467.50	475.00	475.00	500.00	525.00	550.00	475.38
Kozhikode	Kozhikode	607.50	660.00	670.00	637.50	615.00	630.00	625.00	617.50	625.00	575.00	575.00	590.00	619.81
	Quilandy	550.00	562.50	587.50	550.00	575.00	512.50	512.50	562.50	500.00	512.50	600.00	625.00	554.17
	Vadakara	550.00	550.00	550.00	550.00	575.00	612.50	587.50	562.50	550.00	525.00	575.00	600.00	565.63
Wayanad	Sulthanbatherri	600.00	600.00	600.00	600.00	600.00	657.50	650.00	650.00	650.00	650.00	700.00	675.00	636.04
	Mananthavadi	640.00	620.00	605.00	612.50	662.50	705.00	710.00	680.00	-	-	-	-	654.38
	Vaithiri	675.00	625.00	625.00	625.00	625.00	637.50	650.00	625.00	625.00	625.00	637.50	637.50	634.38
Kannur	Thalassery	650.00	650.00	625.00	575.00	560.00	550.00	550.00	550.00	550.00	550.00	550.00	550.00	575.83
	Kannur	505.00	510.00	510.00	495.00	500.00	500.00	525.00	535.00	505.00	522.50	532.50	527.50	513.96
	Thaliparamba	550.00	562.50	587.50	587.50	567.50	587.50	600.00	595.00	580.00	600.00	600.00	600.00	584.79
Kasaragod	Kasaragod	625.00	550.00	500.00	550.00	575.00	550.00	587.50	625.00	612.50	612.50	625.00	625.00	585.71
	Hosdurg	492.50	527.50	530.00	525.00	525.00	585.00	597.50	662.50	637.50	650.00	712.50	680.00	602.88
	State Average	611.19	590.00	588.02	586.79	596.90	610.99	612.50	630.44	623.15	626.94	666.41	692.90	621.08

Rs/100Nos

Name of Commodity: Arecanut (Ripe)

District	Taluk	Jan	Feb	Mar	Apr	May	June	July	Aug	Sept	Oct	Nov	Dec	Average
1	2	3	4	5	6	7	8	9	10	11	12	13	14	15
Trivandrum	Trivandrum	35.00	40.00	39.00	55.00	60.00	75.00	75.00	80.00	50.00	50.00	40.00	45.00	52.07
	Chirayinkeezhu	37.50	32.50	40.00	40.00	40.00	50.00	60.00	35.00	36.00	25.00	22.50	32.50	37.58
	Nedumangadu	37.50	40.00	45.00	45.00	45.00	70.00	70.00	50.00	28.00	19.00	15.00	40.00	42.04
	Neyyattinkara	35.00	47.50	32.50	37.50	50.00	45.00	62.50	65.00	40.00	40.00	30.00	25.00	42.50
Kollam	Kollam	25.00	40.00	27.50	30.00	50.00	45.00	55.00	67.50	45.00	35.00	30.00	30.00	40.00
	Kottarakkara	20.00	35.00	25.00	25.00	55.00	60.00	60.00	60.00	55.00	55.00	52.50	37.50	45.00
	Karunagappally	22.50	25.00	25.00	30.00	50.00	80.00	70.00	55.00	45.00	30.00	30.00	27.50	40.83
	Kunnathur	25.00	25.00	19.00	22.50	50.00	55.00	55.00	65.00	62.50	55.00	60.00	40.00	43.79
	Pathanapuram	25.00	30.00	27.50	25.00	47.50	50.00	50.00	55.00	45.00	40.00	30.00	25.00	36.07
Pathanamthitta	Kozhanchery	17.50	40.00	30.00	35.00	50.00	87.50	80.00	35.00	30.00	32.50	35.00	45.00	43.13
	Addor	30.00	42.50	46.00	50.00	62.50	70.00	75.00	62.50	40.00	40.00	42.50	45.00	50.50
	Thiruvalla	25.00	35.00	42.50	45.00	52.50	45.00	60.00	40.00	35.00	30.00	30.00	30.00	38.46
	Mallappally	20.00	27.50	35.00	42.50	45.00	50.00	47.50	47.50	45.00	42.50	40.00	40.00	40.71
	Ranni	38.00	42.50	42.00	48.00	47.50	48.00	49.00	50.00	50.00	50.00	47.50	55.00	47.29
Alappuzha	Karthikappally	27.50	35.00	31.00	42.50	35.00	35.00	35.00	32.50	45.00	45.00	45.00	45.00	37.79
	Mavelikkara	22.00	15.00	-	-	35.00	38.00	-	35.00	-	12.00	15.00	18.00	23.75
	Chengannur	30.00	42.50	45.00	45.00	57.50	80.00	80.00	55.00	35.00	30.00	37.50	35.00	46.6
	Kuttanadu	20.00	25.00	20.00	20.00	30.00	40.00	55.00	50.00	50.00	50.00	50.00	50.00	38.33
	Ambalappuzha	20.00	22.50	16.00	16.00	17.00	-	21.50	25.00	25.00	18.00	20.00	20.00	20.29
	Cherthala	13.50	22.50	20.00	20.00	30.00	60.00	60.00	42.50	30.00	30.00	30.00	30.00	32.38

Areca nut (Ripe) (Contd..)

District	Taluk	Jan	Feb	Mar	Apr	May	June	July	Aug	Sept	Oct	Nov	Dec	Average
1	2	3	4	5	6	7	8	9	10	11	12	13	14	15
Kottayam	Changanassery	32.50	35.00	40.00	52.50	67.50	67.50	75.00	62.50	52.50	35.00	42.50	32.50	49.58
	Kottayam	32.50	37.50	45.00	45.00	45.00	65.00	75.00	65.00	60.00	40.00	27.50	27.50	47.08
	Meenachil	45.00	45.00	43.00	47.00	50.00	55.00	70.00	60.00	45.00	35.00	35.00	32.50	46.88
	Vaikom	27.50	45.00	50.00	47.50	45.00	65.00	70.00	62.50	37.50	35.00	27.50	27.50	43.65
	Kanjirappally	35.00	50.00	60.00	60.00	57.50	-	-	-	-	-	-	-	52.50
Idukki	Thodupuzha	45.00	50.00	50.00	50.00	50.00	50.00	50.00	45.00	43.50	37.50	30.00	30.00	44.25
	Devikulam	30.00	30.00	30.00	32.50	30.00	30.00	30.00	37.50	35.00	27.50	30.00	30.00	31.04
	Perrumedu	35.00	34.00	31.00	30.00	30.00	50.00	50.00	-	-	-	35.00	35.00	36.67
	Udumbanchola	-	40.00	40.00	37.50	42.50	52.50	60.00	60.00	-	-	-	-	44.06
Ernakulam	Kanayanoor	30.00	32.50	42.50	40.00	42.50	50.00	55.00	-	-	-	47.50	40.00	42.22
	Kochi	30.00	37.50	40.00	40.00	42.50	47.50	47.50	45.00	40.00	40.00	47.50	50.00	43.21
	Paravoor	30.00	35.00	32.50	35.00	40.00	-	-	-	35.00	25.00	35.00	35.00	33.86
	Aluva	30.00	35.00	35.00	35.00	42.50	45.00	55.00	55.00	42.50	37.50	42.50	35.00	40.83
	Kunnathunadu	30.00	37.50	35.00	32.50	42.50	65.00	45.00	42.50	30.00	30.00	35.00	37.50	38.54
	Muvattupuzha	30.00	32.50	32.50	37.50	45.00	50.00	37.50	35.00	35.00	35.00	35.00	35.00	36.67
	Kothamangalam	22.00	29.00	30.00	32.50	42.50	50.00	55.00	55.00	42.50	37.50	32.50	30.00	38.21
Thrissur	Thrissur	37.50	42.50	50.00	50.00	50.00	50.00	50.00	52.50	35.00	35.00	30.00	75.00	46.46
	Mukundapuram	30.00	32.50	35.00	35.00	42.50	40.00	42.50	35.00	30.00	27.50	27.50	27.50	34.23
	Thalappilli	35.00	42.50	42.50	47.50	57.50	54.00	58.50	57.50	52.50	41.50	35.00	45.00	48.40
	Chavakkadu	30.00	35.00	35.00	35.00	40.00	40.00	35.00	30.00	30.00	30.00	30.00	32.50	33.54
	Kodungallur	47.50	50.00	50.00	55.00	55.00	60.00	70.00	70.00	42.50	40.00	40.00	40.00	51.25

Areca nut (Ripe) (Contd..)

District	Taluk	Jan	Feb	Mar	Apr	May	June	July	Aug	Sept	Oct	Nov	Dec	Average
I	2	3	4	5	6	7	8	9	10	11	12	13	14	15
Palakkad	Chittur	30.00	30.00	30.00	32.50	40.00	36.00	50.00	40.00	37.50	42.50	40.00	40.00	37.19
	Palakkadu	27.50	30.00	29.00	36.00	42.50	44.00	50.00	45.00	35.00	30.00	32.50	35.00	36.38
	Mannarkadu	30.00	30.00	30.00	32.50	37.50	35.00	45.00	30.00	27.50	30.00	32.50	32.50	32.71
	Alathur	30.00	32.50	35.50	38.00	40.00	40.00	50.00	40.00	37.50	47.50	45.00	40.00	39.31
	Ottappalam	29.25	32.50	33.75	39.00	-	-	-	-	27.50	32.50	37.50	37.50	33.69
Malappuram	Ponnani	25.00	25.00	27.50	30.00	-	-	-	25.00	25.00	25.00	25.00	25.00	25.83
	Eranadu	29.58	30.00	30.50	30.38	30.75	-	53.00	31.50	24.50	23.13	27.00	24.50	30.15
	Perunthalmanna	29.00	30.00	30.00	30.00	31.50	35.00	-	28.00	26.00	27.50	28.00	28.50	28.09
	Thirur	31.00	30.00	30.50	32.00	-	-	-	22.00	22.00	22.00	22.00	24.00	25.75
	Nilampur	29.83	30.00	30.50	30.63	31.00	-	47.00	34.50	24.50	22.50	27.13	24.25	29.97
	Thirurangadi	32.50	30.00	31.50	32.00	-	-	-	22.50	23.00	23.00	23.00	25.00	26.55
Kozhikode	Kozhikode	30.00	31.50	35.50	45.00	45.00	45.00	47.50	35.00	32.50	28.00	28.00	31.00	36.85
	Quilandy	20.00	22.00	22.50	25.00	22.50	20.00	18.00	35.00	35.00	27.00	24.00	27.50	24.88
	Vadakara	21.50	22.50	23.00	23.00	40.00	35.00	34.50	30.00	30.00	30.00	31.00	35.00	29.63
Wayanad	Sulthanbatherri	30.00	25.00	25.00	27.50	35.00	35.00	50.00	27.50	25.00	21.00	20.00	20.00	28.42
	Mananthavadi	33.50	35.00	32.50	32.50	40.00	41.00	-	33.00	33.00	37.50	32.00	32.00	34.73
	Vaithiri	26.50	29.00	30.00	35.00	38.50	47.00	46.00	43.00	47.50	45.00	40.00	42.50	39.17
Kannur	Thalassery	27.00	33.00	33.00	37.50	42.50	47.50	50.00	32.50	30.00	26.00	25.00	29.00	34.42
	Kannur	31.00	35.00	35.50	36.50	40.00	46.00	47.00	44.00	38.00	37.00	31.00	30.50	37.63
	Thaliparamba	38.00	38.00	39.00	40.00	40.00	40.00	40.00	40.00	35.00	35.00	35.00	35.00	37.92
Kasaragod	Kasaragod	41.00	41.00	40.00	40.00	45.00	50.00	50.00	-	45.00	50.00	50.00	50.00	45.54
	Hosdurg	40.00	42.50	45.00	45.00	45.00	45.00	-	65.00	45.00	34.50	35.00	35.00	42.67
	State Average	29.16	33.93	34.79	37.11	43.03	50.21	53.39	45.28	37.69	34.15	33.74	34.70	38.41

Name of Commodity: Arecanut (Tender)

Rs/Qtl

District	Taluk	Jan	Feb	Mar	Apr	May	June	July	Aug	Sept	Oct	Nov	Dec	Average
1	2	3	4	5	6	7	8	9	10	11	12	13	14	15
Trivandrum	Trivandrum	-	-	-	-	-	-	-	-	-	600.00	500.00	-	550.00
	Nedumangadu	-	600.00	-	-	-	-	-	-	-	-	-	-	600.00
Kollam	Kunnathur	-	-	-	-	-	-	-	-	-	-	-	1800.00	1800.00
Pathanamthitta	Kozhanchery	-	-	-	-	2000.00	2100.00	2050.00	2125.00	2050.00	2100.00	-	-	2075.00
	Addor	-	-	-	-	-	-	-	2000.00	2000.00	-	-	-	2000.00
	Thiruvalla	1550.00	1650.00	1700.00	1750.00	1850.00	1800.00	1900.00	1750.00	1675.00	1600.00	1625.00	1650.00	1703.85
	Mallappally	-	-	-	-	-	1800.00	1775.00	1775.00	1725.00	1690.00	1650.00	-	1735.80
	Ranni	-	-	-	-	-	-	1800.00	1825.00	1850.00	1825.00	1825.00	1900.00	1837.50
Alappuzha	Chengannur	-	-	-	-	-	-	-	2400.00	-	-	-	-	2400.00
Kottayam	Changanassery	-	312.50	-	-	-	-	-	-	-	275.00	285.00	-	290.83
	Kanjirappally	-	-	-	-	-	-	-	-	-	300.00	350.00	-	325.00
Idukki	Thodupuzha	-	-	-	-	-	-	-	-	-	-	2150.00	1675.00	1912.50
	Devikulam	2000.00	1900.00	-	-	-	-	-	-	-	-	2200.00	2200.00	2075.00
	Perrumedu	1575.00	-	-	-	-	-	-	1800.00	1800.00	1800.00	1200.00	625.00	1466.67
	Udumbanchola	2000.00	2000.00	2100.00	2150.00	2350.00	-	-	-	-	505.00	565.00	572.50	1593.61
Ernakulam	Kunnathunadu	-	-	-	-	-	-	-	-	-	300.00	400.00	400.00	366.67

Arecanut (Tender) (Contd..)

District	Taluk	Jan	Feb	Mar	Apr	May	June	July	Aug	Sept	Oct	Nov	Dec	Average
1	2	3	4	5	6	7	8	9	10	11	12	13	14	15
Thrissur	Mukundapuram	-	-	-	-	-	-	-	1050.00	1100.00	1100.00		-	1083.33
	Kodungallur	-	-	-	-	-	-	-	2050.00	2050.00	2050.00			2050.00
Kozhikode	Kozhikode	-	-	-	-	-	-	-	2100.00	1325.00	780.00		785.00	1248.50
	Quilandy	-	-	-	-	-	-	-	2400.00	2100.00	2200.00	2000.00	-	2175.00
	Vadakara	-	-	-	-	-	-	-	2200.00	2475.00	2450.00		-	2331.30
Wayanad	Sulthanbatherri	2137.50	2375.00	2550.00	-	-	-	-	2600.00	2450.00	2350.00	2300.00	2400.00	2395.31
	Mananthavadi	2200.00	2150.00	-	-	-	-	-	2450.00	2375.00	2300.00	2212.50	2545.00	2318.90
	Vaithiri	2150.00	2237.50	2350.00	-	-	-	-	-	2425.00	2375.00	2275.00	2350.00	2308.92
	State Average	1944.60	1653.13	2175.00	1950.00	2066.70	1900.00	1881.30	2037.50	1957.10	1477.80	1583.60	1575.20	1561.70

Name of Commodity: Arecanut (Dry) Rs./Qtl

District	Taluk	Jan	Feb	Mar	Apr	May	June	July	Aug	Sept	Oct	Nov	Dec	Average
1	2	3	4	5	6	7	8	9	10	11	12	13	14	15
Idukki	Thodupuzha	3850.00	4700.00	4100.00	4100.00	3950.00	4150.00	4250.00	4000.00	4000.00	3000.00	-	-	4010.00
Thrissur	Thrissur	5000.00	5000.00	4400.00	5500.00	5400.00	4975.00	4225.00	-	-	-	-	-	4928.60
	Mukundapuram	4700.00	4900.00	4500.00	4500.00	4825.00	4500.00	4725.00	4650.00	4100.00	4400.00	4600.00	-	4581.80
	Thalappilli	5050.00	5000.00	4900.00	5150.00	5450.00	5300.00	5000.00	5200.00	4900.00	5050.00	5150.00	-	51.04.50
	Chavakkadu	5250.00	5250.00	5375.00	5125.00	5000.00	5125.00	4875.00	4750.00	4937.50	4750.00	4100.00	4500.00	4919.79
	Kodungallur	4400.00	4500.00	4150.00	5000.00	4500.00	3500.00	4450.00	4500.00	4425.00	4450.00	4500.00	-	4397.72
Palakkad	Mannarkadu	4600.00	5000.00	4900.00	5100.00	5000.00	4850.00	4800.00	4800.00	4800.00	5000.00	5000.00	5000.00	4904.10
	Alathur	-	-	-	-	-	-	4600.00	4700.00	4800.00	5000.00	4900.00	5000.00	4833.30
Kozhikode	Kozhikode	5450.00	5400.00	5400.00	5275.00	5150.00	4850.00	-	4725.00	4650.00	4900.00	5125.00	-	5092.60
	Quilandy	4300.00	4600.00	4700.00	4500.00	4500.00	4650.00	4550.00	4600.00	4500.00	-	-	-	4544.40
	Vadakara	3900.00	4200.00	4925.00	4955.00	4800.00	-	4425.00	4500.00	4175.00	4175.00	3800.00	-	4386.50
Kannur	Thalassery	-	5000.00	5000.00	-	-	4600.00	4600.00	-	4625.00	4900.00	5025.00	4650.00	4800.00
Kasaragod	Kasaragod	-	5650.00	5650.00	5500.00	5475.00	5000.00	5000.00	-	5700.00	-	-	-	5425.00
	Hosdurg	5700.00	5525.00	5375.00	5550.00	5450.00	5100.00	5250.00	5400.00	5600.00	5450.00	6650.00	6500.00	5629.20
	State Average	4745.50	4978.80	4875.00	5021.33	4958.30	4716.60	4673.10	5147.70	4708.70	4643.20	4885.00	5130.00	5114.10

Name of Commodity: Groundnut

Rs./Qtl

District	Taluk	Jan	Feb	Mar	Apr	May	June	July	Aug	Sept	Oct	Nov	Dec	Average
1	2	3	4	5	6	7	8	9	10	11	12	13	14	15
Palakkad	Chittur	750.00	-	700.00	500.00	800.00	800.00	900.00	900.00	925.00	900.00	950.00	1000.00	860.42
	Palakkadu	700.00	-	-	-	-	-	-	1000.00	950.00	900.00	885.00	880.00	885.83
	Mannarkadu	-	-	-	-	-	-	-	800.00	800.00	800.00	-	-	800.00
	State Average	725.00	-	700.00	3150.00	800.00	800.00	900.00	900.00	891.67	866.67	917.50	940.00	848.75

Name of Commodity: Sugar Cane

RS/Qtl

District	Taluk	Jan	Feb	Mar	Apr	May	June	July	Aug	Sept	Oct	Nov	Dec	Average
1	2	3	4	5	6	7	8	9	10	11	12	13	14	15
Pathanamthitta	Kozhanchery	825.00	800.00	800.00	-	-	-	-	-	-	-	-	-	808.33
	Thiruvalla	775.00	800.00	800.00	-	-	-	-	-	-	-	1900.00	1725.00	1287.50
Idukki	Devikulam	900.00	900.00	900.00	900.00	900.00	950.00	950.00	950.00	950.00	950.00	950.00	950.00	929.17
	Perrumedu	-	-	1000.00	1050.00	-	-	-	-	-	-	-	-	1025.00
Palakkad	Chittur	500.00	-	-	-	-	-	-	-	-	-	-	600.00	550.00
	Palakkad	-	-	-	-	-	-	-	-	-	-	-	600.00	600.00
	State Average	750.00	833.33	875.00	975.00	900.00	950.00	950.00	950.00	950.00	950.00	1425.00	968.75	1550.00

Name of Commodity: Cashew Nut

Rs./Ql

District	Taluk	Jan	Feb	Mar	Apr	May	June	July	Aug	Sept	Oct	Nov	Dec	Average
1	2	3	4	5	6	7	8	9	10	11	12	13	14	15
Trivandrum	Trivandrum	3000.00	-	-	-	-	-	-	-	-	-	-	-	3000.00
	Chirayinkeezhu	-	-	3200.00	2850.00	2500.00	-	-	-	-	-	-	-	2850.00
	Nedumangadu	3000.00	3000.00	3100.00	3000.00	2100.00	1800.00	-	-	-	-	-	-	2666.67
	Neyyattinkara	-	3200.00	3250.00	2650.00	2000.00	1600.00	-	-	-	-	-	-	2540.00
Kollam	Kollam	-	-	3150.00	3250.00	-	-	-	-	-	-	-	-	3200.00
	Kottarakkara	3000.00	3150.00	3150.00	3000.00	1800.00	-	-	-	-	-	-	-	2820.00
	Karunagappally	-	-	3200.00	2850.00	-	-	-	-	-	-	-	-	3025.00
	Kunnathur	3000.00	3000.00	3100.00	2750.00	1750.00	-	-	-	-	-	-	-	2783.33
	Pathanapuram	-	-	3200.00	3200.00	-	-	-	-	-	-	-	-	3200.00
Pathanamthitta	Kozhanchery	3000.00	-	3050.00	2750.00	2500.00	-	-	-	-	-	-	-	2825.00
	Adoor	3000.00	3150.00	2950.00	2790.00	2300.00	-	-	-	-	-	-	-	2838.00
	Thiruvalla	-	3200.00	2700.00	2950.00	2750.00	-	-	-	-	-	-	-	2900.00
	Mallappally	-	3000.00	2900.00	2550.00	1850.00	-	-	-	-	-	-	-	2575.00
	Ranni	3100.00	3175.00	3200.00	3050.00	2900.00	-	-	-	-	-	-	-	3085.00
Alappuzha	Karthikappally	-	2800.00	2950.00	3100.00	-	-	-	-	-	-	-	-	2950.00
	Mavelikkara	-	-	3300.00	3350.00	-	-	-	-	-	-	-	-	3325.00
	Chengannur	2800.00	3000.00	2800.00	2800.00	1875.00	-	-	-	-	-	-	-	2679.17
	Ambalappuzha	-	-	2650.00	2600.00	2600.00	-	-	-	-	-	-	-	2616.67
	Cherthala	2800.00	2900.00	2800.00	2650.00	-	-	-	-	-	-	-	-	2787.50

Cashew nut (Contd..)

District	Taluk	Jan	Feb	Mar	Apr	May	June	July	Aug	Sept	Oct	Nov	Dec	Average
1	2	3	4	5	6	7	8	9	10	11	12	13	14	15
Kottayam	Changanassery	-	-	-	2700.00	2250.00	-	-	-	-	-	-	-	2475.00
	Kottayam	-	-	3000.00	2625.00	2700.00	-	-	-	-	-	-	-	2775.00
	Meenachil	3000.00	3050.00	3000.00	2750.00	2700.00	-	-	-	-	-	-	-	2900.00
	Vaikom	-	3100.00	3100.00	2750.00	2350.00	-	-	-	-	-	-	-	2825.00
	Kanjirappally	-	-	2800.00	2900.00	2500.00	-	-	-	-	-	-	-	2733.33
Idukki	Thodupuzha	-	3100.00	3300.00	2800.00	-	-	-	-	-	-	-	-	3066.67
	Devikulam	-	-	3200.00	2950.00	2450.00	2200.00	-	-	-	-	-	-	2700.00
	Perrumedu	-	-	3050.00	3000.00	2700.00	2500.00	-	-	-	-	-	-	2812.50
	Kanayanoor	-	3000.00	3000.00	2900.00	2600.00	2000.00	-	-	-	-	-	-	2700.00
	Paravoor	-	-	2800.00	2800.00	2700.00	-	-	-	-	-	-	-	2766.67
Ernakulam	Kunnathunadu	-	2800.00	2800.00	2800.00	2650.00	-	-	-	-	-	-	-	2762.50
	Muvattupuzha	-	-	3200.00	3200.00	2600.00	-	-	-	-	-	-	-	3000.00
	Kothamangalam	-	-	-	-	2600.00	-	-	-	-	-	-	-	2600.00
	Thrissur	-	3150.00	3150.00	3050.00	2700.00	-	-	-	-	-	-	-	3012.50
	Mukundapuram	-	3225.00	3100.00	2950.00	2900.00	-	-	-	-	-	-	-	3043.75
Thalappilli		3200.00	3250.00	3175.00	3025.00	1750.00	2000.00	-	-	-	-	-	3500.00	2807.50
	Kodungallur	3300.00	3300.00	3150.00	2950.00	1300.00	-	-	-	-	-	-	-	2858.33

Cashew nut (Contd..)

District	Taluk	Jan	Feb	Mar	Apr	May	June	July	Aug	Sept	Oct	Nov	Dec	Average
1	2	3	4	5	6	7	8	9	10	11	12	13	14	15
Palakkad	Chittur	-	3100.00	3150.00	3100.00	2825.00	3500.00	-	-	-	-	-	-	3135.00
	Palakkadu	-	3200.00	3237.50	3162.50	2900.00	2800.00	-	-	-	-	-	-	3060.00
	Mannarkadu	-	3000.00	3050.00	3050.00	2400.00	-	-	-	-	-	-	-	2875.00
	Alathur	-	3100.00	3100.00	3075.00	2800.00	-	-	-	-	-	-	-	3018.75
	Ottappalam	-	3150.00	3225.00	3175.00	1900.00	-	-	-	-	-	-	-	2862.50
Malappuram	Ponnani	3250.00	3000.00	3000.00	3000.00	2000.00	-	-	-	-	-	-	-	2708.33
	Eranadu	-	3300.00	3287.50	3050.00	2000.00	-	-	-	-	-	-	-	2909.38
	Perunthalmanna	3000.00	3200.00	3200.00	3075.00	2200.00	-	-	-	-	-	-	-	2935.00
	Thirur	3200.00	3200.00	3200.00	3075.00	2500.00	-	-	-	-	-	-	-	3035.00
	Nilampur	-	3300.00	3250.00	3087.50	-	-	-	-	-	-	-	-	3181.25
	Thirurangadi	-	3200.00	3200.00	3075.00	2500.00	-	-	-	-	-	-	-	2993.75
Kozhikode	Kozhikode	3050.00	3150.00	3200.00	3025.00	1400.00	-	-	-	-	-	-	-	2765.00
	Quilandy	-	2800.00	3200.00	3100.00	1200.00	-	-	-	-	-	-	-	2575.00
	Vadakara	-	3400.00	3250.00	3000.00	1100.00	-	-	-	-	-	-	-	2687.50
Wayanad	Sulthanbatherni	-	-	2900.00	2800.00	-	-	-	-	-	-	-	-	2850.00
	Mananthavadi	-	3000.00	3100.00	3150.00	1800.00	-	-	-	-	-	-	-	2762.50
	Vaithiri	-	-	-	3000.00	1850.00	-	-	-	-	-	-	-	2425.00
Kannur	Thalassery	3450.00	3337.50	3387.50	3287.50	1800.00	-	-	-	-	-	-	-	3052.50
	Kannur	-	3375.00	3325.00	3200.00	2400.00	-	-	-	-	-	-	-	3075.00
	Thaliparamba	3325.00	3325.00	3250.00	3125.00	1700.00	-	-	-	-	-	-	-	2945.00
Kasargod	Kasargod	-	3050.00	2950.00	3000.00	2850.00	-	-	-	-	-	-	-	2970.00
	Hosdurg	-	3200.00	3300.00	3225.00	2400.00	-	-	-	-	-	-	-	3031.25
State Average		3081.94	3123.44	3096.99	2966.56	2268.75	2300.00	-	-	-	-	-	3500.00	2868.24

Name of Commodity: Black Pepper Rs/Qu

District	Taluk	Jan	Feb	Mar	Apr	May	June	July	Aug	Sept	Oct	Nov	Dec	Average
1	2	3	4	5	6	7	8	9	10	11	12	13	14	15
Trivandrum	Trivandrum	6350	6100	6100	6260	-	-	-	6000	5000	5050	6000	5050	5723.64
	Chirayinkeezhu	5950	6200	6750	6225	6350	6500	6150	6125	5550	5200	5200	5950	6012.50
	Nedumangadu	6000	6150	6850	6750	6100	6250	6100	6000	5500	5300	5000	5500	5958.33
Kollam	Kollam	-	-	-	-	-	-	-	-	-	-	-	5000	5000.00
	Kottarakkara	6850	6550	6850	6950	6900	6850	6800	6650	6250	5750	5600	6300	6525.00
	Kunnathur	-	-	-	-	-	-	-	-	6225	-	6000	6400	6208.33
	Pathanapuram	6000	6000	-	-	-	-	-	-	-	-	-	6200	6100.00
Pathanamthitta	Kozhanchery	6500	6600	7300	6900	7000	6850	6750	6350	6050	-	-	6200	6650.00
	Addor	6700	6550	7150	6950	6950	6950	6850	6400	6100	5950	5300	5800	6470.83
	Thiruvalla	6450	6500	6650	6850	7000	6750	6725	6650	5900	5750	5700	6250	6417.31
	Mallappally	6850	6750	7400	7050	6900	6900	6900	6450	6200	6100	5850	5950	6582.14
	Ranni	7300	6400	6900	6300	7000	6900	6800	6525	6175	6100	5975	6100	6539.58
Alappuzha	Karthika ppally	7500	7000	7000	8000	7000	7050	7100	7100	7100	5800	5500	6000	6845.83
	Mavelikkara	-	-	-	-	6500	-	-	-	-	-	-	-	6500.00
	Chengannur	7100	6600	6900	7100	7200	6950	6900	6600	6200	6250	6500	6400	6714.29
Kottayam	Changanassery	6750	6550	7000	7000	7100	7000	6800	6450	6175	5950	5800	6100	6556.25
	Kottayam	6550	6450	6975	7000	6975	6650	6700	6450	6050	5750	5500	6100	6430.77
	Meenachil	6750	6650	7200	6950	6900	6850	6750	6450	6100	5775	5700	6250	6527.08
	Vaikom	6850	6550	7200	7000	7000	7000	6700	6400	6100	5825	5650	6150	6505.77
	Kanjirappally	6800	6450	7250	6950	7100	6850	6800	6400	6100	5850	5800	6150	6541.67

Black Pepper (Contd..)

District	Taluk	Jan	Feb	Mar	Apr	May	June	July	Aug	Sept	Oct	Nov	Dec	Average
1	2	3	4	5	6	7	8	9	10	11	12	13	14	15
Idukki	Thodupuzha	6700	6550	6900	6800	6750	6825	6650	6800	6550	6350	5900	5800	6547.92
	Devikulam	6850	6550	7150	7300	6800	6725	6775	6600	6250	6100	5725	6575	6616.67
	Perrumedu	6750	6400	6850	6550	7000	7000	6800	6450	6000	5800	5700	6250	6462.50
	Udumbanchola	6550	6500	6350	6550	6725	6863	6650	6350	6200	5850	5650	6550	6395.19
Ernakulam	Kanayanoor	6800	6300	6950	6600	6450	6900	6850	6450	6100	5900	5850	6100	6437.50
	Paravoor	6750	6300	6900	6450	6500	6500	6550	-	-	-	-	6500	6556.25
	Aluva	6700	6250	6900	6625	6500	6700	6750	6600	6050	5800	5900	6150	6410.42
	Kunnathunadu	6350	6300	6800	6550	6500	6800	6850	6700	-	-	5900	6200	6495.00
	Muvattupuzha	6750	6200	6900	6550	6400	7000	6800	6650	6050	5900	5800	6150	6429.17
	Kothamangalam	6700	6200	6850	6450	6400	6300	6750	6400	6050	5800	5650	6100	6304.17
Thrissur	Thrissur	6750	6400	7150	7200	7200	6950	6700	6600	6000	6000	5850	5900	6558.33
	Mukundapuram	6200	6200	6950	6900	6700	6700	6625	6500	6000	5900	5800	6000	6398.08
	Thalappilli	6300	6300	6950	6850	6900	6725	6725	6450	6100	5950	5700	6200	6467.50
	Chavakkadu	6700	6550	7250	6950	7000	6875	6300	6550	6150	5900	5800	6000	6543.75
	Kodungallur	6600	6450	7150	7300	6900	6850	6650	6550	6000	5800	5800	6200	6526.47
Palakkad	Chittur	6500	6450	6900	7000	6900	7000	6850	6450	6000	6000	-	-	6627.27
	Palakkad	6650	6550	6850	7025	6900	6950	6750	6450	6050	5725	5500	5250	6387.50
	Mannarkadu	6700	6450	6950	6950	6700	6650	6550	6450	6100	5800	5600	6300	6433.33
	Alathur	6600	6600	6750	6900	6950	7000	6750	6400	6100	5700	5500	6250	6480.77
	Ottappalam	6550	6550	6950	7000	6900	6975	6800	6500	6100	5850	5600	6100	6513.46

Black Pepper (Contd..)

District	Taluk	Jan	Feb	Mar	Apr	May	June	July	Aug	Sept	Oct	Nov	Dec	Average
1	2	3	4	5	6	7	8	9	10	11	12	13	14	15
Malappuram	Ponnani	6700	6500	6900	6850	6700	6850	-	-	-	-	-	-	6742.86
	Ernadu	6800	6800	7250	7050	7000	6850	6750	6550	6100	5850	5800	6125	6551.79
	Perunthalmanna	7000	6500	7200	7100	7000	6800	6850	6650	6150	5950	5850	6275	6610.42
	Thirur	6800	6500	6100	6900	6850	7000	6625	6400	6050	6100	6100	6125	6434.62
	Nilampur	6700	6600	7150	6900	7000	6750	-	6400	6150	5850	5800	6100	6433.33
	Thirurangadi	6800	6600	6200	6900	7000	7000	6700	6400	6100	6100	6100	6150	6473.08
Kozhikode	Kozhikode	6750	6600	6750	7000	6950	6900	6675	6550	6125	5700	5650	6100	6511.54
	Quilandy	6000	6000	6500	7050	7050	7000	6750	6450	6250	5550	5750	6050	6366.67
	Vadakara	6500	6450	6525	6750	6875	6650	6300	6450	6100	5650	5700	5800	6312.50
Wayanad	Sulthanbatherry	7750	7450	7950	7675	7775	7750	7350	7000	6850	6450	6750	7350	7341.67
	Mananthavadi	7700	7450	8050	7600	7800	7750	7275	7000	6450	6300	6525	7063	7246.88
	Vaithiri	7500	7400	7725	7625	7550	7750	7450	7050	6700	6450	6450	7300	7245.83
Kannur	Thalassery	6700	6400	7200	7050	6950	7000	6350	6350	6000	5750	5650	6200	6466.67
	Kannur	6500	6450	7350	6900	7000	6900	6600	6300	6000	5750	5500	6200	6454.17
	Thaliparamba	6675	6550	7225	7175	7100	6925	6700	6450	6050	5800	5750	6375	6564.58
Kasaragod	Kasaragod	6250	6450	6700	6850	6950	6900	6800	-	-	-	-	7200	6772.22
	Hosdurg	6600	6450	7025	6850	6950	6850	-	6300	6000	6150	5825	6150	6468.18
	State Average	6638	6505	6975	6924	6897	6889	6747	6504	6114	5873	5786	6166	6474.25

Name of Commodity : Tapioca

Rs/Qtl

District	Taluk	Jan	Feb	Mar	Apr	May	June	July	Aug	Sept	Oct	Nov	Dec	Average
1	2	3	4	5	6	7	8	9	10	11	12	13	14	15
Trivandrum	Trivandrum	475.00	450.00	450.00	500.00	400.00	475.00	500.00	450.00	400.00	475.00	500.00	500.00	469.64
	Chirayinkeezhu	425.00	500.00	500.00	500.00	500.00	375.00	400.00	400.00	425.00	425.00	450.00	450.00	445.83
	Nedumangadu	400.00	400.00	400.00	400.00	350.00	312.50	300.00	300.00	300.00	300.00	325.00	325.00	342.71
	Neyyattinkara	325.00	350.00	350.00	350.00	350.00	325.00	325.00	325.00	275.00	275.00	300.00	350.00	325.00
Kollam	Kollam	350.00	350.00	287.50	-	350.00	350.00	300.00	350.00	350.00	425.00	450.00	400.00	360.23
	Kottarakkara	350.00	300.00	312.50	322.50	325.00	300.00	300.00	310.00	337.50	350.00	375.00	400.00	331.88
	Karunagappally	-	-	325.00	-	-	-	-	-	-	-	-	-	325.00
	Kunnathur	300.00	250.00	275.00	300.00	300.00	300.00	300.00	325.00	350.00	375.00	375.00	400.00	321.43
	Pathanapuram	350.00	350.00	325.00	350.00	350.00	350.00	350.00	350.00	350.00	350.00	350.00	350.00	348.21
Pathanamthitta	Kozhanchery	300.00	300.00	300.00	300.00	300.00	300.00	325.00	300.00	325.00	375.00	400.00	425.00	329.17
	Addor	300.00	300.00	300.00	300.00	300.00	300.00	350.00	312.50	300.00	312.50	337.50	387.50	316.67
	Thiruvalla	400.00	400.00	400.00	400.00	400.00	400.00	400.00	400.00	400.00	400.00	400.00	400.00	400.00
	Mallappally	450.00	450.00	450.00	450.00	450.00	450.00	450.00	450.00	450.00	450.00	450.00	450.00	450.00
	Ranni	525.00	575.00	500.00	550.00	450.00	450.00	450.00	450.00	450.00	450.00	450.00	462.50	480.21
Alappuzha	Karthikappally	350.00	350.00	350.00	350.00	350.00	350.00	350.00	350.00	437.50	450.00	450.00	450.00	387.50
	Mavelikkara	350.00	350.00	350.00	350.00	350.00	350.00	350.00	350.00	350.00	350.00	350.00	350.00	350.00
	Chengannur	400.00	400.00	400.00	400.00	400.00	400.00	400.00	400.00	400.00	400.00	400.00	400.00	400.00
	Kuttanadu	-	-	-	-	-	-	-	-	500.00	500.00	-	500.00	500.00
	Ambaiappuzha	500.00	500.00	450.00	450.00	425.00	400.00	400.00	400.00	400.00	400.00	425.00	425.00	431.25
Kottayam	Changanassery	412.50	450.00	450.00	450.00	450.00	450.00	450.00	425.00	450.00	450.00	450.00	437.50	443.75
	Kottayam	400.00	350.00	375.00	400.00	400.00	325.00	400.00	350.00	350.00	400.00	400.00	425.00	378.85
	Meenachil	350.00	350.00	400.00	400.00	400.00	400.00	400.00	400.00	400.00	400.00	450.00	450.00	400.00
	Vaikom	362.50	375.00	400.00	400.00	375.00	300.00	350.00	350.00	350.00	400.00	400.00	425.00	377.88
	Kanjirappally	375.00	350.00	375.00	350.00	425.00	450.00	425.00	450.00	475.00	500.00	500.00	500.00	431.25

Tapioca (Contd..)

District	Block	Jan	Feb	Mar	Apr	May	June	July	Aug	Sept	Oct	Nov	Dec	Average	
1	2	3	4	5	6	7	8	9	10	11	12	13	14	15	
Malappuram	Chinnampal	300.00	300.00	287.50	312.50	275.00	400.00	400.00	400.00	400.00	400.00	400.00	400.00	400.00	356.25
	Chinnampal	300.00	300.00	300.00	300.00	312.50	325.00	325.00	337.50	325.00	375.00	450.00	450.00	450.00	341.67
	Chinnampal	357.50	400.00	400.00	400.00	425.00	450.00	450.00	450.00	450.00	450.00	450.00	450.00	450.00	430.21
	Chinnampal	437.50	450.00	450.00	450.00	462.50	475.00	450.00	450.00	425.00	375.00	400.00	425.00	450.00	438.46
	Chinnampal	400.00	400.00	425.00	450.00	400.00	350.00	375.00	375.00	375.00	400.00	400.00	450.00	425.00	404.17
Ernakulam	Patayam	400.00	400.00	-	-	400.00	-	450.00	450.00	450.00	450.00	450.00	450.00	450.00	436.36
	Patayam	350.00	350.00	350.00	350.00	350.00	350.00	400.00	400.00	375.00	375.00	400.00	400.00	370.83	
	Patayam	350.00	350.00	350.00	350.00	325.00	300.00	325.00	350.00	350.00	300.00	375.00	350.00	339.58	
	Patayam	325.00	350.00	400.00	400.00	375.00	350.00	400.00	375.00	400.00	375.00	400.00	425.00	381.25	
	Patayam	350.00	362.50	400.00	400.00	375.00	400.00	350.00	400.00	450.00	400.00	400.00	400.00	390.63	
Thiruvananthapuram	Thiruvananthapuram	500.00	475.00	500.00	500.00	500.00	500.00	500.00	500.00	417.50	400.00	425.00	450.00	472.29	
	Thiruvananthapuram	400.00	450.00	450.00	450.00	425.00	400.00	400.00	450.00	400.00	450.00	450.00	450.00	428.85	
	Thiruvananthapuram	400.00	375.00	400.00	400.00	400.00	450.00	400.00	400.00	400.00	400.00	400.00	400.00	402.50	
	Thiruvananthapuram	400.00	400.00	400.00	400.00	350.00	390.00	350.00	350.00	350.00	300.00	300.00	300.00	389.71	
	Thiruvananthapuram	400.00	400.00	400.00	400.00	400.00	400.00	350.00	350.00	350.00	350.00	380.00	440.00	385.00	
Malappuram	Malappuram	350.00	350.00	350.00	350.00	350.00	350.00	350.00	350.00	350.00	350.00	350.00	350.00	350.00	
	Malappuram	320.00	315.00	315.00	332.50	337.50	350.00	300.00	300.00	340.00	350.00	400.00	350.00	331.54	
	Malappuram	367.50	387.50	405.00	400.00	385.00	362.50	350.00	350.00	350.00	300.00	300.00	375.00	367.88	
	Malappuram	352.50	355.00	365.00	365.00	357.50	392.50	380.00	370.00	367.50	360.00	375.00	360.00	366.61	
	Malappuram	312.50	350.00	360.00	380.00	352.50	350.00	350.00	350.00	350.00	375.00	375.00	375.00	356.67	
Thiruvananthapuram	Thiruvananthapuram	350.00	350.00	350.00	350.00	350.00	350.00	350.00	350.00	350.00	350.00	350.00	350.00	350.00	
	Thiruvananthapuram	347.50	350.00	360.00	360.00	352.50	387.50	377.50	370.00	375.00	360.00	375.00	360.00	364.17	
	Thiruvananthapuram	350.00	350.00	350.00	350.00	350.00	350.00	350.00	350.00	350.00	350.00	350.00	350.00	350.00	
	Thiruvananthapuram	350.00	350.00	350.00	350.00	350.00	350.00	350.00	350.00	350.00	350.00	350.00	350.00	350.00	
	Thiruvananthapuram	350.00	350.00	350.00	350.00	350.00	350.00	350.00	350.00	350.00	350.00	350.00	350.00	350.00	

Tapioca (Contd.)

District	Taluk	Jan	Feb	Mar	Apr	May	June	July	Aug	Sept	Oct	Nov	Dec	Average
1	2	3	4	5	6	7	8	9	10	11	12	13	14	15
Kozhikode	Kozhikode	350.00	350.00	362.50	387.50	400.00	375.00	375.00	400.00	350.00	350.00	400.00	400.00	375.00
	Quilandy	425.00	425.00	450.00	450.00	450.00	450.00	450.00	450.00	437.50	450.00	450.00	450.00	444.79
	Vadakara	450.00	450.00	450.00	450.00	400.00	400.00	400.00	400.00	400.00	400.00	425.00	400.00	418.75
Wayanad	Sulthanbatherri	337.50	325.00	325.00	325.00	325.00	275.00	262.50	250.00	250.00	250.00	325.00	325.00	297.92
	Mananthavadi	350.00	325.00	300.00	300.00	300.00	300.00	287.50	300.00	300.00	325.00	387.50	400.00	322.92
	Vaithiri	350.00	350.00	350.00	350.00	325.00	250.00	250.00	250.00	250.00	275.00	325.00	350.00	306.25
Kannur	Thalassery	425.00	425.00	425.00	425.00	437.50	450.00	450.00	450.00	450.00	450.00	450.00	450.00	440.63
	Kannur	500.00	500.00	500.00	500.00	500.00	500.00	500.00	500.00	500.00	500.00	500.00	500.00	500.00
	Thaliparamba	475.00	462.50	475.00	475.00	475.00	480.00	485.00	500.00	500.00	500.00	500.00	500.00	485.63
Kasaragod	Kasaragod	462.50	375.00	350.00	400.00	400.00	400.00	425.00	475.00	400.00	400.00	400.00	400.00	406.25
	Hostlurg	400.00	400.00	400.00	425.00	450.00	450.00	450.00	500.00	450.00	475.00	450.00	500.00	446.15
	State Average	382.89	382.59	383.86	392.73	383.55	378.75	381.45	383.77	383.41	389.78	405.79	411.59	389.11

Name of Commodity: Banana

Rs/Qtl

District	Taluk	Jan	Feb	Mar	Apr	May	June	July	Aug	Sept	Oct	Nov	Dec	Average
1	2	3	4	5	6	7	8	9	10	11	12	13	14	15
Trivandrum	Trivandrum	1700.00	1500.00	1450.00	1200.00	1400.00	1600.00	1650.00	1800.00	1550.00	1500.00	1350.00	1200.00	1460.71
	Chirayinkeezhu	1350.00	1450.00	1500.00	1400.00	1425.00	1450.00	1600.00	1600.00	1600.00	1575.00	1475.00	1225.00	1470.83
	Nedumangadu	1400.00	1500.00	1500.00	1500.00	1400.00	1550.00	1600.00	1575.00	1300.00	1150.00	1075.00	1150.00	1391.67
	Neyyattinkara	1375.00	1450.00	1500.00	1450.00	1400.00	1400.00	1600.00	1800.00	1600.00	1600.00	1225.00	1300.00	1475.00
Kollam	Kollam	1175.00	1200.00	1275.00	1200.00	1350.00	1412.50	1525.00	1600.00	1500.00	1400.00	1275.00	1100.00	1334.38
	Kottarakkara	1200.00	1200.00	1250.00	1200.00	1250.00	1400.00	1650.00	1650.00	1550.00	1300.00	1150.00	1000.00	1316.67
	Karunagappally	1100.00	1050.00	1100.00	1000.00	1100.00	1400.00	1250.00	1350.00	1250.00	1250.00	1150.00	850.00	1154.17
	Kunnathur	1100.00	1125.00	1175.00	1200.00	1325.00	1500.00	1775.00	1600.00	1375.00	1350.00	1225.00	1050.00	1300.00
	Pathanapuram	1100.00	1100.00	1100.00	1100.00	1150.00	1275.00	1250.00	1450.00	1300.00	1325.00	1200.00	1050.00	1189.29
Pathanamthitta	Kozhanchery	1300.00	1300.00	1300.00	1300.00	1375.00	1650.00	1700.00	1725.00	1425.00	1400.00	1300.00	1150.00	1410.42
	Addor	1300.00	1550.00	1425.00	1450.00	1500.00	1500.00	1625.00	1575.00	1350.00	1200.00	1100.00	1050.00	1385.42
	Thiruvalla	1300.00	1225.00	1025.00	1100.00	1300.00	1375.00	1400.00	1600.00	1425.00	1300.00	1175.00	950.00	1240.38
	Mallappally	1400.00	1400.00	1400.00	1400.00	1500.00	-	-	1700.00	1600.00	1450.00	1250.00	950.00	1363.64
	Ranni	1450.00	1550.00	1400.00	1400.00	1400.00	1775.00	1800.00	1950.00	1700.00	1425.00	1350.00	1150.00	1529.17
Alappuzha	Karthikappally	1050.00	1000.00	825.00	875.00	1000.00	1100.00	1200.00	1550.00	1250.00	1400.00	1500.00	975.00	1130.77
	Mavelikkara	1600.00	1600.00	1625.00	1675.00	1650.00	1650.00	1625.00	1625.00	1650.00	1400.00	1350.00	1250.00	1493.33
	Chengannur	1200.00	1200.00	1200.00	1200.00	1400.00	1800.00	1900.00	1900.00	1750.00	1450.00	1400.00	1150.00	1464.29
	Ambalappuzha	950.00	975.00	1000.00	1050.00	1100.00	1100.00	1100.00	1200.00	1300.00	1100.00	1100.00	1035.00	1075.77
Kottayam	Changanassery	1475.00	1500.00	1500.00	1350.00	1400.00	1700.00	1550.00	1550.00	1675.00	1600.00	1200.00	950.00	1454.17
	Kottayam	1375.00	1362.50	1400.00	1425.00	1575.00	1650.00	1700.00	1675.00	1550.00	1400.00	1150.00	950.00	1452.88
	Meenachil	1400.00	1400.00	1400.00	1400.00	1450.00	1600.00	1650.00	1625.00	1525.00	1400.00	1250.00	900.00	1416.67
	Vaikom	1375.00	1400.00	1400.00	1500.00	1600.00	1700.00	1675.00	1750.00	1650.00	1400.00	1175.00	875.00	1413.46
	Kanjirappally	1350.00	1350.00	1375.00	1400.00	1400.00	1750.00	1725.00	1750.00	1750.00	1550.00	1150.00	925.00	1456.25

Banana (Contd..)

District	Taluk	Jan	Feb	Mar	Apr	May	June	July	Aug	Sept	Oct	Nov	Dec	Average
	2	3	4	5	6	7	8	9	10	11	12	13	14	15
Idukki	Thodupuzha	1150.00	1250.00	1200.00	1300.00	1200.00	1200.00	1200.00	1675.00	1550.00	1325.00	1225.00	1100.00	1281.25
	Devikulam	950.00	990.00	1000.00	1075.00	1225.00	1300.00	1300.00	1475.00	1025.00	1050.00	1000.00	1000.00	1115.83
	Pertumedu	1100.00	1100.00	1100.00	1100.00	1300.00	1500.00	1500.00	1450.00	1450.00	1450.00	1175.00	950.00	1212.50
Ernakulam	Udumbanchola	1000.00	1150.00	1225.00	1200.00	1325.00	1450.00	1525.00	1425.00	1350.00	1250.00	1125.00	875.00	1240.38
	Kanayanoor	1200.00	1200.00	1200.00	1200.00	1225.00	1550.00	1550.00	1650.00	1275.00	1200.00	1150.00	800.00	1266.67
	Paravoor	1150.00	1200.00	1225.00	1200.00	1175.00	1450.00	1450.00	1500.00	1275.00	1275.00	1200.00	900.00	1223.08
Kottayam	Aluva	1050.00	1100.00	1150.00	1050.00	1175.00	1200.00	1375.00	1450.00	1300.00	1250.00	1150.00	950.00	1183.33
	Kannathumadu	1100.00	1200.00	1200.00	1125.00	1150.00	1450.00	1450.00	1450.00	1200.00	1100.00	1050.00	750.00	1185.42
	Mavattupuzha	1150.00	1175.00	1225.00	1125.00	1125.00	1400.00	1450.00	1600.00	1250.00	1200.00	1075.00	825.00	1216.67
Kollam	Kothamangalam	950.00	1025.00	1200.00	1100.00	1150.00	1375.00	1450.00	1350.00	1200.00	1100.00	950.00	750.00	1133.33
	Flussayam	1250.00	1250.00	1150.00	1400.00	1650.00	1550.00	1350.00	1800.00	1000.00	1100.00	1150.00	750.00	1300.00
	Mukundapuram	1225.00	1250.00	1250.00	1250.00	1350.00	1475.00	1500.00	1650.00	1075.00	1200.00	1075.00	775.00	1273.08
Palakkad	Thekkapatti	1050.00	1075.00	1100.00	1250.00	1500.00	1700.00	1750.00	2100.00	1525.00	1250.00	1225.00	925.00	1392.50
	Chavakkadu	1200.00	1300.00	1400.00	1400.00	1400.00	1500.00	1600.00	1775.00	1650.00	1550.00	1550.00	1550.00	1497.92
	Kadangalloor	1200.00	1275.00	1150.00	1300.00	1550.00	1600.00	1650.00	1725.00	1175.00	1275.00	1100.00	825.00	1310.29
Ponnani	Chittur	950.00	1050.00	1100.00	1100.00	1150.00	1400.00	1450.00	1550.00	1350.00	1150.00	1100.00	800.00	1200.00
	Palakkad	1050.00	1225.00	1250.00	1225.00	1250.00	1400.00	1500.00	1500.00	1325.00	1050.00	1025.00	775.00	1214.58
	Mannarkadu	1050.00	1100.00	1000.00	1000.00	1150.00	1250.00	1350.00	1475.00	1150.00	1000.00	900.00	800.00	1102.08
Alathur	Alathur	1075.00	1175.00	1200.00	1200.00	1325.00	1400.00	1700.00	1650.00	1350.00	1125.00	1050.00	775.00	1286.54
	Ottappalam	1125.00	1225.00	1300.00	1337.50	1355.00	1525.00	1500.00	1550.00	1300.00	1100.00	1000.00	700.00	1270.58

Banana (Contd..)

District	Taluk	Jan	Feb	Mar	Apr	May	June	July	Aug	Sept	Oct	Nov	Dec	Average
1	2	3	4	5	6	7	8	9	10	11	12	13	14	15
Malappuram	Ponnani	1050.00	1075.00	1100.00	1100.00	1175.00	1350.00	1450.00	1425.00	1400.00	1325.00	1275.00	900.00	1215.38
	Eranadu	1150.00	1100.00	1175.00	1150.00	1275.00	1425.00	1425.00	1575.00	1125.00	1050.00	1000.00	850.00	1183.93
	Perunthalamanna	1200.00	1200.00	1075.00	1100.00	1275.00	1300.00	1300.00	1400.00	1150.00	1150.00	1100.00	800.00	1170.83
	Thirur	1150.00	1000.00	1050.00	1050.00	1200.00	1225.00	1300.00	1400.00	1350.00	1300.00	1125.00	775.00	1157.69
	Nilampur	1100.00	1050.00	1125.00	1100.00	1225.00	1400.00	1400.00	1525.00	1125.00	1025.00	1000.00	850.00	1150.00
	Thirurangadi	1200.00	1150.00	1200.00	1150.00	1200.00	1225.00	1225.00	1400.00	1400.00	1350.00	1200.00	850.00	1211.54
Kozhikode	Kozhikode	1225.00	1200.00	1200.00	1200.00	1325.00	1400.00	1450.00	1750.00	1350.00	1262.50	1125.00	812.50	1284.62
	Quilandy	1175.00	1212.50	1175.00	1100.00	1150.00	1350.00	1450.00	1550.00	1250.00	1275.00	1075.00	775.00	1211.46
	Vadakara	1250.00	1225.00	1225.00	1300.00	1200.00	1400.00	1525.00	1550.00	1350.00	1275.00	1150.00	825.00	1272.92
Wayanad	Sulthanbathery	1050.00	850.00	800.00	1100.00	1350.00	1350.00	1375.00	1300.00	875.00	875.00	700.00	487.50	1009.38
	Mananthavadi	1050.00	962.50	825.00	1075.00	1275.00	1350.00	1400.00	1350.00	850.00	887.50	745.00	682.50	1037.71
	Vaithiri	1050.00	862.50	775.00	1075.00	1250.00	1400.00	1300.00	1250.00	875.00	875.00	750.00	625.00	1007.29
Kannur	Thalassery	1200.00	1175.00	1050.00	1175.00	1375.00	1250.00	1450.00	1475.00	1150.00	1150.00	975.00	750.00	1181.25
	Kannur	1250.00	1250.00	1100.00	1075.00	1475.00	1350.00	1500.00	1575.00	1325.00	1275.00	1025.00	825.00	1252.08
	Thaliparamba	1275.00	1175.00	990.00	1150.00	1350.00	1300.00	1450.00	1437.50	1225.00	1175.00	1062.50	800.00	1199.17
Kasaragod	Kasaragod	1150.00	1125.00	950.00	1150.00	1175.00	1325.00	1500.00	1525.00	1325.00	1150.00	1075.00	875.00	1187.50
	Hosdurg	1412.50	1350.00	1225.00	1275.00	1350.00	1362.50	1500.00	1450.00	1400.00	1350.00	1150.00	900.00	1298.08
State Average		1198.96	1212.75	1196.50	1217.29	1299.67	1436.86	1497.46	1572.29	1348.75	1256.67	1135.96	916.96	1271.94

Name of Commodity : Plantain Rs/Qtl

District	Taluk	Jan	Feb	Mar	Apr	May	June	July	Aug	Sept	Oct	Nov	Dec	Average
1	2	3	4	5	6	7	8	9	10	11	12	13	14	15
Trivandrum	Trivandrum	1000.00	900.00	1000.00	800.00	825.00	1000.00	950.00	1100.00	850.00	900.00	950.00	800.00	916.07
	Chirayinkeezhu	825.00	850.00	875.00	875.00	850.00	750.00	725.00	750.00	800.00	800.00	825.00	725.00	804.17
	Nedumangadu	1000.00	900.00	1000.00	1000.00	850.00	800.00	800.00	800.00	550.00	500.00	500.00	400.00	758.33
	Neyyattinkara	700.00	700.00	700.00	700.00	700.00	750.00	775.00	800.00	800.00	800.00	800.00	800.00	752.08
Kollam	Kollam	675.00	675.00	650.00	650.00	800.00	900.00	900.00	875.00	775.00	725.00	625.00	500.00	729.17
	Kottarakkara	700.00	675.00	550.00	500.00	600.00	800.00	1000.00	1000.00	1000.00	800.00	800.00	800.00	768.75
	Karunagappally	550.00	500.00	475.00	-	500.00	650.00	700.00	750.00	700.00	650.00	625.00	550.00	604.55
	Kunnathur	550.00	550.00	500.00	500.00	500.00	575.00	725.00	750.00	700.00	800.00	725.00	750.00	642.31
	Pathanapuram	550.00	550.00	500.00	500.00	500.00	600.00	500.00	700.00	650.00	700.00	550.00	500.00	560.71
Pathanamthitta	Kozhanchery	550.00	500.00	500.00	600.00	725.00	775.00	725.00	750.00	725.00	700.00	662.50	675.00	657.29
	Addor	725.00	775.00	750.00	750.00	750.00	725.00	750.00	775.00	800.00	800.00	800.00	800.00	766.67
	Thiruvalla	625.00	650.00	650.00	675.00	675.00	650.00	650.00	650.00	650.00	650.00	650.00	600.00	644.23
	Mallappally	650.00	650.00	700.00	700.00	700.00	700.00	750.00	800.00	775.00	800.00	750.00	700.00	723.21
	Ranni	675.00	750.00	700.00	850.00	800.00	925.00	875.00	800.00	800.00	800.00	750.00	700.00	785.42
Alappuzha	Karthikappally	500.00	500.00	500.00	750.00	550.00	550.00	550.00	550.00	600.00	625.00	600.00	600.00	575.00
	Mavelikkara	850.00	850.00	875.00	900.00	-	-	-	900.00	900.00	800.00	750.00	700.00	822.50
	Chengannur	550.00	550.00	550.00	550.00	550.00	550.00	550.00	550.00	550.00	550.00	550.00	600.00	553.57
	Kuttanadu	500.00	500.00	550.00	550.00	575.00	600.00	600.00	600.00	600.00	600.00	600.00	600.00	572.92
	Ambalappuzha	600.00	600.00	600.00	600.00	600.00	600.00	650.00	700.00	700.00	700.00	700.00	625.00	636.54

Plantain (Contd..)

District	Taluk	Jan	Feb	Mar	Apr	May	June	July	Aug	Sept	Oct	Nov	Dec	Average
1	2	3	4	5	6	7	8	9	10	11	12	13	14	15
Kottayam	Changanassery	900.00	850.00	850.00	900.00	1000.00	950.00	800.00	825.00	750.00	775.00	775.00	750.00	843.75
	Kottayam	625.00	625.00	687.50	700.00	950.00	900.00	800.00	725.00	700.00	650.00	600.00	600.00	714.42
	Meenachil	625.00	650.00	625.00	700.00	700.00	700.00	700.00	800.00	650.00	600.00	600.00	575.00	660.42
	Vaikom	675.00	700.00	725.00	775.00	925.00	925.00	800.00	800.00	800.00	725.00	637.50	575.00	741.35
	Kanjirappally	750.00	700.00	700.00	700.00	700.00	750.00	750.00	800.00	700.00	800.00	700.00	650.00	725.00
Idukki	Thodupuzha	575.00	550.00	575.00	600.00	550.00	600.00	650.00	675.00	700.00	625.00	600.00	525.00	602.08
	Devikulam	450.00	450.00	450.00	500.00	500.00	500.00	500.00	500.00	475.00	500.00	525.00	525.00	489.58
	Perrumedu	575.00	625.00	625.00	650.00	675.00	700.00	700.00	600.00	700.00	700.00	600.00	550.00	641.67
	Udumbanchola	625.00	725.00	775.00	812.50	875.00	950.00	900.00	750.00	725.00	625.00	600.00	500.00	741.35
Ernakulam	Kanayanoor	600.00	600.00	575.00	600.00	675.00	750.00	600.00	725.00	700.00	700.00	675.00	575.00	647.92
	Paravoor	575.00	600.00	625.00	600.00	625.00	600.00	600.00	600.00	700.00	650.00	650.00	550.00	612.50
	Aluva	500.00	550.00	500.00	500.00	500.00	550.00	625.00	675.00	650.00	700.00	600.00	475.00	568.75
	Kunnathunadu	550.00	600.00	600.00	600.00	600.00	700.00	625.00	650.00	600.00	550.00	500.00	500.00	589.58
	Muvattupuzha	525.00	500.00	525.00	550.00	550.00	600.00	625.00	600.00	650.00	650.00	600.00	500.00	572.92
	Kothamangalam	600.00	550.00	550.00	550.00	550.00	850.00	600.00	600.00	625.00	575.00	500.00	500.00	587.50
Thrissur	Thrissur	675.00	600.00	600.00	800.00	800.00	650.00	500.00	600.00	500.00	475.00	450.00	475.00	593.75
	Mukundapuram	475.00	500.00	500.00	525.00	500.00	550.00	600.00	625.00	450.00	475.00	450.00	400.00	507.69
	Thalappilli	500.00	500.00	550.00	700.00	900.00	650.00	750.00	650.00	575.00	500.00	500.00	550.00	618.75
	Chavakkadu	500.00	600.00	600.00	600.00	600.00	600.00	700.00	775.00	600.00	575.00	575.00	600.00	610.42
	Kodungallur	500.00	450.00	450.00	500.00	500.00	500.00	500.00	500.00	487.50	500.00	375.00	400.00	471.32

Plantain (Contd.)

District	Taluk	Jan	Feb	Mar	Apr	May	June	July	Aug	Sept	Oct	Nov	Dec	Average
1	2	3	4	5	6	7	8	9	10	11	12	13	14	15
Palakkad	Chittur	425.00	425.00	500.00	500.00	512.50	500.00	600.00	650.00	575.00	525.00	600.00	600.00	539.42
	Palakkad	550.00	625.00	625.00	600.00	575.00	600.00	700.00	650.00	650.00	600.00	590.00	570.00	611.25
	Mannarkadu	600.00	600.00	700.00	700.00	700.00	700.00	700.00	575.00	500.00	600.00	550.00	600.00	627.08
	Alathur	525.00	540.00	550.00	550.00	550.00	600.00	575.00	500.00	525.00	550.00	525.00	500.00	543.46
	Ottappalam	577.50	625.00	687.50	700.00	700.00	700.00	650.00	675.00	650.00	600.00	550.00	600.00	643.46
Malappuram	Ponnani	600.00	600.00	625.00	662.50	675.00	750.00	750.00	700.00	700.00	675.00	625.00	600.00	664.42
	Eranadu	650.00	650.00	675.00	800.00	850.00	887.50	900.00	875.00	725.00	750.00	687.50	625.00	758.04
	Perunthalmanna	625.00	600.00	700.00	750.00	775.00	700.00	725.00	700.00	550.00	725.00	650.00	525.00	668.75
	Thirur	625.00	600.00	650.00	825.00	825.00	850.00	850.00	800.00	775.00	775.00	750.00	650.00	748.08
	Nilampur	650.00	650.00	687.50	787.50	775.00	825.00	850.00	850.00	775.00	800.00	725.00	625.00	752.50
	Thirurangadi	650.00	650.00	775.00	875.00	850.00	850.00	825.00	800.00	775.00	800.00	800.00	600.00	773.08
Kozhikode	Kozhikode	800.00	800.00	800.00	800.00	850.00	900.00	875.00	850.00	825.00	750.00	775.00	710.00	818.08
	Quilandy	625.00	600.00	725.00	675.00	600.00	775.00	875.00	825.00	650.00	700.00	675.00	625.00	695.83
	Vadakara	700.00	700.00	725.00	750.00	950.00	1125.00	1150.00	900.00	800.00	800.00	750.00	625.00	831.25
Wayanad	Sulthanbatherri	700.00	775.00	687.50	600.00	500.00	500.00	575.00	575.00	600.00	700.00	600.00	600.00	617.71
	Mananthavadi	650.00	675.00	650.00	675.00	625.00	700.00	700.00	600.00	625.00	637.50	625.00	590.00	646.04
	Vaithiri	500.00	575.00	600.00	600.00	625.00	625.00	550.00	500.00	500.00	475.00	500.00	525.00	547.92
Kannur	Thalassery	650.00	650.00	700.00	775.00	725.00	775.00	800.00	600.00	650.00	600.00	550.00	600.00	672.92
	Kannur	700.00	700.00	700.00	800.00	900.00	900.00	900.00	800.00	775.00	700.00	650.00	625.00	762.50
	Thaliparamba	750.00	725.00	675.00	712.50	825.00	775.00	800.00	800.00	750.00	750.00	700.00	567.50	735.83
Kasaragod	Kasaragod	800.00	650.00	575.00	500.00	500.00	500.00	625.00	700.00	687.50	650.00	625.00	550.00	608.04
	Hosdurg	600.00	612.50	625.00	625.00	612.50	610.00	1000.00	800.00	750.00	750.00	700.00	625.00	693.08
	State Average	631.60	632.42	645.08	676.25	687.08	717.04	724.58	718.03	679.92	671.52	638.16	595.70	668.41

Name of Commodity: Mango (Green) Rs/Qtl

District	Taluk	Jan	Feb	Mar	Apr	May	June	July	Aug	Sept	Oct	Nov	Dec	Average
1	2	3	4	5	6	7	8	9	10	11	12	13	14	15
Trivandrum	Trivandrum	-	1650.00	1000.00	800.00	800.00	900.00	1000.00	-	-	-	-	-	1025.00
	Chirayinkeezhu	-	-	600.00	750.00	825.00	-	-	-	-	-	-	-	725.00
	Nedumangadu	-	1000.00	1000.00	1000.00	550.00	700.00	700.00	-	-	-	-	-	825.00
	Neyyattinkara	900.00	-	-	-	-	-	1500.00	-	-	-	-	-	1200.00
Kollam	Kollam	-	-	450.00	400.00	-	-	-	-	-	-	-	-	425.00
	Kottarakkara	-	800.00	450.00	500.00	500.00	-	-	-	-	-	-	-	562.50
	Karunagappally	-	-	500.00	400.00	400.00	-	-	-	-	-	-	-	433.33
	Kunnathur	-	500.00	450.00	350.00	-	-	-	-	-	-	-	-	437.50
	Pathanapuram	-	-	450.00	-	-	-	-	-	-	-	-	-	450.00
Pathanamthitta	Kozhanchery	-	900.00	725.00	600.00	450.00	-	-	-	-	-	-	-	668.75
	Addor	-	600.00	575.00	525.00	500.00	500.00	-	-	-	-	-	-	540.00
	Thiruvalla	-	400.00	500.00	400.00	350.00	-	-	-	-	-	-	-	412.50
	Mallappally	1200.00	800.00	650.00	450.00	400.00	-	-	-	-	-	-	-	700.00
	Ranni	-	700.00	475.00	500.00	500.00	-	-	-	-	-	-	-	543.75
Alappuzha	Karthikappally	-	775.00	700.00	600.00	750.00	750.00	-	-	-	-	-	-	715.00
	Mavelikkara	-	-	825.00	1100.00	1100.00	925.00	-	-	-	-	-	-	987.50
	Chengannur	-	500.00	500.00	500.00	500.00	450.00	-	-	-	-	-	-	491.67
	Kuttanadu	900.00	650.00	500.00	425.00	450.00	600.00	-	-	-	-	-	-	587.50
	Ambalappuzha	-	950.00	550.00	450.00	450.00	-	-	-	-	-	-	-	670.00
	Cherthala	700.00	525.00	375.00	275.00	200.00	-	-	-	-	-	-	-	415.00

Mango (Green) (Contd..)

District	Taluk	Jan	Feb	Mar	Apr	May	June	July	Aug	Sept	Oct	Nov	Dec	Average
1	2	3	4	5	6	7	8	9	10	11	12	13	14	15
Kottayam	Changanassery	-	800.00	800.00	700.00	700.00	705.00	-	-	-	-	-	-	741.00
	Kottayam	-	-	-	-	-	-	-	1400.00	-	1500.00	-	-	1450.00
	Vaikom	1800.00	1000.00	675.00	525.00	550.00	-	-	-	-	-	-	-	910.00
	Kanjirappally	-	-	500.00	500.00	500.00	500.00	500.00	500.00	-	-	-	-	500.00
Idukki	Thodupuzha	-	800.00	700.00	700.00	-	-	-	-	-	-	-	-	733.33
	Devikulam	-	-	550.00	450.00	450.00	-	-	-	-	-	-	-	483.33
	Perrumedu	-	1000.00	475.00	500.00	500.00	450.00	500.00	-	-	-	-	-	570.83
	Udumbanchola	-	-	-	500.00	425.00	350.00	-	-	-	-	-	-	425.00
Ernakulam	Kanayanoor	-	800.00	650.00	675.00	575.00	450.00	-	-	-	-	-	-	630.00
	Kochi	-	-	625.00	675.00	600.00	-	-	-	-	-	-	-	633.33
	Paravoor	-	-	-	500.00	600.00	-	-	-	-	-	-	-	550.00
	Aluva	-	750.00	550.00	-	-	-	-	-	-	-	-	-	650.00
	Kunnathunadu	1300.00	950.00	550.00	500.00	550.00	500.00	-	-	-	-	-	-	725.00
	Muvattupuzha	1000.00	700.00	550.00	500.00	525.00	600.00	-	-	-	-	-	-	645.83
	Kothamangalam	-	700.00	550.00	525.00	525.00	425.00	450.00	-	-	-	-	-	529.17
Thrissur	Thrissur	1500.00	950.00	700.00	1000.00	-	-	-	-	-	-	-	-	1037.50
	Mukundapuram	-	-	400.00	350.00	350.00	550.00	600.00	-	-	-	-	2250.00	721.43
	Thalappilli	1000.00	850.00	800.00	600.00	500.00	450.00	-	-	-	-	-	2200.00	850.00
	Chavakkadu	-	700.00	650.00	625.00	600.00	-	-	-	-	-	-	-	643.75
	Kodungallur	-	1200.00	650.00	650.00	700.00	-	-	-	-	-	-	-	770.00

Mango (Green) (Contd..)

District	Taluk	Jan	Feb	Mar	Apr	May	June	July	Aug	Sept	Oct	Nov	Dec	Average
1	2	3	4	5	6	7	8	9	10	11	12	13	14	15
Palakkad	Chittur	-	650.00	450.00	400.00	400.00	425.00	-	-	-	-	-	-	465.00
	Palakkad	1500.00	550.00	600.00	465.00	400.00	380.00	-	-	-	-	-	-	649.17
	Mannarkadu	1200.00	1000.00	700.00	450.00	400.00	400.00	-	-	-	-	-	-	691.67
	Alathur	750.00	725.00	625.00	550.00	425.00	400.00	-	-	-	-	-	-	579.17
	Ottappalam	-	550.00	487.50	387.50	300.00	450.00	-	-	-	-	-	-	435.00
Malappuram	Ponnani	800.00	650.00	425.00	350.00	350.00	-	-	-	-	-	-	-	487.50
	Eranadu	-	-	600.00	387.50	300.00	-	-	-	-	-	-	-	429.17
	Perunthimanna	-	600.00	500.00	500.00	600.00	-	-	-	-	-	-	-	550.00
	Thirur	-	500.00	375.00	400.00	400.00	-	-	-	-	-	-	-	418.75
	Nilampur	-	-	600.00	387.50	300.00	-	-	-	-	-	-	-	418.75
	Thirurangadi	-	450.00	375.00	400.00	350.00	-	-	-	-	-	-	-	393.75
Kozhikode	Kozhikode	-	950.00	900.00	750.00	550.00	-	-	-	-	-	-	-	787.50
	Quilandy	700.00	700.00	725.00	675.00	325.00	-	-	-	-	-	-	-	625.00
	Vadakara	-	850.00	750.00	700.00	550.00	500.00	-	-	-	-	-	-	670.00
Kannur	Thalassery	1850.00	1800.00	700.00	600.00	600.00	600.00	-	-	-	-	-	2500.00	1235.71
	Kannur	-	800.00	500.00	-	-	-	-	-	-	-	-	-	650.00
	Thaliparamba	1250.00	1100.00	850.00	650.00	475.00	475.00	-	-	-	-	-	-	800.00
Kasaragod	Kasaragod	-	1000.00	750.00	500.00	550.00	-	800.00	-	-	-	-	-	683.33
	Hosdurg	-	-	750.00	700.00	550.00	900.00	-	-	800.00	900.00	1500.00	1400.00	937.50
State Average		1146.88	809.88	605.68	550.97	504.00	551.35	756.25	950.00	800.00	1200.00	1500.00	2087.50	659.47

Name of Commodity : Mango (Ripe)

District	Taluk	Jan	Feb	Mar	Apr	May	June	July	Aug	Sept	Oct	Nov	Dec	Rs/Qtl		
														Average	15	
1	2	3	4	5	6	7	8	9	10	11	12	13	14	15		
Trivandrum	Trivandrum	-	-	-	-	1000.00	1000.00	-	-	-	-	-	-	-	1000.00	
	Chirayinkeezhu	-	-	-	-	1550.00	-	-	-	-	-	-	-	-	1550.00	
	Nedumangadu	-	-	1100.00	-	1700.00	1800.00	-	-	-	-	-	-	-	1533.33	
	Neyyattinkara	-	-	-	-	1950.00	1900.00	1900.00	-	-	-	-	-	-	1916.67	
Pathanamthitta	Kozhanchery	-	-	-	1600.00	1100.00	-	-	-	-	-	-	-	-	1350.00	
	Addor	-	-	700.00	800.00	800.00	-	-	-	-	-	-	-	-	766.67	
	Mallappally	-	-	1000.00	900.00	725.00	-	-	-	-	-	-	-	-	875.00	
Alappuzha	Chengannur	-	-	-	800.00	700.00	-	-	-	-	-	-	-	-	750.00	
	Kuttanadu	-	-	800.00	800.00	800.00	-	-	-	-	-	-	-	-	800.00	
	Ambalappuzha	-	-	-	800.00	-	-	-	-	-	-	-	-	-	800.00	
Kottayam	Changanassery	-	-	-	1000.00	1000.00	1000.00	-	-	-	-	-	-	-	1000.00	
	Kanjirappally	-	-	-	950.00	800.00	750.00	700.00	-	-	-	-	-	-	800.00	
Idukki	Thodupuzha	-	-	-	1200.00	-	-	-	-	-	-	-	-	-	1200.00	
Ernakulam	Kunnathunadu	-	-	-	1200.00	1200.00	1000.00	-	-	-	-	-	-	-	1133.33	
	Muvattupuzha	-	-	-	1000.00	1000.00	1000.00	-	-	-	-	-	-	-	1000.00	
Thrissur	Thrissur	-	-	-	1500.00	1350.00	-	-	-	-	-	-	-	-	1425.00	
	Mukundapuram	-	-	1500.00	1200.00	1200.00	1200.00	1200.00	-	-	-	-	-	-	1250.00	
	Kodungallur	-	-	-	650.00	750.00	-	-	-	-	-	-	-	-	700.00	

Mango (Ripe) (Contd.)

District	Taluk	Jan	Feb	Mar	Apr	May	June	July	Aug	Sept	Oct	Nov	Dec	Average
1	2	3	4	5	6	7	8	9	10	11	12	13	14	15
Palakkad	Palakkad	-	-	-	710.00	-	-	-	-	-	-	-	-	710.00
	Mannarkadu	-	-	-	900.00	800.00	-	-	-	-	-	-	-	850.00
	Alathur	-	-	-	645.00	-	-	-	-	-	-	-	-	645.00
Malappuram	Thirur	-	-	-	750.00	600.00	-	-	-	-	-	-	-	675.00
	Thirurangadi	-	-	-	750.00	600.00	-	-	-	-	-	-	-	675.00
Kozhikode	Quilandy	-	-	1000.00	725.00	-	-	-	-	-	-	-	-	862.50
	Vadakara	-	-	-	-	700.00	600.00	-	-	-	-	-	-	650.00
Kannur	Thalassery	-	-	1300.00	950.00	900.00	900.00	1000.00	-	-	-	-	-	1010.00
	Kannur	-	-	1600.00	1000.00	-	-	-	-	-	-	-	-	1300.00
	Thaliparamba	-	-	-	1000.00	875.00	800.00	-	-	-	-	-	-	891.67
Kasaragod	Kasaragod	-	-	1500.00	1400.00	1250.00	850.00	-	-	-	-	-	-	1130.00
	Hosdurg	-	-	-	900.00	850.00	1200.00	-	-	-	-	-	-	983.33
	State Average	-	-	1083.33	965.20	1008.33	1076.92	1200.00	-	-	-	-	-	1007.75

Name of Commodity: Pineapple

Rs/Qtl

District	Taluk	Jan	Feb	Mar	Apr	May	June	July	Aug	Sept	Oct	Nov	Dec	Average
1	2	3	4	5	6	7	8	9	10	11	12	13	14	15
Trivandrum	Trivandrum	650.00	600.00	600.00	600.00	600.00	650.00	650.00	800.00	800.00	700.00	600.00	600.00	646.43
	Chirayinkeezhu	1000.00	950.00	950.00	900.00	800.00	900.00	775.00	750.00	750.00	700.00	725.00	725.00	827.08
	Nedumangadu	625.00	675.00	725.00	625.00	600.00	-	-	-	-	-	-	-	650.00
Kollam	Kunnathur	300.00	300.00	-	-	-	-	-	-	-	-	-	-	300.00
	Pathanapuram	-	-	-	-	-	500.00	250.00	-	-	250.00	500.00	500.00	416.67
Pathanamthitta	Kozhanchery	-	-	-	-	-	-	-	-	-	-	400.00	400.00	400.00
	Addor	-	-	-	-	-	-	-	-	450.00	400.00	450.00	450.00	437.50
	Thiruvalla	-	-	-	-	-	-	-	-	-	600.00	600.00	600.00	600.00
	Mallappally	-	-	-	-	-	625.00	600.00	-	800.00	850.00	725.00	675.00	693.75
	Ranni	-	-	-	-	-	600.00	-	-	-	700.00	625.00	550.00	618.75
Alappuzha	Mavelikkara	-	850.00	800.00	825.00	850.00	-	925.00	-	900.00	950.00	950.00	900.00	888.64
Kottayam	Changanassery	490.00	600.00	667.50	737.50	750.00	750.00	675.00	700.00	715.00	690.00	575.00	450.00	650.00
	Kottayam	550.00	587.50	600.00	700.00	500.00	575.00	600.00	700.00	700.00	700.00	450.00	525.00	606.73
	Meenachil	600.00	675.00	650.00	650.00	600.00	600.00	600.00	600.00	650.00	600.00	450.00	400.00	589.58
	Vaikom	600.00	650.00	650.00	700.00	600.00	575.00	675.00	625.00	700.00	675.00	425.00	475.00	601.92
	Kanjirappally	650.00	500.00	575.00	800.00	575.00	500.00	600.00	650.00	650.00	600.00	475.00	525.00	591.67
Idukki	Thodupuzha	487.50	512.50	625.00	550.00	475.00	425.00	400.00	400.00	400.00	450.00	375.00	300.00	450.00
	Perrumedu	450.00	500.00	500.00	500.00	500.00	500.00	500.00	500.00	500.00	500.00	-	-	495.00
	Udumbanchola	462.50	450.00	400.00	400.00	400.00	400.00	-	-	-	-	-	-	416.07
Ernakulam	Kanayanoor	425.00	450.00	550.00	750.00	630.00	475.00	750.00	400.00	725.00	450.00	550.00	475.00	552.50
	Aluva	425.00	437.50	750.00	625.00	462.50	587.50	700.00	675.00	687.50	650.00	575.00	500.00	589.58
	Kunnathunadu	450.00	450.00	500.00	825.00	500.00	650.00	750.00	450.00	500.00	500.00	350.00	300.00	518.75
	Muvattupuzha	512.50	525.00	675.00	725.00	500.00	725.00	775.00	475.00	625.00	600.00	375.00	450.00	580.21
	Kothamangalam	450.00	550.00	625.00	600.00	525.00	550.00	650.00	350.00	500.00	475.00	300.00	325.00	491.67

Pineapple (Contd..)

District	Taluk	Jan	Feb	Mar	Apr	May	June	July	Aug	Sept	Oct	Nov	Dec	Average
1	2	3	4	5	6	7	8	9	10	11	12	13	14	15
Thrissur	Thrissur	500.00	500.00	625.00	775.00	800.00	800.00	775.00	-	500.00	600.00	500.00	425.00	618.18
	Mukundapuram	600.00	600.00	625.00	650.00	650.00	650.00	675.00	700.00	650.00	650.00	650.00	650.00	646.15
	Thalappilli	675.00	650.00	700.00	750.00	625.00	700.00	700.00	900.00	750.00	-	-	700.00	701.79
Palakkad	Chittur	-	-	-	-	-	-	-	-	-	-	-	500.00	500.00
	Palakkad	-	-	-	-	-	500.00	600.00	575.00	550.00	525.00	550.00	510.00	544.29
	Mannarkadu	-	-	-	-	-	600.00	-	-	-	600.00	600.00	600.00	600.00
	Alathur	-	-	-	-	-	500.00	500.00	750.00	600.00	600.00	650.00	675.00	610.71
	Ottappalam	-	-	-	-	-	-	-	-	-	-	-	450.00	450.00
Malappuram	Ernadu	-	600.00	637.50	612.50	700.00	-	-	-	-	-	-	-	637.50
	Perunthalmanna	-	-	-	1100.00	-	-	-	-	-	-	-	-	1100.00
	Nilampur	-	600.00	637.50	612.50	700.00	-	-	-	-	-	-	-	632.50
Kozhikode	Kozhikode	675.00	750.00	725.00	682.50	580.00	490.00	480.00	477.50	480.00	495.00	465.00	450.00	556.92
	Quilandy	450.00	450.00	500.00	-	500.00	550.00	-	-	-	-	-	-	490.00
	Vadakara	-	-	-	-	500.00	500.00	500.00	-	-	-	-	-	500.00
Kannur	Thalassery	-	700.00	1000.00	1100.00	650.00	700.00	700.00	700.00	700.00	700.00	700.00	700.00	759.09
	Thaliparamba	-	-	-	-	587.50	575.00	-	-	-	-	-	-	581.25
Kasaragod	Kasaragod	625.00	650.00	650.00	-	-	-	-	600.00	700.00	-	-	-	645.00
	Hosdurg	-	-	-	900.00	900.00	675.00	-	700.00	-	-	600.00	600.00	729.17
State Average		550.11	583.80	651.63	719.04	609.29	594.25	632.20	612.61	639.30	600.37	542.50	528.55	593.22

Name of Commodity: Lemon Grass Oil

Rs/Qtl

District	Taluk	Jan	Feb	Mar	Apr	May	June	July	Aug	Sept	Oct	Nov	Dec	Average
1	2	3	4	5	6	7	8	9	10	11	12	13	14	15
Idukki	Devikulam	39000	40000	39500	40000	40000	40000	40000	40000	37000	35000	35000	35000	38375
	Udumbanchola	46750	46750	47750	48000	48000	47250	43250	37000	33000	32000	32500	33250	41788
Kannur	Thalassery	38000	38000	37000	34500	32000	32000	32750	33000	33000	33000	33000	33000	34104
	State Average	41250	41583	41417	40833	40000	39750	38667	36667	34333	33333	33500	33750	38089

Name of Commodity: Tea

Rs/Qtl

District	Taluk	Jan	Feb	Mar	Apr	May	June	July	Aug	Sept	Oct	Nov	Dec	Average
Idukki	Perrumedu	400.00	500.00	650.00	600.00	450.00	450.00	425.00	425.00	550.00	775.00	800.00	850.00	572.92
	Udumbanchola	450.00	450.00	510.00	510.00	475.00	450.00	387.50	382.50	505.00	540.00	620.00	740.00	501.67
Wayanad	Sulthanbatherri	437.50	625.00	625.00	575.00	575.00	550.00	575.00	550.00	850.00	850.00	830.00	817.50	655.00
	Mananthavadi	537.50	512.50	525.00	537.50	487.50	475.00	500.00	500.00	800.00	800.00	800.00	800.00	606.25
	Vaithiri	500.00	537.50	575.00	600.00	550.00	500.00	500.00	512.50	800.00	875.00	825.00	800.00	631.25
	State Average	465.00	525.00	577.00	564.50	507.50	485.00	477.50	474.00	701.00	768.00	775.00	801.50	593.42

Name of Commodity : Tamarind (with Seed)

Rs/Qtl

District	Taluk	Jan	Feb	Mar	Apr	May	June	July	Aug	Sept	Oct	Nov	Dec	Average
1	2	3	4	5	6	7	8	9	10	11	12	13	14	15
Trivandrum	Trivandrum	1500.00	1100.00	1000.00	-	2000.00	1800.00	-	-	-	-	-	-	1480.00
	Chirayinkeezhu	2000.00	2000.00	2000.00	-	-	-	-	-	-	-	-	-	2000.00
	Nedumangadu	-	-	-	-	-	-	-	-	-	-	2950.00	-	2950.00
Kollam	Kollam	-	-	-	-	-	-	2300.00	2400.00	-	-	-	-	2350.00
	Kottarakkara	-	-	2000.00	-	-	-	2000.00	-	-	-	-	2750.00	2250.00
Pathanam-thitta	Kozhanchery	1500.00	1500.00	-	-	-	-	-	-	2100.00	-	-	-	1700.00
	Mallappally	1500.00	1500.00	1500.00	1500.00	-	-	-	-	-	-	-	-	1500.00
	Ranni	-	2675.00	-	-	-	-	-	-	-	-	-	-	2675.00
Alappuzha	Chengannur	-	-	-	3000.00	3000.00	3000.00	-	2500.00	-	-	-	-	2875.00
	Kuttanadu	1700.00	1700.00	1525.00	1700.00	-	-	-	-	-	-	-	-	1656.25
	Cherthala	1800.00	2000.00	2000.00	2000.00	-	-	-	-	-	-	-	-	1950.00
Kottayam	Changanassery	-	-	-	-	-	-	-	-	-	-	-	1200.00	1200.00
	Kottayam	-	800.00	800.00	-	-	-	-	-	-	-	-	-	800.00
	Vaikom	-	700.00	-	-	-	-	-	-	-	-	-	-	700.00
	Kanjirappally	1500.00	1100.00	1000.00	1000.00	1000.00	1000.00	1500.00	1500.00	1500.00	1500.00	1500.00	1500.00	1300.00
Idukki	Thodupuzha	800.00	800.00	800.00	800.00	-	-	-	-	-	-	-	-	800.00
	Perrumedu	725.00	750.00	750.00	900.00	-	-	-	-	-	-	-	-	781.25
Ernakulam	Paravoor	1250.00	1150.00	1800.00	1700.00	1250.00	-	-	-	-	-	-	1500.00	1441.67
	Aluva	1150.00	1150.00	1800.00	1650.00	1650.00	1000.00	1600.00	-	-	-	-	-	1428.57
	Kunnathunadu	1000.00	1200.00	1800.00	1600.00	1625.00	-	-	-	-	-	-	-	1445.00
	Muvattupuzha	1225.00	1000.00	1700.00	1550.00	1600.00	-	-	-	-	-	-	-	1415.00
	Kothamangalam	-	1200.00	1650.00	1600.00	1600.00	1000.00	-	-	-	-	-	-	1410.00

Tamarind (with Seed)

District	Taluk	Jan	Feb	Mar	Apr	May	June	July	Aug	Sept	Oct	Nov	Dec	Average
1	2	3	4	5	6	7	8	9	10	11	12	13	14	15
Thrissur	Thrissur	-	1200.00	825.00	-	-	-	-	-	-	-	-	-	1012.50
	Mukundapuram	400.00	500.00	500.00	-	-	-	-	-	-	-	-	-	466.67
	Thalappilli	525.00	500.00	625.00	700.00	-	1800.00	-	-	-	-	1000.00	1225.00	872.50
	Chavakkadu	850.00	1000.00	1000.00	1000.00	1000.00	1100.00	1200.00	-	-	-	-	1200.00	1043.75
	Kodungallur	1000.00	1000.00	1000.00	1000.00	1000.00	-	-	-	-	-	-	-	1000.00
Palakkad	Chittur	550.00	750.00	850.00	850.00	-	-	-	-	-	-	-	-	750.00
	Palakkad	600.00	600.00	675.00	700.00	-	-	-	-	-	-	-	-	643.75
	Mannarkadu	700.00	700.00	650.00	650.00	-	-	-	800.00	800.00	-	-	-	716.67
	Alathur	500.00	525.00	585.00	620.00	-	-	-	-	-	-	-	-	557.50
	Ottappalam	500.00	650.00	700.00	740.00	-	-	-	-	-	-	-	-	647.50
Malappuram	Ponnani	800.00	900.00	800.00	800.00	800.00	800.00	800.00	-	-	-	-	-	812.50
	Eranadu	-	800.00	812.50	850.00	925.00	975.00	1400.00	1750.00	1700.00	-	-	-	1126.39
	Perunthalmanna	600.00	600.00	600.00	600.00	-	-	-	-	-	-	-	-	600.00
	Thirur	800.00	800.00	725.00	750.00	750.00	-	-	-	-	-	-	-	765.00
	Nilampur	-	800.00	812.50	850.00	925.00	975.00	1400.00	1750.00	1700.00	-	-	-	1098.75
	Thirurangadi	825.00	800.00	750.00	750.00	750.00	-	-	-	-	-	-	-	775.00
Kozhikode	Kozhikode	1800.00	1800.00	1700.00	-	-	-	-	-	-	-	-	-	1766.67
	Quilandy	1250.00	1100.00	1100.00	1050.00	-	-	-	-	-	-	-	-	1125.00
	Vadakara	1200.00	1200.00	1200.00	1300.00	-	-	-	-	-	-	-	-	1225.00

Tamarind (with Seed)

District	Taluk	Jan	Feb	Mar	Apr	May	June	July	Aug	Sept	Oct	Nov	Dec	Average
1	2	3	4	5	6	7	8	9	10	11	12	13	14	15
Wayanad	Sulthanbathery	-	1500.00	1500.00	-	-	-	-	-	-	-	-	-	1500.00
	Vaithiri	-	-	-	2000.00	2100.00	2200.00	2200.00	-	-	-	-	-	2125.00
Kannur	Thalassery	-	-	-	-	1500.00	-	-	-	-	-	2250.00	2500.00	2083.33
	Thaliparamba	-	900.00	937.50	1225.00	1250.00	-	-	-	-	-	-	-	1078.13
Kasaragod	Kasaragod	-	1200.00	1350.00	1500.00	1500.00	-	-	-	-	-	-	-	1410.00
	State Average	1053.45	1095.00	1130.34	1191.45	1411.25	1422.73	1600.00	1783.33	1560.00	1500.00	1925.00	1696.43	1353.32

Name of Commodity : Tamarind (without Seed) Rs/Qtl

District	Taluk	Jan	Feb	Mar	Apr	May	June	July	Aug	Sept	Oct	Nov	Dec	Average
1	2	3	4	5	6	7	8	9	10	11	12	13	14	15
Trivandrum	Trivandrum	2000.00	1900.00	1800.00	1500.00	1800.00	2000.00	2000.00	2000.00	2000.00	2000.00	2100.00	2500.00	2014.29
	Chirayinkeezhu	2400.00	2500.00	2500.00	2500.00	2500.00	2500.00	2500.00	2500.00	-	-	3000.00	3300.00	2620.00
	Nedumangadu	2000.00	2050.00	2050.00	2000.00	1800.00	2000.00	2200.00	2225.00	2300.00	2800.00	-	3800.00	2293.18
	Neyyattinkara	1600.00	1550.00	1550.00	1550.00	1700.00	1900.00	2000.00	1900.00	1900.00	2450.00	3500.00	3500.00	2091.67
	Kollam	-	-	-	-	-	-	-	-	-	-	-	3600.00	4000.00
Pathanamthitta	Kottarakkara	2000.00	2000.00	2000.00	2000.00	2000.00	2000.00	2500.00	2500.00	2500.00	2750.00	2900.00	3500.00	2387.50
	Kunnathur	-	-	-	-	-	-	-	2500.00	2500.00	-	3500.00	4250.00	3187.50
	Pathanapuram	1900.00	2050.00	1900.00	-	-	-	-	-	-	-	-	-	1950.00
	Kozhanchery	3000.00	2750.00	2900.00	3000.00	3000.00	3000.00	3000.00	3000.00	3000.00	3000.00	-	-	2961.11
	Addor	2150.00	2250.00	2150.00	2000.00	2200.00	2200.00	2200.00	2200.00	2300.00	2550.00	-	-	2222.22
Alappuzha	Thiruvalla	3100.00	2850.00	2750.00	2700.00	2750.00	2800.00	2825.00	2850.00	2875.00	2900.00	2925.00	3050.00	2878.85
	Mallappally	3000.00	2900.00	2800.00	2800.00	2900.00	3000.00	2900.00	3150.00	3300.00	3750.00	-	-	3036.36
	Ranni	3750.00	-	2750.00	2750.00	2750.00	2750.00	2775.00	2800.00	3100.00	3200.00	3200.00	3250.00	3006.82
	Chengannur	-	-	-	-	-	-	3000.00	-	-	-	-	-	3000.00
	Kuttanadu	3000.00	3000.00	3000.00	3000.00	-	-	-	-	-	-	-	-	3000.00
Cherthala	2500.00	2750.00	2500.00	3000.00	-	-	-	-	-	-	-	-	-	2687.50

Tamarind (without seeds) (Contd..)

District	Taluk	Jan	Feb	Mar	Apr	May	June	July	Aug	Sept	Oct	Nov	Dec	Average
1	2	3	4	5	6	7	8	9	10	11	12	13	14	15
Kottayam	Changanassery	-	-	-	-	-	-	-	-	-	-	-	3200.00	3200.00
	Kottayam	-	1800.00	1800.00	-	-	-	-	-	-	-	-	-	1800.00
	Kanjirappally	2500.00	2250.00	2000.00	2000.00	2000.00	2000.00	2500.00	2400.00	2500.00	2500.00	2500.00	2500.00	2304.17
Idukki	Thodupuzha	2000.00	2000.00	2000.00	2000.00	-	-	-	-	-	-	-	-	2000.00
Ernakulam	Paravoor	2050.00	1900.00	-	2250.00	2400.00	1650.00	2300.00	-	-	-	-	-	2091.67
	Aluva	-	-	-	-	-	-	-	-	-	-	2100.00	-	2100.00
	Kunnathunadu	2000.00	2000.00	2500.00	2250.00	2300.00	2500.00	2200.00	-	-	-	-	-	2250.00
	Muvattupuzha	2050.00	2000.00	2400.00	2400.00	2450.00	2500.00	-	-	-	-	-	-	2300.00
	Kothamangalam	-	-	-	-	-	-	2400.00	-	-	-	-	-	2400.00
Thrissur	Thrissur	-	1600.00	1400.00	-	-	-	-	-	-	-	-	-	1500.00
	Mukundapuram	1100.00	1400.00	1800.00	1800.00	1800.00	2000.00	2000.00	2000.00	2000.00	2000.00	2000.00	2000.00	1838.46
	Thalappilli	1500.00	1800.00	1650.00	1550.00	-	-	2500.00	2500.00	-	-	2300.00	2400.00	2004.55
	Chavakkadu	1400.00	1500.00	1500.00	1500.00	1500.00	1600.00	1600.00	1750.00	1800.00	1800.00	1800.00	1700.00	1620.83
	Kodungallur	2000.00	-	-	-	-	2250.00	2100.00	3250.00	2750.00	2100.00	2000.00	2000.00	2240.91
Palakkad	Chittur	800.00	1200.00	1300.00	1200.00	1220.00	1250.00	1300.00	-	-	-	-	-	1181.43
	Palakkad	1000.00	1150.00	1400.00	1400.00	1400.00	1450.00	1550.00	1800.00	1800.00	-	-	-	1438.89
	Mannarkadu	1150.00	1300.00	1400.00	1400.00	1400.00	1400.00	1400.00	1400.00	1400.00	-	-	-	1361.11
	Alathur	950.00	975.00	1060.00	1020.00	1125.00	1225.00	1250.00	1275.00	1300.00	-	-	-	1143.00
	Ottappalam	-	-	-	1425.00	1475.00	1800.00	1800.00	1800.00	1800.00	-	-	-	1683.33

Tamarind (without seeds) (Contd..)

District	Taluk	Jan	Feb	Mar	Apr	May	June	July	Aug	Sept	Oct	Nov	Dec	Average
1	2	3	4	5	6	7	8	9	10	11	12	13	14	15
Malappuram	Eranadu	-	1000.00	1012.50	1050.00	1125.00	1175.00	1600.00	1950.00	1900.00	-	-	-	1326.39
	Nilampur	-	1000.00	1012.50	1050.00	1125.00	1175.00	1600.00	1950.00	1900.00	-	-	-	1298.75
Kozhikode	Quilandy	2350.00	2150.00	2400.00	2350.00	-	-	-	-	-	-	-	-	2312.50
	Vadakara	1400.00	1400.00	1800.00	1800.00	-	-	-	-	-	-	-	-	1600.00
	Sulthanbatherri	-	2800.00	2600.00	-	-	-	-	-	-	-	-	-	2700.00
Wayanad	Mananthavadi	1900.00	2200.00	2375.00	2250.00	2000.00	-	-	-	-	-	-	-	2145.00
	Vaithiri	-	-	-	2350.00	2475.00	3200.00	3200.00	-	-	-	-	-	2806.25
Kannur	Thalassery	-	-	-	-	1800.00	1800.00	1800.00	1800.00	1800.00	1900.00	-	-	1816.67
Kasaragod	Kasaragod	-	1700.00	1850.00	2000.00	2000.00	2000.00	2900.00	2800.00	-	-	-	-	2156.25
	Hosdurg	-	1650.00	1650.00	1650.00	1650.00	1650.00	3000.00	3000.00	3000.00	-	4000.00	4450.00	2570.00
	State Average	2006.67	1899.26	1987.06	1948.38	1951.61	2027.68	2230.00	2296.00	2271.59	2512.50	2761.67	3087.50	2169.73

Name of Commodity: Turmeric

Rs/Qtl

District	Taluk	Jan	Feb	Mar	Apr	May	June	July	Aug	Sept	Oct	Nov	Dec	Average
1	2	3	4	5	6	7	8	9	10	11	12	13	14	15
Trivandrum	Chirayinkeezhu	4500.00	-	-	-	-	-	-	-	-	-	-	-	4500.00
Kollam	Kunnathur	-	-	-	-	-	-	-	-	4650.00	4500.00	4800.00	4750.00	4675.00
Pathanamthitta	Kozhanchery	4200.00	4250.00	4500.00	4550.00	4750.00	4500.00	4500.00	4500.00	4700.00	4700.00	4700.00	4700.00	4545.83
	Addor	4350.00	4400.00	4450.00	4550.00	4600.00	4700.00	4700.00	4600.00	4500.00	4500.00	4500.00	4500.00	4529.17
	Thiruvalla	4200.00	4200.00	4100.00	4100.00	4400.00	5000.00	5050.00	5100.00	4900.00	5000.00	4825.00	5000.00	4682.69
	Mallappally	-	-	-	-	-	-	-	-	-	-	4400.00	-	4400.00
	Ranni	4800.00	5050.00	4850.00	4725.00	4750.00	5075.00	4900.00	4900.00	4900.00	5000.00	5050.00	5100.00	4925.00
Kottayam	Changanassery	-	-	-	-	-	-	-	-	-	-	-	4500.00	4500.00
	Kottayam	4750.00	4850.00	4800.00	4850.00	4950.00	-	4500.00	-	-	-	-	-	4783.33
	Mecnachil	-	5000.00	5000.00	5100.00	5000.00	5000.00	4800.00	-	-	-	-	5000.00	4985.71
	Vaikom	4550.00	5000.00	5250.00	5200.00	5000.00	-	-	-	-	-	-	4500.00	4916.67
	Kanjirappally	4000.00	4550.00	4500.00	4750.00	4650.00	5100.00	4500.00	4500.00	4500.00	4500.00	4700.00	4750.00	4583.33
Idukki	Thodupuzha	4700.00	4700.00	4675.00	4600.00	4850.00	4950.00	4800.00	4800.00	4800.00	4800.00	5000.00	4800.00	4789.58
	Perrumedu	-	4650.00	-	-	5000.00	-	-	-	-	-	-	-	4825.00
	Udumbanchola	3900.00	4200.00	4250.00	4250.00	4350.00	4300.00	3900.00	3750.00	3750.00	3800.00	4000.00	4100.00	4061.54

Turmeric (Contd.)

District	Taluk	Jan	Feb	Mar	Apr	May	June	July	Aug	Sept	Oct	Nov	Dec	Average
1	2	3	4	5	6	7	8	9	10	11	12	13	14	15
Ernakulam	Kanayanoor	-	-	-	-	-	-	-	-	-	4400.00	-	4200.00	4300.00
	Kunnathunadu	3900.00	4000.00	4150.00	4100.00	4450.00	4750.00	4500.00	-	-	-	-	-	4264.29
	Muvattupuzha	3950.00	3950.00	4100.00	4100.00	4500.00	4800.00	-	-	-	-	-	-	4233.33
	Kothamangalam	-	3900.00	-	-	4700.00	4700.00	-	-	-	-	-	-	4433.33
Thrissur	Mukundapuram	2800.00	2900.00	3400.00	3500.00	3800.00	3400.00	3500.00	3800.00	3800.00	3300.00	3200.00	3100.00	3376.92
	Thalappilli	4050.00	4700.00	4600.00	4750.00	-	4000.00	-	-	3250.00	-	3000.00	4100.00	4168.18
Palakkad	Chittur	-	-	4200.00	4300.00	4300.00	-	-	-	-	-	-	-	4266.67
	Mannarkadu	4600.00	4650.00	4750.00	-	-	-	-	-	-	-	-	-	4666.67
Kozhikode	Alathur	4800.00	4800.00	4450.00	4350.00	4300.00	-	-	-	-	-	-	-	4540.00
	Ottappalam	4500.00	4500.00	4625.00	4900.00	4500.00	-	-	-	-	-	-	-	4605.00
	Kozhikode	-	3450.00	3600.00	4500.00	4600.00	4250.00	3750.00	-	-	-	-	-	4057.14
	Quilandy	-	4650.00	4300.00	4000.00	4100.00	4500.00	4400.00	4500.00	4500.00	4150.00	4150.00	-	4325.00
	Vadakara	3250.00	3300.00	3475.00	3600.00	-	-	-	-	-	-	-	-	3406.25
Wayanad	Sulthanbatherri	3800.00	3900.00	4200.00	3800.00	3350.00	3450.00	3350.00	3500.00	3600.00	3600.00	3400.00	3550.00	3625.00
	Mananthavadi	3425.00	3600.00	3950.00	4000.00	3525.00	3475.00	3500.00	3500.00	3550.00	3400.00	3400.00	3425.00	3562.50
	Vaithiri	3275.00	3500.00	3875.00	4000.00	3550.00	3400.00	3500.00	-	-	-	-	-	3585.71
Kannur	Thalassery	4300.00	4600.00	5050.00	5100.00	5050.00	5050.00	5000.00	5000.00	5000.00	5000.00	5000.00	5000.00	4929.17
	Thaliparamba	-	3900.00	4300.00	4500.00	4500.00	4700.00	4375.00	3950.00	3800.00	-	-	-	4253.13
Kasaragod	Hosdurg	3950.00	4100.00	4400.00	4500.00	-	-	-	-	-	-	-	-	4237.50
	State Average	4110.87	4258.93	4362.96	4313.89	4320.19	4455.00	4306.94	4338.46	4280.00	4332.14	4275.00	4416.18	4281.10

Name of Commodity: Betel Leaves

Rs/100Nos

District	Taluk	Jan	Feb	Mar	Apr	May	June	July	Aug	Sept	Oct	Nov	Dec	Average
1	2	3	4	5	6	7	8	9	10	11	12	13	14	15
Trivandrum	Trivandrum	25.00	15.00	22.50	15.00	9.00	15.00	20.00	25.00	32.50	25.00	20.00	32.50	22.07
	Chirayinkeezhu	30.00	35.00	40.00	20.00	30.00	25.00	20.00	12.50	8.00	20.00	17.50	35.00	24.42
	Nedumangadu	32.50	40.00	40.00	30.00	25.00	12.00	17.00	23.50	20.00	20.00	20.00	35.00	26.25
	Neyyattinkara	42.50	25.00	22.50	7.50	9.00	12.50	23.50	30.00	22.50	20.00	19.00	40.00	22.83
Kollam	Kollam	21.50	22.50	22.50	15.00	15.00	13.50	11.50	-	15.00	15.00	15.00	15.00	16.50
	Kottarakkara	22.00	19.00	23.50	9.50	8.00	17.50	18.75	20.00	17.50	12.50	15.00	17.50	16.73
	Karunagappally	21.00	25.00	26.00	10.00	12.50	17.50	20.00	24.00	17.50	16.50	18.50	30.00	19.88
	Kunnathur	16.50	11.50	16.00	9.00	10.50	9.00	11.00	22.50	14.50	16.00	15.00	34.00	15.46
	Pathanapuram	16.50	16.00	16.00	9.00	10.00	10.00	7.50	7.50	8.50	6.00	5.00	7.00	9.54
Pathanamthitta	Kozhanchery	22.50	16.00	21.50	8.25	7.50	15.00	18.50	17.50	25.00	25.00	20.00	25.00	18.48
	Addor	23.50	15.50	21.50	10.25	10.00	14.00	17.50	25.00	19.50	13.50	10.00	27.50	17.31
	Thiruvalla	25.00	15.00	20.50	14.00	8.50	15.00	13.50	25.00	11.00	13.00	9.00	22.50	16.50
	Mallappally	27.50	17.50	27.50	13.50	11.00	13.00	18.00	28.50	16.00	16.50	18.50	31.00	20.54
	Ranni	38.00	15.00	15.00	15.00	15.00	15.00	15.00	15.00	15.00	15.00	15.00	22.50	17.54
Alappuzha	Karthikappally	12.50	10.00	-	21.00	12.00	12.00	12.00	12.50	15.50	16.25	18.00	20.00	20.15
	Mavelikkara	30.00	35.00	-	40.50	41.00	35.00	35.00	34.00	35.50	41.00	35.00	35.00	35.92
	Chengannur	16.00	16.00	16.00	16.00	16.00	18.00	20.00	27.50	30.00	30.00	30.00	35.00	22.61
	Ambalappuzha	14.50	14.50	14.00	13.00	14.00	18.00	17.00	16.00	16.00	15.00	-	-	15.14
	Cherthala	20.00	20.00	20.00	20.00	22.50	25.00	30.00	27.50	25.00	25.00	25.00	25.00	23.75
Kottayam	Changanassery	28.75	15.00	21.00	20.00	18.00	22.50	27.50	27.50	32.50	23.50	22.50	35.00	23.85
	Kottayam	30.00	17.50	25.00	19.50	17.50	23.50	22.50	25.00	26.50	19.50	16.50	22.50	22.35
	Meenachil	22.50	22.50	20.00	20.00	20.00	20.00	22.00	26.00	30.00	24.00	25.00	32.50	23.71
	Vaikom	27.50	17.50	23.00	19.50	19.00	23.50	25.50	25.50	25.00	19.00	19.00	24.00	22.46

Betel Leave (Contd..)

District	Taluk	Jan	Feb	Mar	Apr	May	June	July	Aug	Sept	Oct	Nov	Dec	Average
1	2	3	4	5	6	7	8	9	10	11	12	13	14	15
Ernakulam	Aluva	-	-	-	-	-	-	-	-	10.00	10.00	-	-	10.00
	Kunnathunadu	30.00	14.00	16.00	16.50	15.00	31.00	20.00	-	15.00	15.00	16.50	24.00	19.36
	Kothamangalam	-	-	-	-	-	-	-	-	20.00	20.00	20.00	25.00	21.25
Thrissur	Thrissur	9.50	8.50	9.50	10.00	9.25	8.00	8.00	8.50	8.00	10.00	10.50	16.00	9.65
	Mukundapuram	17.00	19.50	-	15.50	15.00	18.00	15.00	18.00	18.00	20.00	21.00	27.50	18.54
	Thalappilli	12.00	10.00	10.50	8.75	7.00	5.50	5.00	5.00	7.00	-	-	8.00	7.63
	Kodungallur	34.50	22.50	19.50	17.50	20.00	12.00	16.00	13.00	18.50	17.00	20.50	22.00	19.47
Palakkad	Palakkad	12.00	13.50	14.00	12.00	12.50	12.50	10.00	8.00	7.00	8.00	7.00	8.50	10.42
	Mannarkadu	13.00	15.00	12.50	14.00	11.50	10.00	8.00	7.50	7.25	7.00	8.00	8.00	10.15
Malappuram	Ottappalam	9.25	12.50	10.50	12.00	12.00	9.50	7.00	7.00	7.00	8.00	8.00	8.00	9.06
	Ponnani	5.75	6.50	6.75	7.25	7.50	7.50	7.25	7.00	7.00	7.00	7.25	7.00	7.02
	Eranadu	8.13	9.00	9.25	9.50	10.75	10.00	9.13	9.38	9.63	9.13	9.38	9.63	9.50
	Thirur	13.50	18.00	16.50	12.50	10.00	8.50	8.50	9.00	12.00	11.00	12.00	12.00	11.96
	Nilampur	8.63	8.25	8.50	8.75	10.00	9.50	8.88	9.13	9.38	9.13	9.63	9.88	9.20
	Thirurangadi	14.00	18.00	17.50	12.50	10.50	8.50	8.50	9.00	12.00	11.00	12.00	12.00	12.12
Kozhikode	Kozhikode	7.75	9.00	12.00	12.00	9.00	6.75	7.00	-	-	-	-	-	8.78
	Quilandy	8.00	11.00	14.00	15.00	6.50	4.75	4.25	3.50	5.00	5.38	6.75	8.50	7.72
	Vadakara	-	5.00	10.00	10.00	7.00	6.50	6.00	-	-	6.00	6.00	7.00	7.06
Kannur	Thaliparamba	9.00	9.00	9.50	10.00	9.50	7.00	5.00	5.00	5.00	7.00	8.00	8.50	7.71
Kasaragod	Kasaragod	7.50	7.00	6.50	8.00	6.25	5.00	5.50	6.00	7.00	6.50	6.25	6.25	6.59
	Hosdurg	10.00	6.00	6.00	6.00	5.50	5.50	7.00	8.50	8.00	8.00	6.50	7.50	7.00
State Average		19.40	15.97	17.51	15.55	13.23	13.99	14.51	16.61	15.98	15.29	15.09	20.46	16.00

Name of Commodity : Paddy straw

Rs/40 Kg Bundle

District	Taluk	Jan	Feb	Mar	Apr	May	June	July	Aug	Sept	Oct	Nov	Dec	Average
1	2	3	4	5	6	7	8	9	10	11	12	13	14	15
Trivandrum	Trivandrum	80.00	80.00	80.00	80.00	80.00	80.00	80.00	80.00	80.00	80.00	80.00	-	80.00
	Chirayinkeezhu	45.00	50.00	100.00	-	-	-	-	-	-	80.00	-	-	68.75
	Nedumangadi	150.00	150.00	150.00	150.00	150.00	-	-	-	-	-	-	37.50	131.25
Kollam	Kollam	-	140.00	140.00	145.00	-	-	-	-	140.00	-	-	-	141.25
	Kottarakkara	175.00	175.00	162.50	150.00	-	-	-	-	-	-	-	80.00	148.50
	Karunagappally	-	200.00	140.00	-	-	-	-	200.00	200.00	200.00	200.00	-	190.00
	Kunnathur	-	-	140.00	-	-	-	-	-	150.00	-	150.00	150.00	147.50
	Pathanapuram	-	-	140.00	-	-	-	-	-	-	-	-	-	140.00
Pathanamthitta	Kozhanchery	140.00	140.00	162.50	160.00	160.00	160.00	160.00	160.00	140.00	140.00	140.00	140.00	150.21
	Addor	100.00	100.00	100.00	130.00	120.00	120.00	120.00	120.00	120.00	120.00	120.00	120.00	115.83
	Thiruvalla	125.00	125.00	117.50	100.00	105.00	110.00	110.00	110.00	110.00	110.00	110.00	110.00	111.73
	Mallappally	140.00	150.00	150.00	150.00	150.00	150.00	150.00	150.00	150.00	150.00	150.00	150.00	149.29
	Ranni	140.00	140.00	140.00	140.00	140.00	140.00	140.00	-	-	-	-	100.00	135.00
Alappuzha	Karthikappally	40.00	40.00	40.00	95.00	40.00	40.00	40.00	40.00	40.00	40.00	40.00	40.00	44.23
	Mavelikkara	60.00	65.00	65.00	65.00	62.50	65.00	65.00	60.00	65.00	65.00	65.00	65.00	64.17
	Chengannur	100.00	100.00	100.00	100.00	100.00	100.00	100.00	125.00	125.00	125.00	125.00	130.00	111.07
	Kuttanadu	37.50	22.00	22.00	22.00	-	30.00	35.00	35.00	35.00	35.00	35.00	40.00	31.68
	Ambalappuzha	120.00	120.00	120.00	120.00	120.00	120.00	120.00	120.00	120.00	120.00	120.00	110.00	119.23
Kottayam	Changanassery	-	80.00	140.00	80.00	80.00	90.00	100.00	125.00	150.00	100.00	100.00	100.00	100.45
	Kottayam	80.00	80.00	80.00	80.00	80.00	80.00	-	-	-	-	-	-	80.00
	Vaikom	-	-	80.00	80.00	80.00	80.00	-	-	80.00	80.00	80.00	80.00	80.00

Paddy straw (Contd..)

District	Taluk	Jan	Feb	Mar	Apr	May	June	July	Aug	Sept	Oct	Nov	Dec	Average
1	2	3	4	5	6	7	8	9	10	11	12	13	14	15
Idukki	Thodupuzha	60.00	60.00	60.00	60.00	60.00	60.00	60.00	-	-	-	20.00	-	55.00
	Udumbanchola	-	-	-	-	-	-	-	-	-	-	-	120.00	120.00
Ernakulam	Paravoor	80.00	90.00	90.00	80.00	80.00	100.00	100.00	-	-	-	-	-	88.57
	Aluva	80.00	90.00	90.00	90.00	90.00	90.00	90.00	-	70.00	70.00	-	-	84.44
	Kunnathunadu	70.00	70.00	72.50	70.00	70.00	60.00	60.00	-	-	-	-	-	67.50
	Muvattupuzha	72.50	70.00	70.00	70.00	70.00	70.00	70.00	85.00	82.50	80.00	80.00	80.00	75.00
	Kothamangalam	70.00	75.00	72.50	70.00	70.00	62.00	71.00	80.00	80.00	80.00	80.00	80.00	74.21
Thrissur	Thrissur	75.00	75.00	75.00	75.00	75.00	75.00	75.00	75.00	75.00	75.00	75.00	112.50	78.13
	Mukundapuram	85.00	85.00	85.00	85.00	85.00	87.50	95.00	100.00	100.00	100.00	100.00	100.00	91.92
	Thalappilli	47.50	50.00	50.00	52.50	55.00	55.00	55.00	50.00	45.00	40.00	40.00	47.50	49.50
	Chavakkadu	80.00	80.00	80.00	80.00	80.00	80.00	80.00	80.00	80.00	80.00	80.00	85.00	80.42
	Kodungallur	47.00	46.50	46.00	52.00	-	40.00	-	40.00	40.00	40.00	40.00	40.00	42.88
Palakkad	Chittur	80.00	70.00	70.00	80.00	85.00	100.00	100.00	80.00	72.50	70.00	70.00	70.00	80.58
	Palakkad	80.00	80.00	92.50	90.00	95.00	100.00	100.00	100.00	95.00	85.00	80.00	80.00	89.79
	Mannarkadu	80.00	80.00	80.00	80.00	85.00	90.00	90.00	80.00	80.00	80.00	80.00	80.00	82.08
	Alathur	83.00	85.00	85.00	85.00	87.50	100.00	100.00	100.00	60.00	60.00	75.00	75.00	84.27
	Ottappalam	80.00	80.00	80.00	80.00	85.00	95.00	90.00	90.00	80.00	75.00	80.00	80.00	83.46
Malappuram	Ponnani	100.00	100.00	100.00	100.00	100.00	100.00	100.00	100.00	100.00	100.00	100.00	100.00	100.00
	Eranadu	80.00	80.00	85.00	90.00	90.00	90.00	90.00	90.00	90.00	90.00	90.00	90.00	88.21
	Perunthalmanna	75.00	75.00	75.00	75.00	-	-	-	-	-	-	-	-	75.00
	Thirur	80.00	80.00	80.00	80.00	80.00	80.00	80.00	80.00	80.00	80.00	80.00	80.00	80.00
	Nilampur	80.00	80.00	85.00	90.00	90.00	90.00	90.00	90.00	90.00	90.00	90.00	90.00	88.33
	Thirurangadi	80.00	80.00	80.00	80.00	80.00	80.00	80.00	80.00	80.00	80.00	80.00	80.00	80.00

Paddy Straw (Contd..)

District	Taluk	Jan	Feb	Mar	Apr	May	June	July	Aug	Sept	Oct	Nov	Dec	Average
1	2	3	4	5	6	7	8	9	10	11	12	13	14	15
Kozhikode	Kozhikode	100.00	100.00	100.00	100.00	100.00	100.00	100.00	100.00	100.00	100.00	100.00	100.00	100.00
	Quilandy	125.00	125.00	125.00	125.00	125.00	125.00	125.00	125.00	125.00	120.00	105.00	100.00	120.83
	Vadakara	100.00	100.00	100.00	100.00	100.00	100.00	100.00	100.00	-	-	-	-	100.00
Wayanad	Sulthanbatherri	50.00	50.00	50.00	50.00	50.00	55.00	60.00	60.00	60.00	60.00	55.00	55.00	54.58
	Mananthavadi	55.00	57.50	60.00	60.00	60.00	60.00	60.00	-	-	-	60.00	60.00	59.17
	Vaithiri	50.00	50.00	50.00	50.00	55.00	60.00	55.00	50.00	50.00	50.00	50.00	50.00	51.67
Kannur	Kannur	85.00	85.00	85.00	85.00	85.00	85.00	85.00	85.00	85.00	85.00	85.00	85.00	85.00
	Thaliparamba	78.00	78.00	78.00	78.00	78.00	80.00	80.00	80.00	80.00	80.00	80.00	80.00	79.17
Kasaragod	Kasaragod	125.00	125.00	125.00	125.00	125.00	125.00	142.50	-	110.00	77.50	70.00	70.00	109.42
	Flosdurg	140.00	140.00	140.00	140.00	140.00	140.00	180.00	180.00	130.00	80.00	80.00	80.00	130.83
	State Average	87.35	90.18	94.08	91.32	90.86	88.88	92.46	94.73	93.78	86.81	86.34	86.25	93.89

Name of Commodity: Jack Fruit

Rs/l No.

District	Taluk	Jan	Feb	Mar	Apr	May	June	July	Aug	Sept	Oct	Nov	Dec	Average
1	2	3	4	5	6	7	8	9	10	11	12	13	14	15
Trivandrum	Trivandrum	10.00	-	-	-	-	-	-	-	-	-	-	-	10.00
	Chirayinkeezhu	10.00	-	10.00	7.00	7.00	4.00	-	-	-	-	-	-	7.60
	Nedumangadu	15.00	17.50	-	15.00	9.00	5.00	5.00	-	-	-	-	-	11.08
	Neyyattinkara	8.50	10.00	8.00	8.00	8.00	8.00	8.00	8.00	-	-	-	-	8.31
Kollam	Kollam	-	-	6.50	5.00	5.00	3.00	3.00	-	-	-	-	-	4.50
	Kottarakkara	-	-	11.50	7.00	10.00	-	-	-	-	-	-	-	9.50
	Karunagappally	-	-	10.50	8.50	-	10.00	-	-	-	-	-	-	9.67
	Kunnathur	-	-	11.00	7.00	4.50	2.75	-	-	-	-	-	10.00	7.71
	Pathanapuram	-	-	12.50	-	8.00	-	-	-	-	-	-	-	10.25
Pathanamthitta	Kozhanchery	-	-	6.00	5.00	4.50	5.00	-	-	-	-	-	-	5.13
	Addor	-	-	5.00	5.00	5.00	4.00	-	-	-	-	-	-	4.75
	Thiruvalla	-	-	6.00	6.00	6.50	7.00	7.50	-	-	-	-	-	6.60
	Mallappally	-	-	7.50	7.00	6.00	6.00	-	-	-	-	-	-	6.63
	Ranni	10.00	10.00	9.00	10.00	8.00	8.00	-	-	-	-	-	-	9.17
Mappuzha	Karthikappally	-	15.00	15.00	10.00	10.00	10.00	10.00	-	-	-	-	-	11.67
	Mavelikkara	10.00	7.00	6.00	6.50	8.00	-	-	-	-	-	-	-	7.50
	Chengannur	-	-	-	7.00	7.00	7.00	-	-	-	-	-	-	7.00
	Ambalappuzha	-	-	-	9.00	8.00	6.00	-	-	-	-	-	-	7.67

Jack fruit (Contd..)

District	Taluk	Jan	Feb	Mar	Apr	May	June	July	Aug	Sept	Oct	Nov	Dec	Average
1	2	3	4	5	6	7	8	9	10	11	12	13	14	15
Kottayam	Changanassery	-	2.00	3.25	2.50	2.50	2.50	2.50	-	-	-	-	15.00	4.32
	Vaikom	-	10.00	10.00	-	-	-	-	-	-	-	-	-	10.00
	Kanjirappally	-	-	4.00	2.50	2.00	2.00	2.00	-	-	-	-	-	2.50
Idukki	Thodupuzha	-	8.00	8.00	6.00	6.00	-	-	-	-	-	-	-	7.00
	Perrumedu	-	5.00	5.50	6.00	6.00	6.00	-	-	-	-	-	-	5.70
	Udumbanchola	-	3.50	3.00	3.00	3.25	-	-	-	-	-	-	-	3.15
Ernakulam	Kanayanoor	-	-	-	-	3.00	3.00	-	-	-	-	-	-	3.00
	Paravoor	-	-	-	6.00	5.00	4.00	-	-	-	-	-	-	5.00
	Kunnathunadu	-	5.00	5.00	4.50	4.00	3.00	-	-	-	-	-	-	4.30
	Muvattupuzha	7.00	5.50	4.50	5.00	5.00	4.00	-	-	-	-	-	-	5.17
	Kothamangalam	-	5.00	5.00	4.00	4.00	4.00	4.00	-	-	-	-	-	4.33
Thrissur	Thrissur	-	17.50	15.00	20.00	7.50	5.00	-	-	-	-	-	-	13.00
	Mukundapuram	15.00	15.00	20.00	10.00	8.00	-	-	-	-	-	-	-	13.60
	Thalappilli	-	-	20.00	18.00	11.00	-	-	-	-	-	-	-	16.33
	Chavakkadu	-	-	15.00	15.00	15.00	-	-	-	-	-	-	-	15.00
	Kodungallur	-	-	20.00	10.00	10.00	2.50	-	-	-	-	-	-	12.08
Palakkad	Chittur	-	-	12.00	12.00	11.00	8.00	-	-	-	-	-	-	10.75
	Palakkad	-	10.00	10.00	10.00	6.50	6.00	-	-	-	-	-	-	8.50
	Mannarkadu	-	4.00	4.00	4.00	3.00	3.50	-	-	-	-	-	-	3.70
	Alathur	-	5.00	5.00	5.00	5.00	5.00	-	-	-	-	-	-	5.00
	Ottappalam	-	20.00	18.75	11.00	7.25	5.75	-	-	-	-	-	-	12.55

Jack fruit (Contd..)

District	Taluk	Jan	Feb	Mar	Apr	May	June	July	Aug	Sept	Oct	Nov	Dec	Average
1	2	3	4	5	6	7	8	9	10	11	12	13	14	15
Malappuram	Ponnani	-	-	5.50	4.00	4.00	4.00	-	-	-	-	-	-	4.38
	Eranadu	-	-	-	-	10.00	-	-	-	-	-	-	-	10.00
	Perunthalmanna	-	-	8.00	5.00	5.00	-	-	-	-	-	-	-	6.00
	Thirur	-	-	-	6.50	7.00	-	-	-	-	-	-	-	6.75
	Nilampur	-	-	-	-	10.00	-	-	-	-	-	-	-	10.00
	Thirurangadi	-	-	-	7.00	7.00	-	-	-	-	-	-	-	7.00
Kozhikode	Quilandy	-	-	-	6.00	9.00	-	-	-	-	-	-	-	7.50
	Vadakara	-	-	-	-	2.00	2.00	-	-	-	-	-	-	2.00
Wayanad	Sulthanbatherri	-	-	5.00	3.00	3.00	3.00	3.00	-	-	-	-	-	3.40
	Mananthavadi	-	-	-	-	3.00	2.00	-	-	-	-	-	-	2.50
	Vaithiri	-	-	-	-	3.00	-	-	-	-	-	-	-	3.00
Kannur	Thalassery	-	-	-	2.75	2.50	2.65	2.80	-	-	-	-	-	2.64
Kasaragod	Kasaragod	-	-	-	-	3.00	3.00	3.00	-	-	-	-	-	3.00
	Hosdurg	-	-	-	-	3.00	3.00	-	-	-	-	-	-	3.00
	State Average	10.69	9.21	9.19	7.42	6.22	4.71	4.62	8.00	-	-	-	18.33	7.26

Rs/Qtl

Name of Commodity: Rubber

District	Taluk	Jan	Feb	Mar	Apr	May	June	July	Aug	Sept	Oct	Nov	Dec	Average
1	2	3	4	5	6	7	8	9	10	11	12	13	14	15
Trivandrum	Trivandrum	4750.00	4800.00	4975.00	5250.00	5725.00	6150.00	5800.00	5600.00	4700.00	4800.00	4900.00	4850.00	5146.43
	Chirayinkeezhu	4725.00	5050.00	5175.00	5300.00	5600.00	6050.00	6025.00	5250.00	4675.00	4900.00	4900.00	4850.00	5208.33
	Nedumangadu	4787.50	5075.00	5325.00	5425.00	5725.00	5950.00	5850.00	5000.00	4750.00	4950.00	4750.00	4900.00	5207.29
	Neyyattinkara	4825.00	5050.00	5275.00	5700.00	5800.00	6125.00	6000.00	5100.00	4787.50	5012.50	4825.00	4800.00	5275.00
Kollam	Kottarakkara	4825.00	5050.00	5300.00	5625.00	5475.00	5650.00	5750.00	4950.00	4750.00	4825.00	4850.00	4950.00	5166.67
	Kunnathur	4787.50	4850.00	5237.50	5450.00	5625.00	5975.00	5925.00	4937.50	4750.00	4600.00	4850.00	4650.00	5123.21
	Pathanapuram	4775.00	4975.00	5212.50	5400.00	5600.00	5850.00	5550.00	4900.00	4575.00	4675.00	4600.00	4800.00	5022.32
Pathanam-thitta	Kozhanchery	4825.00	4975.00	5250.00	5625.00	5750.00	6025.00	5800.00	5050.00	4700.00	4850.00	4900.00	4875.00	5218.75
	Addor	4800.00	5000.00	5275.00	5550.00	5712.50	6000.00	5825.00	5050.00	4775.00	5000.00	4862.50	4975.00	5235.42
	Thiruvalla	4950.00	5000.00	5250.00	5450.00	5650.00	6150.00	6025.00	5200.00	4900.00	5050.00	4900.00	5000.00	5271.15
	Mallappally	4800.00	4950.00	5275.00	5525.00	5700.00	6100.00	5800.00	4975.00	4700.00	4875.00	4800.00	4825.00	5210.71
	Ranni	4800.00	5125.00	5300.00	5500.00	5650.00	6250.00	5900.00	5150.00	5100.00	5000.00	4950.00	5050.00	5314.58
Alappuzha	Mavelikkara	4900.00	4900.00	5000.00	5200.00	5350.00	6125.00	6100.00	6000.00	5900.00	5600.00	5500.00	5200.00	5481.25
	Chengannur	5100.00	5050.00	5100.00	5100.00	5450.00	6000.00	5900.00	5600.00	4850.00	5050.00	5100.00	5100.00	5239.29
Kottayam	Changanassery	4850.00	5087.50	5375.00	5650.00	5700.00	6050.00	5800.00	5250.00	4800.00	5037.50	4800.00	5040.00	5286.67
	Kottayam	4800.00	5050.00	5375.00	5600.00	5700.00	6175.00	5900.00	5175.00	4850.00	4975.00	4775.00	5025.00	5275.00
	Meenachil	4800.00	5000.00	5300.00	5550.00	5700.00	6200.00	5950.00	5100.00	4725.00	4950.00	4800.00	5025.00	5258.33

Rubber (Contd..)

District	Taluk	Jan	Feb	Mar	Apr	May	June	July	Aug	Sept	Oct	Nov	Dec	Average
1	2	3	4	5	6	7	8	9	10	11	12	13	14	15
Kottayam	Vaikom	4800.00	5200.00	5400.00	5600.00	5700.00	6175.00	5750.00	5125.00	4750.00	4875.00	4750.00	4950.00	5232.69
	Kanjirappally	4850.00	5025.00	5200.00	5525.00	5650.00	6150.00	5875.00	5175.00	4800.00	4950.00	4875.00	5000.00	5256.25
	Thodupuzha	4900.00	4975.00	5325.00	5525.00	5625.00	6000.00	6000.00	5350.00	4775.00	4850.00	4750.00	4750.00	5235.42
	Devikulam	4925.00	5150.00	5300.00	5450.00	5650.00	6350.00	6200.00	5100.00	4350.00	4475.00	4325.00	4500.00	5147.92
	Perrumedu	4675.00	4850.00	5175.00	5125.00	5775.00	5900.00	5875.00	5000.00	4600.00	4812.50	4662.50	4725.00	5097.92
	Udumbanchola	4925.00	4875.00	5000.00	5050.00	5250.00	5700.00	6400.00	5150.00	4950.00	5050.00	5100.00	5000.00	5204.17
Ernakulam	Kanayanoor	4800.00	4900.00	5150.00	5450.00	5650.00	5850.00	5900.00	5000.00	4645.00	4850.00	4850.00	5000.00	5170.42
	Aluva	4825.00	4975.00	5150.00	5500.00	5750.00	5500.00	5650.00	5100.00	4800.00	4900.00	4900.00	4800.00	5154.17
	Kunnathunadu	4825.00	5025.00	5225.00	5450.00	5600.00	6000.00	5750.00	5100.00	4650.00	4850.00	4850.00	4850.00	5181.25
	Muvattupuzha	4750.00	5000.00	5200.00	5450.00	5650.00	5900.00	5575.00	5000.00	4600.00	4825.00	4762.50	4825.00	5128.13
	Kothamangalam	4800.00	5000.00	5250.00	5450.00	5650.00	5750.00	5650.00	5150.00	4775.00	4925.00	4950.00	5050.00	5200.00
Thrissur	Thrissur	5100.00	5300.00	5537.50	5650.00	5762.50	6450.00	6350.00	5380.00	4950.00	5125.00	5100.00	5075.00	5481.67
	Mukundapuram	5000.00	5100.00	5500.00	5500.00	5500.00	5950.00	6000.00	5250.00	4800.00	4900.00	4900.00	4900.00	5326.92
	Thalappilli	4712.50	4850.00	5125.00	5425.00	5650.00	5950.00	5900.00	4950.00	4625.00	4800.00	4650.00	4650.00	5158.13
Palakkad	Chittur	4900.00	5100.00	5300.00	5550.00	5600.00	6050.00	5780.00	4950.00	4600.00	4850.00	4800.00	4850.00	5239.23
	Palakkad	4750.00	5075.00	5250.00	5500.00	5650.00	6000.00	5800.00	4925.00	4600.00	4775.00	4800.00	4800.00	5160.42
	Mannarkadu	4700.00	5000.00	5250.00	5500.00	5650.00	5975.00	5650.00	5012.50	4712.50	4875.00	4725.00	4912.50	5163.54

Rubber (Contd.)

District	Taluk	Jan	Feb	Mar	Apr	May	June	July	Aug	Sept	Oct	Nov	Dec	Average
1	2	3	4	5	6	7	8	9	10	11	12	13	14	15
Palakkad	Alathur	4950.00	5025.00	5200.00	5450.00	5500.00	6100.00	5775.00	4975.00	4600.00	4900.00	4825.00	4925.00	5230.77
	Ottappalam	4825.00	5075.00	5250.00	5675.00	5750.00	6000.00	6050.00	5000.00	4625.00	4850.00	4700.00	4800.00	5216.67
Malappuram	Eranadu	4750.00	4900.00	5200.00	5500.00	5650.00	5975.00	6050.00	5100.00	4550.00	4800.00	5100.00	5150.00	5248.21
	Perunthalmanna	4775.00	4800.00	5200.00	5650.00	5700.00	6175.00	5950.00	4600.00	4775.00	4950.00	4812.50	4750.00	5178.13
	Nilampur	4750.00	4900.00	5200.00	5500.00	5650.00	5525.00	6050.00	5100.00	4550.00	4800.00	5100.00	5150.00	5235.00
Kozhikode	Kozhikode	4800.00	5000.00	5250.00	5525.00	5800.00	6000.00	5700.00	5075.00	4825.00	5150.00	4825.00	4725.00	5282.69
	Quilandy	4800.00	4825.00	5050.00	5050.00	4950.00	5850.00	5750.00	5500.00	5300.00	4900.00	4700.00	4900.00	5131.25
	Vadakara	4500.00	4575.00	4625.00	4800.00	4850.00	5550.00	5400.00	5312.50	5025.00	5050.00	4850.00	4900.00	4953.13
Wayanad	Sulthanbathery	4825.00	5025.00	5300.00	5625.00	5700.00	6050.00	5900.00	5125.00	4775.00	4975.00	4875.00	4950.00	5260.42
	Mananthavadi	4975.00	4962.50	5325.00	5650.00	5800.00	6125.00	5825.00	5125.00	4800.00	4900.00	4812.50	4937.50	5269.79
	Vaithiri	4850.00	5050.00	5250.00	5650.00	5700.00	6150.00	6050.00	5137.50	4875.00	4950.00	4750.00	4850.00	5271.88
Kannur	Thalassery	4850.00	5075.00	5300.00	5562.50	5787.50	6150.00	5950.00	5250.00	4875.00	5050.00	4875.00	5000.00	5310.42
	Kannur	4750.00	5000.00	5225.00	5600.00	5725.00	5975.00	5825.00	5150.00	4700.00	4875.00	4775.00	4850.00	5204.17
	Thaliparamba	4800.00	5000.00	5200.00	5475.00	5650.00	6075.00	5875.00	5187.50	4800.00	4962.50	4862.50	4950.00	5236.46
Kasaragod	Kasaragod	4850.00	4900.00	4950.00	5350.00	5700.00	6050.00	6100.00	5650.00	4850.00	4900.00	5050.00	4800.00	5242.86
	Hosdurg	4800.00	4950.00	5225.00	5612.50	5725.00	6012.50	6000.00	5200.00	4950.00	5025.00	4850.00	5075.00	5251.92
State Average		4823.75	4989.00	5221.75	5465.50	5626.25	6004.75	5885.10	5149.85	4782.90	4917.50	4851.50	4905.30	5221.36

Name of Commodity: Coffee

Rs/Qtl

District	Taluk	Jan	Feb	Mar	Apr	May	June	July	Aug	Sept	Oct	Nov	Dec	Average
1	2	3	4	5	6	7	8	9	10	11	12	13	14	15
Pathanam-thitta	Kozhanchery	2700.00	2700.00	2800.00	2800.00	2750.00	2700.00	2800.00	2900.00	2700.00	2000.00	2300.00	2375.00	2627.08
	Addor	2600.00	2600.00	2600.00	2600.00	2600.00	2600.00	2700.00	2800.00	2800.00	2800.00	2800.00	2800.00	2691.67
	Thiruvalla	2600.00	2600.00	2600.00	2600.00	2650.00	2800.00	2350.00	2800.00	2875.00	2800.00	2825.00	2850.00	2707.69
	Mallappally	2800.00	2800.00	2800.00	2800.00	2900.00	3050.00	3000.00	2950.00	3100.00	3000.00	2500.00	2450.00	2828.57
	Ranni	2275.00	2800.00	2800.00	2800.00	2800.00	2800.00	2800.00	2800.00	2800.00	2800.00	2850.00	2950.00	2772.92
Alappuzha	Chengannur	2750.00	-	-	-	-	-	-	-	-	-	-	-	2750.00
Kottayam	Cheanga nassery	2750.00	-	2600.00	2600.00	2400.00	2725.00	2725.00	2800.00	-	-	-	-	2657.14
	Meenachil	2600.00	2550.00	2550.00	2600.00	2325.00	3000.00	3000.00	2900.00	2900.00	2900.00	2850.00	2950.00	2760.42
	Vaikom	2400.00	2400.00	2400.00	2500.00	2450.00	2700.00	3000.00	3000.00	3000.00	3000.00	-	-	2685.00
	Kanjirappally	2550.00	2400.00	2400.00	2450.00	2200.00	2875.00	2725.00	2700.00	2800.00	2900.00	2800.00	2750.00	2629.17
Idukki	Thodupuzha	2825.00	2700.00	2750.00	2800.00	2750.00	2900.00	3000.00	2800.00	2800.00	2825.00	2800.00	2800.00	2812.50
	Devikulam	2700.00	2700.00	2700.00	2700.00	2700.00	2700.00	2700.00	2750.00	2900.00	2900.00	2850.00	2825.00	2760.42
	Perrumedu	2850.00	2850.00	2800.00	2800.00	2800.00	2850.00	2900.00	2900.00	2900.00	2900.00	2850.00	2800.00	2850.00
	Udumbanchola	2750.00	2600.00	2650.00	2625.00	2700.00	2725.00	2800.00	2900.00	2950.00	3050.00	3075.00	3125.00	2815.38
Palakkad	Mannarkady	3800.00	3800.00	3800.00	3800.00	3800.00	3800.00	3800.00	3800.00	3800.00	3800.00	3900.00	4000.00	3825.00
Kozhikode	Kozhikode	2750.00	2650.00	2550.00	2500.00	2600.00	3200.00	3100.00	3000.00	3000.00	2900.00	2925.00	3000.00	2875.00
Wayanad	Suitthanbatherri	2875.00	2800.00	2850.00	2737.50	3050.00	3287.50	3200.00	3225.00	3200.00	3075.00	3150.00	3200.00	3054.17
	Mananthavadi	2775.00	2787.50	2850.00	2850.00	3012.50	3175.00	3112.50	3087.50	3200.00	3090.00	3100.00	3250.00	3024.17
	Vaithiri	2825.00	2812.50	2800.00	2862.50	3037.50	3250.00	3025.00	3100.00	3150.00	3112.50	3125.00	3100.00	3016.67
Kannur	Thaliparamba	-	-	-	-	-	-	-	-	-	-	-	1650.00	1650.00
	State Average	2746.05	2738.24	2738.89	2745.83	2751.39	2952.08	2929.86	2956.25	2992.65	2932.50	2918.75	2875.00	2789.65

Name of Commodity: Cocoa

Rs./Qtl

District	Taluk	Jan	Feb	Mar	Apr	May	June	July	Aug	Sept	Oct	Nov	Dec	Average
1	2	3	4	5	6	7	8	9	10	11	12	13	14	15
Pathanam-thitta	Kozhanchery	1750.00	1750.00	1750.00	1900.00	1800.00	1950.00	1950.00	2000.00	2000.00	2000.00	1950.00	1825.00	1885.42
	Addor	2300.00	2150.00	2000.00	2000.00	2100.00	2200.00	2100.00	1950.00	1900.00	1875.00	1900.00	1950.00	2035.42
	Thiruvalla	1900.00	1950.00	1875.00	2000.00	2050.00	2050.00	1950.00	1900.00	1850.00	1750.00	1725.00	1750.00	1884.62
	Mallappally	1800.00	1800.00	1850.00	1800.00	1800.00	1800.00	1800.00	1800.00	1600.00	1600.00	1825.00	1875.00	1786.54
	Ranni	1875.00	2100.00	2150.00	2025.00	2100.00	2125.00	1925.00	1750.00	1700.00	1675.00	1600.00	1650.00	1889.58
Alappuzha	Mavelikkara	-	-	2400.00	2425.00	2450.00	-	-	2220.00	2400.00	2350.00	2325.00	2300.00	2352.22
	Chengannur	-	2750.00	2750.00	2725.00	2750.00	2750.00	2750.00	2750.00	2300.00	2300.00	2300.00	2250.00	2569.23
	Kuttanadu	1800.00	1800.00	1800.00	1800.00	1800.00	1800.00	1800.00	1800.00	1800.00	1800.00	1800.00	1800.00	1800.00
	Ambala-ppuzha	-	2500.00	-	-	-	-	-	-	-	-	-	-	2500.00
	Cherthala	2000.00	2000.00	2000.00	2000.00	2000.00	2000.00	2000.00	2000.00	2000.00	2000.00	2000.00	2000.00	2000.00
Kottayam	Changanassery	2000.00	2000.00	1900.00	2050.00	2600.00	2250.00	2225.00	2125.00	2100.00	1950.00	1950.00	1800.00	2079.17
	Kottayam	2150.00	2200.00	2100.00	2200.00	2300.00	2800.00	-	-	-	2000.00	2000.00	2000.00	2194.44
	Meenachil	2300.00	2250.00	2250.00	2250.00	2600.00	2250.00	2100.00	2100.00	2000.00	2000.00	2050.00	2100.00	2187.50
	Vaikom	2150.00	2250.00	2200.00	2200.00	2450.00	2325.00	2200.00	-	2200.00	2100.00	2100.00	2100.00	2197.92
	Kanjirappally	2025.00	2000.00	1900.00	2000.00	2500.00	2300.00	2100.00	1875.00	2000.00	2000.00	2025.00	2025.00	2062.50
Idukki	Thodupuzha	2325.00	2325.00	2450.00	2450.00	2350.00	2300.00	2250.00	2000.00	1950.00	1950.00	1925.00	1900.00	2181.25
	Devikulam	2400.00	2425.00	2450.00	2450.00	2450.00	2450.00	2150.00	1925.00	1950.00	1950.00	2075.00	2150.00	2235.42
	Perrumedu	2075.00	1975.00	2000.00	2100.00	2175.00	1925.00	1725.00	1800.00	1700.00	1800.00	1800.00	2000.00	1922.92
	Udumbanchola	2350.00	2300.00	2400.00	2425.00	2500.00	2500.00	1850.00	1800.00	1850.00	2100.00	2125.00	2375.00	2228.85

Cocoa (Contd.)

District	Taluk	Jan	Feb	Mar	Apr	May	June	July	Aug	Sept	Oct	Nov	Dec	Average
1	2	3	4	5	6	7	8	9	10	11	12	13	14	15
Ernakulam	Aluva	2100.00	2100.00	2100.00	2100.00	2100.00	2100.00	2100.00	2100.00	2050.00	1900.00	2000.00	2000.00	2062.50
	Kunnathu-nadu	1800.00	2200.00	2200.00	2250.00	2300.00	2200.00	2000.00	1850.00	1600.00	1650.00	1700.00	1800.00	1962.50
	Muvattu-puzha	2100.00	2400.00	2400.00	2500.00	2450.00	2250.00	1900.00	1850.00	1900.00	2025.00	1875.00	2050.00	2141.67
	Kothaman-galam	2100.00	2100.00	-	-	2400.00	2400.00	1800.00	1700.00	1700.00	1800.00	1800.00	1800.00	1960.00
Thrissur	Thrissur	2050.00	2050.00	2200.00	2200.00	2325.00	2250.00	1900.00	1800.00	1750.00	1850.00	1875.00	1950.00	2016.67
	Mukunda-puram	2600.00	2600.00	2600.00	2600.00	2600.00	2600.00	2600.00	2600.00	2600.00	2600.00	2600.00	2600.00	2600.00
Palakkad	Palakkad	2400.00	2400.00	2400.00	2400.00	-	-	-	-	-	-	-	-	2400.00
	Mannarkadu	1800.00	1800.00	1800.00	1800.00	1800.00	1800.00	1800.00	1800.00	1800.00	1800.00	1850.00	1900.00	1812.50
Malappuram	Ernadu	2200.00	2300.00	2200.00	2200.00	2300.00	2450.00	2000.00	2100.00	2000.00	2000.00	2150.00	2000.00	2167.86
	Nilampur	2200.00	2300.00	2200.00	2200.00	2300.00	2450.00	2000.00	2100.00	2000.00	2000.00	2150.00	2000.00	2170.00
Kozhikode	Kozhikode	2200.00	2150.00	2150.00	2300.00	2400.00	2200.00	1925.00	1750.00	1875.00	1950.00	1950.00	1950.00	2076.92
	Quilandy	2300.00	2300.00	2350.00	2350.00	2250.00	2225.00	2200.00	1900.00	1925.00	1850.00	1850.00	1850.00	2112.50
	Vadakara	2250.00	2200.00	2200.00	2100.00	1950.00	1800.00	2000.00	-	-	-	-	-	2071.43
Wayanad	Vaithiri	1700.00	1700.00	1700.00	2250.00	2250.00	-	-	-	-	-	-	-	1920.00
Kannur	Thalassery	2050.00	2200.00	2150.00	2300.00	2400.00	2225.00	2000.00	1800.00	1950.00	2000.00	2000.00	2000.00	2089.58
	Thali-paramba	-	-	-	-	-	2200.00	2350.00	2425.00	2175.00	1800.00	1800.00	1925.00	2096.43
Kasaragod	Hosdurg	1200.00	1200.00	1200.00	1200.00	1550.00	1400.00	1400.00	1400.00	-	-	-	-	1318.75
	State Average	2070.31	2133.09	2123.48	2168.18	2246.97	2197.66	2027.42	1916.77	1902.42	1949.19	1920.31	1989.52	1993.35

Name of Commodity: Ginger Dry

Rs./Qtl

District	Taluk	Jan	Feb	Mar	Apr	May	Jun	Jul	Aug	Sep	Oct	Nov	Dec	AVG
1	2	3	4	5	6	7	8	9	10	11	12	13	14	15
Trivandrum	Trivandrum	4000	-	-	7000	7000	6000	-	-	-	-	-	-	6000
	Chirayinkeezhu	-	-	-	-	-	6500	-	-	-	-	-	-	6500
	Nedumangadu	-	-	-	-	5500	5000	-	-	-	-	-	-	5250
	Neyyattinkara	-	-	-	4250	5000	5000	-	-	-	-	-	-	4750
Kollam	Kottarakkara	-	6000	6500	-	-	-	-	-	-	-	-	-	6250
	Kunnathur	-	-	-	-	-	-	-	-	-	-	-	10000	10000
	Pathanapuram	6000	-	-	-	-	-	-	-	-	-	-	-	6000
Pathanamthitta	Kozhanchery	8250	8850	9650	10250	13000	12750	12750	12250	12000	12000	-	-	11175
	Addor	8000	8650	9500	10050	11100	13000	13000	13000	13000	13000	13000	12000	11442
	Thiruvalla	-	8100	8500	-	-	-	-	-	-	-	-	-	8300
	Ranni	8800	9650	10000	10425	11250	13800	13800	-	-	-	-	-	11104
Kottayam	Changanassery	-	-	-	-	-	-	-	-	-	-	-	10000	10000
	Kottayam	-	-	10000	10750	11000	-	-	-	-	12000	-	-	10938
	Meenachil	8500	9000	10500	11000	11000	11750	12500	-	-	-	-	-	10607
	Vaikom	-	9000	10250	11000	11000	-	-	-	-	-	-	11000	10450
	Kanjirappally	7000	7950	10400	10500	11750	13250	13000	12500	12125	12500	11750	11000	11144
Idukki	Thodupuzha	8650	9175	9900	10500	12250	12500	12500	12000	12000	12000	12000	11000	11206
	Devikulam	7050	8750	9400	9750	10450	11000	12000	12000	12000	12000	12000	11500	10658
	Perrumedu	-	8500	10000	10000	12750	-	-	-	-	-	-	-	10313
	Udumbanchola	5350	6100	6600	7100	7550	8100	11000	11000	11000	11000	12000	12000	8877

Ginger (Contd.)

District	Taluk	Jan	Feb	Mar	Apr	May	Jun	Jul	Aug	Sep	Oct	Nov	Dec	AVG
1	2	3	4	5	6	7	8	9	10	11	12	13	14	15
Ernakulam	Aluva	6000	7700	8600	8800	10500	8900	12000	-	-	-	-	-	8929
	Kunnathunadu	7600	8750	9000	9000	11500	13250	12250	13000	-	-	-	-	10544
	Muvattupuzha	7050	8875	9000	9000	11500	15000	-	-	-	-	-	-	10071
	Kothamangalam	7650	8350	-	-	12000	14000	13250	13900	12800	-	-	-	11707
Thrissur	Thalappilli	6000	7250	8000	7500	7750	9000	9000	-	10750	-	11000	15000	9217
	Kodungallur	-	-	-	-	-	-	-	-	-	-	-	-	-
Palakkad	Chittur	-	-	10000	10000	11500	11500	11500	-	-	-	-	-	10900
	Mannarkadu	-	-	-	-	11000	-	-	-	-	-	-	-	11000
	Alathur	8500	8700	9475	9750	11000	11000	11750	11000	11000	11500	11000	10750	10552
	Ottappalam	7500	8250	9300	11000	12000	11500	11900	11750	11600	11150	10250	10000	10623
Malappuram	Nilampur	-	-	-	-	-	14500	-	-	-	-	-	-	14500
Kozhikode	Kozhikode	7000	7100	7275	9750	10050	9450	8750	-	-	-	-	-	8603
	Quilandy	-	6500	8000	8750	8625	9500	9500	9500	10000	7888	-	-	8696
	Vadakara	-	7100	7050	7500	-	-	-	-	-	-	-	-	7217
Wayanad	Sulthanbatherri	5750	5500	8750	10000	10000	11400	10000	8000	8000	7500	8500	10000	8617
	Mananthavadi	6450	7475	8400	9650	10150	11350	11000	10000	8100	9500	9500	10850	9369
	Vaithiri	6750	7000	8550	9600	9800	11500	11000	9500	9000	9000	9250	9250	9183
Kannur	Thalassery	7650	7725	10250	10250	12000	13000	12250	11250	11750	12000	12000	11000	10927
	Thaliparamba	7200	7400	8250	8850	9000	9000	9000	9000	-	-	-	-	8463
Kasaragod	Hosdurg	7400	7575	8950	9000	-	-	-	-	-	-	-	-	8231
State Average		7088	7612	8967	8931	10299	10559	11226	10891	10555	10931	10029	11023	8792

Rs/Qtl.

Name of Commodity: Brinjal

District	Taluk	Jan	Feb	Mar	Apr	May	June	July	Aug	Sept	Oct	Nov	Dec	Average
1	2	3	4	5	6	7	8	9	10	11	12	13	14	15
Trivandrum	Trivandrum	850.00	700.00	750.00	800.00	500.00	500.00	-	-	-	-	-	800.00	700.00
	Chirayinkeezhu	900.00	550.00	725.00	700.00	650.00	-	400.00	-	-	-	-	600.00	646.43
	Nedumangadu	775.00	750.00	700.00	675.00	1000.00	-	-	-	-	-	-	-	780.00
	Neyyattinkara	-	-	-	-	-	-	-	1000.00	1100.00	1000.00	-	-	1033.33
Kollam	Kottarakkara	612.50	-	700.00	700.00	600.00	550.00	600.00	600.00	600.00	550.00	500.00	550.00	596.59
	Kunnathur	-	-	-	-	-	-	-	-	-	700.00	-	700.00	700.00
Pathanamthitta	Addor	550.00	625.00	500.00	400.00	450.00	650.00	725.00	625.00	650.00	925.00	1350.00	725.00	681.25
	Thiruvalla	800.00	900.00	500.00	750.00	700.00	625.00	775.00	800.00	725.00	1100.00	1500.00	900.00	844.23
	Mallappally	-	-	-	-	-	-	-	900.00	850.00	1100.00	1400.00	1000.00	1041.67
Alappuzha	Chengannur	600.00	600.00	625.00	650.00	650.00	650.00	650.00	750.00	700.00	700.00	900.00	850.00	691.07
Kottayam	Meenachil	550.00	550.00	-	-	-	-	-	-	-	-	-	-	550.00
Idukki	Thodupuzha	750.00	825.00	650.00	600.00	650.00	625.00	650.00	725.00	675.00	550.00	525.00	500.00	643.75
Ernakulam	Kothamangalam	-	-	550.00	500.00	500.00	650.00	600.00	-	-	-	-	-	560.00

Brinjal (Contd..)

District	Taluk	Jan	Feb	Mar	Apr	May	June	July	Aug	Sept	Oct	Nov	Dec	Average
1	2	3	4	5	6	7	8	9	10	11	12	13	14	15
Thrissur	Thrissur	500.00	600.00	500.00	600.00	600.00	600.00	600.00	-	-	-	-	600.00	575.00
	Mukundapuram	450.00	425.00	425.00	450.00	425.00	462.50	475.00	475.00	475.00	450.00	425.00	425.00	448.08
	Thalappilli	425.00	500.00	700.00	700.00	-	850.00	775.00	800.00	600.00	500.00	1050.00	800.00	707.81
Palakkad	Chittur	500.00	500.00	450.00	400.00	425.00	-	550.00	500.00	575.00	600.00	800.00	700.00	545.45
	Palakkad	-	-	-	-	-	-	600.00	550.00	600.00	600.00	850.00	835.00	672.50
	Mannarkadu	600.00	600.00	550.00	450.00	400.00	450.00	750.00	700.00	500.00	600.00	900.00	1000.00	625.00
Malappuram	Eranadu	600.00	600.00	575.00	587.50	575.00	-	-	-	-	-	-	500.00	572.92
	Thirur	-	-	-	-	300.00	300.00	-	-	-	-	-	-	300.00
	Nilampur	600.00	600.00	575.00	587.50	575.00	-	-	-	-	-	-	500.00	575.00
Kannur	Thalassery	575.00	550.00	650.00	600.00	650.00	750.00	800.00	750.00	700.00	650.00	550.00	500.00	643.75
Kasaragod	Kasaragod	800.00	700.00	625.00	750.00	750.00	800.00	800.00	700.00	775.00	750.00	650.00	700.00	735.71
	Hosdurg	600.00	600.00	-	-	-	-	-	700.00	550.00	650.00	600.00	625.00	678.13
	State Average	633.55	598.68	575.00	605.56	577.78	604.46	650.00	673.44	654.69	695.59	857.14	690.50	611.13

Name of Commodity: Cucumber

Rs/Qtl

District	Taluk	Jan	Feb	Mar	Apr	May	June	July	Aug	Sept	Oct	Nov	Dec	Average
1	2	3	4	5	6	7	8	9	10	11	12	13	14	15
Trivandrum	Trivandrum	700.00	500.00	-	-	325.00	450.00	500.00	500.00	550.00	600.00	700.00	600.00	560.42
	Chirayinkeezhu	625.00	400.00	525.00	525.00	525.00	400.00	400.00	450.00	-	-	600.00	600.00	505.00
	Nedumangadu	775.00	625.00	725.00	675.00	800.00	500.00	500.00	575.00	500.00	400.00	500.00	650.00	602.08
	Neyyattinkara	575.00	-	-	550.00	600.00	-	-	400.00	400.00	450.00	450.00	500.00	490.63
	Kollam	-	-	-	-	-	-	-	300.00	-	-	500.00	600.00	466.67
	Kottarakkara	400.00	400.00	600.00	400.00	450.00	400.00	450.00	500.00	500.00	500.00	525.00	500.00	468.75
	Kunnathur	400.00	400.00	350.00	337.50	312.50	300.00	300.00	300.00	300.00	250.00	375.00	350.00	334.62
Pathanamthitta	Kozhanchery	550.00	350.00	425.00	400.00	400.00	400.00	400.00	400.00	425.00	450.00	462.50	475.00	428.13
	Addor	500.00	375.00	300.00	325.00	325.00	425.00	450.00	550.00	475.00	450.00	450.00	500.00	427.08
	Thiruvalla	550.00	362.50	300.00	600.00	575.00	600.00	437.50	450.00	450.00	725.00	550.00	450.00	500.00
	Mallappally	550.00	575.00	525.00	525.00	550.00	600.00	650.00	550.00	450.00	700.00	650.00	550.00	576.79
	Ranni	575.00	600.00	550.00	537.50	500.00	675.00	600.00	600.00	600.00	600.00	575.00	575.00	582.29
Alappuzha	Mavelikkara	325.00	300.00	375.00	450.00	-	-	-	-	-	-	-	-	362.50
	Chengannur	700.00	700.00	550.00	400.00	450.00	500.00	500.00	350.00	350.00	350.00	400.00	400.00	457.14
	Cherthala	450.00	300.00	250.00	300.00	-	-	-	-	-	-	-	-	325.00
Kottayam	Changanassery	500.00	-	425.00	450.00	650.00	-	525.00	400.00	425.00	475.00	500.00	500.00	485.00
	Kottayam	550.00	300.00	275.00	400.00	575.00	500.00	500.00	375.00	400.00	600.00	600.00	325.00	444.23
	Meenachil	750.00	475.00	300.00	325.00	362.50	400.00	400.00	400.00	400.00	400.00	425.00	400.00	419.79
	Vaikom	550.00	300.00	-	400.00	450.00	500.00	400.00	375.00	487.50	550.00	525.00	375.00	440.63
Idukki	Thodupuzha	375.00	425.00	450.00	500.00	400.00	425.00	450.00	475.00	450.00	375.00	450.00	425.00	433.33
Ernakulam	Kanayanoor	500.00	375.00	375.00	475.00	450.00	500.00	450.00	450.00	455.00	425.00	450.00	350.00	437.92
	Aluva	-	-	-	700.00	-	-	-	-	350.00	400.00	400.00	400.00	450.00
	Kunnathunadu	350.00	375.00	400.00	450.00	475.00	550.00	500.00	400.00	300.00	425.00	375.00	300.00	408.33
	Muvattupuzha	450.00	350.00	412.50	500.00	425.00	450.00	425.00	500.00	400.00	500.00	450.00	387.50	437.50
	Kothamangalam	-	350.00	350.00	425.00	400.00	375.00	400.00	400.00	500.00	550.00	400.00	500.00	422.73

Cucumber (Contd..)

District	Taluk	Jan	Feb	Mar	Apr	May	June	July	Aug	Sept	Oct	Nov	Dec	Average
1	2	3	4	5	6	7	8	9	10	11	12	13	14	15
Thrissur	Thrissur	600.00	475.00	475.00	650.00	700.00	650.00	650.00	-	-	-	-	700.00	612.50
	Mukundapuram	350.00	325.00	300.00	500.00	550.00	450.00	550.00	750.00	600.00	700.00	500.00	500.00	501.92
	Thalappilli	550.00	625.00	550.00	500.00	500.00	550.00	500.00	550.00	450.00	650.00	675.00	500.00	551.25
Palakkad	Chittur	375.00	350.00	350.00	375.00	410.00	500.00	325.00	325.00	350.00	350.00	525.00	575.00	395.00
	Palakkad	425.00	400.00	400.00	420.00	425.00	400.00	400.00	400.00	400.00	400.00	450.00	435.00	412.92
	Mannarkadu	400.00	375.00	400.00	450.00	500.00	550.00	500.00	400.00	400.00	400.00	475.00	500.00	445.83
	Alathur	405.00	430.00	435.00	435.00	-	-	400.00	400.00	400.00	350.00	500.00	500.00	425.50
	Ottappalam	575.00	500.00	500.00	575.00	500.00	637.50	500.00	450.00	400.00	400.00	400.00	400.00	487.50
Malappuram	Ponnani	-	-	250.00	-	250.00	-	-	-	-	-	-	-	250.00
	Eranadu	362.50	300.00	300.00	362.50	350.00	500.00	350.00	337.50	500.00	512.50	325.00	287.50	370.19
	Perunthalmanna	450.00	400.00	275.00	400.00	200.00	425.00	375.00	300.00	325.00	325.00	262.50	262.50	333.33
	Thirur	-	-	-	-	300.00	-	-	275.00	300.00	350.00	350.00	350.00	325.00
	Nilampur	312.50	300.00	325.00	362.50	387.50	475.00	400.00	375.00	425.00	437.50	362.50	300.00	371.67
	Thirurangadi	-	-	-	600.00	400.00	-	-	250.00	300.00	350.00	350.00	350.00	368.75
Kozhikode	Kozhikode	400.00	400.00	397.50	350.00	350.00	-	-	-	-	-	-	-	379.50
	Quilandy	-	-	500.00	450.00	-	-	-	-	-	-	-	-	475.00
	Vadakara	650.00	600.00	475.00	525.00	-	-	-	-	-	-	-	300.00	510.00
Kannur	Thalassery	700.00	525.00	450.00	550.00	625.00	600.00	600.00	750.00	600.00	650.00	675.00	650.00	614.58
	Kannur	525.00	350.00	400.00	500.00	600.00	-	-	600.00	575.00	650.00	-	-	525.00
	Thaliparamba	400.00	300.00	375.00	500.00	600.00	512.50	425.00	500.00	525.00	750.00	500.00	640.00	502.29
Kasaragod	Kasaragod	525.00	425.00	375.00	425.00	400.00	525.00	500.00	500.00	525.00	500.00	462.50	400.00	463.39
	Hosdurg	437.50	300.00	350.00	375.00	400.00	400.00	-	475.00	725.00	700.00	525.00	500.00	476.04
	State Average	503.56	415.83	408.63	464.07	461.19	488.64	462.13	444.55	446.51	490.79	478.21	460.06	452.42

Name of Commodity: Ladies Finger Rs/Qtl

District	Taluk	Jan	Feb	Mar	Apr	May	June	July	Aug	Sept	Oct	Nov	Dec	Average
I	2	3	4	5	6	7	8	9	10	11	12	13	14	15
Trivandrum	Trivandrum	1150.00	800.00	-	-	525.00	525.00	500.00	500.00	500.00	575.00	750.00	650.00	656.25
	Chirayinkeezhu	550.00	475.00	625.00	825.00	950.00	-	-	450.00	-	-	800.00	650.00	665.63
	Nedumangadu	875.00	675.00	750.00	725.00	1050.00	800.00	-	900.00	-	-	-	-	825.00
	Neyyattinkara	1000.00	-	-	-	-	-	-	1200.00	1200.00	1200.00	1100.00	-	1140.00
Kollam	Kottarakkara	400.00	-	-	-	-	-	-	-	-	-	-	400.00	400.00
	Kunnathur	400.00	-	-	-	-	-	-	-	-	-	400.00	450.00	416.67
Pathanamthitta	Addor	650.00	650.00	775.00	900.00	900.00	800.00	800.00	775.00	825.00	825.00	875.00	925.00	808.33
	Mallappally	-	-	-	-	1200.00	1200.00	950.00	950.00	850.00	1000.00	950.00	1100.00	1025.00
	Ranni	-	-	-	-	-	1200.00	-	-	-	-	-	-	1200.00
Kottayam	Changanassery	1000.00	350.00	-	500.00	-	1000.00	600.00	700.00	775.00	650.00	700.00	700.00	697.50
	Kottayam	-	-	-	-	-	-	-	600.00	500.00	550.00	600.00	1200.00	675.00
	Meenachil	900.00	800.00	500.00	450.00	475.00	625.00	500.00	550.00	650.00	700.00	700.00	700.00	629.17
Idukki	Thodupuzha	725.00	850.00	600.00	700.00	850.00	850.00	850.00	850.00	800.00	750.00	725.00	550.00	758.33
Ernakulam	Kanayanoor	-	-	-	-	-	-	-	-	-	550.00	600.00	-	575.00
	Aluva	400.00	400.00	575.00	-	700.00	400.00	400.00	-	600.00	600.00	550.00	500.00	512.50
	Kunnathunadu	450.00	475.00	650.00	775.00	825.00	900.00	800.00	-	-	-	600.00	550.00	669.44
	Kothamangalam	-	-	650.00	775.00	775.00	725.00	750.00	-	-	-	-	-	735.00

Ladies Finger (Contd..)

District	Taluk	Jan	Feb	Mar	Apr	May	June	July	Aug	Sept	Oct	Nov	Dec	Average
1	2	3	4	5	6	7	8	9	10	11	12	13	14	15
Thrissur	Thrissur	600.00	700.00	750.00	900.00	700.00	800.00	600.00	-	-	-	-	800.00	731.25
	Mukundapuram	900.00	850.00	700.00	800.00	850.00	800.00	700.00	800.00	650.00	750.00	750.00	750.00	776.92
	Thalappilli	650.00	625.00	800.00	1000.00	-	950.00	800.00	800.00	650.00	800.00	900.00	1000.00	819.44
Palakkad	Chittur	550.00	500.00	600.00	650.00	700.00	800.00	350.00	550.00	500.00	550.00	675.00	750.00	578.85
	Palakkad	800.00	700.00	900.00	875.00	800.00	850.00	550.00	350.00	450.00	500.00	555.00	500.00	652.50
	Mannarkadu	750.00	675.00	800.00	800.00	800.00	750.00	625.00	675.00	550.00	600.00	625.00	650.00	691.67
	Alathur	-	-	-	-	-	-	-	500.00	500.00	500.00	525.00	725.00	550.00
	Ottappalam	-	-	-	-	-	-	625.00	700.00	550.00	550.00	550.00	650.00	607.14
Malappuram	Eranadu	825.00	825.00	800.00	-	-	-	-	750.00	-	-	-	-	800.00
	Perunthalmanna	-	-	-	-	825.00	875.00	800.00	600.00	750.00	675.00	800.00	650.00	746.88
	Thirur	-	-	-	-	-	-	-	500.00	575.00	600.00	600.00	675.00	591.67
	Nilampur	800.00	800.00	-	-	-	-	-	-	800.00	-	-	-	800.00
	Thirurangadi	-	-	-	-	-	-	-	500.00	575.00	600.00	600.00	675.00	591.67
Kozhikode	Kozhikode	-	-	1560.00	1300.00	1000.00	-	-	-	-	-	-	1125.00	1246.25
	Quilandy	-	-	650.00	725.00	-	-	-	-	-	-	-	-	687.50
	Vadakara	900.00	900.00	825.00	875.00	-	-	-	-	-	-	-	-	875.00
Kannur	Thalassery	850.00	775.00	875.00	900.00	1000.00	875.00	800.00	625.00	700.00	750.00	850.00	925.00	827.08
	Kannur	-	750.00	925.00	1000.00	-	-	-	-	-	-	-	-	891.67
	Thaliparamba	750.00	675.00	775.00	1075.00	1225.00	975.00	775.00	687.50	825.00	825.00	875.00	1037.50	875.00
Kasaragod	Kasaragod	1025.00	800.00	775.00	1000.00	925.00	900.00	850.00	875.00	925.00	950.00	800.00	900.00	905.36
	Hosdurg	900.00	900.00	900.00	937.50	950.00	900.00	-	900.00	775.00	900.00	900.00	850.00	892.71
	State Average	752.00	693.48	772.17	840.34	858.33	840.91	681.25	691.50	686.46	706.25	716.85	751.34	750.72

Rs/Qtl

Name of Commodity: Pumpkin

District	Taluk	Jan	Feb	Mar	Apr	May	June	July	Aug	Sept	Oct	Nov	Dec	Average
1	2	3	4	5	6	7	8	9	10	11	12	13	14	15
Trivandrum	Trivandrum	450.00	400.00	400.00	-	-	-	-	-	450.00	500.00	-	400.00	433.33
	Chirayinkeezhu	525.00	400.00	475.00	500.00	500.00	-	-	-	-	-	-	-	480.00
	Nedumangadu	800.00	750.00	-	800.00	775.00	-	-	800.00	600.00	550.00	675.00	800.00	727.78
	Neyyattinkara	500.00	-	-	-	-	-	-	-	-	-	-	-	500.00
Kollam	Kollam	-	-	-	-	-	-	250.00	300.00	-	400.00	-	250.00	300.00
	Kottarakkara	300.00	-	-	-	-	-	-	-	400.00	400.00	-	400.00	375.00
Pathanamthitta	Kozhanchery	350.00	400.00	375.00	350.00	350.00	375.00	325.00	325.00	412.50	437.50	462.50	475.00	386.46
	Addor	400.00	450.00	400.00	400.00	450.00	400.00	375.00	425.00	450.00	350.00	350.00	350.00	400.00
	Thiruvalla	375.00	450.00	375.00	425.00	400.00	437.50	412.50	400.00	400.00	450.00	450.00	425.00	417.31
	Mallappally	500.00	-	-	-	-	500.00	500.00	600.00	400.00	400.00	450.00	450.00	475.00
Alappuzha	Chengannur	450.00	450.00	450.00	425.00	450.00	450.00	450.00	375.00	400.00	400.00	500.00	600.00	444.64
	Cherthala	-	200.00	200.00	250.00	-	-	-	-	-	-	-	-	216.67
Kottayam	Changanassery	400.00	-	400.00	400.00	450.00	500.00	500.00	600.00	400.00	425.00	412.50	-	448.75
	Kottayam	400.00	-	-	-	-	-	-	400.00	-	400.00	400.00	400.00	400.00
	Meenacchi	500.00	500.00	450.00	400.00	425.00	450.00	450.00	450.00	450.00	450.00	425.00	450.00	450.00
	Vaikom	400.00	350.00	-	-	-	450.00	375.00	375.00	400.00	375.00	475.00	500.00	411.11
Idukki	Thodupuzha	325.00	375.00	450.00	400.00	400.00	400.00	350.00	375.00	425.00	375.00	450.00	425.00	395.83
	Udumbanchola	-	-	-	-	-	-	-	-	-	-	-	325.00	325.00
Ernakulam	Kanayanoor	-	-	-	-	-	-	-	-	-	400.00	425.00	400.00	408.33
	Aluva	-	-	-	-	-	-	-	-	400.00	350.00	-	-	375.00
	Kunnathunadu	400.00	400.00	400.00	375.00	350.00	475.00	425.00	325.00	300.00	350.00	300.00	300.00	366.67
	Muvattupuzha	400.00	-	400.00	375.00	375.00	500.00	400.00	350.00	400.00	400.00	400.00	400.00	400.00
	Kothamangalam	-	-	-	-	-	-	-	-	650.00	475.00	425.00	400.00	487.50

Pumpkin (Contd.)

District	Taluk	Jan	Feb	Mar	Apr	May	June	July	Aug	Sept	Oct	Nov	Dec	Average
1	2	3	4	5	6	7	8	9	10	11	12	13	14	15
Thrissur	Thrissur	425.00	425.00	400.00	550.00	550.00	550.00	500.00	550.00	550.00	600.00	600.00	600.00	525.00
	Mukundapuram	425.00	600.00	425.00	525.00	475.00	475.00	450.00	475.00	425.00	425.00	425.00	450.00	465.38
	Thalappilli	500.00	400.00	500.00	500.00	400.00	400.00	400.00	400.00	325.00	350.00	300.00	400.00	406.94
Palakkad	Chittur	337.50	300.00	300.00	300.00	330.00	400.00	275.00	250.00	200.00	250.00	375.00	350.00	303.27
	Palakkad	325.00	325.00	350.00	310.00	335.00	350.00	325.00	300.00	325.00	300.00	300.00	300.00	320.42
	Mannarkadu	400.00	425.00	400.00	400.00	400.00	475.00	425.00	350.00	325.00	300.00	375.00	500.00	397.92
	Alathur	312.50	327.50	335.00	335.00	-	-	250.00	250.00	250.00	325.00	350.00	400.00	313.50
	Ottappalam	500.00	525.00	475.00	450.00	550.00	590.00	500.00	450.00	325.00	200.00	300.00	250.00	431.92
Malappuram	Eranadu	380.00	375.00	437.50	462.50	375.00	-	275.00	325.00	275.00	300.00	-	375.00	359.55
	Perunthalmanna	-	-	-	-	-	-	300.00	275.00	325.00	325.00	250.00	300.00	295.83
	Thirur	300.00	350.00	400.00	425.00	425.00	400.00	400.00	275.00	300.00	300.00	300.00	400.00	351.92
	Nilampur	362.50	350.00	387.50	400.00	325.00	-	350.00	425.00	350.00	387.50	-	350.00	367.71
	Thirurangadi	-	-	-	450.00	500.00	425.00	375.00	275.00	250.00	250.00	250.00	325.00	335.00
Kozhikode	Kozhikode	-	-	500.00	625.00	500.00	-	-	-	-	-	-	-	541.67
	Quilandy	-	350.00	500.00	450.00	-	-	-	-	-	-	-	-	433.33
	Vadakara	-	-	-	-	-	-	-	-	-	-	-	350.00	350.00
Kannur	Thalassery	500.00	512.50	500.00	650.00	600.00	600.00	600.00	600.00	600.00	600.00	600.00	600.00	580.21
	Kannur	-	-	-	-	-	-	-	500.00	-	400.00	-	-	450.00
	Thaliparamba	350.00	300.00	312.50	525.00	487.50	500.00	400.00	287.50	325.00	450.00	475.00	565.00	414.79
Kasaragod	Kasaragod	462.50	475.00	425.00	450.00	425.00	487.50	550.00	500.00	-	-	-	500.00	472.50
	Hosdurg	400.00	300.00	400.00	387.50	425.00	300.00	-	350.00	325.00	350.00	350.00	325.00	355.68
	State Average	420.47	409.46	407.67	443.17	445.46	453.75	399.55	404.30	387.89	388.89	408.62	419.17	411.29

Name of Commodity: Yam

Rs/Qtl

District	Taluk	Jan	Feb	Mar	Apr	May	June	July	Aug	Sept	Oct	Nov	Dec	Average
1	2	3	4	5	6	7	8	9	10	11	12	13	14	15
Trivandrum	Trivandrum	800.00	800.00	900.00	1000.00	900.00	950.00	950.00	850.00	700.00	600.00	650.00	650.00	789.29
	Chirayinkeezhu	850.00	900.00	1000.00	950.00	900.00	825.00	800.00	700.00	775.00	775.00	700.00	700.00	822.92
	Nedumangadu	1050.00	1000.00	1100.00	1100.00	1200.00	1150.00	1200.00	1250.00	900.00	700.00	750.00	900.00	1025.00
	Neyyattinkara	650.00	850.00	1250.00	1250.00	1000.00	1000.00	1000.00	1000.00	800.00	900.00	775.00	600.00	922.92
Kollam	Kollam	650.00	800.00	900.00	900.00	-	-	600.00	600.00	-	550.00	600.00	550.00	683.33
	Kottarakkara	600.00	700.00	900.00	1000.00	1000.00	775.00	650.00	600.00	575.00	525.00	500.00	600.00	702.08
	Kunnathur	650.00	800.00	875.00	900.00	875.00	900.00	750.00	600.00	575.00	625.00	625.00	550.00	730.36
	Pathanapuram	700.00	-	850.00	-	-	-	-	-	-	-	600.00	600.00	670.00
Pathanamthitta	Kozhanchery	850.00	900.00	950.00	1000.00	1250.00	1000.00	700.00	700.00	525.00	550.00	562.50	587.50	797.92
	Addor	800.00	800.00	800.00	900.00	925.00	900.00	825.00	625.00	625.00	600.00	625.00	650.00	756.25
	Thiruvalla	850.00	900.00	900.00	1000.00	1200.00	1125.00	875.00	700.00	725.00	725.00	700.00	800.00	869.23
	Mallappally	550.00	650.00	800.00	1125.00	-	1200.00	975.00	700.00	650.00	650.00	700.00	600.00	782.69
	Ranni	-	-	-	-	-	-	1000.00	600.00	575.00	512.50	462.50	675.00	637.50
Alappuzha	Mavelikkara	700.00	1000.00	1275.00	1300.00	-	-	-	-	-	-	-	-	1068.75
	Chengannur	550.00	550.00	600.00	650.00	800.00	950.00	950.00	875.00	900.00	900.00	900.00	1000.00	798.21
Kottayam	Changanassery	850.00	1000.00	975.00	950.00	900.00	950.00	850.00	725.00	725.00	725.00	650.00	625.00	827.08
	Kottayam	825.00	875.00	1000.00	1050.00	1275.00	1150.00	900.00	700.00	700.00	630.00	575.00	550.00	840.77
	Meenachil	725.00	850.00	850.00	950.00	775.00	925.00	850.00	850.00	800.00	800.00	675.00	500.00	795.83
	Vaikom	825.00	900.00	875.00	1075.00	1250.00	1050.00	825.00	700.00	700.00	625.00	600.00	550.00	809.62
	Kanjirappally	700.00	900.00	950.00	1000.00	1550.00	1250.00	-	-	-	-	-	500.00	978.57

Yam (Contd..)

District	Taluk	Jan	Feb	Mar	Apr	May	June	July	Aug	Sept	Oct	Nov	Dec	Average
1	2	3	4	5	6	7	8	9	10	11	12	13	14	15
Idukki	Thodupuzha	575.00	675.00	750.00	800.00	775.00	1200.00	1100.00	875.00	800.00	550.00	512.50	512.50	760.42
	Devikulam	550.00	-	600.00	-	-	-	-	535.00	487.50	510.00	550.00	525.00	536.79
	Perrumedu	450.00	480.00	550.00	-	-	-	-	500.00	500.00	400.00	400.00	412.50	461.56
	Udumbanchola	-	-	-	-	-	-	-	-	-	400.00	450.00	525.00	458.33
Ernakulam	Kanayanoor	800.00	900.00	900.00	1050.00	1175.00	1085.00	825.00	600.00	575.00	600.00	650.00	550.00	809.17
	Paravoor	-	-	-	-	-	-	-	-	-	750.00	725.00	700.00	725.00
	Aluva	750.00	800.00	850.00	1000.00	1100.00	800.00	1000.00	775.00	775.00	725.00	775.00	725.00	839.58
	Kunnathunadu	750.00	750.00	825.00	1050.00	1150.00	1100.00	900.00	600.00	500.00	575.00	600.00	600.00	783.33
	Muvattupuzha	825.00	850.00	850.00	-	1125.00	950.00	825.00	625.00	550.00	525.00	575.00	650.00	759.09
	Kothamangalam	725.00	825.00	875.00	850.00	-	1150.00	1050.00	800.00	700.00	750.00	700.00	750.00	834.09
Thrissur	Thrissur	800.00	800.00	1050.00	1450.00	1300.00	1100.00	950.00	925.00	900.00	900.00	900.00	725.00	983.33
	Mukundapuram	750.00	800.00	950.00	1200.00	1025.00	900.00	750.00	850.00	700.00	700.00	800.00	750.00	851.92
	Thalappilli	800.00	800.00	1000.00	1000.00	-	1050.00	900.00	800.00	800.00	600.00	700.00	750.00	860.00
	Kodungallur	900.00	1000.00	1200.00	1300.00	1225.00	1250.00	1100.00	1000.00	750.00	625.00	750.00	700.00	979.41

Yam (Contd..)

District	Taluk	Jan	Feb	Mar	Apr	May	June	July	Aug	Sept	Oct	Nov	Dec	Average
1	2	3	4	5	6	7	8	9	10	11	12	13	14	15
Palakkad	Chittur	-	-	-	850.00	850.00	-	550.00	600.00	600.00	600.00	625.00	650.00	652.78
	Palakkad	775.00	825.00	900.00	825.00	900.00	-	650.00	625.00	500.00	550.00	625.00	645.00	710.91
	Mannarkadu	850.00	900.00	850.00	800.00	800.00	1000.00	750.00	650.00	700.00	600.00	600.00	700.00	766.67
	Alathur	550.00	650.00	605.00	580.00	-	-	600.00	600.00	600.00	600.00	600.00	600.00	598.50
	Ottappalam	775.00	750.00	700.00	-	-	-	-	600.00	600.00	600.00	525.00	575.00	640.63
Malappuram	Eranadu	815.00	900.00	875.00	1150.00	1325.00	-	700.00	750.00	700.00	650.00	650.00	650.00	856.92
	Perunthalmanna	800.00	-	900.00	1100.00	1100.00	1000.00	825.00	700.00	600.00	600.00	600.00	600.00	802.27
	Thirur	700.00	-	775.00	875.00	950.00	950.00	-	650.00	650.00	650.00	650.00	675.00	743.18
	Nilampur	762.50	800.00	700.00	1050.00	1300.00	1200.00	1000.00	800.00	750.00	650.00	650.00	637.50	886.67
	Thirurangadi	700.00	800.00	825.00	850.00	900.00	950.00	-	700.00	725.00	700.00	700.00	675.00	768.75
Kozhikode	Kozhikode	925.00	900.00	1050.00	1200.00	-	-	1225.00	855.00	850.00	-	1000.00	795.00	977.78
	Quilandy	650.00	600.00	750.00	800.00	-	-	800.00	762.50	675.00	750.00	800.00	725.00	731.25
	Vadakara	1000.00	1000.00	925.00	925.00	-	-	-	-	-	-	-	-	962.50
Wayanad	Sulthanbathery	900.00	875.00	-	1000.00	1000.00	1050.00	750.00	575.00	540.00	587.50	612.50	450.00	758.18
	Mananthavadi	900.00	950.00	900.00	-	1025.00	1075.00	820.00	550.00	490.00	565.00	587.50	557.50	765.45
	Vaithiri	825.00	1012.50	1000.00	1200.00	1150.00	1100.00	815.00	600.00	550.00	512.50	525.00	450.00	811.67
Kannur	Thalassery	1100.00	1150.00	1250.00	1550.00	1650.00	1650.00	1000.00	900.00	900.00	875.00	900.00	900.00	1152.08
	Kannur	900.00	-	-	-	-	-	-	-	-	700.00	-	-	800.00
	Thaliparamba	875.00	1025.00	1025.00	1225.00	1350.00	1125.00	850.00	700.00	700.00	675.00	687.50	775.00	917.71
Kasaragod	Kasaragod	1000.00	950.00	900.00	1075.00	-	-	1000.00	1025.00	975.00	950.00	925.00	900.00	977.08
	Hosdurg	700.00	825.00	875.00	925.00	1100.00	1050.00	1100.00	850.00	850.00	875.00	675.00	550.00	850.00
	State Average	771.62	842.77	897.04	1017.33	1083.11	1049.59	872.91	732.34	686.01	653.85	660.29	645.63	801.48

Name of Commodity: Coconut Leaves

Rs/200Sheets

District	Taluk	Jan	Feb	Mar	Apr	May	June	July	Aug	Sept	Oct	Nov	Dec	Average
1	2	3	4	5	6	7	8	9	10	11	12	13	14	15
Trivandrum	Trivandrum	400.00	500.00	450.00	450.00	450.00	450.00	450.00	450.00	450.00	450.00	450.00	450.00	450.00
	Chirayinkeezhu	500.00	600.00	600.00	600.00	600.00	600.00	600.00	600.00	600.00	600.00	600.00	600.00	591.67
	Nedumangadu	400.00	400.00	400.00	400.00	400.00	400.00	375.00	350.00	350.00	375.00	362.50	400.00	384.38
	Neyyattinkara	350.00	350.00	350.00	350.00	350.00	350.00	350.00	350.00	350.00	350.00	350.00	350.00	350.00
Kollam	Kollam	400.00	-	400.00	100.00	-	-	-	-	-	-	-	-	300.00
	Kottarakkara	325.00	300.00	400.00	400.00	-	-	-	-	-	-	-	350.00	355.00
	Karunagappally	400.00	400.00	400.00	400.00	-	-	-	-	-	-	-	-	400.00
	Kunnathur	400.00	400.00	400.00	-	-	-	-	-	-	-	-	-	400.00
	Pathanapuram	-	-	400.00	-	-	-	-	-	-	-	-	-	400.00
Pathanamthitta	Addor	350.00	350.00	350.00	350.00	350.00	350.00	350.00	350.00	350.00	350.00	350.00	350.00	350.00
	Thiruvalla	450.00	450.00	450.00	450.00	450.00	450.00	450.00	450.00	450.00	450.00	450.00	450.00	450.00
	Mallappally	350.00	350.00	350.00	350.00	350.00	350.00	-	-	-	-	-	-	350.00
	Ranni	-	-	-	300.00	-	-	-	-	-	-	-	-	300.00
Alappuzha	Karthikappally	400.00	400.00	400.00	400.00	400.00	400.00	400.00	400.00	400.00	400.00	400.00	400.00	400.00
	Mavelikkara	400.00	450.00	475.00	475.00	475.00	475.00	475.00	475.00	475.00	475.00	475.00	475.00	468.33
	Chengannur	250.00	250.00	250.00	325.00	250.00	250.00	250.00	350.00	350.00	350.00	350.00	360.00	304.29

Coconut Leaves (Contd..)

District	Taluk	Jan	Feb	Mar	Apr	May	June	July	Aug	Sept	Oct	Nov	Dec	Average
1	2	3	4	5	6	7	8	9	10	11	12	13	14	15
Alappuzha	Kuttanadu	400.00	400.00	400.00	400.00	400.00	400.00	400.00	400.00	400.00	400.00	400.00	400.00	400.00
	Ambalappuzha	400.00	400.00	400.00	400.00	400.00	400.00	450.00	400.00	400.00	400.00	400.00	400.00	403.85
	Cherthala	300.00	300.00	300.00	300.00	300.00	300.00	300.00	312.50	325.00	325.00	325.00	325.00	309.38
Kottayam	Changanassery	400.00	400.00	400.00	400.00	400.00	400.00	400.00	400.00	400.00	400.00	400.00	400.00	400.00
	Kottayam	400.00	400.00	400.00	400.00	400.00	400.00	400.00	-	-	-	-	-	400.00
	Vaikom	375.00	375.00	362.50	350.00	350.00	350.00	350.00	350.00	350.00	350.00	350.00	350.00	355.21
Ernakulam	Kochi	300.00	300.00	300.00	300.00	300.00	300.00	300.00	333.00	331.50	333.00	333.00	333.00	316.39
	Paravoor	350.00	350.00	350.00	350.00	-	-	-	-	-	-	-	-	350.00
Thrissur	Thrissur	350.00	350.00	350.00	350.00	350.00	350.00	350.00	350.00	350.00	350.00	350.00	350.00	350.00
	Mukundapuram	425.00	425.00	425.00	425.00	425.00	425.00	425.00	425.00	425.00	425.00	425.00	425.00	425.00
	Thalappilli	400.00	400.00	400.00	400.00	400.00	400.00	400.00	400.00	400.00	400.00	400.00	400.00	400.00
	Chavakkadu	250.00	250.00	250.00	250.00	250.00	250.00	250.00	250.00	250.00	250.00	250.00	250.00	250.00
	Kodungallur	320.00	350.00	350.00	310.00	310.00	300.00	310.00	300.00	300.00	300.00	290.00	280.00	310.00
Palakkad	Chittur	300.00	300.00	300.00	325.00	350.00	375.00	400.00	425.00	400.00	400.00	400.00	375.00	365.38
	Palakkad	450.00	450.00	450.00	450.00	450.00	450.00	450.00	450.00	450.00	450.00	450.00	450.00	450.00
	Mannarkadu	400.00	400.00	400.00	400.00	400.00	400.00	400.00	400.00	400.00	400.00	400.00	400.00	400.00
	Alathur	325.00	325.00	325.00	337.50	350.00	375.00	400.00	400.00	400.00	400.00	400.00	400.00	372.12
	Ottappalam	475.00	475.00	475.00	487.50	500.00	500.00	500.00	500.00	500.00	500.00	500.00	500.00	493.27



Name of Commodity: Cardamom

Rs/Kg

District	Taluk	Jan	Feb	Mar	Apr	May	June	July	Aug	Sept	Oct	Nov	Dec	Average
1	2	3	4	5	6	7	8	9	10	11	12	13	14	15
Idukki	Thodupuzha	300.00	300.00	300.00	287.50	287.50	300.00	300.00	292.50	287.50	275.00	282.50	285.00	285.00
	Devikulam	267.50	270.00	270.00	270.00	270.00	270.00	270.00	267.50	282.50	280.00	270.00	255.00	255.00
	Perrumedu	330.00	350.00	300.00	332.50	340.00	320.00	320.00	320.00	320.00	297.50	275.00	275.00	275.00
	Udumbanchola	345.00	320.00	325.00	322.50	320.00	322.50	320.00	340.00	300.00	270.00	260.00	310.00	310.00
Wayanad	Mananthavadi	300.00	287.50	300.00	300.00	290.00	270.00	277.50	300.00	310.00	370.00	400.00	425.00	319.17
	Vaithiri	350.00	325.00	287.50	275.00	277.50	337.50	350.00	362.50	350.00	350.00	300.00	300.00	322.08
	State Average	315.42	308.75	297.08	297.92	297.50	303.33	306.25	313.75	308.33	307.08	297.91	308.33	294.37

Name of Commodity: Chilly Red


Rs/Qtl


District	Taluk	Jan	Feb	Mar	Apr	May	June	July	Aug	Sept	Oct	Nov	Dec	Average
1	2	3	4	5	6	7	8	9	10	11	12	13	14	15
Kasaragod	Kasaragod	5600.00	5500.00	5200.00	4500.00	4600.00	-	-	-	-	-	-	-	4983.33
	Hosdurg	-	-	4000.00	4000.00	4000.00	4000.00	4000.00	-	-	-	-	-	4000.00
	State Average	5600.00	5500.00	4600.00	4250.00	4300.00	4000.00	4000.00	-	-	-	-	-	4491.67

Rs/Qtl

Name of Commodity: Sweet Potato

District	Taluk	Jan	Feb	Mar	Apr	May	June	July	Aug	Sept	Oct	Nov	Dec	Average
1	2	3	4	5	6	7	8	9	10	11	12	13	14	15
Trivandrum	Chirayinkeezhu	500.00	500.00	615.00	700.00	700.00	-	600.00	575.00	-	-	-	400.00	573.75
	Nedumangadu	750.00	750.00	-	-	-	-	-	-	-	-	-	-	750.00
Pathanamthitta	Kozhanchery	-	-	-	-	-	-	-	-	-	-	650.00	600.00	625.00
	Addor	-	-	-	-	-	-	-	-	-	-	600.00	550.00	575.00
	Thiruvalla	-	-	-	-	-	-	-	-	-	-	700.00	600.00	650.00
	Mallappally	-	-	-	-	-	-	-	-	-	-	500.00	500.00	500.00
	Ranni	-	-	-	-	-	-	-	-	-	-	650.00	600.00	625.00
Idukki	Udumbanchola	-	-	-	-	-	-	-	-	-	-	-	500.00	500.00
Ernakulam	Aluva	-	-	-	-	-	-	-	-	200.00	200.00	-	-	200.00
	Kothamangalam	-	-	-	-	-	-	-	-	-	500.00	500.00	-	500.00
Thrissur	Thalappilli	400.00	-	-	-	-	-	-	-	400.00	400.00	-	400.00	400.00
Palakkad	Patakkad	-	-	-	-	-	-	-	-	-	-	300.00	300.00	300.00
	Mannarkadu	-	-	-	-	-	-	-	-	400.00	400.00	300.00	-	366.67
Malappuram	Eranadu	-	-	-	-	-	-	-	-	-	-	-	375.00	375.00
	Nilampur	-	-	-	-	-	-	-	-	-	-	-	375.00	375.00
Kozhikode	Vadakara	-	450.00	450.00	450.00	-	-	-	-	-	-	-	450.00	450.00
Wayanad	Mananthavadi	-	-	-	-	-	-	200.00	-	-	-	-	-	200.00
Kannur	Thalassery	-	-	-	-	350.00	250.00	300.00	350.00	350.00	350.00	350.00	350.00	331.25
Kasaragod	Kasaragod	462.50	412.50	400.00	400.00	400.00	400.00	400.00	387.50	425.00	400.00	400.00	400.00	406.25
	Hosdurg	312.50	325.00	317.50	305.00	312.50	325.00	350.00	350.00	325.00	350.00	375.00	375.00	338.27
	State Average	485.00	487.50	445.63	463.75	440.63	325.00	370.00	415.63	350.00	371.43	484.09	451.67	452.06





Name of Commodity: Bran

Rs/Kg.

District	Taluk	Jan	Feb	Mar	Apr	May	June	July	Aug	Sept	Oct	Nov	Dec	Average
1	2	3	4	5	6	7	8	9	10	11	12	13	14	15
Pathanamthitta	Kozhanchery	1.00	1.00	1.00	1.00	1.00	1.00	1.00	1.00	1.00	-	-	-	1.00
	Addor	1.50	1.50	1.50	1.50	1.50	1.50	1.50	1.50	1.50	1.50	1.50	1.50	1.50
	Thiruvalla	1.28	1.30	1.28	1.20	1.20	1.20	1.20	1.20	1.20	1.20	1.20	1.20	1.22
	Ranni	1.75	1.75	1.75	1.75	1.75	1.75	1.75	-	-	-	-	-	1.75
Alappuzha	Karthikappally	0.50	0.50	0.50	0.50	0.50	0.50	0.50	0.50	0.50	0.50	1.00	1.00	0.62
	Chengannur	-	-	-	1.50	-	-	-	-	-	-	-	-	1.50
	Kuttanadu	1.50	1.50	1.50	1.50	1.50	1.50	1.50	1.50	1.50	1.50	1.50	1.50	1.50
Ernakulam	Kothamangalam	1.25	1.25	1.25	-	1.25	1.25	-	-	-	-	-	-	1.25
Thrissur	Thrissur	1.00	1.00	1.00	1.00	1.00	1.00	1.00	1.00	1.00	1.00	1.00	1.00	1.00
	Thalappilli	0.80	0.80	0.80	0.80	0.80	0.80	0.80	0.80	0.80	0.80	0.80	0.80	0.80
	Chavakkadu	0.75	0.75	0.75	0.75	0.75	0.75	0.75	0.75	0.75	0.75	0.75	0.75	0.75
Palakkad	Chittur	0.50	0.50	0.50	0.50	0.55	0.60	0.60	-	-	-	-	-	0.54
	Palakkad	0.60	0.60	0.60	0.60	0.65	0.70	0.70	0.70	0.70	0.70	0.70	0.70	0.66
	Mannarkadu	0.80	0.85	0.80	0.80	0.85	0.90	0.90	0.90	0.90	0.90	0.90	0.90	0.87
	Alathur	0.60	0.60	0.60	0.60	0.60	0.60	0.60	0.60	0.60	0.60	0.60	0.60	0.60
Kannur	Thalassery	1.00	1.00	1.00	1.00	1.00	1.00	-	-	-	-	-	-	1.00
Kasaragod	Kasaragod	1.20	1.20	1.20	1.20	1.20	1.20	1.20	-	-	-	-	-	1.20
	State Average	1.00	0.97	1.00	1.01	1.01	1.02	1.00	0.95	0.95	0.95	1.00	1.00	1.04

Name of Commodity: **Green Grass** Rs/10 Kg Bundle

District	Taluk	Jan	Feb	Mar	Apr	May	June	July	Aug	Sept	Oct	Nov	Dec	Average
1	2	3	4	5	6	7	8	9	10	11	12	13	14	15
Trivandrum	Nedumangadu	20.00	20.00	20.00	20.00	17.50	15.00	15.00	-	15.00	15.00	15.00	15.00	17.05
Pathanamthitta	Neyyattinkara	17.50	20.00	20.00	20.00	20.00	20.00	20.00	20.00	20.00	20.00	20.00	20.00	19.79
	Kozhanchery	20.00	20.00	20.00	20.00	20.00	20.00	20.00	20.00	20.00	20.00	20.00	20.00	20.00
	Addor	50.00	50.00	50.00	50.00	50.00	50.00	45.00	42.50	-	-	-	-	48.44
	Thiruvalla	30.00	35.00	37.50	37.50	35.00	35.00	35.00	35.00	35.00	35.00	35.00	32.50	34.62
	Mallappally	40.00	40.00	45.00	35.00	30.00	30.00	30.00	30.00	30.00	30.00	30.00	30.00	32.86
Kottayam	Changanassery	30.00	20.00	20.00	20.00	20.00	20.00	20.00	20.00	20.00	20.00	20.00	20.00	20.83
	Vaikom	15.00	15.00	15.00	15.00	15.00	15.00	15.00	15.00	15.00	15.00	15.00	15.00	15.00
Ernakulam	Kanayanoor	25.00	25.00	25.00	25.00	25.00	25.00	25.00	-	-	25.00	25.00	25.00	25.00
Palakkad	Palakkad	-	-	-	-	-	-	-	-	-	-	-	20.00	20.00
	Mannarkadu	30.00	-	-	-	20.00	20.00	20.00	20.00	-	25.00	20.00	-	22.14
Kannur	Thaliparamba	-	-	-	-	10.00	8.50	8.00	8.50	9.00	10.00	10.00	10.00	9.25
State Average		27.75	27.22	28.06	26.94	23.86	23.50	23.00	23.44	20.50	21.50	21.00	20.75	23.75

Taluk wise Retail Prices of Farm Produce

January

District	Taluk	January												
		01	02	03	04	05	06	07	08	09	10	11	12	13
Kasaragod		Paddy(Kg)	Coconut 1 No.	Areanut Ripe 1 No.	Groundnut (Kg)	Cashew Nut Ripe Kg	Pepper (Kg)	Tapioca (Kg)	Ginger Dry (Kg)	Sugarcane (Kg)	Banana Ripe(Kg)	Mango Green (Kg)	Pineapple (each)	Lemon Grass oil(Kg)
	Kasaragod	6.00	7.00	0.50			68.00	5.25			14.00		7.50	
Kannur	Hosdurg	6.50	5.50	0.65			68.50	6.00	69.00		15.00			
	Thalassery		6.00	0.35		35.00	72.00	4.25	75.00		13.00	24.00		410.00
Wayanad	Kannur		6.50	0.50			75.00	6.00			15.00			
	Thaliparamba	6.80	5.75	0.40		34.00	70.00	5.00	75.00	3.25	13.50	13.00		
Kozhikode	Sulthanbatheri	7.00	6.50	0.35			78.00	4.00	60.00		9.50			
	Mananthavadi	7.50	7.50	0.40			78.00	5.00	74.00		12.00			
Malappuram	Vaithiri	6.75	6.75	0.30			75.00	3.50	70.00		10.00			
	Kozhikode	6.50	6.00	0.30		31.00	71.00	3.50	70.00		12.00		13.00	
Malappuram	Quilandy	8.50	5.50	0.20			60.00	4.50			11.00	8.00		
	Vadakara	8.00	5.50	0.22			66.00	4.50	33.50		12.50	30.00		
Malappuram	Ponnani	6.00	6.00	0.30		30.00	65.00				11.50	10.00		
	Ernadu	5.75	5.25	0.45			73.00	4.50			12.00			
Thirur	Perunthalmanna	7.50	5.50	0.25			75.00	4.00			13.00			
	Thirur	9.00	5.50	0.40				4.50			12.00			

January Contd...

District	Taluk	1	2	3	4	5	6	7	8	9	10	11	12	13
Palakkad	Chittur	7.50	6.50	0.40			68.00	5.00	85.00		12.00			
	Palakkad	7.80	6.00	0.40	7.00		70.00	5.00			12.00	20.00	6.00	
	Mannarkadu	7.50	6.00	0.50			70.00	5.00			12.50	15.00	5.00	
	Alathur	7.80	6.00	0.40			68.00	3.50	86.00		11.00		5.00	
Thrissur	Ottappalam	8.00	6.00	0.50			70.00	4.25	75.00		12.50			
	Thrissur	7.00	6.00	0.60			70.00	6.00			14.00	20.00	11.00	
	Mukundapuram	6.70	6.00	0.40			66.00	4.50			14.00	15.00	5.50	
	Thalappilli	7.00	6.50	0.45		32.00	65.00	5.00	60.00		13.50	15.00	8.00	
	Chavakkadu	7.00	5.25	0.30			71.00				13.00			
	Kodungallur	7.00	6.50	0.75		34.00	71.00	4.50			13.00			
Eranakulam	Kanayanoor	7.50	7.00	0.35			65.00	4.25	77.00		12.00		5.00	
	Kochi		6.00	0.35										
	Paravoor	6.50	6.50	0.35			66.00	4.25			12.00			
	Aluva	6.50	6.50	0.35			66.00	3.75			11.00		4.75	
	Kunnathunadu	7.00	7.00	0.30			67.00	3.75	76.00		11.50	13.00	5.50	
	Muvattupuzha	6.50	6.50	0.35			67.00	4.00	78.00		12.00	12.00	7.00	
Idukki	Kothamangalam	7.00	6.75	0.25			66.00	4.00	78.00		10.00		5.50	
	Thodupuzha	7.50	7.00	0.50			67.00	3.00	85.00		12.00		6.00	
	Devikulam	8.00	6.90	0.30			70.00	3.00	71.00	0.90	9.50			390.00
	Peerumedu		8.00	0.40			70.00	3.75			12.00			
	Udumbanchola		9.00	0.70			65.00	4.50	58.00		10.00		7.75	470.00

January Contd...

District	Taluk	1	2	3	4	5	6	7	8	9	10	11	12	13
Kottayam	Changanassery		6.50	0.30		68.00	4.50				16.00		6.50	
	Kottayam	6.80	7.00	0.35		67.00	5.00				14.50		7.00	
	Meenachil	6.75	7.50	0.50		72.00	5.00				15.00		9.00	
	Vaikom	7.00	7.50	0.50		70.00	5.00				16.50	20.00	7.00	
Alappuzha	Kanjirappally		8.50	0.40		71.00	4.00		70.00				7.00	
	Karthikappally	7.50	7.50	0.50		80.00	5.00				15.00	15.00		
	Mavelikkara	6.50	8.50	0.25			4.00				16.00	30.00		
	Chengannur	8.00	7.00	0.35		68.00	5.00				13.00			
	Kuttanadu	6.75	5.25	0.25			5.00				13.00	10.00		
	Ambalappuzha	7.50	6.50	0.20			5.50				13.00			
Pathanamthitta	Cherthala		5.00	0.15								12.00		
	Kozhanchery	7.50	7.50	0.20		69.00	3.50		81.00	0.80	13.50		4.50	
	Adoor	6.90	6.25	0.40		70.00	3.00		80.00		14.00		4.50	
	Thiruvalla	7.25	6.00	0.30		67.00	5.00				13.00		5.00	
	Mallappally		8.00	0.25		72.00	5.00				14.00	15.00	5.00	
	Ranni	6.50	7.25	0.40		72.00	6.00		90.00		15.00		6.00	
Kollam	Kollam		6.50	0.30		22.00	4.00				12.00	14.00	7.00	
	Kottarakkara	5.75	7.50	0.30		29.00	4.00				12.00	14.00		
	Karunagappally		7.50	0.30		20.00	4.00				12.00	15.00		
	Kunnathur	6.50	6.50	0.30		22.00	4.00				12.00		4.00	
	Pathanapuram	6.50	7.50	0.30			4.00				12.00		5.00	
	Trivandrum		6.50	0.50		35.00	6.00				18.00	25.00	9.00	
Trivandrum	Chirayinkeezhu	7.00	7.00	0.40		26.00	5.00				17.00		12.00	
	Nedumangadu	6.75	6.00	0.50		62.00	4.00				15.00		10.00	
	Neyyattinkara		5.75	0.50		19.00	4.00				18.00	20.00	7.00	
	AVERAGE		7.06	0.38	7.00	63.58	4.47	72.89	1.65	13.02	16.74	6.95	423.33	

January Contd...

District	Taluk	14	15	16	17	18	19	20	21	22	23	24	25	26
		Tamarind (Kg)	Turmeric (Kg)	Brinjal (Kg)	Cucumber (Kg)	Ladies finger (Kg)	Pumpkin(Kg)	Betal Leaves (10 nos)	Chanai (Kg)	Straw (Kg)	Coconut palm leaves (10 full sheets)	Cotton(Kg)	Sesamun (Kg)	Rubber (Kg)
Kasaragod	Kasaragod			9.00	6.00	12.50	5.25	1.00	12.00	3.50	25.00			49.00
	Hosdurg	20.00	40.00	7.00	5.00	9.50	4.50	1.10	7.50	4.00				48.00
Kannur	Thalassery		44.00	6.00	6.00	10.50	5.00		12.00		30.00			49.00
	Kannur				6.00					3.00	30.00			49.00
Wayanad	Thaliparamba				3.50	8.00	3.50	1.00	9.50	2.00	40.00			48.00
	Sulthanbatheri		40.00						10.00	1.25				48.25
Kozhikode	Mananthavadi	20.00	35.00						10.00	1.50				49.50
	Vaithiri		32.00						8.50	1.25				49.00
Malappuram	Kozhikode	18.00			4.00	16.00		1.00	9.00	2.50				49.50
	Quilandy	22.00						0.80	6.50	2.25	40.00			46.00
Malappuram	Vadakara	14.00	33.00		6.50	9.00		0.60	10.00	2.50	37.50			48.50
	Ponnani	10.00								3.00	30.00			
Perunthalmanna	Eranadu			7.75	3.75	10.00	4.25	1.10	10.00	2.30	40.00			
	Thirur	12.00			5.00				9.00	2.00	45.00			48.00
		10.00					4.00	1.80		2.00	30.00			

January Contd...

District	Taluk	14	15	16	17	18	19	20	21	22	23	24	25	26
Palakkad	Chittur	15.00		7.00	4.00	9.00	5.00				30.00	50.00		48.00
	Palakkad	12.00			5.00	10.00	4.00	2.00	10.00	2.00	40.00			47.50
	Mannarkadu	15.00	46.00	8.00	6.00	10.00	6.00	1.50	10.00	2.00	40.00			48.00
	Alathur	10.00	49.00		4.50		4.00		8.00	1.50	35.00			49.00
	Ottappalam		40.00		6.50		6.00	1.25	8.50	2.50	45.00			48.00
Thrissur	Thrissur			6.00	8.00	8.00	6.00	1.00	10.00	5.00	35.00			50.50
	Mukundapuram	12.00	30.00	5.00	4.00	10.00	5.00	2.00	9.00	3.50	43.00			50.00
	Thalappilli	20.00	41.00	6.00	8.00	8.00	5.00	1.70		5.00	40.00			48.50
	Chavakkadu	15.00								2.00	25.00			
	Kodungallur							3.50	9.50	1.50	32.00			
Ernakulam	Kanayanoor	20.00	42.00		6.00	9.00	6.00	1.20	9.00	3.00				48.00
	Kochi										30.00			
	Paravoor	20.00								3.00	35.00			
	Aluva	19.00			6.00	4.25			8.00	2.00				48.50
	Kunnathunadu	20.00	40.00		4.50	5.00	4.00	3.50	8.00	3.00				48.50
Idukki	Muvattupuzha	19.00	40.00		6.00		6.00		9.00	2.50				48.00
	Kothamangalam								8.00	2.25				48.00
	Thodupuzha	20.00	47.00	8.00	4.00	8.00	3.50		6.00	1.50		40.00		48.50
	Devikulam													49.50
	Peerumedu								4.00					47.00
Udumbanchola		40.00											48.00	

January Contd...

District	Taluk	14	15	16	17	18	19	20	21	22	23	24	25	26
Kottayam	Changanassery			6.00			5.00	2.50	8.00		40.00			49.00
	Kottayam		47.50		6.00		5.00	3.00	7.50	2.00	40.00			48.00
	Meenachil			7.00	8.00	10.00	7.00	3.00	9.00					48.00
	Vaikom				5.50		4.50	3.00	8.50		37.50			48.00
Alappuzha	Kanjirappally	25.00	40.00						7.50					49.00
	Karthikappally	40.00						2.50		1.50	40.00	15.00		
	Mavelikkara				3.00			2.75	7.00	1.50	20.00			49.00
	Chengannur				8.00		5.00	2.00	7.00	2.00	40.00			51.00
Pathanamthitta	Kuttanadu	14.00								0.90	40.00			
	Ambalappuzha							1.40		1.40	40.00			
	Cherthala	30.00			3.50			2.00			30.00			
	Kozhanchery	30.00	42.50		5.50		4.50	2.00	8.50	3.50				48.50
Kollam	Adoor	22.00	45.00	6.00	5.00	6.00	4.00	2.50	8.00	5.00	40.00			48.00
	Thiruvalla	35.00	44.00	8.00	6.50		6.00	4.00	9.00	4.00	45.00			48.00
	Mallappally	30.00			6.00			3.00	6.50	3.50	35.00			48.00
	Ranni	40.00	50.00		6.50			4.00		4.00				49.00
Trivandrum	Kollam	20.00						2.50	8.00					
	Kottarakkara	20.00		7.50	5.00	5.00	4.00	2.50	7.00	5.50	35.00			49.00
	Karunagappally	18.00						2.50			40.00			
	Kunnathur	20.00						2.00	7.00					48.00
Trivandrum	Pathanapuram	20.00						2.00						47.50
	Trivandrum	19.00		9.00	8.00	12.00	5.00	3.00	9.00	4.00	45.00			48.00
	Chirayinkeezhu	26.00		11.00	9.00	9.00	7.00	3.00	16.00	2.00	50.00			47.00
	Nedumangadu	20.00		8.50	9.00	9.00	8.00	4.00	12.00	3.75	40.00			48.00
AVERAGE	Neyyattinkara	18.00		10.00	7.00	10.00	5.00	6.00	8.00		35.00			48.00
		20.26	41.27	7.60	5.79	9.07	5.06	2.28	8.74	2.65	36.75	35.00		48.42

February

District	Taluk	February												
		01	02	03	04	05	06	07	08	09	10	11	12	13
Kasaragod		Paddy(Kg)	Coconut 1 No.	Arcanut Ripe 1 No.	Groundnut (Kg)	Cashew Nut Ripe Kg	Pepper (Kg)	Tapioca (Kg)	Ginger Dry (Kg)	Sugercane (Kg)	Banana Ripe(Kg)	Mango Green (Kg)	Pineapple (each)	Lemon Grass oil(Kg)
	Kasaragod	5.50	6.00	0.50		29.00	63.00	4.50			12.00		8.00	
	Hosdurg	6.50	5.75	0.70		32.00	63.50	6.00	82.00		14.00			
Kannur	Thalassery		6.00	0.35		34.00	66.00	4.25	82.00		12.50	22.00	8.00	400.00
	Kannur		6.50	0.50		34.00	75.00	6.00			15.00	11.00		
Wayanad	Thaliparamba	6.75	6.00	0.40		33.00	66.00	5.00	75.00		12.00	12.00		
	Sulthanbatheri	7.00	6.50	0.30			66.00	4.00	50.00		8.00			
	Mananthavadi	7.00	7.00	0.50		30.00	67.00	4.00	75.00		12.00			
Kozhikode	Vaithiri	6.75	6.75	0.35			66.00	3.50	70.00		9.00			
	Kozhikode	6.50	6.50	0.30		31.00	65.00	3.50	71.00		12.00	9.50	13.00	
	Quilandy	8.00	5.50	0.20		25.00	60.00	4.50	70.00		12.00	7.00	12.00	
Malappuram	Vadakara	8.00	5.50	0.23		33.00	64.00	4.50			12.00	18.00		
	Ponnani	6.50	5.50	0.30			70.00				12.00	7.00		
	Ernadu	6.00	5.25	0.45		35.00	70.00	4.50			12.00		7.00	
	Perunthalmanna	7.50	5.50	0.25			70.00	4.00			13.00	6.00		
	Thirur	9.00	5.00	0.40				4.50			12.00			

February Contd...

District	Taluk	1	2	3	4	5	6	7	8	9	10	11	12	13
Palakkad	Chittur	7.30	6.00	0.35		31.00	65.00	5.00	95.00		11.00			
	Palakkad	7.50	6.00	0.40		32.00	64.00	5.00			13.00	7.00	8.50	
	Mannarkadu	7.20	6.00	0.50		31.00	64.00	5.00			12.00	12.00	8.00	
Thrissur	Alathur	7.80	6.00	0.40		32.00	66.00	3.50	95.00		12.50	8.00	5.00	
	Ottappalam	7.80	5.50	0.50		31.00	65.00	4.50	95.00		13.00	6.00		
	Thrissur	7.30	6.50	0.70		31.00	63.00	6.00			15.00	10.00	7.00	
Ernakulam	Mukundapuram	6.75	6.00	0.45		32.00	62.00	5.00			14.00	15.00	6.50	
	Thalappilli	7.00	6.50	0.55		32.00	61.00	4.50	80.00		13.00	12.00	8.00	
	Chavakkadu	7.50	5.25	0.30			65.00				14.00	7.00		
Idukki	Kodungallur		6.00	0.75		33.00	65.00	4.50			14.00	12.50		
	Kanayanoor	7.00	6.00	0.40		30.00	63.00	4.00	90.00		12.50	8.00	5.00	
	Kochi		5.75	0.45								9.00		
Idukki	Paravoor	6.75	6.25	0.35			62.00	4.00			12.50	5.00		
	Aluva	6.50	6.50	0.40			62.00	3.50			12.50		4.75	
	Kunnathunadu	7.00	6.50	0.40		28.00	63.00	4.00	90.00		12.00	9.00	5.00	
Idukki	Muvattupuzha	6.75	6.50	0.35			61.00	4.00	90.00		12.00	8.00	6.00	
	Kothamangalam	7.25	7.00	0.35			62.00	3.75	90.00		10.50	6.50	6.00	
	Thodupuzha	7.00	7.00	0.50		31.00	65.00	3.00	98.50		13.00	8.00	6.00	
Idukki	Devikulam	8.00	6.80	0.30			66.00	3.00	88.00	0.90	10.00			400.00
	Pecurmedu		8.00	0.40			64.00	3.75	90.00		11.00			
	Udumbanchola		9.00	0.60			65.00	4.50	60.00		11.00		7.50	470.00

February Contd...

District	Taluk	1	2	3	4	5	6	7	8	9	10	11	12	13
Kottayam	Changanassery	7.35	6.50	0.30			68.00	4.50			15.50	8.00	6.00	
	Kottayam	6.80	6.50	0.40			65.00	4.00			13.75		5.75	
	Meenachil	6.75	7.50	0.50		35.00	70.00	5.00	100.00		15.00		7.00	
Alappuzha	Vaikom	7.00	7.50	0.55		32.00	65.00	5.00	90.00		16.00	8.50	6.00	
	Kanjirappally		7.50	0.65			63.00	4.00	85.00		14.50		5.00	
	Karthikappally	7.50	7.50	0.50		28.00	80.00	5.00			15.00	10.00		
Pathanamthitta	Mavelikkara	6.75	7.00			30.00		4.00			17.00	12.00	10.00	
	Chengannur	8.00	6.50	0.40		30.00	65.00	5.00			13.00	7.00		
	Kuttanadu	7.00	5.00	0.25				5.00			14.00	8.00		
Kollam	Ambalappuzha	7.50	6.50	0.20				5.50			14.00	10.00		
	Cherthala		5.00	0.20		28.00						6.00		
	Kozhanchery	7.50	8.00	0.45		35.50	63.00	3.50	96.00	0.80	13.50	10.00	4.50	
Trivandrum	Adoor	6.90	6.25	0.45		32.00	70.00	3.00	90.00		14.00	6.50	5.00	
	Thiruvalla	7.25	6.50	0.50		31.00	63.00	4.50		0.80	13.00	5.00	5.00	
	Mallappally	8.00	8.00	0.35		30.00	68.00	5.00			14.00	8.00	6.00	
Kollam	Ranni	6.50	7.50	0.50		32.00	70.00	6.00	100.00		16.00	6.00	6.00	
	Kollam	6.50	6.50	0.50		30.00		4.00			14.00	7.00	8.00	
	Kottarakkara	6.25	7.00	0.40		35.00	66.00	4.00	80.00		13.00	10.00		
Trivandrum	Karunagappally		8.00			30.00		4.00			10.00	12.00		
	Kunnathur	6.50	7.00	0.25		32.00		4.00			14.00	8.00	3.50	
	Pathanapuram	6.50	6.50	0.35				4.00			12.00		5.00	
Trivandrum	Trivandrum		6.00	0.35			65.00	6.00			18.00	20.00	9.00	
	Chirayinkeezhu	7.50	6.50	0.50			61.00	6.00			17.00		10.00	
	Nedumangadu	6.75	6.00	0.40		30.00	63.00	4.00			15.00	10.00	10.00	
Trivandrum	Neyyattinkara		6.00	0.75		32.00		4.00			20.00	20.00	7.00	
	AVERAGE	7.08	6.44	0.42		31.35	65.39	4.43	84.35	0.83	13.21	9.72	6.94	423.33

February Contd...

District	Taluk	Tamarind (Kg)	14	15	16	17	18	19	20	21	22	23	24	25	26
		Turneric (Kg)	Brinjal (Kg)	Cucumber (Kg)	Ladies finger (Kg)	Pumpkin(Kg)	Betal Leaves (10 nos)	Chanai (Kg)	Straw (Kg)	Coconut palm leaves (10 full sheets)	Cotton(Kg)	Sesamun (Kg)	Rubber (Kg)		
Kasaragod	Kasaragod		7.00	4.50	10.00	5.00	0.80	10.00	3.50	25.00			50.00		
	Hosdurg	41.00		3.25	9.50	3.50	1.00	9.00	4.00				51.00		
	Thalassery	50.00	6.50	6.00	10.00	6.00		12.50		30.00			54.00		
Kannur	Kannur			5.50	9.00				3.00	30.00			53.00		
	Thaliparamba	42.00		3.00	8.00	3.50	1.00	11.00	2.00	40.00			52.00		
	Sulthanbatheri	40.00							1.25				52.00		
Wayanad	Mananthavadi	37.00						9.00	2.00				50.00		
	Vaithiri	35.00						9.75	1.25				52.00		
	Kozhikode	18.00		4.00	16.00		1.00	9.00	2.50				51.50		
Malappuram	Quilandy	43.00					1.00	6.00	3.00	40.00	80.00		48.00		
	Vadakara	33.00		5.50	9.00		1.00	10.00	2.50	37.50			46.00		
	Ponnani	10.00					0.70		3.00	30.00					
Thirur	Eranadu	11.00	7.75	3.75	8.50	4.50	1.10	10.00	2.35	40.00					
	Perunthalmanna	12.00		5.00				9.00	2.00	45.00			52.00		
	Thirur	10.00				5.00	2.00	10.00	2.00	30.00					

February Contd...

District	Taluk	14	15	16	17	18	19	20	21	22	23	24	25	26
Palakkad	Chittur	17.00		7.00	4.00	7.00	5.00			1.70	30.00	50.00		53.00
	Palakkad	15.00			5.00	9.00	4.50	1.20	9.00	2.00	45.00	50.00		52.00
	Mannarkadu	15.00	48.00	8.00	5.00	8.00	5.00	1.50	11.00	2.00	40.00			52.00
	Alathur	13.00	49.00		4.50		4.00		8.00	1.50	35.00			52.00
	Ottappalam	15.00			6.50		6.00	1.25	7.50	2.00	50.00			52.00
Thrissur	Thrissur	20.00		10.00	8.00	10.00	8.00	1.00	10.00	5.00	35.00			55.00
	Mukundapuram	15.00	32.00	5.00	3.50	8.00	5.00	2.00	10.00	3.50	43.00			53.00
	Thalappilli	20.00	47.00	6.00	7.50	7.50		1.65		5.00	40.00			51.00
	Chavakkadu	15.00								2.00	25.00			
	Kodungallur							1.50	11.50	1.50	36.00			
Ernakulam	Kanayanoor	20.00	42.00		5.00	6.00	4.50	1.20	9.00	2.25				51.00
	Kochi										30.00			
	Paravoor									2.25	35.00			
	Aluva	20.00			5.00	4.25			8.50	2.00				51.00
	Kunnathunadu	20.00	41.00		4.50	5.50	4.50	2.00	8.00	2.50				52.00
Idukki	Muvattupuzha	19.00	41.00		4.00				8.50	2.50				52.00
	Kothamangalam	19.00			3.75				9.00	2.50				52.00
	Thodupuzha	20.00	47.00	8.50	4.50	9.00	4.00		6.50	1.50				51.50
	Devikulam													53.00
	Peerumedu		45.00						5.00					49.00
	Udumbanchola		40.00											48.00

February Contd...

District	Taluk	14	15	16	17	18	19	20	21	22	23	24	25	26
Kottayam	Changanassery				4.00			2.00	11.00	2.00	40.00			52.75
	Kottayam	18.00	52.00		3.00			2.00	8.00	2.00	40.00			53.00
	Meenachil		50.00	7.00	7.00	9.00	7.00	3.00	9.00					53.00
	Vaikom		52.00		3.00		4.00	2.00	8.50		40.00			54.50
	Kanjirappally	20.00	46.00					3.00	10.50					51.00
Alappuzha	Karthikappally	40.00								1.50	40.00			
	Mavelikkara				3.00				12.00	2.50	45.00			50.00
	Chengannur				8.00		5.00	2.00	7.00	2.00	40.00			51.00
	Kuttanadu	30.00								0.90	40.00			
	Ambalappuzha							1.40		3.00	40.00			
Pathanamthitta	Cherthala	30.00			3.00		2.50	2.00			30.00			
	Kozhanchery	30.00	40.00		4.50		4.50	2.00	9.50	3.50				51.50
	Adoor	23.00	45.00	6.50	4.00	7.00	4.50	1.90	8.00	5.00	40.00			51.50
	Thiruvalla	35.00	45.00	11.00	5.00		5.50	2.00	10.00	4.00	45.00			51.00
	Mallappally	30.00			6.00			3.00	6.50	3.50	35.00			51.00
Kollam	Ranni	27.00	55.00		5.50			2.50		4.00				53.50
	Kollam	20.00						2.75	10.00	3.25				
	Kottarakkara	23.00			6.00			2.10	10.00					49.00
	Karunagappally	18.00						3.50			40.00			
	Kunnathur	30.00						2.00	10.00					49.50
Trivandrum	Pathanapuram	20.00						1.40						52.00
	Trivandrum	18.00		9.00			5.00	3.00	9.00	4.00	50.00			48.00
	Chirayinkeezhu	26.00		7.00	6.00	6.00	5.00	3.00	11.00	2.50	60.00			51.00
	Nedumangadu	22.00		7.50	6.50	7.00	8.00	4.00	11.00	3.75	20.00			52.75
	Neyyattinkara	18.00		15.00	7.00	10.00	7.00	3.00	12.00		35.00			53.00
AVERAGE	20.70	43.44	8.05	4.94	8.40	5.04	1.91	9.31	2.63	37.73	60.00			51.46

March

District	Taluk	March																
		01	02	03	04	05	06	07	08	09	10	11	12	13				
Kasaragod	Kasaragod	Paddy(Kg)	6.00	5.50	0.50		Cashew Nut Ripe Kg	68.00	4.50			Banana Ripe(Kg)	12.00	6.00	12	13	Lemon Grass oil(Kg)	
			6.50	5.75	0.75			80.00	6.00	92.00		13.00	9.00	8.00				
Kannur	Thalassery		6.50	0.36			78.00	5.00	117.00		11.50	8.00	12.00	400.00				
			6.50	0.50			80.00	6.00			14.00	7.00						
Wayanad	Thaliparamba		6.75	0.40			77.00	5.00	90.00		10.00	10.00						
			7.10	0.25			83.00	4.00	95.00		7.50							
Kozhikode	Mananthavadi		7.00	0.35			82.00	4.00	92.00		8.00							
			6.75	0.35			83.00	3.50	96.00		8.50							
Malappuram	Kozhikode		6.50	0.40			68.00	4.00	73.50		12.00	9.00	13.00					
			8.00	0.25			70.00	4.50	85.00		11.25	12.00	12.50					
Malappuram	Vadakara		8.20	0.23			66.50	4.50	71.00		12.00	7.00						
			6.50	0.35			70.00				12.00	7.00						
Malappuram	Ponnani		6.00	0.40			80.00	4.50			12.00	8.00	8.00					
			7.50	0.25			80.00	4.50			12.50	6.00						
Malappuram	Peruntholmanna		8.00	0.45				4.50			13.00							
			8.00	0.45				4.50										

March Contd...

District	Taluk	1	2	3	4	5	6	7	8	9	10	11	12	13
Palakkad	Chittur	7.80	6.00	0.35	9.00	32.00	75.00	5.00	100.00		13.00	7.00		
	Palakkad	7.50	6.00	0.30		32.75	76.00	5.00			13.00	7.00	8.00	
	Mannarkadu	7.50	6.00	0.50		32.00	75.00	5.00			12.00	8.00	8.00	
	Alathur	8.00	6.00	0.40		32.00	70.00	3.50	96.00		12.50	7.00	5.00	
Thrissur	Ottappalam	7.80	5.00	0.50		32.50	75.00	4.75	95.00		13.00	5.00		
	Thrissur	7.50	6.00	0.70		31.00	77.00	6.00			13.00	10.00	18.00	
	Mukundapuram	6.75	6.00	0.45		32.00	75.00	5.00			13.00	5.00	6.50	
	Thalappilli	7.90	7.00	0.55		32.50	75.00	5.00	95.00		13.50	10.00	8.00	
	Chavakkadu	8.00	5.50	0.30			77.00				14.00	7.00		
	Kodungallur		6.00	0.75		33.00	78.00	4.50			12.00	7.00		
	Kanayanoor	7.50	6.50	0.40		30.00	73.00	4.50	95.00		12.50	6.50	6.50	
	Kochi	6.25		0.40								6.00		
	Paravoor	6.50	6.00	0.30		29.00	72.00				12.00	5.00		
	Aluva	6.50	6.50	0.40			72.00	4.00			11.50		7.00	
Idukki	Kunnathunadu	7.00	6.50	0.40		29.00	72.00	4.00	95.00		12.00	5.50	6.00	
	Muvattupuzha	6.50	6.50	0.30		33.00		4.00	95.00		12.00	6.00	8.00	
	Kothamangalam	7.50	6.50	0.30			72.00	4.25	98.00		12.50	5.50	7.00	
	Thodupuzha	7.50	6.50	0.50		35.00	70.00	3.00	100.00		12.00	6.00	6.00	
Peerumedu	Devikulam	8.00	6.80	0.30		32.00	75.00	3.00	99.00	0.90	10.00			400.00
	Peerumedu		7.00	0.35		31.00	69.00	3.50	100.00		11.00	5.00	8.00	
	Udumbanchola		9.00	0.60			65.00	4.50	65.00		11.00		7.00	500.00

March Contd...

District	Taluk	1	2	3	4	5	6	7	8	9	10	11	12	13
Kottayam	Changanassery	7.80	6.00	0.40		71.00	4.50				15.00	8.00	7.50	
	Kottayam	7.25	6.00	0.45		74.50	3.75	100.00			14.00		6.00	
	Meenachil	7.50	8.00	0.50		78.00	5.00	110.00			14.00		7.00	
	Vaikom	7.50	7.50	0.55		76.00	5.00	110.00			16.50	7.00	6.50	
Alappuzha	Kanjirappally		7.75	0.65		76.00	4.50	108.00				6.00	6.50	
	Karthikappally	7.50	7.50	0.55		80.00	5.00				10.00	10.00		
	Mavelikkara	7.00	7.00			32.00	4.00				17.00	10.00	10.00	
	Chengannur	8.00	6.00	0.45		70.00	5.00				13.00	7.00		
Pathanamthitta	Kuttanadu	7.00	5.00	0.25			5.00				14.00	5.00		
	Ambalappuzha	7.50	6.50	0.18		27.00	5.00				14.00	5.00		
	Cherthala		5.00	0.25		28.00						5.00		
	Kozhanchery	7.25	8.00	0.40		78.50	3.50	98.50			13.00	7.00	6.50	
Kollam	Adoor	7.00	6.25	0.50		29.00	3.00	100.00			14.50	6.00	5.00	
	Thiruvalla	7.25	6.50	0.40			72.00	5.00			10.00	5.00	5.00	
	Mallappally	8.00	8.00	0.40		30.00	78.00	5.00			14.00	6.00	7.00	
	Ranni	6.60	7.00	0.50		32.00	75.00	6.00	110.00		16.00	6.00	6.50	
Trivandrum	Kollam	6.50	6.50	0.40		32.00		4.00			14.00	5.00	8.00	
	Kottarakkara		7.00	0.70		34.00	70.00	4.00			15.00	5.00	10.00	
	Karunagappally		7.50	0.50		30.00	70.00	4.00			14.00	5.00	10.00	
	Kunnathur	6.50	6.50	0.25		32.00	75.00	4.00			14.00	5.00	10.00	
Trivandrum	Pathanapuram	6.50	6.50	0.25		32.00		4.00			14.00		8.00	
	Trivandrum		6.00	0.50			65.00	6.00			18.00	10.00	9.00	
	Chirayinkeezhu	7.00	6.50	0.50		32.00	90.00	6.00			16.00	10.00	12.00	
	Nedumangadu	7.00	6.50	0.50		32.00	72.00	4.00			15.00	10.00	10.00	
Neyyattinkara	Neyyattinkara		6.00	0.75		31.00	25.00	5.00			20.00	10.00	7.00	
	AVERAGE	7.19	6.38	0.43	9.00	31.54	73.68	4.52	95.75	0.90	12.93	7.07	8.21	433.33

March Contd...

District	Taluk	14	15	16	17	18	19	20	21	22	23	24	25	26
		Tamarind (Kg)	Turmeric (Kg)	Brinjal (Kg)	Cucumber (Kg)	Ladies finger (Kg)	Pumpkin(Kg)	Betal Leaves (10 nos)	Chanai(Kg)	Straw (Kg)	Coconut palm leaves (10 full sheets)	Cotton(Kg)	Sesamun(Kg)	Rubber (Kg)
Kasaragod	Kasaragod	20.00		7.00	4.00	8.00	4.50	0.80	11.00	3.50	25.00			50.00
	Hosdurg	20.00	46.00		4.00	9.50	4.50	1.00	9.50	4.00				53.00
	Thalassery		52.50	9.00	5.50	9.50	6.00		14.00		35.00			56.00
Kannur	Kannur				5.50	10.00				3.00	30.00			53.50
	Thaliparamba		48.00		4.50	8.50	3.00	1.00	10.50	2.00	40.00			52.50
	Sulthanbatheri	30.00	42.00							1.25				53.50
Wayanad	Mananthavadi	24.00	41.00							2.00				53.00
	Vaithiri		40.00						10.00	1.25				53.00
	Kozhikode		36.50		4.00	15.50	5.00	1.25	12.00	2.50				55.00
Kozhikode	Quilandy	25.00	46.00		4.50	8.50	4.50	1.25	6.50	3.00	35.00			50.00
	Vadakara	18.00	34.50		4.50	8.00		1.00	9.00	2.50	35.00			49.50
	Ponnani				3.00			0.75		3.00	30.00			
Malappuram	Ernadu	11.50		7.00	4.00		5.00	1.20	10.50	2.35	40.00			
	Perunthalmanna	12.00			3.50				11.00	2.00	45.00			52.00
	Thirur	10.00					5.00	1.70	11.00	2.00	30.00			

March Contd...

District	Taluk	14	15	16	17	18	19	20	21	22	23	24	25	26
Palakkad	Chittur	18.00	44.00	5.00	3.00	7.00	3.50			2.00	30.00			53.00
	Palakkad	16.00			5.00	10.00	4.00	1.40	10.00	2.50	45.00			52.50
	Mannarkadu	15.00	47.00	6.00	5.00	10.00	5.00	1.50	10.00	2.00	40.00			53.00
	Alathur	13.00	44.00		4.50		4.50		8.00	2.25	35.00			53.00
	Ottappalam	15.00	50.00		6.00		5.00	1.20		2.00	50.00			52.50
Thrissur	Thrissur	20.00		7.00	6.00	10.00	5.00	1.00	14.00	5.00	35.00			55.75
	Mukundapuram	20.00	36.00	5.00	3.50	8.00	5.00	2.00	10.00	3.50	43.00			55.00
	Thalappilli	18.00	47.00	8.50	6.00	8.00	6.00	1.65	11.50	5.00	40.00			55.00
	Chavakkadu	15.00								2.00	25.00			
	Kodungallur							2.50	13.00	1.50	34.00			
Ernakulam	Kanayanoor	24.00	42.00		4.50	8.00	4.50	1.20	9.00					52.00
	Kochi										30.00			
	Paravoor									2.50	35.00			
	Aluva	25.00			5.00	6.50			8.50	2.00				51.00
	Kunnathunadu	25.00	41.00		4.00	8.00	4.50	1.50	9.00	2.50				52.50
Idukki	Muvattupuzha	24.00	41.00	4.00			4.00	8.50		2.25				52.00
	Kothamangalam	24.00		6.00	3.75	7.00			9.00	2.25				52.00
	Theodupuzha	20.00	47.00	6.00	5.00	6.00	5.00		8.00	1.50				52.50
	Devikulam													53.00
	Peerumedu								6.00					54.50
Udumbanchola		40.00											48.00	

March Contd...

District	Taluk	14	15	16	17	18	19	20	21	22	23	24	25	26
Kottayam	Changanassery				4.00			2.20	8.50	2.50	40.00			54.00
	Kottayam		48.00		3.00			2.50	10.50	2.00	40.00			54.00
	Meenachil		50.00		4.00	6.00	6.00	3.00	10.00					53.00
	Vaikom		53.00		4.00		2.40	10.00	10.00	2.00	35.00			56.00
Alappuzha	Kanjirappally	20.00	45.00						10.00					53.00
	Karthikappally	40.00						2.00		1.50	40.00			
	Mavelikkara				4.00			5.00	13.00	2.50	45.00			49.00
	Chengannur				4.00		5.50	2.00	9.00	2.00	40.00			51.00
Pathanamthitta	Kuttanadu	30.00								1.50	40.00			
	Ambalappuzha				4.00			1.40		3.00	40.00			
	Cherthala	30.00			3.50		2.50	2.00		4.00	30.00			
	Kozhanchery	29.50	45.50		4.00		4.00	2.75	10.50	4.00				53.00
Kollam	Adoor	22.00	46.00	4.25	3.00	8.00	4.00	1.60	8.00	5.00	40.00			52.50
	Thiruvalla	28.00	45.00	8.00	5.00		5.00	2.00	10.00	4.00	45.00			50.00
	Mallappally	30.00			5.50			2.50	8.50	3.75	35.00			53.00
	Ranni	28.00	50.00		6.50			2.50		4.50				53.00
Trivandrum	Kollam	20.00						2.00	11.00	3.50	40.00			
	Kottarakkara	23.00		6.00	4.00			2.30	10.00	3.75	40.00			49.00
	Karunagappally	18.00						3.50	10.00	3.50	40.00			
	Kunnathur	25.00						2.00	10.00	3.50	40.00			52.50
Trivandrum	Pathanapuram	25.00						2.00		3.50	40.00			52.00
	Trivandrum	20.00		9.00				2.00	12.00	4.00	50.00			53.00
	Chirayinkeezhu	26.00		14.00	7.00	9.00	7.00	3.00	10.00	2.50	60.00			52.00
	Nedumangadu	20.00		8.00	8.00	8.00	8.00	4.00	12.00	3.75	40.00			53.50
Neyyattinkara	18.00		10.00	10.00	15.00	10.00	3.00	20.00		35.00			53.00	
AVERAGE		21.79	44.57	7.21	4.68	8.83	5.02	2.14	10.33	2.80	38.19			52.60

April

District	Taluk	April												
		Paddy(Kg)	Coconut 1 No.	Arecanut Ripe 1 No.	Groundnut (Kg)	Cashew Nut Ripe Kg	Pepper (Kg)	Tapioca (Kg)	Ginger Dry (Kg)	Sugarcane (Kg)	Banana Ripe(Kg)	Mango Green (Kg)	Pineapple (each)	Lemon Grass oil(Kg)
		01	02	03	04	05	06	07	08	09	10	11	12	13
Kasaragod	Kasaragod	6.00	5.75	0.50		30.00	67.00	4.50			12.50	6.00	8.00	
	Hosdurg	6.50	5.75	0.75		32.00	68.00	6.00	92.00		13.50	9.00	11.00	
Kannur	Thalassery		6.00	0.40		35.00	71.00	5.00	115.00		13.50	8.00	8.00	350.00
	Kannur		6.25	0.60		33.00	72.00	6.00			15.00			
Wayanad	Thaliparamba	6.80	6.00	0.45		32.00	71.00	5.00	90.00		12.50	7.00	5.00	
	Sulthanbatheri	7.00	6.50	0.30		27.00	76.00	4.00	100.00		12.00			
Kozhikode	Mananthavadi	7.50	7.00	0.50		30.00	74.00	4.00	98.00		12.00			
	Vaithiri	7.00	6.75	0.50		30.00	75.00	3.50	96.00		11.50			
Malappuram	Kozhikode	6.50	6.35			31.00	68.00	4.00	105.00		12.50	8.00	12.00	
	Quilandy	8.00	5.50	0.25		32.00	70.00	4.50	85.00		11.00	6.00	6.50	
Malappuram	Vadakara	8.20	5.50	0.23		30.00	67.50	4.50	75.00		13.00	7.00		
	Ponnani	6.50	5.50	0.40			70.00				12.00	5.00		
Perunthalmanna	Ernadu	7.50	5.25	0.40		34.00	75.00	4.50			13.00	5.00	7.00	
	Perunthalmanna	8.00	5.75	0.25			75.00	4.50			12.00	6.00	12.00	
	Thirur	8.00	4.25					4.50			14.00	8.00		

April Contd..

District	Taluk	1	2	3	4	5	6	7	8	9	10	11	12	13
Palakkad	Chittur	7.80	6.00	0.45	10.00	32.00	69.00	5.00	110.00		13.00	5.00		
	Palakkad	7.80	5.80	0.45		30.50	68.50	5.50			12.50	5.00		
	Mannarkadu	7.50	6.00	0.50		31.00	67.00	5.00			12.00	5.00	8.00	
	Alathur	7.80	6.00	0.40		32.00	69.00	5.00	95.00		12.50	6.00	5.00	
	Ottappalam	7.50	5.50	0.50		31.00	68.00	5.00	120.00		14.00	4.00		
Thrissur	Thrissur	7.50	6.00	0.70		31.00	70.00	6.00			14.00	12.00	8.00	
	Mukundapuram	6.75	6.00	0.45		29.00	68.00	5.00			13.00	5.00	6.50	
	Thalappilli	7.90	6.50	0.65		30.00	66.00	5.00	80.00		18.00	11.00	9.00	
	Chavakkadu	8.00	5.50	0.35			69.00				14.00	7.00		
	Kodungallur	7.00	5.75	0.80		30.00	69.00	4.50			14.00	7.00		
	Kanayanoor	7.00	6.50	0.40		28.00	64.00	4.50	95.00		12.00	7.00	8.00	
	Kochi		6.00	0.40								7.00		
	Paravoor	6.50	6.00	0.40		28.00	63.00	4.00			12.00	5.00		
	Aluva	6.75	6.50	0.40			65.00	4.00			11.00		6.50	
	Kunnathunadu	7.00	6.50	0.35		29.00	64.00	3.50	95.00		11.50	6.00	8.50	
Idukki	Muvattupuzha	6.25	6.00	0.40		32.00	64.00	6.00	95.00		11.50	6.00	7.50	
	Kothamangalam	7.00	6.50	0.35			63.00	4.50	95.00		11.50	5.50	5.50	
	Thodupuzha	7.50	6.50	0.50		28.00	66.00	2.75	110.00		14.00	6.00	5.00	
	Devikulam	8.00	6.80	0.35		27.00	70.00	3.00	99.00	0.90	11.50			400.00
	Peerumedu		7.00	0.35			68.00	3.75	100.00		12.00	5.00	8.00	
	Udumbanchola		9.00	0.60			65.00	4.50	75.00		11.00		7.50	500.00

April Contd..

District	Taluk	1	2	3	4	5	6	7	8	9	10	11	12	13
Kottayam	Changanassery	7.90	6.50	0.60		26.00	69.00	4.50			13.00	7.00	8.00	
	Kottayam	7.25	6.00	0.45		25.00	68.00	4.00	120.00		12.00		7.00	
	Meenachil	8.00	7.00	0.50		27.00	70.00	5.00	110.00		14.00		7.00	
	Vaikom	7.25	7.00	0.50		27.00	68.00	5.00	120.00		15.00	5.50	7.00	
Alappuzha	Kanjirappally		6.75	0.65		28.00	67.00	4.50	105.00		14.50	5.00	8.00	
	Karthikappally	7.50	6.50	0.30		28.00	75.00	4.00			14.00	4.00		
	Mavelikkara	8.00	7.00			28.00		4.00			13.00	4.00	10.00	
	Chengannur	8.00	6.00	0.50		28.00	75.00	5.00			13.00	3.00		
	Kuttanadu	7.00	5.50	0.25				5.00			14.00	5.00		
	Ambalappuzha	7.50	6.50	0.15		26.00		5.00			14.00	5.00		
Pathanamthitta	Cherthala		5.50	0.25		26.00						4.50		
	Kozhanchery	7.50	7.75	0.40		25.50	69.00	3.50	110.00		13.00	6.00	5.50	
	Adoor	7.00	6.25	0.55		27.00	68.00	3.00	110.00		14.50	5.50	6.00	
	Thiruvalla	8.00	6.50	0.50		27.00	70.00	5.00			12.00	5.00	5.00	
	Mallappally		7.00	0.40		24.00	70.00	5.00			14.00	5.00	10.00	
	Ranni	6.60	7.50	0.50		31.00	65.00	6.00	110.00		16.00	8.00	8.00	
Kollam	Kollam	6.50	6.50	0.40		32.00		4.00			14.00	5.00		
	Kottarakkara		7.00	0.50		34.00	67.00	4.00			15.00	6.00		
	Karunagappally		7.00	0.50		30.00		4.00			14.00	5.00		
	Kunnathur	6.00	6.50	0.40		32.00	75.00	4.00			14.00	5.00	4.00	
	Pathanapuram	6.50	6.50	0.35		32.00		4.00		14.00		2.50		
	Trivandrum	6.00	6.00				62.00	5.00			16.00	10.00	10.00	
Trivandrum	Chirayinkeezhu	7.00	6.00	0.50		26.00	62.00	5.00			15.00	10.00	11.00	
	Nedumangadu	6.50	6.50	0.50		28.00	65.00	4.00			15.00	10.00	8.00	
	Neyyattinkara		6.00	0.60		26.00	62.00	5.00			15.00	5.00	8.00	
	AVERAGE	7.22	6.29	0.45	10.00	29.36	68.50	4.54	100.36	7.45	13.26	6.16	7.70	416.67

April Contd.

District	Taluk	14	15	16	17	18	19	20	21	22	23	24	25	26
		Tamarind (Kg)	Turmeric (Kg)	Brinjal (Kg)	Cucumber (Kg)	Ladies finger (Kg)	Pumpkin (Kg)	Betal Leaves (10 nos)	Chanai (Kg)	Straw (Kg)	Coconut palm leaves (10 full sheets)	Cotton (Kg)	Sesamum (Kg)	Rubber (Kg)
Kasaragod	Kasaragod	22.00		9.00	5.00	10.50	5.00	0.80	12.00	3.50	25.00			56.00
	Hosdurg	20.00	46.00		4.00	11.00	4.25	1.00	9.75	4.00				56.25
Kannur	Thalassery		52.00	8.00	7.00	10.50	8.00		17.50		38.00			59.00
	Kannur				6.50	12.00				3.00	30.00			57.00
Wayanad	Thaliparamba	15.00	48.00		5.50	11.00	5.00	1.00	13.00	2.00	40.00	70.00		56.50
	Sulthanbathery		34.00						10.00	1.25				57.00
Kozhikode	Mananthavadi	21.00	39.00							2.00				57.00
	Vaithiri	23.50	40.00						12.00	1.25				56.00
Malappuram	Kozhikode		46.50		4.00	11.50	6.50	1.25	12.50	2.50				57.00
	Quilandy	23.00	40.00		4.50	6.50	4.50	1.25	8.00	3.00	30.00	80.00		48.00
Malappuram	Vadakara	18.00	36.50		5.00	8.50		1.00	9.00	2.50	35.00			48.00
	Ponnani	10.00			3.00			0.80		3.00	30.00			
Thirur	Ernadu	11.50		7.00	4.00		5.00	1.25	15.00	2.35	40.00			
	Perunthalmanna	12.00			4.00				12.00	2.00	45.00			57.00
	Thirur	10.00					6.00	1.25	12.00	2.00	30.00			

April Contd..

District	Taluk	14	15	16	17	18	19	20	21	22	23	24	25	26
Palakkad	Chittur	18.00	44.00	5.00	4.50	7.00	4.00			2.00	35.00			55.00
	Palakkad	15.00			4.50	8.50	4.50	1.20	10.00	2.50	45.00	30.00		55.00
	Mannarkadu	15.00		5.00	6.00	10.00	5.00	1.50	10.00	2.00	40.00			56.00
Thrissur	Alathur	13.00	44.00		4.50		4.50		9.00	2.00	35.00	30.00		54.00
	Ottappalam	15.00	50.00		6.50		6.00	1.25		2.00	50.00	30.00		57.00
	Thrissur	20.00		8.00	8.00	10.00	6.00	1.00	14.00	5.00	35.00			55.75
	Mukundapuram	20.00	38.00	5.00	5.50	9.00	6.00	2.00	13.00	3.50	43.00			55.00
	Thalappilli	18.00	48.00	10.00	6.00	13.00	7.00	1.00		5.50	40.00			56.25
	Chavakkadu	15.00								2.00	25.00			
Ernakulam	Kodungallur									1.50	30.00			
	Kanayanoor		42.00		5.00	8.50	4.00	2.00	12.50	2.75				56.00
	Kochi										30.00			
	Paravoor	24.00								2.75	35.00			
	Aluva	25.00			5.00	7.50			11.50	2.50				56.00
	Kunnathunadu	25.00	42.00		4.50	8.50	3.50	2.00	12.00	2.50				55.00
	Muvattupuzha	24.00	42.00		5.00		3.75			2.50				55.00
	Kothamangalam	24.00		5.50	4.00	8.50				2.50				55.50
	Thodupuzha		45.00	6.00	4.00	6.00	4.00		8.00	1.50		40.00		55.00
	Devikulam													54.00
Peerumedu								6.00					51.00	
Udumbanchola		40.00											50.00	

April Contd..

District	Taluk	14	15	16	17	18	19	20	21	22	23	24	25	26
Kottayam	Changanassery				5.00		4.00	2.00	9.00	2.50	40.00			56.50
	Kottayam		47.00		4.00			1.70	11.00	2.00	40.00			56.00
	Mecnachil		50.00		4.00	5.00	4.50	2.25	10.00					55.00
	Vaikom		52.00		4.00			1.80	11.50	2.00	35.00			56.00
Alappuzha	Kanjirappally	20.00	45.00						9.50					55.50
	Karthikappally							2.50		1.50	40.00			
	Mavelikkara							5.25		2.50	48.00			53.00
	Chengannur	30.00			4.00		5.50	2.00	9.00	2.00	40.00			51.00
Pathanamthitta	Kuttanadu	30.00								0.60	40.00			
	Ambalappuzha							1.30		3.00	40.00			
	Cherthala	30.00						2.00			30.00			
	Kozhanchery	30.00	47.50		3.50		3.50	1.00	11.00	4.00				56.50
Kollam	Adoor	21.00	47.00	4.00	3.00	10.00	4.50	1.50	10.00	5.00	40.00			56.00
	Thiruvalla	28.00	45.00	7.00	6.00		5.00	2.00	10.00	4.00	45.00			54.00
	Mallappally	30.00			6.00			1.50	12.00	3.75	35.00			55.00
	Ranni	28.00	50.00		6.50			2.50		4.50				55.00
Trivandrum	Kollam	20.00						2.00	11.00	3.75				
	Kottarakkara	23.00		5.00	5.00				10.00		35.00			54.00
	Karunagappally	18.00						0.60	10.00					
	Kunnathur	25.00						0.60	10.00		40.00			55.00
Trivandrum	Pathanapuram	25.00						5.00			40.00			55.00
	Trivandrum	25.00		9.00	5.00	7.00	3.00	1.00	12.00	3.00	45.00			57.00
	Chirayinkeezhu	26.00		12.00	7.00	12.00	7.00	0.50	12.00	2.50	60.00			53.00
	Nedumangadu	20.00		8.00	7.00	8.00	8.00	4.00	12.00	3.75	40.00			55.50
AVERAGE	Neyyattinkara	18.00		10.00	10.00	10.00	10.00	0.70	15.00		35.00			57.00
		21.02	44.46	7.26	5.14	9.20	5.25	1.67	11.16	2.70	37.90	46.67		55.05

May

District	Taluk	May												
		01	02	03	04	05	06	07	08	09	10	11	12	13
Kasaragod		Paddy(Kg)	Coconut 1 No.	Arecanut Ripe 1 No.	Groundnut (Kg)	Cashew Nut Ripe Kg	Pepper (Kg)	Tapioca (Kg)	Ginger Dry (Kg)	Sugercane (Kg)	Banana Ripe(Kg)	Mango Green (Kg)	Pineapple (each)	Lemon Grass oil(Kg)
	Kasaragod	6.50	6.25	0.55			68.00	4.50			13.00	6.00	8.00	
	Hosdurg	6.50	5.75	0.75			72.00	6.00			15.00	8.00	11.00	
Kannur	Thalassery		6.00	0.40		12.00	71.00	5.00			15.00	8.00	8.00	330.00
	Kannur		6.50	0.65			75.00	6.00			18.00			
	Thaliparamba	6.80	6.25	0.45		12.00	71.00	5.00	90.00		14.50	5.00	7.00	
Wayanad	Sulthanbatheri	5.75	6.50	0.35		5.00	77.50	4.00	100.00		14.00			
	Mananthavadi	7.50	7.50	0.50		7.00	78.00	4.00	103.00		14.00			
	Vaithiri	7.00	6.75	0.50		7.00	76.00	3.50	100.00		14.00			
Kozhikode	Kozhikode	6.50	6.25	0.50			70.00	4.00	125.50		15.00		7.00	
	Quilandy	8.00	6.25	0.25			71.00	4.50	90.00		12.00	3.00	12.00	
	Vadakara	8.00	7.00	0.50		10.00	70.00	4.50			13.50	6.00	5.50	
Malappuram	Ponnani	6.50	5.75				10.00				14.00	5.00		
	Ernadu	8.00	5.80				18.00	4.50			15.00		9.00	
	Perunthalmanna	8.00	6.00	0.50			10.00	4.00			14.00		10.00	
	Thirur	8.00	4.50					4.00			14.00			

May Contd..

District	Taluk	1	2	3	4	5	6	7	8	9	10	11	12	13
Palakkad	Chittur	8.00	6.50	0.50	10.00	32.00	71.00	5.00	125.00		14.00	4.00		
	Palakkad	8.10	6.50	0.60			70.00	5.00			15.00	4.00	5.00	
	Mannarkadu	7.50	6.00	0.50		25.00	68.00	5.00	120.00		13.00	4.00	6.00	
	Alathur	8.00	6.00	0.50		30.00	71.00	4.00	120.00		13.50	4.00	5.00	
	Ottappalam	8.00	6.00	0.70		18.00	71.00	5.00	130.00		14.50	3.00		
Thrissur	Thrissur	7.50	6.00	0.70		25.00	70.00	6.00			19.00	12.00	8.00	
	Mukundapuram	6.75	6.00	0.50			70.00	4.50			14.00	4.00	6.50	
	Thalappilli	8.00	6.00	0.65		15.00	68.00	5.00	90.00		18.00		4.50	
	Chavakkadu	8.00	5.50	0.40			69.00				14.00			
	Kodungallur		6.00	0.75			70.00	4.00			17.00			
Eranakulam	Kanayanoor	7.00	7.00	0.50		25.00	65.00	4.00			13.00	5.50	6.00	
	Kochi		6.50	0.50										
	Paravoor	7.00	6.25	0.50		26.00	65.00	3.50			12.50	6.00		
	Aluva	6.75	6.50	0.50			64.50	3.50			12.50		4.75	
	Kummathunadu	7.00	6.50	0.50		26.00	64.00	3.50	120.00		12.50	5.00	5.50	
Idukki	Muvattupuzha	6.50	6.75	0.50	26.00		64.00	3.50	120.00		12.00	6.00	6.00	
	Kothamangalam	7.00	7.00	0.55		26.00	64.00	3.50	120.00		12.50	5.50	5.50	
	Thodupuzha	7.50	7.00	0.50			68.00	2.75	125.00		13.00		6.00	
	Devikulam	8.25	7.00	0.25		22.00	66.00	3.25	110.00	0.90	12.50	4.00		400.00
	Peerumedu		7.50	0.35		26.00	69.00	4.00	120.00		14.00	5.00	8.00	
Udumbanchola		10.00	0.50			70.00	4.00	85.00		15.00		7.00	500.00	

May Contd..

Distriet	Taluk	1	2	3	4	5	6	7	8	9	10	11	12	13
Kottayam	Changanassery	8.00	7.00	0.70		22.00	71.00	4.50			14.00	10.00	8.50	
	Kottayam	7.50	6.50	0.50			69.00	4.00			16.00		5.00	
	Meenachil	8.00	8.00	0.60			72.00	4.00	110.00		16.00		7.00	
	Vaikom	7.50	6.50	0.50			69.00	4.00			16.50		5.00	
Alappuzha	Kanjirappally		7.50	0.55		24.00	71.00	4.50	120.00		14.50	5.00	5.00	
	Karthikappally	7.50	7.50	0.50		32.00	80.00	5.00			16.00	10.00		
	Mavelikkara	7.50	6.50	35.00			65.00	4.00			13.00	10.00	9.00	
	Chengannur	8.00	7.00	0.75		17.50	69.00	5.00			18.00	7.00		
Pathanamthitta	Kuttanadu	7.50	6.00	0.50				5.50			19.00	5.00		
	Ambalappuzha	7.50	6.50	18.00				5.00			14.00	5.00		
	Cherhala		5.50	0.35										
	Kozhanchery	7.50	8.50	0.60		20.00	71.00	3.50	130.00		14.50	4.50	5.50	
Kollam	Adoor	7.00	6.50	0.75			71.00	3.00	130.00		16.00	5.50	4.00	
	Thiruvalla	8.00	7.00	0.60			70.00	5.00			15.00		5.00	
	Mallappally		8.00	0.45		15.00	68.00	5.00			15.00	5.00	5.00	
	Ranni	6.70	7.50	0.50		30.00	71.00	5.00	125.00		15.00	6.00	5.50	
Trivandrum	Kollam	6.50	7.00	0.60			70.00	4.00			15.00	5.00	5.00	
	Kottarakkara		8.50	0.65			68.00	4.00			16.00	6.00		
	Karunagappally		7.00	0.80				4.00			15.00	4.00	5.00	
	Kunnathur	6.00	7.00	0.75			65.00	3.50	40.00		15.00	4.00	4.00	
AVERAGE	Pathanapuram	6.50	7.50	0.70				4.00			15.00		5.00	
	Trivandrum	6.50	7.00				65.00	5.50			18.00	10.00	6.00	
	Chirayinkeezhu	7.00	6.00	0.45			64.00	5.50			18.00	10.00	7.00	
	Nedumangadu	6.50	6.50	0.50		19.00	61.00	4.00			15.00	7.00	7.00	
	Neyyattinkara		6.00	0.75		16.00	62.00	4.00			15.00	7.00	8.00	
	AVERAGE	7.29	6.66	1.45	18.00	20.17	66.06	4.35	110.35	0.90	14.76	5.98	6.49	410.00

May Contd..

District	Taluk	14	15	16	17	18	19	20	21	22	23	24	25	26
		Tamarind (Kg)	Turmeric (Kg)	Brinjal (Kg)	Cucumber (Kg)	Ladies finger (Kg)	Pumpkin(Kg)	Betal Leaves (10 nos)	Chanai(Kg)	Straw (Kg)	Coconut palm leaves (10 full sheets)	Cotton(Kg)	Sesamun(Kg)	Rubber (Kg)
Kasaragod	Kasaragod	25.00		9.00	5.00	9.50	4.00	0.50		3.50	25.00			58.00
	Hosdurg	20.00			4.25	10.50	5.00	1.00	13.00	4.00				58.00
Kannur	Thalassery	20.00	53.00	8.50	10.00	12.50	8.00		19.50		40.00			61.00
	Kannur									3.00	30.00			58.50
Wayanad	Thaliparamba	15.00	46.00		6.50	12.00	5.00	1.00	14.00	2.00	40.00	70.00		58.00
	Sulthanbatheri		32.00							1.25				58.00
	Mananthavadi	20.00	34.00						11.00	2.00				59.00
Kozhikode	Vaithiri	26.00	35.00						12.00	2.00				58.00
	Kozhikode		46.50					1.00		2.50				58.50
Malappuram	Quilandy		42.00					0.60		3.00	30.00	80.00		50.00
	Vadakara							1.00		3.00	25.00			49.00
Perunthalmanna	Ponnani	10.00		3.00				0.80		3.00				
	Ernadu	12.50			5.00		5.00	1.30	16.00	2.35	40.00			
Thirur					3.50					2.50	45.00			58.00
							5.00	1.00		2.00	30.00			

May Contd..

District	Taluk	14	15	16	17	18	19	20	21	22	23	24	25	26
Palakkad	Chittur	18.00		6.00	6.00	8.50	4.00			2.30	35.00	50.00		57.00
	Palakkad	15.00			5.50	8.50	4.00	1.50		2.50	45.00	35.00		57.00
	Mannarkadu	15.00		5.00	6.00	9.00	6.00	1.50	10.00	2.30	40.00			58.00
Thrissur	Alathur	13.00	42.50							2.40	36.00	30.00		57.00
	Ottappalam	16.00	45.00		7.50		6.50	1.40		2.50	50.00			58.50
	Thrissur	20.00			8.00	8.00	6.00	1.00	11.00	2.00	35.00			57.25
	Mukundapuram	20.00	38.00	5.00	6.50	9.50	5.00	2.00	10.00	2.30	43.00			55.00
	Thalappilli			12.00	6.00			0.85		1.58	40.00			58.00
Eranakulam	Chavakkadu	15.00								2.00	25.00			
	Kodungallur							2.00	12.00	1.00	30.00			
	Kanayanoor	24.00	48.00		4.50	8.00	4.00	1.20	12.00	2.50				57.00
	Kochi										30.00			
	Paravoor	24.00								2.75				
Idukki	Aluva	25.00			4.00	7.00			11.00	2.00				58.00
	Kunnathunadu	25.00	48.00		4.50	8.00	3.50	1.20	11.00	2.50				56.00
	Muvattupuzha	25.00	48.00		4.50		3.50		11.00	2.50				57.00
	Kothamangalam	23.00	48.00	5.00	4.50	7.50				2.50				57.00
	Thodupuzha		49.00	6.00	4.00	7.00	4.00		7.50	1.50		40.00		57.00
Peerumedu	Devikulam													59.00
	Peerumedu								6.00					57.00
	Udumbanchola		42.00											53.00

May Contd..

District	Taluk	14	15	16	17	18	19	20	21	22	23	24	25	26
Kottayam	Changanassery				8.00			1.80		2.00	40.00			58.00
	Kottayam				7.00			1.50	12.00	2.00	40.00			59.00
	Meenachil		50.00		4.50	6.00	6.00	2.25	10.00					58.00
	Vaikom				7.00			1.80	12.00	2.00	35.00			59.00
	Kanjirappally	20.00	45.00						13.50					58.00
Alappuzha	Karthikappally	40.00			5.00			2.00		1.50	40.00			
	Mavelikkara							5.00			48.00	20.00		53.00
	Chengannur	30.00			5.00		6.00	2.00	12.00	2.00	40.00			58.00
	Kuttanadu									0.75	40.00			
	Ambalappuzha							1.50		3.00	40.00			
Pathanamthitta	Cherthala							2.00			30.00	10.00		
	Kozhanchery	30.00	455.50		4.50			1.50	11.00	4.00				58.00
	Adoor	23.00	48.00	5.50	4.50	10.00	5.00	0.50	10.00	5.00	40.00			57.25
	Thiruvalla	29.00	50.00	7.00	7.00		5.00	1.50	13.00	4.00	45.00			56.00
	Mallappally	30.00			6.00	12.00		1.00		3.75	35.00			58.00
Kollam	Ranni	28.00	50.00		6.00			2.50		4.50				58.00
	Kollam	20.00						1.00	10.00					
	Kottarakkara	23.00		7.00	6.00				12.00					57.00
	Karunagappally	22.00			6.00	6.00		1.00						
	Kunnathur	23.00						0.75	12.00					57.50
Trivandrum	Pathanapuram							5.00						57.00
	Trivandrum	20.00		8.00	5.00	7.00	3.00	2.00	9.00	4.00	50.00			57.50
	Chirayinkeezhu	26.00		8.00	7.00	12.00	6.00	0.35	12.00		60.00			58.00
	Nedumangadu	20.00		12.00	9.00	12.00	8.00	3.00	13.00	3.75	45.00			58.50
	Neyyattinkara	22.00		10.00	10.00	12.00	10.00	0.80	15.00		35.00			60.00
AVERAGE		21.91	63.43	7.31	5.92	9.20	5.24	1.54	11.73	2.57	38.25	41.88	57.26	

June

District	Taluk	June																							
		01	02	03	04	05	06	07	08	09	10	11	12	13											
Kasaragod		Paddy(Kg)	6.00	Coconut 1 No.	0.60	Arecanut Ripe 1 No.	0.60	Groundnut (Kg)		Cashew Nut Ripe Kg	70.00	Pepper (Kg)	4.50	Ginger Dry (Kg)		Sugercane (Kg)	14.00	Banana Ripe(Kg)	14.00	Mango Green (Kg)		Pineapple (each)	9.00	Lemon Grass oil(Kg)	
	Kasaragod	6.50	6.25	0.75			72.00	6.50					6.50				15.00	15.00	15.00	8.00		11.00			
				6.00				71.00	5.00			135.00	5.00	6.00				17.00	17.00	17.00	8.00		8.00		330.00
Kannur			6.50	0.70							75.00	6.00													
	Kannur		6.50	0.70							70.00	5.00	6.00				90.00	14.00	14.00	14.00	6.00		6.00		
			6.80	0.45							78.00	3.00	5.00				110.00	13.00	13.00	13.00					
Wayanad			6.50	0.50							78.00	3.00	3.00												
	Wayanad		6.50	0.50							76.00	3.00	3.00				100.00	14.00	14.00	14.00					
			6.50	0.50							69.50	3.50	3.50				89.50	14.25	14.25	14.25		5.00			
Kozhikode			8.00	0.25							70.00	4.50	4.50				100.00	13.50	13.50	13.50					
	Kozhikode		8.00	0.50							65.00	4.50	4.50				100.00	14.50	14.50	14.50		5.50			
			8.00	0.50																					
Malappuram			6.50	5.75																					
	Malappuram		8.00	5.75							76.00	4.25	4.25					16.00	16.00	16.00					
			8.00	0.40							75.00	4.00	4.00					14.00	14.00	14.00		10.00			
			8.00	4.50								4.00	4.00					13.00	13.00	13.00					

June Contd.

District	Taluk	1	2	3	4	5	6	7	8	9	10	11	12	13
Palakkad	Chittur	8.00	6.50	0.35			75.00	5.00	120.00		14.00	6.00		
	Palakkad	8.00	6.00	0.50			70.00	5.00			16.00			
	Mannarkadu	7.80	6.00	0.50			68.00	5.00			13.00	5.00	6.00	
	Alathur	8.00	6.00	0.50			71.00	4.00	115.00		15.00			
	Ottappalam	8.00	5.50				72.00	5.00	115.00		16.00			
Thrissur	Thrissur	7.50	6.00	0.70			70.00	6.00			16.00		8.00	
	Mukundapuram	6.75	6.00	0.50			70.00	4.50			15.00	6.00	6.50	
	Thalappilli	7.60	5.00	0.65			68.50	5.50	80.00		18.50	7.00	8.00	
	Chavakkadu	8.00	5.75	0.40			70.00				15.00			
	Kodungallur		6.50	0.75			69.00	5.00			16.00			
Ernakulam	Kanayanoor	7.50	5.50	0.45			72.00	5.00	140.00		16.00	7.00	8.00	
	Kochi		6.50	0.60										
	Paravoor	6.25	6.25				60.00				14.50			
	Aluva	6.75	6.50	0.60			68.00	4.50			15.00		7.50	
	Kunnathunadu	7.00	6.50	0.60			70.00	5.00	140.00		15.00		7.50	
Idukki	Muvattupuzha	6.75	6.50	0.50			70.00	5.00	150.00		14.00		7.00	
	Kothamangalam	7.50	7.00	0.55			64.00	5.00	142.00		15.00	4.50	6.50	
	Thodupuzha	7.50	7.00	0.50			70.00	4.00	125.00		12.00		5.00	
	Devikulam	8.25	7.30	0.30			68.00	3.25	110.00	0.95	13.00	4.00		400.00
	Peerumedu		7.50	0.60			70.00	4.50				5.00		
	Udumbanchola		10.00	0.70			70.00	4.50	90.00		16.00		7.00	500.00

June Contd..

District	Taluk	1	2	3	4	5	6	7	8	9	10	11	12	13
Kottayam	Changanassery	8.00	6.50	0.70			70.00	4.50			17.00	6.50	7.50	
	Kottayam	7.50	6.50				68.00	4.00			16.00		6.50	
	Meenachil	8.00	8.00	0.70			69.00	5.00	110.00		17.00		7.00	
	Vaikom	7.50	6.50				70.00	4.00			16.50		6.50	
Alappuzha	Kanjirappally		7.50				68.00		115.00		16.00	5.00	6.00	
	Karthikappally		7.50	0.50			80.00	5.00			16.00	11.00		
	Mavelikkara	7.50	7.00	0.40				4.00			16.50		8.00	
	Chengannur	8.00	7.00	0.75			70.00	5.00			18.00			
	Kuttanadu	8.50	6.00	0.50				5.50			19.00			
	Ambalappuzha	7.50	6.50	0.18				5.00			15.00			
	Cherthala	5.50												
Pathanamthitta	Kozhanchery	7.50	7.50	1.00			69.50	3.50	130.00		16.50			
	Adoor	7.00	6.50	0.75			69.00	3.00	130.00		14.00		4.00	
	Thiruvalla	8.00	7.50	0.50			70.00	5.00			15.00		5.00	
	Mallappally		8.00	0.50			70.00	5.00					6.00	
	Ranni	7.80	8.50	0.50			72.00	5.00	140.00		20.00	6.00	6.50	
Kollam	Kollam	7.00	6.50	0.45				3.50			16.00		5.00	
	Kottarakkara		7.00	0.65			69.00	4.00			15.00			
	Karunagappally		7.00					4.00			14.00			
	Kunnathur	7.00	7.00	0.75				4.00			15.00		4.00	
Trivandrum	Pathanapuram	6.50	7.50	0.70				4.00			13.50		5.00	
	Trivandrum		6.00	1.00			65.00	5.50			20.00	12.00	6.00	
	Chirayinkeezhu	7.50	7.00	0.60			70.00				20.00		10.00	
	Nedumangadu		5.50	0.75		18.00	63.00	4.00			16.00	7.00		
	Neyyattinkara		6.50	1.00			62.00	4.00			15.00	12.00	8.00	
	AVERAGE	7.33	6.58	0.58		18.00	70.11	4.50	116.80	0.95	15.38	6.94	6.84	410.00

June Contd..

District	Taluk	14	15	16	17	18	19	20	21	22	23	24	25	26
		Tamarind (Kg)	Turmeric (Kg)	Brinjal (Kg)	Cucumber (Kg)	Ladies finger (Kg)	Pumpkin(Kg)	Betal Leaves (10 nos)	Chanai(Kg)	Straw (Kg)	Coconut palm leaves (10 full sheets)	Cotton(Kg)	Sesamun(Kg)	Rubber (Kg)
Kasaragod	Kasaragod	25.00		9.00	4.75	9.75	5.00	0.50		3.50	25.00			62.00
	Hosdurg				4.25	10.50	5.00	1.00	12.00	4.00				60.25
Kannur	Thalassery	20.00	53.00	8.50	8.00	10.00	8.00				40.00			64.00
	Kannur									3.00	30.00			60.50
	Thaliparamba		47.00		5.00	10.00	5.00	0.75	10.00	2.00		70.00		61.50
Wayanad	Sulthanbatheri		32.00						11.00	2.00				61.00
	Mananthavadi		35.00						11.00	3.00				61.50
	Vaithiri	26.00	34.00						12.00	2.00				61.00
Kozhikode	Kozhikode		39.50					0.75		2.50				60.50
	Quilandy		45.00					0.50		3.00				61.00
	Vadakara							1.00		3.00	25.00			56.00
Malappuram	Ponnani	10.00						0.80		3.00				
	Ernadu	13.00			6.50			1.00	15.00	2.35	40.00			
	Perunthalmanna			5.50	9.00				11.00		45.00			59.00
	Thirur						5.00	1.50	13.00	2.00	30.00			

June Contd..

District	Taluk	14	15	16	17	18	19	20	21	22	23	24	25	26
Palakkad	Chittur	18.00		6.00	6.00	10.00	4.00			2.30	40.00	50.00		60.00
	Palakkad	15.00			5.50	9.00	4.00	1.25		2.50	45.00			60.00
	Mannarkadu	15.00		6.00	6.00	8.00	5.00	1.50	12.00	2.30	40.00			
	Alathur	15.00								2.40	40.00			61.00
	Ottappalam	20.00			6.50		6.00	1.25		2.75	50.00			59.50
Thrissur	Thrissur	20.00		8.00	8.00	8.00	6.00	1.00	12.00	2.00	35.00			66.00
	Mukundapuram	20.00	38.00	5.00	5.50	9.00	5.00	2.00	10.00	1.40	43.00			61.00
	Thalappilli			8.50	6.50	9.00	5.00	0.70	10.50	2.00	40.00			59.00
	Chavakkadu	16.00								2.00	25.00			
	Kodungallur	21.00						1.25	13.00	1.00	30.00			
Eranakulam	Kanayanoor	20.00	50.00		7.00	7.00	6.00	2.00	12.00	3.00				60.00
	Kochi										30.00			
	Paravoor	22.00								3.00				
	Aluva	20.00			6.00	7.00			10.50	2.00				59.00
	Kunnathunadu	28.00	47.00		6.50	7.00	5.00	2.50	11.00	3.00				60.00
Idukki	Muvattupuzha	25.00			5.00		5.00		11.00	3.75				59.00
	Kothamangalam			6.50	4.00	6.50			12.00	2.00				
	Thodupuzha		48.00	6.50	4.50	9.00	4.00		12.00	1.50		40.00		61.00
	Devikulam													64.00
	Peerumedu													60.00
	Udumbanchola		45.00											60.00

June Contd..

District	Taluk	14	15	16	17	18	19	20	21	22	23	24	25	26
Kottayam	Changanassery					10.00	5.00	2.50	10.00	2.50	40.00			61.50
	Kottayam				5.00			2.50	11.00		40.00			62.00
	Meenachil		50.00		5.00	7.00	6.00	2.50	10.00					63.00
	Vaikom				5.00		4.50	2.50	10.00		35.00			62.00
Alappuzha	Kanjirappally	20.00	54.00						12.00					63.00
	Karthikappally	40.00												
	Mavelikkara							4.00		2.50	45.00	25.00		60.00
	Chengannur	30.00			6.00		6.00	2.50	12.00	2.00	4.00	12.50		60.00
Pathanamthitta	Kuttanadu									0.75	40.00	15.00		
	Ambalappuzha							2.00		3.00	40.00	15.00		
	Cherthala							2.50			30.00	10.00		
	Kozhanchery	30.50	46.00		4.50		4.50	2.00	10.00					60.50
Kollam	Adoor	22.00	47.00	7.50	4.00	7.00	4.00	1.80	8.50	5.00	40.00			60.00
	Thiruvalla	29.00	52.00	8.00	8.00		6.00	3.00	13.00	4.00	45.00			60.00
	Mallappally	30.00			6.00	12.00	6.00	2.00	12.00	3.75				62.00
	Ranni	28.00	50.00		7.00			2.50		4.50				62.50
Trivandrum	Kollam	20.00						1.50	10.00					
	Kottarakkara	23.00		8.00	6.00				10.00					54.00
	Karunagappally	22.00		6.00	6.00			3.00						
	Kunnathur	25.00			7.00			1.00	10.00					60.00
Trivandrum	Pathanapuram							0.50						58.50
	Trivandrum	20.00		10.00	6.00	7.00		2.00	9.00	4.00	50.00			61.00
	Chirayinkeezhu	20.00		8.00	8.00	10.00	6.00	0.30	12.00	2.50	60.00			61.00
	Nedumangadu	22.00			5.00	8.00		1.50	13.00		40.00			59.00
Neyyattinkara	Neyyattinkara	22.00		12.00	10.00	14.00	10.00	2.00	18.00		35.00			60.50
	AVERAGE	22.07	45.14	7.59	6.09	8.90	5.42	1.68	11.43	2.65	37.41	29.69		60.61

July

District	Taluk	July												
		01	02	03	04	05	06	07	08	09	10	11	12	13
Kasaragod		Paddy(Kg)	Coconut 1 No.	Arecanut Ripe 1 No.	Groundnut (Kg)	Cashew Nut Ripe Kg	Pepper (Kg)	Tapioca (Kg)	Ginger Dry (Kg)	Sugercane (Kg)	Banana Ripe(Kg)	Mango Green (Kg)	Pineapple (each)	Lemon Grass oil(Kg)
	Kasaragod	6.50	6.50					6.00			17.00		10.00	
	Hosdurg	6.50	6.00	0.45			66.00	4.50			14.00			
Kannur	Thalassery		6.00	0.60			68.00	5.00	120.00		15.50		8.00	345.00
	Kannur		6.75	0.70			70.00	6.00			18.00			
	Thaliparamba	6.80	6.25	0.45			67.00	5.00	90.00		14.50			
Wayanad	Sulthanbatheri	6.50	6.75	0.60			72.00	3.00	100.00		13.00			
	Mananthavadi	6.85	7.10				72.00	3.00	102.00		13.50			
	Vaithiri	6.75	6.75	0.46			75.00	3.00	100.00		12.00			
Kozhikode	Kozhikode	6.50	6.35	0.55			65.50	4.00	88.00		15.25		5.00	
	Quilandy	8.00	5.50	0.36			65.00	4.50	90.00		15.00			
	Vadakara	8.00	6.50	0.40			65.00	4.50			18.00		5.50	
Malappuram	Ponnani	6.50	5.75								15.00			
	Ernadu	8.00	5.75	0.60				4.25			16.00			
	Perunthalmanna	8.00	6.00				67.00	4.00			15.00			
	Thirur	8.00	4.75				4.00				14.00			

July Contd..

District	Taluk	1	2	3	4	5	6	7	8	9	10	11	12	13
Palakkad	Chittur	8.00	5.50	0.70	12.00		69.00	4.00	120.00		16.00			
	Palakkad	7.80	6.00	0.75			67.00	4.50			16.00		6.00	
	Mannarkadu	7.75	6.00	0.60			65.00	5.00			16.00			
	Alathur	7.75	6.00	0.50			67.00	4.00	115.00		17.50		5.00	
Thrissur	Ottappalam	8.00	6.00				68.00	4.00	125.00		16.00			
	Thrissur	7.50	6.00	0.60			70.00	6.00			16.00		8.00	
	Mukundapuram	6.75	6.00	0.55			68.00	4.50			16.00		7.00	
	Thalappilli	7.60	6.00	0.75			66.00	5.50			20.50	13.00		
	Chavakkadu	8.00	5.75	0.40			68.00				17.00			
	Kodungallur		6.50	0.80			68.00	5.00			18.00			
Eranakulam	Kanayanoor	7.50	7.00				68.00	4.00			16.00		8.00	
	Kochi		6.50	0.60										
	Paravoor	6.25	6.50				66.00	4.50			14.50			
	Aluva	6.75	6.50	0.60			68.00	4.00			15.00		6.75	
Idukki	Kunnathunadu	7.00	7.00	0.60			67.00	5.00	125.00		16.00		7.50	
	Muvattupuzha	6.75	6.60	0.40			67.00	4.50			16.00		8.00	
	Kothamangalappuzha	7.50	7.25	0.60			67.50	4.00	127.00		14.50		7.50	
	Thodupuzha	7.50	7.00	0.60			70.00	4.50	120.00		12.50		5.00	
Peerumedu	Devikulam	8.25	7.30	0.35			68.00	3.50	120.00	0.95	13.00			400.00
	Peerumedu		7.50	0.60			68.00	4.50			15.00		8.00	
	Udumbanchola		9.50	0.60			66.00	5.00	110.00		16.00			

July Contd..

District	Taluk	1	2	3	4	5	6	7	8	9	10	11	12	13
Kottayam	Changanassery	7.80	6.50	0.65			67.00	4.50			16.00		7.50	
	Kottayam	8.00	7.50				66.00	5.00			17.00		5.00	
	Meenachil	8.00	8.00	0.80			66.00	5.00	125.00		17.00		7.00	
	Vaikom	7.50	7.00	0.70			67.00	4.00			18.00		7.50	
Alappuzha	Kanjirappally		9.00					5.50	130.00		18.00	6.00	5.00	
	Karthikappally	8.00	7.00	0.50			80.00	5.00			18.00	10.00		
	Mavelikkara	8.00	7.00	0.30				4.00			17.00		10.00	
	Chengannur	8.00	7.50	1.00			68.00	5.00			20.00			
Pathanamthitta	Kuttanadu	7.50	6.00	0.50				5.50			19.50			
	Ambalappuzha	7.50	6.50	0.25				5.00			15.00			
	Cherthala		5.50	0.75										
	Kozhanchery	7.50	7.50	0.75			68.50	4.00	125.00		17.00			
Kollam	Adoor		7.00	0.75			68.00	4.00	130.00		17.00		5.00	
	Thiruvalla	8.00	8.00	0.70			70.00	5.00			15.00		6.00	
	Mallappally		8.00	0.55			70.00	6.00			18.00		6.00	
	Ranni		8.00	0.50			70.00	5.00			19.00		7.00	
Trivandrum	Kollam	7.00	6.50	0.75				4.00			16.50			
	Kottarakkara		7.00	0.70							19.00			
	Karunagappally		7.00	0.80							16.00		5.00	
	Kunnathur	6.75	7.50	0.60				4.00			18.00		4.00	
Trivandrum	Pathanapuram	6.50	7.50	0.70				4.00			15.00		5.00	
	Trivandrum	-	5.50	0.80				5.50			18.00	10.00	7.00	
	Chirayinkeezhu	8.00	7.00	0.60			70.00	5.00			18.00		10.00	
	Nedumangadu	-	5.75	0.70			60.00	4.00			16.50			
AVERAGE	Neyyattinkara	-	6.75	1.00				4.00			22.00		8.00	
		7.41	6.68	0.61	12.00	-	68.06	4.54	113.79	0.95	16.33	9.75	6.78	372.50

July Contd..

District	Taluk	14	15	16	17	18	19	20	21	22	23	24	25	26
Palakkad	Chittur	20.00			4.00	4.00	4.00		8.00	2.30	40.00			54.00
	Palakkad	20.00		6.50	4.50	6.50	4.00	1.00	8.00	2.50	45.00			56.00
	Mannarkadu	20.00		8.00	5.00	7.00	4.50	1.00	10.00	2.30	40.00			53.00
	Alathur	15.00			4.50		4.00		7.00	2.50	40.00			55.00
	Ottappalam	19.00			5.00	7.00	5.00	1.00		2.75	50.00			56.00
Thrissur	Thrissur	20.00			8.00	8.00	6.00	1.00	12.00	5.00	35.00			62.00
	Mukundapuram	20.00	38.00	5.00	6.00	8.00	5.00	2.00	9.00	4.00	43.00			56.00
	Thalappilli	25.00		10.50	6.00	9.00	5.00	0.65	10.50	5.00	40.00			57.00
	Chavakkadu	17.00								2.00	25.00			
	Kodungallur	25.00						2.50	13.00	1.00	30.00			
Ernakulam	Kanayanoor	25.00	40.00		4.50	8.00	4.50		8.00					56.00
	Kochi										30.00			
	Paravoor									2.50				
	Aluva	25.00			4.50				10.00	2.00				52.00
	Kunnathunadu				5.50		4.50	2.00	8.00	2.50				54.00
Idukki	Muvattupuzha				5.00		4.50		8.00	2.00				52.00
	Kothamangalam				4.50	8.00			10.00	2.50				54.00
	Thodupuzha		46.00	6.50	5.00	8.50	4.00		12.00	1.50				60.00
	Devikulath													59.00
	Peerumedu													54.50
Udumbanchola		38.00											63.00	

July Contd..

District	Taluk	14	15	16	17	18	19	20	21	22	23	24	25	26
Kottayam	Changanassery				5.00	7.00	5.00	2.50	8.00	2.50	40.00			54.00
	Kottayam				5.00			2.20	9.00		40.00			56.00
	Meenachil		50.00		5.00	6.00	6.00	2.50	9.00					56.00
	Vaikom				3.00		3.00	2.60	7.50		35.00			53.00
	Kanjirappally	25.00	45.00											55.00
Afappuzha	Karthikappally	40.00			5.00			2.50		1.50	40.00			
	Mavelikkara							4.00		2.50	50.00			58.00
	Chengannur	30.00			6.00		6.00	2.50	12.00	2.00	40.00			58.00
	Kuttanadu									0.75	40.00			
	Ambalappuzha							1.60		3.00	40.00			
Pathanamthitta	Cherthala							2.50			30.00			
	Kozhanchery	30.50	45.00		4.50		4.00	1.25	7.50	4.00				54.00
	Adoor	22.00	47.00	7.50	5.00	9.00	4.00	1.00	8.50	5.00	40.00			53.00
	Thiruvalla	30.00	53.00	10.00	6.00		5.00	1.50	11.00	4.00	45.00			53.00
	Mallappally	30.00		10.00	8.00	10.00	7.00	2.00	10.00	3.75	35.00			55.00
Kollam	Ranni	28.00	50.00					2.50	10.00					55.00
	Koliam	25.00					3.00		7.00					
	Kottarakkara	28.00		8.00	7.00				8.50					55.00
	Karunagappally	26.00						2.50						
	Kunnathur	25.00			5.00			1.25	9.00					57.50
Trivandrum	Pathanapuram							5.00						50.00
	Trivandrum	20.00		8.00	5.00	7.00		2.00	9.00	4.00	50.00			54.00
	Chirayinkeezhu			8.00		8.00		2.00	13.00	2.50	60.00			58.00
	Nedumangadi	22.00			5.00			2.00	13.00		35.00			55.00
	Neyyattinkara	22.00			7.00			3.50	15.00		35.00			57.50
AVERAGE		24.56	43.88	8.04	5.27	7.90	4.82	1.78	9.42	2.75	38.88	70.00		55.54

August

District	Taluk	August												
		01	02	03	04	05	06	07	08	09	10	11	12	13
Kasaragod		Paddy(Kg)	Coconut 1 No.	Arecanut Ripe 1 No.	Groundnut (kg)	Cashew Nut Ripe Kg	Pepper (kg)	Tapioca (kg)	Ginger Dry (kg)	Sugarcane (kg)	Banana Ripe(kg)	Mango Green (kg)	Pineapple (each)	Lemon Grass oil(kg)
	Kasaragod	6.25	6.50					5.50			15.50		7.00	
	Hosdurg	6.50	6.25	0.60			63.00	5.00			15.00		8.00	
Kannur	Thalassery		6.00	0.50			63.00	5.00	120.00		15.50		8.00	345.00
	Kannur		6.50	0.50			65.00	6.00			19.00			
	Thaliparamba	6.80	6.00	0.45			64.00	5.25			15.00			
Wayanad	Sulthanbatheri	6.50	6.75	0.50			68.00	3.00			14.00			
	Mananthavadi	6.70	6.50	0.30			69.00	3.00	100.00		14.00			
	Vaithiri	7.00	6.25	0.40			69.00	3.00	90.00		12.50			
Kozhikode	Kozhikode	6.50	6.35	0.40			64.50	4.00			16.00		6.00	
	Quilandy	7.50	5.50	0.38			64.00	4.50	100.00		15.00			
	Vadakara	8.00	6.25				64.00	4.50			16.00		5.50	
Malappuram	Ponnani	6.50	5.75	0.30							16.00			
	Ernadu	8.00	5.70	0.35			70.00	4.25			17.00			
	Perunthalmanna	8.00	5.50				70.00	4.50			15.00			
	Thirur	8.00	5.50				4.00				18.00			

August Contd..

District	Taluk	1	2	3	4	5	6	7	8	9	10	11	12	13
Palakkad	Chittur	7.50	6.50	0.50	12.00		65.00	4.00			17.00			
	Palakkad	7.00	6.00	0.40	11.00		63.50	4.00			16.00		5.50	
	Mannarkadu	6.25	6.00	0.35	10.00		64.00	5.00			16.00	6.50		
	Alathur	7.30	6.50	0.50			64.00	4.00	110.00		18.00		9.00	
	Ottappalam	7.60	6.00				65.00	4.00	116.00		19.00			
Thrissur	Thrissur	7.25	6.00	0.60			70.00	5.00			24.00			
	Mukundapuram	6.75	6.00	0.40			68.00	5.00			18.00		7.00	
	Thalappilli	6.10	6.00	0.70			64.00	5.50			26.00			
	Chavakkadu	8.00	5.50	0.40			65.00				18.00			
	Kodungallur		6.50	0.75			66.00	5.00			20.00			
Eranakulam	Kanayanoor		7.00				64.50	4.50			17.00		4.50	
	Kochi		6.25	0.45										
	Paravoor	6.25	6.80					4.50						
	Aluva	6.75	7.00	0.60			68.00	4.00			16.00		6.75	
	Kunnathunadu	7.00	7.00	0.40				4.50			15.00		5.00	
Idukki	Muvattupuzha	6.75	7.00	0.40			65.00	4.50			16.00		6.00	
	Kothamangalam	7.50	7.25	0.50			63.50	4.50	139.00		14.50		4.50	
	Thodupuzha	7.50	7.00	0.60			65.00	4.50	120.00		15.00		5.00	
	Devikulam	8.25	7.50	0.40			66.00	3.50	120.00	0.95	15.00			400.00
	Pcerumedu		7.50	0.70			64.00	4.50			14.00		8.00	
	Udumbanchola		9.00	0.60			62.00	4.50	110.00		16.00			310.00

August Contd..

District	Taluk	1	2	3	4	5	6	7	8	9	10	11	12	13
Kottayam	Changanassery		7.00	0.60		64.00	4.50				17.00		6.50	
	Kottayam	8.00	8.00			64.00	5.00				17.50		5.00	
	Meenachil	8.00	8.00	0.70		63.00	5.00				17.00		7.00	
	Vaikom	7.50	7.00	0.60		63.00	3.50				18.00		6.50	
	Kanjirappally		9.00				4.50	150.00			20.00		6.00	
Alappuzha	Karthikappally	7.50	7.00	0.50		80.00	5.00				18.00			
	Mavelikkara	7.50	7.00	0.30			4.00				17.00		10.00	
	Chengannur	8.00	7.00	0.50		64.00	5.00				20.00			
	Kuttanadu	7.50	6.25	0.50			5.50				21.00			
	Ambalappuzha	7.50	7.00	0.25			5.00				17.00			
	Cherthala		5.50	0.50										
Pathanamthitta	Kozhanchery		8.00	0.50		62.50	3.50		125.50		18.00			
	Adoor	6.50	7.00	0.60		63.00	3.50		130.00		15.00		5.00	
	Thiruvalla	8.00	8.00	0.50		64.00	5.00				17.00		6.00	
	Mallappally		8.00	0.60		65.00	6.00				19.00		5.00	
	Ranni		8.00	0.50		65.00	5.00				21.00		6.00	
Kollam	Kollam	7.00	7.50	0.75			4.00				17.00			
	Kottarakkara		7.00	0.75			3.50				18.00			
	Karunagappally		8.00	0.70							16.00			
	Kunnathur	7.00	9.00	0.80			4.00				18.00			
	Pathanapuram	6.50	7.50	0.60			4.00				16.00		5.00	
Trivandrum	Trivandrum		6.00	1.00			5.50				20.00		12.00	
	Chirayinkeezhu	8.00	7.00	0.60		75.00	5.00				20.00		10.00	
	Nedumangadu		7.00	0.70		63.00	4.00				18.00		8.00	
	Neyyattinkara		6.75	0.75			4.00				22.00		9.00	
	AVERAGE		6.80	0.53	11.00	65.62	4.47	117.73	0.95	17.27	6.50	6.76	351.67	

August Contd..

District	Taluk	14	15	16	17	18	19	20	21	22	23	24	25	26
		Tamarind (Kg)	Turmeric (Kg)	Brinjal (Kg)	Cucumber (Kg)	Ladies finger (Kg)	Pumpkin(Kg)	Betal Leaves (10 nos)	Chanai(Kg)	Straw (Kg)	Coconut palm leaves (10 full sheets)	Cotton(Kg)	Sesamun(Kg)	Rubber (Kg)
Kasaragod	Kasaragod			7.50	7.50	10.00	4.50	1.00	10.00	2.50				
	Hosdurg	25.00		7.00	5.00	9.00	3.50	0.90	9.00	4.00				52.00
Kannur	Thalassery	20.00	52.00	8.50	8.50	8.00	7.00		10.00		40.00			53.00
	Kannur				8.00		6.50			3.00	30.00			52.00
Wayanad	Thaliparamba		39.00		7.00	7.00	3.00		8.00	2.00		70.00		52.00
	Sulthanbatheri		36.00						6.00	1.50				50.50
Kozhikode	Mananthavadi		35.00						5.50					50.50
	Vaithiri	32.00							6.00	2.00				51.00
Malappuram	Kozhikode							0.75	9.00	2.50				51.00
	Quilandy		45.00					0.30	7.00	3.50				50.00
Malappuram	Vadakara							0.75		3.00	25.00			51.00
	Ponnani							0.75		3.00				
Perunthalmanna	Ernadu	24.00			5.00		4.50	1.00	9.00	2.35	40.00			
	Thirur				4.00	6.00	4.00	1.00	8.00	2.00	30.00			55.00

August Contd..

District	Taluk	14	15	16	17	18	19	20	21	22	23	24	25	26
Palakkad	Chittur			5.50	4.50	6.50	3.50		6.50	2.30	40.00			49.00
	Palakkad	18.00		6.00	5.00	5.00	4.00	0.70	5.50	2.50	45.00			48.50
	Mannarkadu	15.00			3.00	7.50	3.00	1.50	7.00	2.30	40.00			49.50
	Alathur	16.00			5.00	6.50	3.50		7.00	2.50	40.00			49.50
	Ottappalam	20.00			6.00	9.00	6.00	1.00	8.00	2.50	50.00			49.50
Thrissur	Thrissur	20.00			9.00	10.00	7.00	1.00	10.00	2.00	35.00			52.00
	Mukundapuram	20.00	38.00	5.50	8.00	8.50	5.50	2.00	9.50	2.25	43.00			52.00
	Thalappilli	26.00		9.00	8.00	9.00	5.00	0.65	9.00	1.25	40.00			48.00
	Chavakkadu	19.00								2.00	25.00			
	Kodungallur	40.00						1.50	12.00	1.00	30.00			
Eranakulam	Kanayanoor	25.00			4.50	5.50			6.50					50.00
	Kochi										30.00			
	Paravoor													
	Aluva	25.00			4.50				8.00	2.00				50.00
	Kunnathunadu				4.50		4.00	2.00	7.00	2.50				50.00
Idukki	Muvattupuzha				5.00		4.50		6.50	2.50				49.00
	Kothamangalam				4.50				8.50	2.00				52.00
	Thodupuzha		46.00	7.00	5.50	9.00	4.00		9.00					53.00
	Devikulam								5.50					52.00
	Peerumedu								5.00					49.00
Udumbanchola		38.00											50.00	

August Contd..

Distric	Taluk	14	15	16	17	18	19	20	21	22	23	24	25	26
Kottayam	Changanassery				4.00	8.00		3.00	7.50	3.50	40.00			52.50
	Kottayam				4.00	6.00		2.60	7.00					51.50
	Meechachil				6.00	7.00	5.50	4.00	10.00					52.00
	Vaikom				4.00		3.50	2.75	7.00		35.00			51.50
Alappuzha	Kanjirappally	25.00	45.00											52.00
	Karthikappally	40.00			5.00			2.50		1.50	40.00			
	Mavelikkara							4.00		2.50	50.00			60.00
	Chengannur	30.00			6.00		6.00	3.00	12.00	2.00	40.00			54.00
	Kuttanadu									0.75	40.00			
	Ambalappuzha							1.60		3.00	40.00			
Pathanamthitta	Cherthala							2.50			32.50			
	Kozhanchery	30.50	45.00		4.75		4.50	2.50	7.50	5.00				50.00
	Adoor	28.00	45.00	6.50	5.50	8.00	5.00	2.50	6.50	5.00	40.00			50.00
	Thiruvalla	30.00	53.00	10.00	6.00		5.00	3.50	9.00	4.00	45.00			48.00
	Mallappally	30.00		10.00	8.00	14.00	6.00	3.75	10.00	5.00				50.00
	Ranni	30.00	50.00		7.00			2.50	7.00					51.00
Kollam	Kollam	25.00					3.50		8.00					
	Kottarakkara	28.00		6.50	7.00			2.00	8.00					49.00
	Karunagappally	30.00						3.00						
	Kunnathur	30.00			3.50			2.25	6.00					48.75
Trivandrum	Pathanapuram													48.00
	Trivandrum	20.00		8.00	6.00	8.00	6.00	2.50	12.00	4.00	50.00			54.00
	Chirayinkeezhu	27.00		8.00		8.00		1.50	14.00	2.50	60.00			49.00
	Nedumangadu	25.00			8.00	12.00	10.00	2.50	13.50					50.00
	Neyyattinkara	22.00		14.00	7.00	15.00	10.00	3.50	15.00		35.00			51.00
AVERAGE		25.66	43.62	7.93	5.76	8.42	5.10	2.02	8.36	2.62	38.98	70.00		50.92

September

District	Taluk	September												
		01	02	03	04	05	06	07	08	09	10	11	12	13
Kasaragod		Paddy(Kg)	Coconut 1 No.	Arecanut Ripe 1 No.	Groundnut (Kg)	Cashew Nut Ripe Kg	Pepper (Kg)	Tapioca (Kg)	Ginger Dry (Kg)	Sugercane (Kg)	Banana Ripe(Kg)	Mango Green (Kg)	Pincapple (each)	Lemon Grass oil(Kg)
	Kasaragod	6.50	6.50	0.60				5.50			13.50			
	Hosdurg	6.50	6.50	0.50			60.00	5.00			14.50	8.00	8.00	
Kannur	Thalassery		6.00	0.40			62.00	5.00	120.00		12.50			345.00
	Kannur		6.50	0.55			63.00	6.00			16.00			
	Thaliparamba	6.80	6.00	0.40			61.00	5.25			12.50			
Wayanad	Sulthanbatheri	6.50	6.75	0.20			70.00	3.00	80.00					
	Mananthavadi	6.25		0.30			65.00	3.00	80.00					
	Vaithiri	6.50	6.25	0.45			67.00	3.00	90.00					
Kozhikode	Kozhikode	6.50	6.25	0.35			61.75	3.75			13.25		6.00	
	Quilandy	8.00	5.50	0.30			62.00	4.50	100.00		13.50			
	Vadakara	8.00	6.00	0.40			62.00	4.50			15.00		5.50	
Malappuram	Ponnani	6.50	5.75	0.30							16.00			
	Ernadu	8.00	5.50	0.25			65.00	4.25			15.00			
	Perunthalmanna	8.00	5.75				70.00	4.50			16.00			
	Thirur	8.00	5.00	0.40				4.00			16.00			

September Contd..

District	Taluk	1	2	3	4	5	6	7	8	9	10	11	12	13
Palakkad	Chittur	6.50	6.50	0.50	12.00		62.00	3.75			14.00			
	Palakkad	6.00	6.00	0.40	10.50		60.50	4.00			14.00		6.00	
	Mannarkadu	6.50	6.00	0.50	10.00		62.00	5.00			12.00			
	Alathur	6.40	6.50	0.50			62.00	4.00	115.00		14.00		6.00	
	Ottappaian	6.50	5.50	0.50			62.00	4.00	120.00		13.00			
Thrissur	Thrissur	7.00	6.00	0.50			70.00	5.00			16.00		7.00	
	Mukundapuram	5.40	5.50	0.40			65.00	4.50			11.00		6.50	
	Thalappilli	6.00	6.00	0.55			62.00	6.00	115.00		15.00		8.00	
	Chavakkadu	8.00	5.50	0.40			65.00				18.00			
	Kodungallur	6.25	6.25	0.75			62.00	5.00			13.00			
Ernakulam	Kanayanoor	6.50	6.50				62.00	4.50			12.75		7.00	
	Kochi		6.50	0.45										
	Paravoor	6.20	6.50	0.30				4.50			12.00			
	Aluva	6.50	6.50	0.30			60.00	4.00			13.50		6.00	
	Kunnathunadu	7.00	6.50	0.35				4.50			13.00		5.00	
Idukki	Muvattupuzha	6.75	6.75	0.40			61.00	4.50			12.00		4.50	
	Kothamangalam	7.50	7.00	0.45			62.00	5.00	130.00		11.50		5.50	
	Thodupuzha	7.00	7.50	0.60			65.00	4.00	120.00		15.00		5.00	
	Devikulam	8.00	7.25	0.35			63.00	3.50	120.00	0.95	10.50			360.00
	Peerumedu		7.50	0.60			67.00	4.50			14.00		8.00	
	Udumbanchola		9.00				62.00	4.00	110.00		15.00			310.00

September Contd..

District	Taluk	1	2	3	4	5	6	7	8	9	10	11	12	13
Kottayam	Changanassery	8.00	7.00	0.40			62.50	4.50			17.50		7.50	
	Kottayam	8.00	8.00				61.00	5.00			17.00		8.00	
	Meenachil	8.00	8.00	0.60			61.00	5.00			15.00			
	Vaikom	7.40	7.00	0.35			62.00	4.00			15.00		7.00	
Alappuzha	Kanjirappally		8.50				62.00	5.50	135.00		17.00		7.00	
	Karthikappally	7.50	7.00	0.50			71.00	5.00			18.00			
	Mavelikkara	7.50	7.00	0.35				4.00			17.00		10.00	
	Chengannur	8.00	7.00	0.40			64.00	5.00			16.00			
	Kuttanadu	7.50	6.50	0.50				5.50			18.00			
	Ambalappuzha	7.50	7.00	0.20				5.00			13.00			
Pathanamthitta	Cherthala		5.50	0.40										
	Kozhanchery		8.00	0.40			65.00	4.50	125.00		17.00			
	Adoor	6.50	7.25	0.50			62.00	3.50	130.00		12.00		4.50	
	Thiruvalla	7.75	8.00	0.40			62.00	5.00			14.00		6.00	
	Mallappally		8.00	0.45			63.00	6.00			16.00		8.00	
	Ranni		8.00	0.50			68.00	5.00			15.00		7.00	
	Kollam	7.00	7.50	0.40				5.00			15.00			
	Kottarakkara	6.50	7.50	0.60			63.00	4.00			17.00			
	Karunagappally		8.00	0.40				4.00			13.00			
	Kunnathur	7.00	8.00	0.60			63.00	4.50			13.00			
Trivandrum	Pathanapuram	6.50	7.50	0.50				4.00			13.00		5.00	
	Trivandrum		6.50	0.60				6.00			18.00	30.00	12.00	
	Chirayinkeezhu	7.50	7.00	0.35			78.00	5.00			18.00		10.00	
	Nedumangadu		6.50	0.30			55.00	4.00			13.00		8.00	
	Neyyattuinkara		7.50	0.45				3.50			19.00		9.00	
AVERAGE		7.03	6.75	0.43	10.83		63.60	4.53	112.67	0.95	14.63	19.00	7.03	338.33

September Contd..

District	Taluk	14	15	16	17	18	19	20	21	22	23	24	25	26
		Tamarind (Kg)	Turmeric (Kg)	Brinjal (Kg)	Cucumber (Kg)	Ladies finger (Kg)	Pumpkin(Kg)	Betal Leaves (10 nos)	Chanai(Kg)	Straw (Kg)	Coconut palm leaves (10 full sheets)	Cotton(Kg)	Sesamun(Kg)	Rubber (Kg)
Kasaragod	Kasaragod			8.00	6.50	10.00	4.50	1.00	10.00	2.50				
	Hosdurg	40.00		6.50	7.00	8.00	3.50	1.20	9.00	3.50				51.00
Kannur	Thalassery	20.00	52.00	8.50	8.50	8.00	7.00		10.00		40.00			52.00
	Kannur				7.50					3.00	30.00			50.00
Wayanad	Thaliparamba		39.00		5.50	8.00	3.50	0.60	7.00	2.00		70.00		49.50
	Sulthanbatheri		36.00						5.40	1.50				49.50
	Mananthavadi		34.00						4.80					49.00
Kozhikode	Vaithiri	32.00							5.00	2.00				50.00
	Kozhikode							0.70		2.50				50.50
	Quilandy		45.00					0.50	7.00	3.25				55.00
Malappuram	Vadakara									2.75	25.00			51.00
	Ponnani							0.75		3.00				
	Eranadu				5.00		4.00	1.00	7.00	2.35	40.00			
	Perunthalmanna				5.50	8.00			6.50					58.00
	Thirur							1.25	8.00	2.00	30.00			

September Contd..

District	Taluk	14	15	16	17	18	19	20	21	22	23	24	25	26
Palakkad	Chittur			6.50	5.00	6.50	2.50		6.50	2.00	40.00			47.00
	Palakkad			6.00	4.00	6.00	3.50	0.80	5.50	2.50	45.00			47.00
	Mannarkadu			8.00	6.00	9.00	3.00	1.50	7.00	2.00	40.00			47.50
	Alathur				5.00	6.50	3.50		7.00	1.50	40.00			47.00
	Ottappalam				4.00	6.00	4.00	1.00	7.00	2.50	50.00			47.50
Thrissur	Thrissur	26.00			7.00	12.00	7.00	1.00	10.00	2.00	35.00			50.00
	Mukundapuram	20.00	38.00	5.00	6.50	7.00	4.50	2.00	7.50	2.50	43.00			49.00
	Thalappilli		40.00	8.00	6.00	8.00	4.50		10.00	1.00	40.00			47.00
	Chavakkadu	19.00								2.00	25.00			
	Kodungallur	23.00						2.00	7.00	1.00	30.00			
Eranakulam	Kanayanoor				4.60				6.25					48.00
	Kochi													
	Paravoor										30.00			
	Aluva	25.00		6.00	5.00	6.00			8.00	2.00				48.00
	Kunnathunadu				4.00		4.00	2.00	6.00	2.50				48.00
Idukki	Muvattupuzha				5.00		4.50		6.00	2.50				47.00
	Kothamangalam				5.50		4.50	2.00	7.50	2.50				49.00
	Thodupuzha		46.00	7.00	5.00	8.50	4.50		8.00					48.00
	Devikulam								4.75					45.00
	Peerumedu								5.00					47.00
Udumbanchola		38.00											50.00	

September Contd..

District	Taluk	14	15	16	17	18	19	20	21	22	23	24	25	26
Kottayam	Changanassery				4.50	7.50	4.00	3.00	7.50	3.50	40.00			49.00
	Kottayam				6.00	5.00		2.50	6.00					49.00
	Meenachil				6.00	8.00	4.50	3.00	10.00					47.50
	Vaikom				6.75		3.50	1.80	7.00	3.00	35.00			48.50
	Kanjirappally	27.00	47.00											49.00
Alappuzha	Karthikappally	40.00			5.00			2.50		1.50	40.00			
	Mavelikkara							4.00		2.50	50.00			
	Chengannur				6.00		6.00	3.00	12.00	2.00	40.00			49.00
	Kuttanadu									0.75	40.00			
	Ambalappuzha							1.60		3.00	40.00			
Pathanamthitta	Cherthala							2.50			32.50			
	Kozhanchery	31.00	45.00		5.00		4.50	2.00	7.00	5.00				50.00
	Adoor	28.00	45.00	6.50	4.50	8.00	3.50	2.00	6.00	5.00	40.00			46.00
	Thiruvalla	32.00	53.00	10.00	7.00		5.00	1.50	7.00	4.00	45.00			48.00
	Mallappally	35.00	42.00	10.00	7.00	10.00	7.00	2.00	7.00	5.00				49.00
Kollam	Ranni	32.00	50.00		7.00			2.50	6.00					51.00
	Kollam							2.00		3.75				
	Kottarakkara	30.00		7.00	6.00			1.00	6.00					49.00
	Karunagappally	30.00						1.50						
	Kunnathur	30.00	49.00		3.50			2.00	6.50	3.75				48.00
Trivandrum	Pathanapuram							0.70						46.00
	Trivandrum	22.00		12.00	8.00	8.00	8.00	4.00	8.00	4.00	50.00			51.00
	Chirayinkeezhu	27.00		8.00		8.00		1.00	10.00	2.50	60.00			48.00
	Nedumangadu	25.00			7.00			2.50	10.00					49.00
	Neyyattinkara	22.00		10.00	6.00	14.00	9.00	1.70	14.00		35.00			48.50
AVERAGE		28.00	43.69	7.82	5.77	8.09	4.72	1.78	7.47	2.64	38.98	70.00		48.98

October Contd.

District	Taluk	1	2	3	4	5	6	7	8	9	10	11	12	13
Palakkad	Chittur	6.00	6.50	0.45	12.00		62.00	3.75			13.50			
	Palakkad	6.00	6.50	0.40	10.50		62.00	4.50			12.00		6.00	
	Mannarkadu	5.75	6.00	0.50	10.00		58.00	5.00			12.00			
	Alathur	6.10	6.50	0.50			60.00	4.00	115.00		14.00		6.00	
Thrissur	Ottappalam	5.70	6.00	0.50			60.00	3.50	120.00		12.00			
	Thrissur	7.00	6.00	0.50			70.00	5.00			16.00			
	Mukundapuram	5.55	6.00	0.35			65.00	5.00			12.50		7.00	
	Thalappilli	6.00	7.00	0.50			59.00	6.00			15.00			
	Chavakkadu	8.00	5.75	0.40			60.00				16.00			
	Kodungallur		6.00	0.75			60.00	5.00			13.00			
	Kanayanoor	6.50	6.50	0.40			59.00	4.50	130.00		13.00		5.00	
Eranakulam	Kochi		6.50	0.45										
	Paravoor	6.50	6.60	0.25				4.50			12.50			
	Aluva	6.75	6.50	0.40			58.50	4.00			14.00		6.50	
	Kunnathunadu	6.50	6.50	0.35				3.50			12.00		6.00	
	Muvattupuzha	6.50	6.50	0.40			60.00	4.50			12.50		6.50	
	Kothamangalam	7.50	6.75	0.40			58.50	3.50			11.50		5.00	
	Thodupuzha	7.25	7.50	0.60			60.00	4.00	120.00		16.00		5.00	
	Devikulam	7.50	7.25	0.25			60.00	4.00	120.00		10.50			350.00
	Peerumedu		7.50	0.70			58.00	4.50			11.50			
	Udumbanchola		8.00				57.00	4.00	110.00		13.00			310.00

October Contd..

District	Taluk	1	2	3	4	5	6	7	8	9	10	11	12	13
Kottayam	Changanassery	7.00	8.00	0.50			59.00	4.50			17.00		7.00	
	Kottayam	7.00	9.00	0.45			57.00	5.00			17.00	16.00	8.00	
	Meenachil	8.00	8.00	0.50			58.00				15.00			
	Vaikom	6.50	7.00	0.40				4.50			14.00		6.50	
Alappuzha	Kanjirappally		8.50				58.00	5.50			17.00		7.00	
	Karthikappally	7.00	6.75	0.50			70.00	5.00			16.00			
	Mavelikkara	7.00	7.00	0.25				4.00			16.00		9.50	
	Chengannur	7.50	7.00	0.35			65.00	5.00			15.00			
Pathanamthitta	Kuttanadu	7.00	6.25	0.50				5.50			17.00			
	Ambalappuzha	6.50	7.00	0.20				4.00			13.00			
	Cherthala		5.50	0.40										
	Kozhanchery		8.75	0.50				4.50	125.00		17.00			
Kollam	Adoor	6.50	7.25	0.45			60.00	3.50	130.00		12.00		4.00	
	Thiruvalla	7.75	8.00	0.40			60.00	5.00			14.00		6.00	
	Mallappally		9.00	0.45			65.00	6.00			17.00		7.00	
	Ranni		8.00	0.50			64.00	5.00			14.00		7.00	
Trivandrum	Kottarakkara	6.00	7.00	0.75			60.00	5.00			17.00			
	Karunagappally		8.00	0.40				5.00			15.00			
	Kunnathur	7.00	7.50	0.70				5.00			16.50			
	Pathanapuram	6.50	7.50	0.50				5.00			16.00		5.00	
AVERAGE	Trivandrum		7.00	0.60							18.00	30.00	10.00	
	Chirayinkeezhu	7.50	8.00	0.30				5.00			18.00		10.00	
	Nedumangadu		6.50	0.30			55.00	4.00	20.00		13.00			
	Neyyattinkara		7.50	0.50				3.50			18.00		9.00	
AVERAGE		6.76	6.83	0.43	10.83		60.30	4.55	105.36	0.95	14.17	18.67	6.98	335.00

October Contd..

District	Taluk	14	15	16	17	18	19	20	21	22	23	24	25	26
		Tamarind (Kg)	Turmeric (Kg)	Brinjal (Kg)	Cucumber (Kg)	Ladies finger (Kg)	Pumpkin(Kg)	Betal Leaves (10 nos)	Chanai(Kg)	Straw (Kg)	Coconut palm leaves (10 full sheets)	Cotton(Kg)	Sesamun(Kg)	Rubber (Kg)
Kasaragod	Kasaragod			8.00	6.25	10.00	4.50	1.00	10.00	2.00				
	Hosdurg	40.00		5.50	6.50	9.50	3.50	1.00	10.00	3.50				51.00
Kannur	Thalassery	22.00	52.00	8.00	8.00	8.50	7.00		10.00		40.00			52.00
	Kannur				8.50		5.00		9.00	3.00	30.00			50.00
Wayanad	Thaliparamba				8.00	9.50	5.00	0.75	6.50	2.00		70.00		50.00
	Sulthanbatheri								6.25	1.50				49.50
Kozhikode	Mananthavadi								6.00					49.00
	Vaithiri								5.00	2.00				50.00
Malappuram	Kozhikode							0.70		2.50				52.25
	Quilandy		42.00					0.50	7.00	3.00				48.00
Malappuram	Vadakara							0.70		2.75	25.00			51.00
	Ponnani							0.75		3.00				
Malappuram	Eranadu				5.75		4.00	1.00	7.00	2.35	40.00			
	Perunthalmanna				5.00	7.50			6.50					50.00
	Thirur				5.00	7.00	5.00	1.25	8.00	2.00	30.00			

October Contd..

District	Taluk	14	15	16	17	18	19	20	21	22	23	24	25	26
Palakkad	Chittur			6.50	5.00	6.75	4.50		6.50	2.00	40.00			40.00
	Palakkad			8.00	5.00	6.00	4.00	0.90	7.00	2.00	45.00			48.00
	Mannarkadu			8.00	6.00	8.00	4.00	1.50	7.00	2.00	40.00			48.50
	Alathur				6.00	7.00	4.00		7.00	1.50	40.00			49.00
	Ottappalam				4.50	7.00	3.00	1.00	7.00	2.00	50.00			49.00
Thrissur	Thrissur	30.00				12.00	7.00	1.00	10.00	5.00	35.00			52.00
	Mukundapuram	20.00	34.00	5.00	7.50	8.50	4.50	2.50	7.50	2.50	43.00			49.00
	Thalappilli			12.00	11.00	12.00	5.00		8.00	1.00	40.00			49.00
	Chavakkadu	19.00								2.00	25.00			
	Kodungallur	23.00						2.00	7.50	1.00	30.00			
Ernakulam	Kanayanoor				5.00	5.50	4.00	1.20	6.00	3.00				50.00
	Kochi										30.00			
	Paravoor								8.00					
	Aluva		35.00		5.00	6.00			8.50	2.00				50.00
	Kunnathunadu				4.00		4.50	2.00	6.50	2.50				49.00
Idukki	Muvattupuzha				6.00		5.00		6.00	3.00				48.50
	Kothamangalam				5.50		4.50	2.50	8.50	2.50				50.00
	Thodupuzha		48.00	7.00	5.00	8.50	5.50		8.00					50.00
	Devikulam								5.50					44.00
	Peerumedu								4.00					51.75
	Udumbanchola		38.00						4.00					51.00

October Contd..

District	Taluk	14	15	16	17	18	19	20	21	22	23	24	25	26
Kottayam	Changanassery				5.00	6.50	4.50	2.50	7.50	1.00	40.00			51.50
	Kottayam				7.00	6.00	4.00	2.00	6.00					50.00
	Meenachil				6.00	8.00	5.00	3.00	10.00					49.50
	Vaikom				5.50		4.00	2.00	6.00		35.00			50.50
Alappuzha	Kanjirappally	27.00	47.00		6.00			2.50		1.50	40.00			54.00
	Karthikappally				6.00			4.00		2.00	50.00			52.00
	Mavelikkara				6.00		6.00	3.00	12.00	2.00	40.00			52.00
	Chengannur				6.00		6.00	3.00		0.75	40.00			52.00
Pathanamthitta	Kuttanadu							1.80		3.00	40.00			50.00
	Ambalappuzha							2.50			40.00			50.50
	Cherthala							2.00	7.00	5.00	40.00			50.00
	Kozhanchery	45.00	60.00		5.00		5.00	2.00	7.00	5.00	40.00			50.00
Kollam	Adoor		45.00	13.00	6.50	9.00	3.50	1.50	6.00	5.00	40.00			50.50
	Thiruvalla	32.00	53.00	14.00	9.00		6.00	1.50	9.00	4.00	45.00			50.00
	Mallappally	45.00		15.00	9.00	16.00	6.00	2.50	10.00	5.00				49.50
	Ranni	32.00	50.00		7.00			2.50	5.50					50.00
Trivandrum	Kollam							2.00	7.00	7.00				50.00
	Kottarakkara	35.00		6.00	6.00			1.50	7.00					50.00
	Karunagappally	30.00						2.00						50.00
	Kunnathur		46.00		3.00			2.00	7.00					50.00
Trivandrum	Pathanapuram							7.00						47.50
	Trivandrum	20.00		10.00	8.00	12.00	6.00	0.50	6.00	4.00	50.00			48.00
	Chirayinkeezhu	27.00		8.00		8.00		1.00	10.00	2.50	60.00			49.00
	Nedumangadu	30.00			4.50		6.00	2.50	9.00		40.00			49.00
AVERAGE	Neyyattinkara	30.00		12.00	6.00	14.00	10.00	2.20	12.00		35.00			50.75
	AVERAGE	30.11	45.00	9.13	6.16	8.75	4.98	1.86	7.52	2.55	39.02	70.00		49.64

November

District	Taluk	November												
		Paddy(Kg)	Coconut 1 No.	Arcanutt Ripe 1 No.	Groundnut (Kg)	Cashew Nut Ripe Kg	Pepper (Kg)	Tapioca (Kg)	Ginger Dry (Kg)	Sugercane (Kg)	Banana Ripe(Kg)	Mango Green (Kg)	Pincapple (each)	Lemon Grass oil(Kg)
		01	02	03	04	05	06	07	08	09	10	11	12	13
Kasaragod	Kasaragod	6.25	6.50	0.60				5.25			10.00			
	Hosdurg	6.50	7.50	0.60			62.00	6.00			11.00	10.00		
	Thalassery		6.00	0.30			60.00	5.00	115.00		10.00			340.00
Kannur	Kannur		6.75	0.40			60.00	6.00			11.00			
	Thaliparamba	6.65	6.25	0.40			61.00	5.25			9.50			
	Sulthanbatheri	5.20	7.25	0.20			70.00	4.00			5.50			
Wayanad	Mananthavadi	5.30		0.32			67.50	4.00	95.00		6.00			
	Vaithiri	6.00	6.50	0.40			68.00	3.50	100.00		6.50			
	Kozhikode	7.50	5.75	0.30			57.00	4.00		11.00			5.00	
Kozhikode	Quilandy	7.50	6.00	0.28			57.00	4.50			9.50			
	Vadakara	8.00	6.50	0.40			59.00	4.50			12.00		7.00	
	Ponnani	6.50	6.00	0.30							14.00			
Malappuram	Ernadu	8.00	5.75	0.40			64.00	4.25			10.00			
	Perunthalmanna	7.50	5.50	0.40			60.00	4.25			15.00		10.00	
	Thirur	8.00	5.50	0.45				5.00			14.00			

November Contd.,

District	Taluk	1	2	3	4	5	6	7	8	9	10	11	12	13
Palakkad	Chittur	7.30	6.75	0.45	13.00			3.75			11.50			
	Palakkad	7.00	7.00	0.40	10.50		58.50	4.00			12.00		6.00	
	Mannarkadu	7.00	6.50	0.50			58.00	5.00			10.00		7.00	
	Alathur	6.80	7.00	0.45			60.00	5.00	115.00		12.00		7.50	
	Ottappalam	7.00	6.50	0.50			58.00	4.50	120.00		11.00			
Thrissur	Thrissur	7.00	6.25	0.50			70.00	5.50			16.00		6.00	
	Mukundapuram	5.55	6.50	0.30			58.00	5.00			10.00		6.50	
	Thalappilli	6.30	7.00	0.50			58.00	6.00	110.00		13.00		8.00	
	Chavakkadu	8.00	6.00	0.40			61.00				17.00			
	Kodungallur		6.50	0.75			62.00	5.00			11.00			
Ernakulam	Kanayanoor	6.50	8.00	0.55			58.00	5.00			11.00		5.50	
	Kochi		7.50	0.55										
	Paravoor	6.00	7.00	0.40				4.50						
	Aluva	6.75	6.50	0.45			60.00	4.00			10.00		5.00	
	Kunnathunadu	6.00	7.25	0.40			59.00	4.00					3.00	
Idukki	Muvattupuzha	6.50	8.00	0.40			59.00	4.50					4.00	
	Kothamangalam	7.50	7.25	0.35			58.00	4.50			9.50		3.00	
	Thodupuzha	7.00	8.00	0.40			60.00	4.00	110.00		15.00		4.50	
	Devikulam	7.50	7.50	0.30			64.00	4.50	120.00	0.95	10.00			350.00
	Peertumedu		7.75	0.35			60.00	4.50			9.00			
	Udumbanchola		7.50				59.00	5.00	120.00					330.00

November Contd..

District	Taluk	1	2	3	4	5	6	7	8	9	10	11	12	13
Kottayam	Changanassery	6.00	8.50	0.50			60.00	5.00			11.00	9.00	5.50	
	Kottayam	6.00	9.00	0.30			56.00	5.00			12.00		5.50	
	Meenachil	8.00	8.50	0.50			59.00	5.00			14.00		6.00	
	Vaikom	6.25	7.00	0.30			58.00	4.00			11.00		4.50	
	Kanjirappally		10.00				59.00	5.50	120.00		12.00		5.50	
Alappuzha	Karthikappally	7.00	6.75	0.50			60.00	5.00			16.00			
	Mavelikkara	8.00	7.00	0.30				4.00			14.00		8.00	
	Chengannur	7.50	8.00	0.35			65.00	5.00			14.00			
	Kuttanadu	7.00	8.00	0.50							16.00			
	Ambalappuzha	6.50	7.50	0.25				5.80			13.00			
Pathanamthitta	Cherthala		5.50	0.40										
	Kozhanchery	8.00	9.00	0.50				4.75	125.00		13.00		5.00	
	Adoor		8.00	0.50			55.00	4.00	130.00		12.00		4.00	
	Thiruvalla	7.75	8.00	0.40			55.00	5.00		2.00	11.00		6.00	
	Mallappally		10.00	0.50			61.00	6.00	30.00		12.00		8.00	
Kollam	Ranni		8.50	0.60			64.00	5.00			13.00		6.00	
	Kollam		8.00	0.40				6.00			13.00			
	Kottarakkara	6.50	8.00	0.75			55.00	4.50			14.00			
	Karunagappally		8.00	0.40				4.00			10.00			
	Kunnathur	7.00	9.00	0.75				4.50			11.00			
Trivandrum	Pathanapuram	6.50	8.00	0.30				4.00			12.00		5.00	
	Trivandrum		8.00	0.50				6.00			14.00	25.00	6.00	
	Chirayinkeezhu	6.25	11.00	0.30			70.00	5.00			16.00		10.00	
	Nedumangadu		9.00	0.25			51.00	4.50			12.00		47.00	
	Neyyattinkara		7.50	0.40				4.00			17.00		9.00	
AVERAGE		6.86	7.36	0.43	11.75	60.32	4.74	108.46	1.48	11.93	14.67	7.41	340.00	

November Contd..

District	Taluk	14	15	16	17	18	19	20	21	22	23	24	25	26
		Tamarind (Kg)	Turmeric (Kg)	Brinjal (Kg)	Cucumber (Kg)	Ladies finger (Kg)	Pumpkin(Kg)	Betal Leaves (10 nos)	Chana(Kg)	Straw (Kg)	Coconut palm leaves (10 full sheets)	Cotton(Kg)	Sesamun(Kg)	Rubber (Kg)
Kasaragod	Kasaragod			7.00	5.00	8.50	4.50	1.00	9.00	2.00				
	Hosdurg	45.00		6.50	6.50	8.50	4.00	1.00	7.00	3.50				49.00
	Thalassery	27.00	52.00	6.50	7.00	9.00	7.00		10.00					49.00
Kannur	Kannur									3.00	30.00			48.00
	Thaliparamba				5.00	9.00	5.00	0.90	8.00	2.00		70.00		48.00
	Sulthanbatheri		33.00						6.25	1.25				48.00
Wayanad	Mananthavadi		34.00						5.75	1.50				47.25
	Vaithiri								5.00	2.00				47.00
	Kozhikode							0.70	10.00	2.50				47.25
Kozhikode	Quilandy		42.00					0.70	8.00	3.00				48.00
	Vadakara							0.75		2.75	25.00			49.00
	Ponnani							0.80		3.00	30.00			
Malappuram	Ernadu				5.00			1.10	7.00	2.35	40.00			
	Perunthalmanna				5.00	8.00	4.00		6.50		45.00			47.00
	Thirur				5.00	7.00	5.00	1.25	8.00	2.00	30.00			

November Contd..

District	Taluk	14	15	16	17	18	19	20	21	22	23	24	25	26
Palakkad	Chittur			8.50	6.00	8.50	4.50		6.50	2.00	35.00			47.50
	Palakkad			12.00	5.50	7.00	4.00	0.80	7.00	2.50	35.00			48.00
	Mannarkadu			12.00	6.00	8.00	4.50	1.00	7.00	2.00	30.00			46.50
	Alathur				7.00	7.50	4.00		7.00	1.50	30.00			48.00
	Ottappalam				4.50	6.50	3.50	1.00	6.00	2.00	30.00			47.00
Thrissur	Thrissur	30.00				10.00	7.00	1.25	10.00	5.00	35.00			50.00
	Mukundapuram	20.00	32.00	4.50	4.00	7.50	4.50	2.50	8.00	4.00	43.00			48.00
	Thalappilli	25.00	30.00		7.00	10.00	5.00		8.00	4.50	40.00			45.00
	Chavakkadu	18.00								2.00	25.00			
	Kodungallur	23.00						2.00	9.00	1.00	28.00			
Ernakulam	Kanayanoor				4.50	7.00	5.00	1.20	8.00	3.00				48.00
	Kochi										30.00			
	Paravoor								7.00					
	Aluva		20.00		5.00	5.00			7.50	2.50				48.00
	Kunnathunadu				3.00	6.00	2.50	2.00	6.00	2.50				48.00
Idukki	Muvattupuzha				5.00		5.00		6.50	3.00				47.00
	Kothamangalam				4.50		4.50	2.50	7.50	2.50				50.00
	Thodupuzha		46.00	6.00	4.50	8.00	4.50		6.00	0.30				47.00
	Devikulam								5.50					43.50
	Peerumedu								4.00					45.25
Udumbanchola		40.00						5.00					50.00	

November Contd..

District	Taluk	14	15	16	17	18	19	20	21	22	23	24	25	26
Kottayam	Changanassery				5.50	7.50	4.50	2.00	7.00		40.00			47.00
	Kottayam				6.00	7.00	4.00	1.60	6.00					46.00
	Meenachil				6.00	8.00	7.00	4.00	7.00					47.00
	Vaikom				5.00		5.00	1.80	6.00	2.00	35.00			47.00
	Kanjirappally	28.00		50.00										48.50
Alappuzha	Karthikappally				6.00			2.50	10.00	1.50	40.00			
	Mavelikkara							4.50		2.50	47.50			56.00
	Chengannur				6.00		6.00	3.00	12.00	2.00	40.00			51.00
	Kuttanadu									0.75	40.00			
	Ambalappuzha									3.00	40.00			
	Cherthala							2.50			32.50			
Pathanamthitta	Kozhanchery	45.00	56.00		5.50		5.50	2.00	7.00	5.00				50.00
	Adoor		45.00	16.00	5.50	9.00	3.50	1.00	6.50	5.00	40.00			47.25
	Thiruvalla	32.00	45.00	16.50	7.00		6.00	2.00	7.00	9.00				47.00
	Mallappally			16.00	8.00	15.00	6.00	2.00	7.00	5.00				47.50
	Ranni	32.00	51.00		6.50			2.50	5.00					49.00
Kollam	Kollam	40.00			6.00			2.00	7.00					
	Kottarakkara	30.00			6.00			1.50	6.00					47.50
	Karunagappally							2.50						
	Kunnathur	36.00			4.00			2.50	7.00	3.75				49.00
	Pathanapuram							0.50	7.00					45.50
Trivandrum	Trivandrum	24.00		20.00	8.00	12.00	4.00	1.50	8.00	4.00	50.00			49.00
	Chirayinkeezhu	35.00		8.00	7.00	8.00		1.50	10.00		60.00			49.00
	Nedumangadu	33.00			8.00		8.50	2.00	9.50		38.00			47.00
	Neyyattinkara	30.00		16.00	6.00	14.00	6.00	2.50	8.00		35.00			47.00
AVERAGE		30.16	42.17	13.70	5.71	8.52	4.97	1.76	7.30	2.80	36.63	70.00		47.90

December

District	Taluk	December												
		01	02	03	04	05	06	07	08	09	10	11	12	13
Kasaragod		Paddy(Kg)	Coconut 1 No.	Areanut Ripe 1 No.	Groundnut (Kg)	Cashew Nut Ripe Kg	Pepper (Kg)	Tapioca (Kg)	Ginger Dry (Kg)	Sugercane (Kg)	Banana Ripe(Kg)	Mango Green (Kg)	Pincapple (each)	Lemon Grass oil(Kg)
	Kasaragod	6.25	6.50	0.60				5.00			10.00			
	Hosdurg	6.00	7.00	0.70			65.00	6.00			11.00	10.00		
Kannur	Thalassery		6.00	0.35			70.00	5.00	125.00		8.50	27.00		340.00
	Kannur		6.50	0.40			68.00	6.00			11.50			
	Thaliparamba	6.80	6.25	0.40			67.00	5.25			8.00			
Wayanad	Sulthanbatheri	5.20	6.75	0.20			70.00	4.00	100.00		4.25			
	Mananthavadi	5.40					67.75	4.00	112.00		4.40			
	Vaithiri	5.50	6.25	0.45			69.00	3.50	95.00		10.00			
Kozhikode	Kozhikode	7.50	6.00	0.35			64.50	4.25			8.00		5.50	
	Quilandy	7.50	6.25	0.30			63.00	4.50			8.50			
	Vadakara	8.00	6.50	0.40			59.00	4.50			9.00		6.50	
Malappuram	Ponnani	6.50	6.00	0.30							11.00			
	Eranadu	8.00	5.75	0.40			70.00	4.25			9.00			
	Perunthalmanna	7.50	6.00	0.30			66.00	4.00			8.00		5.00	
	Thirur	8.00	5.50	0.45				5.00			10.00			

December Contd..

District	Taluk	1	2	3	4	5	6	7	8	9	10	11	12	13
Palakkad	Chittur	5.90	7.00	0.45	12.00			3.50			9.00		5.00	
	Palakkad	6.30	6.70	0.40	5.20		52.00	5.00			8.00		8.00	
	Mannarkadu	6.00	6.50	0.35			67.00	5.00			8.00		7.00	
Thrissur	Alathur	6.30	7.00	0.30			65.00	4.00	105.00		9.00		8.00	
	Ottappalam	5.60	6.50	0.40			65.00	4.00	100.00		8.00		5.00	
	Thrissur	7.25	5.80	0.80			70.00	6.00			18.00		6.00	
Ernakulam	Mukundapuram	5.55	6.00	0.40			62.00	5.00			8.50	25.00	7.00	
	Thalappilli	5.60	6.50	0.60		35.00	68.00	6.00	80.00		10.00	24.00	8.00	
	Chavakkadu	7.70	4.50	0.30			60.00							
Idukki	Kodungallur	5.75	6.00	0.75			66.00	5.00			9.00			
	Kanayanoor	6.50	7.50	0.35			64.00	5.00			10.00		4.50	
	Kochi		7.00	0.50										
Idukki	Paravoor	6.00	7.00	0.35			65.00	4.50			9.00			
	Aluva	6.75	6.50	0.35			63.00	4.00			9.00		5.00	
	Kunnathunadu	6.00	7.50	0.40			65.00	4.00			9.00		4.50	
Idukki	Muvattupuzha	6.75	8.00	0.40			65.00	5.00			8.50		5.50	
	Kothamangalam	7.00	8.00	0.35			64.50	4.50			8.00		4.00	
	Thodupuzha	6.50	8.50	0.40			55.00	4.00	110.00		12.00		4.00	
Idukki	Devikulam	7.50	7.80	0.30			66.00	4.50	110.00	0.95	10.00			350.00
	Peccurmedu		7.60	0.35			65.00	4.50			8.00			
	Udumbanchola	7.50	8.00				68.00	5.00	120.00		8.50			340.00

December Contd..

District	Taluk	1	2	3	4	5	6	7	8	9	10	11	12	13
Kottayam	Changanassery	6.00	7.50	0.35			62.00	4.50	100.00		10.00		5.00	
	Kottayam	5.75	8.50	0.35			62.00	5.50			10.00		6.00	
	Meenachil	8.00	8.50	0.40			63.00	5.00			10.00		6.00	
	Vaikom	6.25	8.50	0.30			63.00	4.50	110.00		8.50		5.00	
Alappuzha	Kanjirappally		10.00				63.00	6.00	110.00		10.50		5.50	
	Karthikappally	7.00	8.00	0.55			60.00	5.00			12.00	10.00	10.00	
	Mavelikkara	7.50	7.50					4.00			13.00		9.00	
	Chengannur	7.50	8.50	0.35			65.00	5.00			10.00			
Pathanamthitta	Kuttanadu	7.00	8.25	0.50				5.50			12.00			
	Ambalappuzha	6.75	7.50	0.25				5.00			10.00			
	Cherthala		5.50	0.40										
	Kozhanchery	8.00	10.00	0.60			67.00	5.00	125.00		12.00	25.00		
Kollam	Adoor		8.50	0.50			61.00	4.00	110.00		10.00		4.00	
	Thiruvalla	8.00	8.50	0.50			63.00	6.00			11.00		6.00	
	Mallappally		10.00	0.50			63.00	6.00			10.00		7.00	
	Ranni	7.80	9.00	0.60			64.00	5.00			12.00		6.00	
Trivandrum	Kottarakkara	6.00	8.50	0.40				6.00			12.00			
	Karunagappally		8.00	0.25				4.00			14.00	20.00	3.50	
	Kunnathur	6.50	9.50	0.50			69.00	4.50	100.00		10.00			
	Pathanapuram	6.50	10.00	0.25				5.00			11.00		5.00	
AVERAGE	Chirayinkeezhu	6.50	11.00	0.50			72.00	6.00			13.00	25.00	10.00	
	Nedumangadu		8.50	0.50			62.00	3.50			12.00			
	Neyyattinkara		7.50	0.50				4.00			13.00		9.00	
	AVERAGE		7.44	0.42	8.60	35.00	64.65	4.78	107.00	0.95	10.00	20.75	6.28	343.33

December Contd..

District	Taluk	Tamarind (Kg)	Turmeric (Kg)	Brinjal (Kg)	Cucumber (Kg)	Ladies finger (Kg)	Pumpkin(Kg)	Betal Leaves (10 nos)	Chanai(Kg)	Straw (Kg)	Coconut palm leaves (10 full sheets)	Cotton(Kg)	Sesamun(Kg)	Rubber (Kg)
District	Centre	14	15	16	17	18	19	20	21	22	23	24	25	26
Kasaragod	Kasaragod			7.50	5.00	9.50	5.50	1.00	9.50	2.00				
	Hosdurg	42.00		7.00	6.00	8.50	3.50	1.30	6.50	3.50				53.00
Kannur	Thalassery	27.00	52.00	6.50	6.50	10.50	6.50		9.50					53.00
	Kannur									3.00	30.00			51.00
	Thaliparamba				8.00	12.50	6.00	1.00	8.00	2.00				51.00
Wayanad	Sulthanbatheri		35.00						4.00	1.50				51.00
	Mananthavadi		34.50						5.40	1.50				51.00
	Vaithiri								4.00	2.00				50.00
Kozhikode	Kozhikode		30.50			11.00		0.85	8.00	2.50				49.00
	Quilandy		40.00				3.00	1.00	7.50	3.00	35.00			50.00
	Vadakara				3.50		4.00	0.75		2.75	25.00			49.00
Malappuram	Ponnani							0.80		3.00	32.50			
	Ernadu			6.00	5.00		4.00	1.10	7.00	2.35	40.00			
	Perunthalmanna				4.00	8.00	3.00		6.50		45.00			49.00
	Thirur				5.00	7.00	5.00	1.35	8.00	2.00	30.00			

December Contd..

District	Taluk	14	15	16	17	18	19	20	21	22	23	24	25	26
Palakkad	Chittur			6.50	6.50	9.00	4.50		7.00	2.50	37.50			49.50
	Palakkad			8.50	4.50	5.50	3.50	1.00	6.50	3.00	35.00			50.00
	Mannarkadu	20.00		10.00	6.00	8.00	6.00	1.50	8.00	2.00	40.00			50.75
	Alathur	30.00			7.50	9.00	4.00		7.00	1.50	40.00			50.50
	Ottappalam	19.00			4.50	6.50	2.50	1.00	5.50	2.50	35.00			50.00
Thrissur	Thrissur	35.00		10.00	8.00	12.00	7.00	2.00	10.00	5.00	35.00			51.50
	Mukundapuram	20.00	32.00	4.50	6.50	8.50	5.00	3.50	8.00	4.00	43.00			50.00
	Thalappilli	25.00	42.00	10.00	8.00	13.00	6.00	0.90	10.00	5.00	40.00			48.00
	Chavakkadu	16.00								1.50	25.00			
	Kodungallur	23.00						2.75	8.00	1.00	28.00			
Eranakulam	Kanayanoor				4.50	7.00	5.00	1.20	6.50	3.00				51.00
	Kochi										30.00			
	Paravoor								7.00					
	Aluva				5.00	5.00			7.00	2.50				48.00
	Kunnathunadu				4.00	7.00	4.00	3.00	7.00	2.50				49.00
Idukki	Muvattupuzha				5.00		4.50		6.50	3.00				48.50
	Kothamangalam				5.50			2.50	8.00	2.50				51.50
	Thodupuzha		45.00	5.00	4.00	6.00	4.00		5.00	3.00				50.00
	Devikulam								5.00					46.00
	Peerumedu								4.25					48.00
	Udumbauchola		41.00				3.50		6.00	3.00				51.00

December Contd..

District	Taluk	14	15	16	17	18	19	20	21	22	23	24	25	26
Kottayam	Changanassery	35.00			5.50	7.50		3.50	7.00	3.00	40.00			52.00
	Kottayam				4.00			3.00	6.00					51.00
	Meenachil		50.00		6.00	8.00	7.00	4.00	7.00					52.00
	Vaikom		45.00		3.50		5.00	3.00	5.50		35.00			50.00
Alappuzha	Kanjirappally	28.00	48.00						5.50					51.00
	Karthikappally				12.00			3.00		1.50	40.00			
	Mavelikkara							4.50		2.50				56.00
	Chengannur				6.00		6.00	3.00	12.00	2.00	40.00			51.00
	Kuttanadu									0.75	40.00			
	Ambalappuzha									2.50	40.00			
Pathanamthitta	Cherthala							2.50			32.50			
	Kozhanchery	45.00	56.00		5.50	9.50	5.50	2.00	7.00	4.00				49.00
	Adoor		45.00	11.50	5.00	9.50	3.50	3.00	6.00	5.00	40.00			51.00
	Thiruvalla	32.00	48.00	12.00	7.00		6.00	2.00	9.00	4.00	45.00			49.00
	Mallappally			14.00	7.00	14.00	6.00	3.20	7.00	4.00				50.00
	Ranni	33.00	51.00		6.50			4.00	7.00	4.00				51.00
	Kollam	45.00			11.00	6.00	10.00	3.00	7.00					
	Kottarakkara	40.00		7.00	6.00	5.00	5.00	2.00	7.00	2.00	35.00			50.00
	Karunagappally							4.00						
	Kunnathur	45.50	49.00	7.50	4.50	6.50		4.00	6.50	6.50	3.75			47.00
Trivandrum	Pathanapuram							0.70	7.00					49.00
	Trivandrum	28.00		9.00	6.00	10.00	5.00	4.00	7.00		50.00			51.00
	Chirayinkeezhu	35.00		16.00	8.00	8.00		4.00	12.00	2.50	60.00			49.00
	Nedumangadu	40.00			8.00		9.00	4.50	9.50		45.00			52.00
	Neyyattinkara	30.00		16.00	6.00	14.00	8.00	5.50	10.00		35.00			50.50
	AVERAGE		31.52	43.76	9.18	6.00	8.72	5.18	2.46	7.22	2.73	37.61		50.25

District wise Monthly Average Retail Prices of Essential Commodities (50 Items)

Thiruvananthapuram

Sl. No.	Name of Commodity	Unit	JAN	FEB	MAR	APR	MAY	JUN	JUL	AUG	SEP	OCT	NOV	DEC	AVG
1	2	3	4	5	6	7	8	9	10	11	12	13	14	15	16
A.	CEREALS														
1 (i)	Rice (Red) Open Market														
a.	Matta	Kg.	14.13	14.00	14.00	14.10	14.50	14.50	14.50	14.60	14.60	14.60	14.55	14.40	14.37
b.	Nadan	Kg.													
c.	Chamba	Kg.	15.50	15.50	15.50	15.28	15.40	15.20	15.16	15.40	15.40	15.40	15.40	15.52	15.39
d.	Punja	Kg.													
e.	Culture	Kg.													
f.	Rose	Kg.													
g.	Massoon	Kg.													
(ii)	Rice (white) open market														
a.	Andhra Vella	Kg.	13.20	14.00	13.85	14.12	14.60	14.60	14.52	14.40	14.40	13.50	13.55	13.60	14.03
b.	Chamba Vella	Kg.													
c.	Mysore Vella	Kg.													
d.	Nepal Vella	Kg.													
e.	Palakkadan Jaya	Kg.													
B.	PULSES														
2	Green gram	Kg.	29.40	31.00	29.25	30.20	30.75	30.00	30.00	29.50	29.95	28.00	28.00	29.20	29.60
3	Greengram dhall	Kg.	29.80	29.00	29.00	27.80	27.00	27.00	27.00	27.00	28.00	28.00	28.00	28.00	27.97

Thiruvananthapuram (50 Items Contd...)

1	2	3	4	5	6	7	8	9	10	11	12	13	14	15	16
4.(1)	Black gram split w/o husk	Kg	23.40	25.00	25.00	25.00	26.00	26.25	26.60	27.00	27.75	28.40	29.00	29.00	26.53
(2)	Black gram split with husk	Kg	23.20	24.00	24.75	25.00	25.00	25.00	25.00	25.50	26.50	26.60	26.00	26.00	25.21
5	Redgram	Kg	24.00	22.00	22.00	20.40	20.00	20.00	18.80	17.15	17.15	15.28	15.75	17.40	19.16
6	Dhall(Tur)	Kg	36.30	37.50	36.75	36.50	32.50	36.40	36.40	36.90	39.50	39.50	39.50	39.50	37.27
7	Bengalgram Bold	Kg	27.40	28.00	28.00	25.90	25.00	26.00	27.00	27.00	27.00	29.00	29.00	29.00	27.36
8	Bengalgram small	Kg	29.80	29.00	30.50	31.00	32.00	33.50	34.00	34.00	34.00	34.00	34.00	34.00	32.48
9	Peas Dhall	Kg	20.20	20.00	19.75	19.20	20.00	20.00	20.00	21.00	21.00	21.00	21.00	21.00	20.35
C.	OTHER FOOD ITEMS														
10	Sugar(O.M)	Kg	14.74	16.38	16.00	16.87	17.50	17.50	17.30	17.65	17.85	17.72	17.60	18.62	17.14
11	Palmgur	Kg	27.00	25.25	26.00	26.00	26.00	28.00	28.00	25.00	25.00	27.00	30.00	30.00	26.94
12	Canegur	Kg	16.16	16.80	16.80	18.16	21.00	24.25	23.00	23.75	24.00	24.00	27.15	27.52	21.88
13	Milk (Cow's)	Ltr.	14.00	14.00	14.00	14.00	14.00	14.00	14.00	14.00	14.00	14.00	14.00	14.00	14.00
14.(1)	Egg Hen's (Nadan)	Dozen													
(2)	Egg Hen's (White lagon)	Dozen	19.44	15.45	14.40	15.00	17.70	17.40	17.85	18.00	18.00	18.24	19.20	19.20	17.49
D.	OIL AND OIL SEEDS														
15	Coconut oil	Kg	69.00	71.60	70.00	68.40	69.00	74.00	74.00	77.50	76.00	74.00	75.50	79.60	73.22
16	Groundnut oil	Kg	60.00	60.00	60.00	60.00	60.00	60.00	60.00	58.50	60.50	61.60	60.00	60.00	60.05
17	Refined oil (Postman)	Kg	97.00	97.00	97.00	97.00	97.00	89.50	82.00	82.00	82.00	82.00	82.00	82.00	88.88
18	Gingelly oil	Kg	72.80	72.80	76.00	76.00	75.50	72.00	68.80	66.50	68.50	73.80	74.00	76.00	72.73
19	Mustard oil	Kg	84.00	84.00	84.00	84.00	84.00	82.00	80.00	80.00	82.13	81.50	81.50	81.50	82.39
20	Vanaspathi (Dalda)	Kg	51.00	51.00	51.25	52.00	52.00	52.00	52.00	52.00	54.00	54.40	55.00	55.00	52.64
21	Coconut without husk	100 nos	625.00	625.00	587.50	590.00	600.00	662.50	675.00	718.75	650.00	630.00	725.00	750.00	653.23

Thiruvananthapuram (50 Items Contd...)

1	2	3	4	5	6	7	8	9	10	11	12	13	14	15	16
E.	SPICES AND CONDIMENTS														
22	Corriander	Kg.	35.20	34.00	32.00	31.20	30.63	31.68	32.60	32.70	32.00	26.40	26.00	26.00	30.87
23	Chillies dry	Kg.	61.20	58.75	57.00	47.80	43.25	38.50	39.00	40.25	42.00	42.40	43.00	43.00	46.35
24	Onion small	Kg.	10.64	11.20	12.55	15.12	17.35	19.95	14.14	12.80	13.45	16.32	19.35	13.40	14.69
25	Tamarind without seeds loose	Kg.	24.00	24.00	24.00	24.00	24.00	24.00	32.80	35.00	35.00	35.00	37.25	44.00	30.25
26	Cuminseed	Kg.	125.00	125.00	125.00	125.00	125.00	125.00	125.00	125.00	125.00	125.00	122.50	120.00	124.38
27	Mustard	Kg.	35.00	37.25	38.00	38.00	38.00	38.00	38.00	38.00	38.00	38.00	38.00	38.00	37.69
28	Methy	Kg.	28.00	28.00	28.00	28.00	28.00	28.00	28.00	28.00	28.00	28.00	28.00	28.00	28.00
29	Turmeric	Kg.	60.00	60.00	60.00	60.00	60.00	60.00	60.00	60.00	60.00	60.00	60.00	60.00	60.00
30	Garlic	Kg.	40.00	40.00	40.00	40.00	30.00	29.50	28.00	28.00	32.00	32.00	32.00	32.00	33.63
F.	TUBERS														
31	Chennai	Kg.	13.00	13.00	12.75	14.20	16.00	14.75	12.50	11.00	11.00	10.40	12.00	10.00	12.55
32	Tapioca Raw	Kg.	5.00	5.00	5.00	5.00	5.00	5.00	5.00	5.00	5.00	5.00	5.00	5.00	5.00
33	Potato	Kg.	9.84	8.25	7.80	9.56	12.00	14.50	13.75	14.30	12.60	13.72	13.00	11.08	11.70
34	Colocassia	Kg.	14.40	13.00	11.50	10.40	17.00	14.25	12.50	12.40	10.00	10.00	11.50	10.00	12.25
35	Beetroot	Kg.	10.00	8.50	8.00	9.20	10.50	10.00	10.50	9.00	8.00	8.80	9.50	14.00	9.67
36	Carrot	Kg.	10.40	10.00	12.00	14.80	20.00	24.50	19.50	13.50	11.50	14.00	17.00	18.00	15.43
G.	FRUITS AND VEGETABLES														
37	Onion big	Kg.	14.62	12.45	9.60	8.48	8.40	8.85	8.80	9.50	9.85	10.00	10.30	9.78	10.05
38	Bringal	Kg.	10.80	8.50	9.00	7.60	9.00	8.50	9.50	10.00	10.00	12.40	19.00	12.40	10.56
39	Pumpkin	Kg.	7.00	7.00	6.50	7.20	8.00	7.75	7.25	7.00	6.50	7.40	8.00	6.00	7.13
40	Cucumber	Kg.	7.60	7.00	7.50	8.80	8.00	7.75	7.75	7.00	6.50	6.80	10.50	7.00	7.68
41	Ladies Finger	Kg.	10.40	8.50	11.00	14.00	14.00	9.50	8.50	10.00	9.00	11.60	12.00	10.80	10.78

Thiruvananthapuram (50 Items Contd...)

1	2	3	4	5	6	7	8	9	10	11	12	13	14	15	16
42.(1)	Beans English	Kg.	12.80	11.00	16.00	29.80	26.50	11.00	14.50	17.50	17.00	16.80	16.00	14.00	16.91
(2)	Beans Nadan country peas	Kg.	12.40	9.50	9.50	9.60	10.50	8.00	9.00	11.00	10.00	11.20	11.00	9.20	10.08
43	Cabbage	Kg	6.80	6.50	7.00	6.80	8.00	7.50	8.00	10.00	9.50	9.20	10.50	8.00	8.15
44	Bittergourd	Kg.	13.60	16.00	15.00	17.20	25.00	18.50	15.50	16.50	14.00	13.60	14.50	15.60	16.25
45	Ash gourd	Kg.	8.20	10.00	8.00	8.00	8.00	8.00	8.00	8.50	7.00	7.20	8.00	7.00	7.99
46	Snake gourd	Kg.	11.20	11.00	11.50	15.20	16.00	13.00	11.50	11.00	9.00	12.40	20.00	13.60	12.95
47	Tomatto	Kg.	10.40	6.75	6.50	7.20	13.00	16.50	11.50	16.00	10.50	12.00	12.00	11.20	11.13
48	Chillics green	Kg.	13.60	11.00	11.00	16.80	17.00	14.50	17.00	19.00	13.00	12.40	19.00	14.00	14.86
49	Banana green	Kg.	17.40	16.50	15.00	12.80	16.00	21.50	21.00	20.50	20.50	16.20	15.50	14.20	17.26
50	Plantain green	Kg.	11.60	10.50	11.00	10.00	11.50	14.50	13.50	12.00	10.50	10.00	10.50	10.00	11.30

District wise Monthly Average Retail Prices of Essential Commodities (50 Items)

Kollam

Sl. No.	Name of Commodity	Unit	JAN	FEB	MAR	APR	MAY	JUN	JUL	AUG	SEP	OCT	NOV	DEC	AVG
1	2	3	4	5	6	7	8	9	10	11	12	13	14	15	16
A.	CEREALS														
1.(1)	Rice (Red) Open Market														
a.	Matta	Kg.	15.00	15.00	14.69	14.40	14.00	14.00	14.60	15.00	15.00	15.00	15.00	15.00	14.72
b.	Nadan	Kg.	15.25	15.25	15.00	15.00	15.00	15.00	15.00	15.00	15.00	15.00	15.00	15.00	15.04
c.	Chamba	Kg.	15.00	15.00	14.69	14.40	14.00	14.00	14.60	15.00	15.00	15.00	14.50	14.50	14.64
d.	Punja	Kg.													
e.	Culture	Kg.													
f.	Rose	Kg.	14.50	14.50	14.19	13.90	13.50	13.50	13.30	13.25	13.25	13.15	13.50	13.50	13.67
g.	Massoori	Kg.													
(ii)	Rice (white) open market														
a.	Andhra Vella	Kg.	16.00	15.54	14.69	14.20	13.13	13.50	13.20	13.25	13.25	12.50	12.75	13.90	13.83
b.	Chamba Vella	Kg.	15.68	15.20	14.44	14.00	13.25	14.00	13.45	13.50	13.50	12.75	13.00	13.85	13.88
c.	Mysore Vella	Kg.													
d.	Nepal Vella	Kg.													
e.	Palakkadan Jaya	Kg.	14.50	14.50	14.19	13.80	13.13	13.50	13.00	13.00	13.00	12.50	12.75	13.45	13.44
B.	PULSESES														
2	Green gram	Kg.	28.40	28.50	28.00	28.00	28.00	28.00	28.00	28.50	28.00	28.00	29.00	30.00	28.37
3	Greengram dhall	Kg.	30.00	30.00	30.00	30.00	30.00	30.00	30.00	29.50	28.00	28.00	28.00	28.00	29.29

Kollam (50 Items Contd..)

1	2	3	4	5	6	7	8	9	10	11	12	13	14	15	16
4.(1)	Black gram split w/o husk	Kg	30.00	30.00	30.00	30.00	31.50	32.00	32.00	32.00	32.00	32.00	32.50	33.00	31.42
(2)	Black gram split with husk	Kg	25.00	25.00	25.00	25.00	25.00	25.00	25.00	25.00	25.00	25.00	25.00	25.00	25.00
5	Redgram	Kg.	22.00	22.00	22.00	22.00	22.00	22.00	22.00	20.50	17.65	17.32	18.50	20.00	20.66
6	Dhall(Tur)	Kg	34.00	34.00	34.00	34.00	35.25	37.00	37.00	37.75	38.00	39.00	39.00	38.20	36.43
7	Bengalgram Bold	Kg	28.40	27.50	27.50	25.00	25.00	25.00	25.00	25.00	26.50	28.00	28.00	28.00	26.58
8	Bengalgram small	Kg	26.60	26.50	27.00	27.00	27.00	27.00	27.00	27.00	27.00	27.00	27.00	27.00	26.93
9	Peas Dhall	Kg.	20.80	20.50	20.00	19.80	19.00	19.00	19.80	20.00	20.00	20.00	20.00	20.00	19.91
C.	OTHER FOOD ITEMS														
10	Sugar(O.M)	Kg.	14.50	15.94	16.00	16.70	17.25	17.00	16.95	17.19	17.38	17.00	17.13	18.50	16.79
11	Palmgur	Kg.	23.60	23.50	23.00	23.00	23.75	25.00	25.00	24.50	25.00	25.00	26.50	27.40	24.60
12	Canegur	Kg.	16.80	16.75	17.00	17.60	18.50	24.25	23.40	23.50	24.00	24.00	26.00	27.60	21.62
13	Milk (Cow's)	Ltr.	14.00	14.00	14.00	14.00	14.00	14.00	14.00	14.00	14.00	14.00	14.00	14.00	14.00
14.(1)	Egg Hen's (Nadan)	Dozen	24.00	24.00	24.00	24.00	24.00	27.00	30.00	30.00	30.00	30.00	30.00	29.04	27.17
(2)	Egg Hen's (White lagon)	Dozen	19.80	17.25	15.25	15.36	17.85	17.71	17.89	18.60	17.75	18.60	20.20	19.20	17.96
D.	OIL AND OIL SEEDS														
15	Coconut oil	Kg	69.40	67.75	67.75	66.80	69.00	75.50	75.00	76.00	75.00	74.00	75.50	78.80	72.54
16	Groundnut oil	Kg	76.00	76.00	76.00	76.00	76.00	76.00	76.00	74.75	71.00	71.00	71.00	71.00	74.23
17	Refined oil (Postman)	Kg.	82.00	84.50	87.00	87.00	87.00	87.00	87.00	87.00	87.00	87.00	87.00	87.00	86.38
18	Gingelly oil	Kg.	86.00	92.00	98.00	98.00	98.00	98.00	98.00	93.00	86.00	86.00	85.00	78.00	91.33
19	Mustard oil	Kg	84.00	84.00	84.00	84.00	84.00	84.00	84.00	84.00	84.00	84.00	84.00	84.00	84.00
20	Vanaspathi (Dalda)	Kg.	51.00	51.00	51.50	53.80	54.25	54.00	54.00	54.50	56.00	56.00	54.50	52.20	53.56
21	Coconut without husk	100 nos	692.00	670.00	705.00	710.00	640.00	665.00	700.00	755.00	742.50	788.00	797.50	750.00	717.91

Kollam (50 Items Contd..)

1	2	3	4	5	6	7	8	9	10	11	12	13	14	15	16
E.	SPICES AND CONDIMENTS														
22	Corriander	Kg.	35.00	34.75	31.25	29.00	29.50	30.00	30.00	30.00	30.00	28.40	28.00	28.00	30.33
23	Chillies dry	Kg.	53.40	45.50	38.25	34.80	33.00	38.00	39.40	37.25	38.00	38.60	39.00	38.60	39.48
24	Onion small	Kg.	8.30	9.00	9.75	12.80	15.00	16.75	11.40	10.00	11.00	14.80	17.00	11.00	12.23
25	Tamarind without seeds loose	Kg.	24.80	24.00	23.25	23.00	23.75	24.00	32.80	37.25	46.25	49.20	46.00	42.60	33.08
26	Cuminseed	Kg.	108.00	100.00	100.00	100.00	100.00	100.00	110.00	113.75	111.25	110.00	110.00	110.00	106.08
27	Mustard	Kg.	35.00	35.00	35.00	35.00	35.00	35.00	35.00	37.50	36.25	35.00	35.00	33.00	35.15
28	Methy	Kg.	30.00	30.00	30.00	30.00	30.00	30.00	30.00	32.50	31.25	30.00	30.00	28.80	30.21
29	Turneric	Kg.	49.20	50.00	47.50	47.00	47.75	48.00	50.00	50.00	46.25	45.00	45.00	45.00	47.56
30	Garlic	Kg.	40.00	41.25	40.00	40.00	40.00	36.25	38.00	35.00	32.75	34.40	35.00	35.00	37.30
F.	TUBERS														
31	Chenar	Kg.	11.80	11.00	12.25	15.20	15.75	15.00	12.80	10.00	10.00	10.00	10.50	9.60	11.99
32	Tapioca Raw	Kg.	6.00	6.00	6.00	6.00	6.00	6.00	6.00	6.00	6.00	6.00	7.00	6.40	6.12
33	Potato	Kg.	10.00	9.25	9.25	11.40	12.00	12.00	12.00	12.00	11.00	12.00	12.00	11.20	11.18
34	Colocassia	Kg.	15.20	15.50	16.00	20.40	21.50	19.00	13.60	19.75	21.50	18.80	19.00	17.60	18.15
35	Beetroot	Kg.	10.00	10.50	10.25	10.00	13.00	12.00	11.60	10.50	10.00	9.20	14.00	14.80	11.32
36	Carrot	Kg.	12.40	11.50	10.50	13.60	17.50	21.00	19.60	15.00	12.50	14.40	16.50	17.20	15.14
G.	FRUITS AND VEGETABLES														
37	Onion big	Kg.	11.20	11.75	8.50	7.60	8.25	8.00	7.80	8.50	8.00	8.60	9.00	9.20	8.87
38	Bringal	Kg.	12.40	11.00	11.25	10.40	11.50	10.50	10.00	12.50	11.00	12.40	20.00	14.40	12.28
39	Pumpkin	Kg.	6.40	6.00	5.50	5.60	6.00	6.00	5.20	5.25	5.25	5.60	6.00	6.00	5.73
40	Cucumber	Kg.	8.60	7.75	5.50	6.20	5.50	6.00	6.00	5.25	5.75	7.20	8.50	7.00	6.60
41	Ladies Finger	Kg.	9.00	9.50	10.75	13.60	14.00	11.00	10.00	10.00	9.00	11.20	13.00	10.80	10.99

Kollam (50 Items Contd..)

1	2	3	4	5	6	7	8	9	10	11	12	13	14	15	16
42.(1)	Beans English	Kg.	14.80	14.50	18.75	25.60	27.00	15.50	18.40	20.50	18.50	18.00	22.50	20.40	19.54
(2)	Beans Nadan country peas	Kg.	8.80	9.00	10.00	10.00	10.00	10.00	10.00	11.25	17.50	23.20	23.50	23.60	13.90
43	Cabbage	Kg.	10.00	10.00	9.00	10.00	10.00	11.50	9.60	9.00	11.00	10.00	10.00	10.40	10.04
44	Bittergourd	Kg.	15.60	15.00	15.75	17.60	19.00	21.50	16.20	18.00	14.50	18.80	16.50	15.40	16.99
45	Ash gourd	Kg.	5.60	6.00	6.50	6.00	7.50	6.50	5.20	5.25	5.25	5.20	5.00	5.20	5.77
46	Snake gourd	Kg.	10.40	9.50	7.75	9.00	11.50	10.50	9.20	10.00	8.00	10.40	13.50	13.20	10.25
47	Tomatto	Kg.	12.40	8.50	7.00	7.80	14.00	17.50	13.20	15.00	10.00	12.40	12.50	12.40	11.89
48	Chillies green	Kg.	13.60	13.25	12.50	15.60	14.00	13.50	15.60	14.75	12.00	12.00	15.00	14.20	13.83
49	Banana green	Kg.	15.60	14.50	12.75	14.00	16.50	18.00	18.20	17.75	16.50	15.00	14.25	12.20	15.44
50	Plantain green	Kg.	11.00	11.38	10.25	11.60	11.75	12.00	11.20	8.50	9.75	8.60	8.25	9.00	10.27

District wise Monthly Average Retail Prices of Essential Commodities (50 Items)

Pathanamthitta

Sl. No.	Name of Commodity	Unit	JAN	FEB	MAR	APR	MAY	JUN	JUL	AUG	SEP	OCT	NOV	DEC	AVG
1	2	3	4	5	6	7	8	9	10	11	12	13	14	15	16
A.	CEREALS														
1.(1)	Rice (Red) Open Market														
a.	Matta	Kg.	12.50	12.69	12.75	12.75	12.75	12.75	12.75	12.75	12.75	12.55	12.50	12.75	12.69
b.	Nadan	Kg.	13.00	12.94	13.00	13.00	13.00	13.00	13.35	13.38	13.38	13.00	13.25	13.50	13.15
c.	Chamba	Kg.													
d.	Punja	Kg.													
e.	Culture	Kg.													
f.	Rose	Kg.	15.00	15.00	15.00	15.00	15.00	15.00	14.70	14.38	14.00	13.50	13.50	13.50	14.46
g.	Massoori	Kg.													
(ii)	Rice (white) open market														
a.	Andhra Vella	Kg.													
b.	Chamba Vella	Kg.													
c.	Mysore Vella	Kg.													
d.	Nepal Vella	Kg.													
e.	Palakkadan Jaya	Kg.	15.40	14.50	14.50	14.20	14.00	14.00	14.00	14.00	14.00	14.00	14.00	14.00	14.22
B.	PULSES														
2	Green gram	Kg.	30.00	29.00	29.50	29.80	28.00	27.50	27.40	29.00	29.00	28.20	29.00	29.00	28.78
3	Greengram dhall	Kg.	38.00	38.00	38.00	38.00	38.00	38.00	37.20	38.00	37.50	36.00	36.00	36.00	37.39

Pathanamthitta (50 Items Contd..)

1	2	3	4	5	6	7	8	9	10	11	12	13	14	15	16
4.(1)	Black gram split w/o husk	Kg	26.00	26.25	26.00	26.00	26.50	27.25	27.40	28.88	27.25	27.80	28.00	28.20	27.13
(2)	Black gram split with husk	Kg.													
5	Redgram	Kg.	22.40	22.25	21.75	20.00	20.00	20.25	19.20	19.00	17.50	18.40	19.00	19.00	19.90
6	Dhall(Tur)	Kg.													
7	Bengalgram Bold	Kg.													
8	Bengalgram small	Kg.	27.00	26.50	26.00	25.20	26.00	26.00	25.40	26.00	26.75	27.40	28.00	28.20	26.54
9	Peas Dhall	Kg.	22.60	23.00	23.00	23.00	23.00	22.25	22.00	23.50	25.00	26.00	26.00	26.00	23.78
C.	OTHER FOOD ITEMS														
10	Sugar(O.M)	Kg.	14.00	15.56	15.50	16.50	16.75	16.84	16.66	17.13	17.28	16.95	17.00	17.80	16.50
11	Palmgur	Kg.	33.00	33.50	35.00	35.00	35.00	35.00	35.00	35.00	35.00	34.40	34.00	34.00	34.49
12	Canegur	Kg.	15.60	16.00	16.00	16.40	19.00	23.75	23.00	23.25	24.00	24.00	26.75	27.20	21.25
13	Milk (Cow's)	Ltr.	14.00	14.00	14.00	14.00	14.00	14.00	14.00	14.00	14.00	14.00	14.00	14.00	14.00
14.(1)	Egg Hen's (Nadan)	Dozen	24.00	24.00	25.50	25.20	30.60	30.00	30.00	31.50	32.00	28.20	27.00	27.00	27.92
(2)	Egg Hen's (White lagon)	Dozen	19.20	18.00	16.20	16.80	18.90	18.60	18.00	19.05	18.45	18.48	20.40	20.40	18.54
D.	OIL AND OIL SEEDS														
15	Coconut oil	Kg	67.80	65.50	67.00	66.60	67.50	73.75	73.50	77.25	73.50	73.60	75.75	79.40	71.76
16	Groundnut oil	Kg.	69.00	69.75	70.00	70.00	70.00	70.00	70.00	79.50	82.00	82.00	82.00	82.00	74.69
17	Refined oil (Postman)	Kg.	97.00	97.00	89.50	86.20	85.00	83.50	82.00	82.00	82.00	82.00	82.00	82.00	85.85
18	Gingelly oil	Kg.	70.00	70.50	72.00	72.00	75.00	76.50	73.60	73.00	71.75	73.20	72.75	79.80	73.34
19	Mustard oil	Kg.	72.00	72.00	72.00	72.00	72.00	75.00	80.60	82.00	82.00	82.00	82.00	82.00	77.13
20	Vanaspathi (Dalda)	Kg.	54.00	54.00	54.00	54.00	54.00	54.00	53.80	55.75	57.00	56.60	57.00	57.00	55.10
21	Coconut without husk	100 nos	800.00	800.00	775.00	730.00	712.50	812.50	800.00	800.00	800.00	815.00	850.00	900.00	799.58

Pathanamthitta (50 Items Contd..)

1	2	3	4	5	6	7	8	9	10	11	12	13	14	15	16
E.	SPICES AND CONDIMENTS														
22	Corriander	Kg.	35.20	32.75	33.00	32.80	30.00	29.50	29.80	28.50	28.75	29.00	28.50	29.00	30.57
23	Chillies dry	Kg.	59.20	58.50	46.25	44.00	41.00	40.25	42.00	42.75	42.50	43.60	44.50	45.00	45.80
24	Onion small	Kg.	9.80	9.25	9.25	12.10	14.50	17.75	12.40	11.25	11.00	13.60	16.50	12.60	12.50
25	Tamarind without seeds loose	Kg.	38.00	38.00	38.00	38.00	38.00	38.00	33.20	32.00	32.00	33.60	37.00	37.00	36.07
26	Cuminseed	Kg.	105.00	103.75	100.00	100.00	100.00	105.00	107.00	108.75	110.00	110.00	110.00	110.00	105.79
27	Mustard	Kg.	38.20	35.50	37.00	37.00	37.00	31.00	34.20	33.75	35.00	35.00	35.50	35.80	35.41
28	Methy	Kg.	28.80	28.50	30.00	30.00	30.00	28.50	28.00	28.50	29.50	30.00	30.00	30.00	29.32
29	Turmeric	Kg.	44.00	44.25	43.50	53.40	54.00	54.00	54.00	55.50	66.25	70.00	70.00	70.00	56.58
30	Garlic	Kg.	31.20	32.25	36.25	32.60	30.00	28.75	30.00	30.00	31.00	32.40	35.00	36.00	32.12
F.	TUBERS														
31	Chenai	Kg.	14.00	14.00	14.00	15.20	18.00	17.50	12.40	9.50	9.75	8.60	8.75	10.00	12.64
32	Tapioca Raw	Kg.	6.00	6.00	6.00	6.00	6.00	6.00	6.00	6.00	6.00	6.00	6.00	6.00	6.00
33	Potato	Kg.	10.00	10.00	10.00	10.80	12.00	12.00	12.00	13.00	10.50	12.20	14.00	11.00	11.46
34	Colocassia	Kg.	16.00	16.00	16.00	16.00	16.00	20.75	28.00	16.50	12.00	12.00	12.00	12.00	16.10
35	Beetroot	Kg.	15.20	13.50	12.00	12.00	12.00	13.00	13.40	13.50	12.00	12.00	12.25	12.80	12.80
36	Carrot	Kg.	12.00	12.00	12.00	15.20	19.50	22.50	19.60	16.00	12.50	14.80	16.50	18.80	15.95
G.	FRUITS AND VEGETABLES														
37	Onion big	Kg.	13.80	13.00	9.50	9.00	9.00	9.00	9.00	10.00	9.25	9.00	10.00	8.80	9.95
38	Bringal	Kg.	14.00	13.00	14.00	12.00	12.00	12.00	11.60	14.00	12.00	13.20	16.00	17.60	13.45
39	Pumpkin	Kg.	8.00	9.00	8.00	8.00	8.00	7.50	7.40	6.50	6.50	8.00	8.00	8.00	7.74
40	Cucumber	Kg.	12.00	7.75	7.00	8.60	8.00	8.00	7.60	8.50	8.50	10.00	10.00	10.00	8.83
41	Ladies Finger	Kg.	11.60	12.00	13.50	15.60	15.00	13.00	10.00	11.50	11.00	12.80	13.50	12.20	12.64

Pathanamthitta (50 Items Contd..)

1	2	3	4	5	6	7	8	9	10	11	12	13	14	15	16
42.(1)	Beans English	Kg.	14.80	16.00	21.00	25.60	26.50	18.00	19.20	22.50	18.50	20.40	21.50	20.80	20.40
(2)	Beans Nadan country peas	Kg.	23.20	24.00	21.33	20.00	25.50	25.50	25.20	27.00	21.50	25.60	26.00	23.20	24.00
43	Cabbage	Kg.	10.00	10.00	10.00	10.00	10.00	13.00	10.40	11.00	12.00	12.00	12.00	10.40	10.90
44	Bittergourd	Kg.	15.60	16.00	13.50	18.80	21.50	23.50	17.60	19.00	14.50	16.80	16.00	15.20	17.33
45	Ash gourd	Kg.	8.40	9.50	8.00	8.00	8.00	7.75	7.00	6.00	6.00	7.60	8.00	8.00	7.69
46	Snake gourd	Kg.	13.20	12.00	10.00	11.60	12.00	12.50	12.00	11.50	10.50	14.40	15.00	15.60	12.53
47	Tomatto	Kg.	13.20	10.00	10.00	10.00	16.00	21.00	14.40	19.00	13.00	11.60	14.00	13.60	13.82
48	Chillies green	Kg.	14.00	14.00	14.00	19.80	17.75	16.50	18.00	18.00	16.00	14.00	17.00	18.80	16.49
49	Banana green	Kg.	16.20	16.25	16.00	14.80	15.25	18.50	17.00	20.00	17.75	16.20	15.50	12.00	16.29
50	Plantain green	Kg.	8.00	8.00	8.00	8.00	8.00	8.00	8.00	9.50	10.00	10.00	10.00	10.00	8.79

District wise Monthly Average Retail Prices of Essential Commodities (50 Items)

Alappuzha

Sl. No.	Name of Commodity	Unit	JAN	FEB	MAR	APR	MAY	JUN	JUL	AUG	SEP	OCT	NOV	DEC	AVG
1	2	3	4	5	6	7	8	9	10	11	12	13	14	15	16
A.	CEREALS														
I.(1)	Rice (Red) Open Market														
a.	Matta	Kg.	15.00	15.00	15.00	14.50	14.50	14.50	14.50	14.88	15.00		14.00	14.00	14.63
b.	Nadan	Kg.													
c.	Chamba	Kg.													
d.	Punja	Kg.													
e.	Culture	Kg.													
f.	Rose	Kg.	13.50	13.50	13.50	13.20	13.00	13.13	13.50	13.50	13.50	13.60	13.50	13.50	13.41
g.	Massoori	Kg.													
(ii)	Rice (white) open market														
a.	Andhra Vella	Kg.	12.40	13.00	12.63	12.70	13.00	13.06	13.25	13.06	12.63	12.50	13.00	13.00	12.85
b.	Chamba Vella	Kg.													
c.	Mysore Vella	Kg.													
d.	Nepal Vella	Kg.													
e.	Palakkadan Jaya	Kg.	14.00	13.75	13.13	12.50	12.63	13.38	12.70	12.63	12.50	12.10	12.50	13.20	12.92
B.	PULSES														
2	Green gram	Kg.	23.60	24.25	26.00	26.00	25.50	25.75	27.00	26.75	26.00	26.40	26.67	27.00	25.91
3	Greengram dhall	Kg.	28.00	28.00	28.00	28.00	28.00	28.00	28.00	28.00	28.00	28.40	29.00	29.00	28.20

Alappuzha(50 Items Contd..)

1	2	3	4	5	6	7	8	9	10	11	12	13	14	15	16
4.(1)	Black gram split w/o husk	Kg	24.60	25.50	25.00	25.00	26.00	26.75	26.00	25.50	26.50	26.00	26.00	27.20	25.84
(2)	Black gram split with husk	Kg	22.00	22.00	22.00	22.00	23.00	24.00	24.00	23.50	24.00	24.00	24.00	25.20	23.31
5	Redgram	Kg.	20.20	20.00	20.00	20.00	20.50	21.50	22.00	22.00	18.50	16.80	16.00	17.20	19.56
6	Dhall(Tur)	Kg	33.60	33.75	34.00	34.80	36.00	34.50	33.00	33.00	36.50	37.20	37.33	35.60	34.94
7	Bengalgram Bold	Kg	25.80	25.75	26.00	25.60	24.00	24.00	22.80	22.25	24.00	23.40	24.00	26.00	24.47
8	Bengalgram small	Kg													
9	Peas Dhall	Kg.	21.10	20.00	20.00	20.00	20.00	20.00	20.00	22.25	23.00	22.80	22.00	22.80	21.16
C	OTHER FOOD ITEMS														
10	Sugar(O.M)	Kg.	14.00	15.50	15.38	16.04	16.80	16.50	16.40	17.00	17.00	16.80	17.17	18.20	16.40
11	Palmgur	Kg.	23.00	24.00	25.00	25.00	25.00	25.00	25.00	25.00	24.75	24.00	25.33	27.20	24.86
12	Canegur	Kg.	13.80	13.75	14.00	14.70	17.00	20.00	20.80	21.00	22.25	21.60	22.00	21.00	18.49
13	Milk (Cow's)	Ltr.	14.00	14.00	14.00	14.00	14.00	14.00	14.00	14.00	14.00	14.00	14.00	14.00	14.00
14.(1)	Egg Hen's (Nadan)	Dozen	25.68	21.30	19.80	19.20	20.40	21.90	23.04	24.00	23.10	23.52	25.20	24.96	22.68
(2)	Egg Hen's (White lagon)	Dozen	19.56	15.90	14.40	15.12	17.70	17.55	18.12	18.45	17.85	18.60	19.80	19.44	17.71
D.	OIL AND OIL SEEDS														
15	Coconut oil	Kg	67.60	67.00	67.00	64.40	66.25	72.75	72.20	74.75	71.75	72.40	76.17	77.30	70.80
16	Groundnut oil	Kg	65.00	65.00	65.00	65.00	65.00	65.00	65.00	65.00	65.00	65.00	65.00	65.00	65.00
17	Refined oil (Postman)	Kg.	95.00	95.00	95.00	95.00	95.00	95.00	89.20	82.00	85.00	86.00	86.00	86.00	90.35
18	Gingelly oil	Kg.	60.00	58.50	62.00	62.00	61.00	60.00	60.00	60.00	58.50	60.00	60.00	60.40	60.20
19	Mustard oil	Kg													
20	Vanaspathi (Dalda)	Kg.	57.00	57.00	57.00	57.00	57.00	57.00	55.80	55.00	55.00	55.00	55.00	55.00	56.07
21	Coconut without husk	100 nos	620.00	600.00	600.00	592.00	590.00	637.50	650.00	717.50	697.50	730.00	800.00	800.00	669.54

Alappuzha(50 Items Contd..)

1	2	3	4	5	6	7	8	9	10	11	12	13	14	15	16
E.	SPICES AND CONDIMENTS														
22	Corriander	Kg.	34.60	33.25	32.50	30.80	30.00	29.00	28.40	28.50	28.00	27.80	28.00	27.00	29.82
23	Chillies dry	Kg.	53.40	50.00	44.75	38.80	35.75	36.25	37.40	37.25	37.50	37.60	38.00	38.00	40.39
24	Onion small	Kg.	8.80	9.00	9.75	11.40	12.75	17.75	12.80	11.50	11.00	13.20	16.00	10.80	12.06
25	Tamarind without seeds loose	Kg.	30.00	30.00	30.00	30.00	30.00	30.00	30.00	30.00	30.00	31.00	35.00	40.00	31.33
26	Cuminseed	Kg.	96.00	100.00	95.00	90.00	95.00	92.50	85.00	85.00	96.25	100.00	100.00	100.00	94.56
27	Mustard	Kg.	29.20	30.00	29.00	27.60	27.00	27.50	26.00	26.00	28.00	26.40	28.00	28.00	27.73
28	Methy	Kg.	24.60	25.00	25.00	24.80	24.00	24.25	25.00	25.00	24.75	24.00	25.33	25.00	24.73
29	Turmeric	Kg.	44.00	44.00	44.00	44.60	45.00	45.00	45.00	45.00	45.00	45.00	45.00	45.00	44.72
30	Garlic	Kg.	26.20	28.00	32.00	26.00	23.50	20.75	22.60	25.00	23.75	24.40	27.33	26.00	25.46
F.	TUBERS														
31	Chennai	Kg.	12.80	13.50	14.00	15.40	16.50	16.00	14.20	10.50	12.00	10.80	11.33	11.20	13.19
32	Tapioca Raw	Kg.	4.70	4.50	5.25	5.00	5.00	5.00	5.00	5.50	6.00	5.60	6.00	5.50	5.25
33	Potato	Kg.	9.00	8.75	8.00	9.80	11.25	12.00	12.00	12.50	10.75	11.60	12.00	10.60	10.69
34	Colocassia	Kg.	16.00	14.50	14.50	17.60	18.50	18.00	16.00	14.00	14.00	14.00	14.67	16.00	15.65
35	Beetroot	Kg.	13.60	11.50	11.00	12.00	14.50	14.50	13.40	12.50	12.00	12.40	13.33	14.60	12.94
36	Carrot	Kg.	12.00	11.00	11.00	13.60	18.00	22.50	20.40	15.50	12.50	13.20	16.67	18.00	15.36
G.	FRUITS AND VEGETABLES														
37	Onion big	Kg.	12.60	11.25	8.50	7.40	7.25	8.00	8.00	8.50	8.25	8.80	9.33	8.40	8.86
38	Bringal	Kg.	12.00	11.00	11.00	10.40	11.50	10.50	11.20	11.50	12.00	13.20	16.67	14.00	12.08
39	Pumpkin	Kg.	8.00	7.50	6.00	7.60	7.75	8.00	7.80	7.00	7.50	8.00	8.00	8.00	7.60
40	Cucumber	Kg.	9.60	7.25	6.00	8.20	8.25	8.25	8.00	6.50	7.00	9.20	8.67	8.00	7.91
41	Ladies Finger	Kg.	11.20	10.00	13.00	14.20	15.50	14.50	10.00	11.00	11.00	12.80	12.00	11.60	12.23

Alappuzha (50 Items Contd..)

1	2	3	4	5	6	7	8	9	10	11	12	13	14	15	16
42.(1)	Beans English	Kg.	12.80	13.00	16.75	26.40	24.50	12.50	14.40	17.00	16.50	16.80	17.33	15.60	16.97
(2)	Beans Nadan country peas	Kg.													
43	Cabbage	Kg	10.00	9.50	9.50	10.00	9.50	10.00	10.00	10.50	10.00	10.00	10.67	10.80	10.04
44	Bittergourd	Kg.	14.40	15.25	15.75	17.20	21.50	23.50	15.40	14.75	11.50	17.60	15.33	16.00	16.52
45	Ash gourd	Kg.	9.40	8.00	8.00	8.00	7.75	8.00	7.80	7.00	6.00	6.40	7.33	8.00	7.64
46	Snake gourd	Kg.	10.40	10.00	10.00	10.00	14.50	15.50	12.00	11.50	7.50	12.40	13.33	11.60	11.56
47	Tomatto	Kg.	12.80	9.50	6.50	7.00	13.50	18.00	12.60	15.50	10.00	12.00	12.00	11.60	11.75
48	Chillies green	Kg.	16.40	13.50	14.25	18.40	19.00	17.00	19.60	20.00	16.00	15.60	18.00	16.80	17.05
49	Banana green	Kg.	17.80	16.50	14.00	14.00	16.75	19.50	19.60	18.50	18.25	16.00	15.67	13.00	16.63
50	Plantain green	Kg.	10.00	9.75	9.75	10.00	9.75	10.00	10.40	10.50	10.00	10.00	10.00	10.00	10.01

District wise Monthly Average Retail Prices of Essential Commodities (50 Items)

Kottayam

Sl. No.	Name of Commodity	Unit	JAN	FEB	MAR	APR	MAY	JUN	JUL	AUG	SEP	OCT	NOV	DEC	AVG
1	2	3	4	5	6	7	8	9	10	11	12	13	14	15	16
A.	CEREALS														
1.(1)	Rice (Red) Open Market														
a.	Matta	Kg.	15.00	15.00	15.00	14.90	14.50	15.00	15.00	15.00	15.00	15.00	14.63	14.50	14.87
b.	Nadan	Kg.	13.50	13.50	13.63	14.00	14.00	14.00	14.00	14.00	14.00	14.00	13.25	13.00	13.74
c.	Chamba	Kg.													
d.	Punja	Kg.													
e.	Culture	Kg.	12.40	12.50	12.50	12.80	13.00	13.00	13.00	13.00	13.00	12.30	12.00	12.00	12.63
f.	Rose	Kg.	13.90	13.75	13.63	14.00	14.50	14.50	14.50	14.50	14.50	14.50	14.13	14.00	14.20
g.	Massoori	Kg.													
(ii)	Rice (white) open market														
a.	Andhra Vella	Kg.	13.40	13.75	13.38	13.20	13.63	14.13	14.00	14.00	14.00	14.00	14.00	13.50	13.75
b.	Chamba Vella	Kg.													
c.	Mysore Vella	Kg.													
d.	Nepal Vella	Kg.													
e.	Palakkadan Jaya	Kg.													
B.	PULSES														
2	Green gram	Kg.	27.20	26.00	26.00	26.00	27.00	26.00	26.00	26.00	26.00	26.00	26.00	26.00	26.18
3	Greengram dhall	Kg.	29.20	29.50	28.00	29.20	29.50	28.00	28.00	28.00	28.00	29.60	30.00	30.00	28.92

Kottayam (50 Items contd...)

I	2	3	4	5	6	7	8	9	10	11	12	13	14	15	16
4.(1)	Black gram split w/o husk	Kg	24.00	25.00	25.75	26.00	26.00	26.00	25.20	26.00	26.00	27.60	28.00	28.00	26.13
(2)	Black gram split with husk	Kg													
5	Redgram	Kg.	24.00	24.00	22.50	22.00	20.00	20.00	20.00	20.00	18.50	18.00	18.00	18.00	20.42
6	Dhall(Tur)	Kg	32.00	32.00	32.00	33.20	33.50	32.50	34.00	34.00	34.00	34.00	35.00	35.00	33.43
7	Bengalgram Bold	Kg	28.00	25.75	26.75	25.80	26.00	26.00	26.00	26.00	26.00	26.00	26.00	26.00	26.19
8	Bengalgram small	Kg													
9	Peas Dhall	Kg.	22.00	22.00	23.50	24.00	22.00	22.00	22.00	22.00	23.00	24.00	24.00	24.00	22.88
C.	OTHER FOOD ITEMS														
10	Sugar(O.M)	Kg.	14.50	16.00	15.88	16.30	16.50	16.75	16.55	16.94	17.38	17.00	17.00	18.00	16.57
11	Palmgur	Kg.	28.00	28.00	27.50	26.00	26.00	26.00	26.00	26.00	26.00	26.00	30.00	30.00	27.13
12	Cane gur	Kg.	15.60	17.00	17.00	18.40	19.00	23.00	24.00	24.00	24.00	24.00	25.00	22.20	21.10
13	Milk (Cow's)	Ltr.	14.00	14.00	14.00	14.00	14.00	14.00	14.00	14.00	14.00	14.00	14.00	14.00	14.00
14.(1)	Egg Hen's (Nadan)	Dozen	23.76	21.90	21.60	21.60	21.60	22.20	24.00	24.00	24.00	24.00	24.00	24.00	23.06
(2)	Egg Hen's (White lagon)	Dozen	19.84	15.45	14.40	14.76	17.85	17.25	17.12	18.60	17.85	18.48	19.20	19.08	17.49
D.	OIL AND OIL SEEDS														
15	Coconut oil	Kg	65.20	66.50	66.25	65.80	67.50	72.50	72.40	75.75	72.50	73.80	76.00	76.80	70.92
16	Groundnut oil	Kg	88.60	87.00	87.00	87.00	87.00	87.00	87.00	81.75	80.00	80.00	80.00	80.00	84.36
17	Refined oil (Postman)	Kg.													
18	Gingelly oil	Kg.	70.00	67.75	67.00	67.00	67.75	70.00	66.00	65.00	65.00	65.00	65.00	70.00	67.13
19	Mustard oil	Kg	80.40	84.00	84.00	84.00	84.00	84.00	84.00	83.25	83.00	83.00	83.00	83.00	83.30
20	Vanaspathi (Dalda)	Kg.	54.80	54.00	54.00	54.00	54.00	54.00	54.00	56.25	57.00	57.00	57.00	57.00	55.25
21	Coconut without husk	100 nos	670.00	637.50	667.50	642.00	645.00	691.25	656.00	707.50	695.00	706.00	722.50	738.00	681.52

Kottayam (50 Items contd...)

1	2	3	4	5	6	7	8	9	10	11	12	13	14	15	16
E.	SPICES AND CONDIMENTS														
22	Corriander	Kg.	40.00	40.00	40.00	40.00	32.00	32.00	32.00	32.00	32.00	32.00	32.00	32.00	34.67
23	Chillies dry	Kg.	55.60	54.50	46.25	47.00	40.00	40.00	41.60	42.00	42.00	42.00	42.00	42.00	44.58
24	Onion small	Kg.	10.00	10.00	10.75	12.80	13.50	18.50	11.80	10.50	11.00	13.00	15.25	12.40	12.46
25	Tamarind without seeds loose	Kg.	25.00	25.75	25.00	25.00	25.00	27.50	42.00	30.00	30.00	30.00	40.00	40.00	30.44
26	Cuminseed	Kg.	120.00	120.00	120.00	120.00	100.00	100.00	94.00	100.00	100.00	82.60	100.00	100.00	104.72
27	Mustard	Kg.	29.20	28.00	29.50	30.00	30.00	30.00	28.80	30.00	30.00	28.00	28.00	28.00	29.13
28	Methy	Kg.	26.80	26.50	26.50	26.00	26.00	26.00	26.00	26.00	26.00	26.00	26.00	26.00	26.15
29	Turmeric	Kg.	50.00	50.00	50.00	50.00	50.00	50.00	50.00	50.00	50.00	50.00	50.00	50.00	50.00
30	Garlic	Kg.	33.00	41.00	36.75	30.00	32.50	30.00	30.00	31.25	35.00	35.00	35.00	35.00	33.71
F.	TUBERS														
31	Chenai	Kg.	10.00	10.75	12.00	14.40	15.50	14.50	12.00	10.00	9.25	8.60	8.75	8.00	11.15
32	Tapioca Raw	Kg.	6.00	6.00	6.00	6.00	6.00	6.00	6.00	6.13	6.38	6.40	6.50	6.50	6.16
33	Potato	Kg.	8.20	8.00	8.00	9.20	12.00	12.00	12.00	12.00	12.00	11.80	11.50	10.00	10.56
34	Colocassia	Kg.	14.00	16.00	16.00	17.60	20.00			22.00	20.50	18.40	16.50	13.60	17.46
35	Beetroot	Kg.	10.00	9.75	9.00	10.00	14.00	13.00	12.00	11.50	9.25	9.80	11.50	14.00	11.15
36	Carrot	Kg.	9.20	8.00	8.50	11.40	15.50	20.75	16.00	12.00	9.25	11.80	13.75	15.20	12.61
G.	FRUITS AND VEGETABLES														
37	Onion big	Kg.	12.80	11.00	7.75	7.40	7.25	8.00	7.80	8.50	8.00	8.40	8.50	7.60	8.58
38	Bringal	Kg.	12.00	12.00	12.50	12.80	12.00	12.50	13.60	14.50	12.50	12.00	14.00	13.60	12.83
39	Pumpkin	Kg.	6.20	6.00	6.00	6.00	6.00	6.25	5.20	5.75	7.00	7.00	7.00	6.20	6.22
40	Cucumber	Kg.	9.00	5.50	5.25	8.80	9.25	9.50	7.20	5.00	5.75	11.60	10.50	6.40	7.81
41	Ladies Finger	Kg.	10.00	9.00	11.75	14.60	14.25	12.00	8.40	9.75	9.25	12.00	13.75	12.00	11.40

Kottayam (50 Items contd...)

1	2	3	4	5	6	7	8	9	10	11	12	13	14	15	16
42.(1)	Beans English	Kg.	12.20	9.75	14.75	23.20	21.00	11.50	14.40	17.50	15.50	15.60	18.50	16.00	15.83
(2)	Beans Nadan country peas	Kg.	20.00	16.50	14.25	18.80	23.50	22.67	21.20	24.00	18.25	19.20	20.00	19.20	19.80
43	Cabbage	Kg.	8.20	7.75	8.00	8.00	9.00	9.50	8.00	9.00	10.00	9.60	10.50	9.80	8.95
44	Bittergourd	Kg.	16.00	15.00	15.00	18.40	19.50	19.00	14.40	15.00	12.00	15.20	13.00	13.80	15.53
45	Ash gourd	Kg.	7.00	7.00	7.00	7.00	7.00	6.00	6.00	6.50	8.00	6.80	6.00	6.00	6.69
46	Snake gourd	Kg.	7.80	7.00	5.25	8.20	13.75	14.00	10.20	9.00	6.25	13.40	14.75	10.60	10.02
47	Tomatto	Kg.	10.40	7.75	6.25	7.20	11.75	16.00	12.00	15.00	8.75	11.00	11.00	10.60	10.64
48	Chillies green	Kg.	11.60	9.75	9.75	14.60	13.00	16.25	15.60	14.50	10.25	10.20	14.75	12.80	12.75
49	Banana green	Kg.	16.00	15.38	14.25	13.50	16.00	17.75	19.20	20.00	19.50	16.80	16.00	13.40	16.48
50	Plantain green	Kg.	9.20	10.00	10.00	10.00	10.00	10.75	11.00	10.00	10.00	10.00	9.00	9.20	9.93

District wise Monthly Average Retail Prices of Essential Commodities (50 Items)
Idukki

Sl. No.	Name of Commodity	Unit	JAN	FEB	MAR	APR	MAY	JUN	JUL	AUG	SEP	OCT	NOV	DEC	AVG
1	2	3	4	5	6	7	8	9	10	11	12	13	14	15	16
A.	CEREALS														
1.(I)	Rice (Red) Open Market														
a.	Matta	Kg.	13.50	13.50	13.50	13.90	14.25	15.00	15.00	15.00	15.00	14.94	14.50	14.50	14.38
b.	Nadan	Kg.	14.00	14.00	14.00	14.40	14.75	15.50	15.58	15.50	15.50	15.44	15.00	15.00	14.89
c.	Chamba	Kg.	14.50	14.50	14.50	14.90	15.25	16.00	16.00	16.00	16.00	15.94	16.13	15.75	15.46
d.	Punja	Kg.	14.75	14.75	14.75	15.15	15.50	16.25	16.25	16.25	16.25	16.19	16.00	16.00	15.67
e.	Culture	Kg.	15.00	15.00	15.00	15.40	15.75	16.50	16.50	16.50	16.50	16.44	16.25	16.25	15.92
f.	Rose	Kg.													
g.	Massoori	Kg.													
(ii)	Rice (white) open market														
a.	Andhra Vella	Kg.	13.50	13.50	13.50	14.00	14.25	14.50	14.50	14.50	14.50	14.50	14.50	14.50	14.19
b.	Chamba Vella	Kg.													
c.	Mysore Vella	Kg.													
d.	Nepal Vella	Kg.													
e.	Palakkadan Jaya	Kg.													
B.	PULSES														
2	Green gram	Kg.	28.00	26.50	26.75	27.20	27.00	26.00	27.50	27.25	29.00	28.50	27.00	27.00	27.31
3	Greengram dhall	Kg.	34.00	32.50	32.00	32.00	32.50	33.00	33.00	33.00	33.00	33.00	32.75	30.00	32.56

Idukki (50 Items contd...)

1	2	3	4	5	6	7	8	9	10	11	12	13	14	15	16
4.(1)	Black gram split w/o husk	Kg	28.00	26.50	26.00	26.00	25.00	25.50	28.00	27.00	28.00	29.25	30.00	30.80	27.50
(2)	Black gram split with husk	Kg													
5	Redgram	Kg.	25.00	24.50	22.75	22.20	21.00	19.00	21.50	20.50	22.67	22.00	21.00	19.20	21.78
6	Dhall(Tur)	Kg	36.00	33.50	36.00	36.00	36.00	35.50	34.00	32.00	32.00	35.00	35.50	36.00	34.79
7	Bengalgram Bold	Kg	28.00	27.50	26.00	24.00	24.00	23.75	26.00	26.50	26.00	26.50	27.00	28.00	26.10
8	Bengalgram small	Kg							24.00	24.00			24.00		24.00
9	Peas Dhall	Kg.	23.00	23.00	23.00	22.00	21.75	21.00	22.25	23.00	24.00	24.00	24.00	24.00	22.92
C.	OTHER FOOD ITEMS														
10	Sugar(O.M)	Kg.	14.15	15.38	15.38	16.15	16.88	17.13	16.88	17.13	17.50	17.38	17.50	18.30	16.64
11	Palmgur	Kg.	26.20	28.50	30.00	30.00	30.00	30.00	29.00	29.50	30.00	30.00	30.00	30.00	29.43
12	Canegur	Kg.	15.40	16.00	15.25	16.80	19.00	23.25	23.50	24.75	23.67	23.50	24.00	23.20	20.69
13	Milk (Cow's)	Ltr.	14.00	14.00	14.00	14.00	14.00	14.00	14.00	14.00	14.00	14.00	14.00	14.00	14.00
14.(1)	Egg Hen's (Nadan)	Dozen	26.52	27.00	24.60	24.00	24.00	24.00	24.00	24.00	24.00	24.75	27.00	27.00	25.07
(2)	Egg Hen's (White lagon)	Dozen	19.68	18.00	15.30	15.72	15.75	17.25	17.40	18.60	18.00	19.05	20.40	20.40	17.96
D.	OIL AND OIL SEEDS														
15	Coconut oil	Kg	71.00	65.00	67.75	67.60	66.25	73.00	73.00	75.50	75.33	72.63	77.63	80.40	72.09
16	Groundnut oil	Kg													
17	Refined oil (Postman)	Kg.													
18	Gingelly oil	Kg.	69.60	70.75	75.00	70.00	70.00	70.00	65.00	65.00	65.00	65.00	67.50	68.00	68.40
19	Mustard oil	Kg	80.00	80.00	80.00	80.00	80.00	80.00	80.00	80.00	80.00	80.00	80.00	80.00	80.00
20	Vanaspathi (Dalda)	Kg.	52.80	54.00	54.00	54.00	54.00	54.00	54.00	54.00	54.00	54.00	54.00	57.80	54.22
21	Coconut without husk	100 nos	855.00	775.00	782.50	759.00	738.75	750.00	737.50	721.25	725.00	731.25	831.25	950.00	779.71

Idukki (50 Items contd...)

1	2	3	4	5	6	7	8	9	10	11	12	13	14	15	16
E.	SPICES AND CONDIMENTS														
22	Corriander	Kg.	40.80	41.50	40.00	38.00	35.75	29.50	35.00	35.75	37.00	33.75	30.00	31.40	35.70
23	Chillies dry	Kg.	56.20	57.25	51.50	49.20	43.75	37.00	45.00	46.50	47.00	44.25	41.50	42.40	46.80
24	Onion small	Kg.	11.20	10.00	10.00	12.80	15.00	18.25	12.50	13.00	11.33	14.00	14.75	12.40	12.94
25	Tamarind without seeds loose	Kg.	24.60	23.00	23.00	24.00	24.00	25.50	27.00	29.00	33.33	36.50	44.50	50.00	30.37
26	Cuminseed	Kg.	130.00	130.00	131.25	124.00	120.00	115.00	120.00	120.00	120.00	120.00	120.00	118.00	122.35
27	Mustard	Kg.	35.00	35.00	35.00	35.00	35.00	35.00	32.00	32.00	32.00	32.00	32.00	31.20	33.43
28	Methy	Kg.	35.00	35.00	35.00	35.00	35.00	35.00	32.00	33.00	36.00	36.00	35.00	35.00	34.75
29	Turmeric	Kg.	55.00	55.00	58.75	65.00	68.75	70.00	63.75	57.50	60.00	60.00	60.00	60.00	61.15
30	Garlic	Kg.	35.00	36.75	33.00	35.00	40.00	35.00	31.00	34.50	33.33	32.75	30.00	32.20	34.04
F.	TUBERS														
31	Chennai	Kg.	8.40	13.00	12.00	13.20	14.00	14.50	12.00	11.50	10.00	9.00	9.75	9.80	11.43
32	Tapioca Raw	Kg.	5.00	5.00	5.00	5.10	6.00	6.00	5.75	6.00	6.00	6.00	6.00	6.00	5.65
33	Potato	Kg.	10.00	10.00	10.00	11.20	12.25	13.50	12.00	12.00	10.33	12.00	12.50	12.00	11.48
34	Colocassia	Kg.	11.20	13.50	12.50					14.00	14.00	14.00	14.00	12.40	13.20
35	Beetroot	Kg.	11.20	10.00	11.00	10.80	14.00	13.50	11.50	11.00	10.67	10.50	12.00	14.00	11.68
36	Carrot	Kg.	11.20	10.50	10.00	12.00	16.00	20.50	18.00	13.25	11.33	12.50	15.00	17.20	13.96
G.	FRUITS AND VEGETABLES														
37	Onion big	Kg.	13.80	11.50	9.75	8.80	8.25	10.00	9.25	10.50	9.67	10.00	9.50	8.20	9.93
38	Bringal	Kg.	13.60	13.50	10.50	12.80	14.00	14.00	11.00	13.00	12.00	12.50	12.00	14.40	12.78
39	Pumpkin	Kg.	8.00	8.00	8.00	8.80	8.00	9.00	8.50	8.00	7.67	7.50	8.50	7.60	8.13
40	Cucumber	Kg.	8.00	8.00	8.00	9.20	9.25	9.50	9.75	8.00	7.67	8.75	9.25	8.40	8.65

Idukki (50 Items contd...)

1	2	3	4	5	6	7	8	9	10	11	12	13	14	15	16
41	Ladies Finger	Kg.	10.40	10.00	11.00	12.80	16.00	12.50	10.50	12.00	10.00	13.25	13.50	12.80	12.06
42.(1)	Beans English	Kg.				23.20	26.00	13.00	10.50	15.50	14.00	15.00	14.50	15.80	16.39
(2)	Beans Nadan country peas	Kg.	10.40	10.00	12.00					11.33	10.67	12.00	11.00	12.20	11.20
43	Cabbage	Kg.	10.00	10.00	10.00	10.00	10.00	10.00	10.00	10.00	11.33	11.00	10.50	10.80	10.30
44	Bittergourd	Kg.	13.80	13.50	13.50	16.40	19.00	20.50	15.00	15.00	12.67	13.25	11.50	13.20	14.78
45	Ash gourd	Kg.	7.20	7.00	7.00	6.60	7.00	8.50	9.25	7.00	7.00	7.00	6.25	7.40	7.27
46	Snake gourd	Kg.	10.40	10.25	10.00	10.00	13.50	14.25	10.50	11.00	9.67	11.00	11.50	11.40	11.12
47	Tomatto	Kg.	12.40	9.00	7.75	8.60	14.00	21.50	10.00	13.50	9.67	11.50	11.00	11.20	11.68
48	Chillies green	Kg.	15.60	15.00	14.50	18.40	18.50	18.00	18.00	20.00	16.67	15.50	16.50	18.40	17.09
49	Banana green	Kg.	14.60	14.75	13.75	14.00	16.25	16.50	17.00	18.25	18.00	14.00	14.00	10.80	15.16
50	Plantain green	Kg.	10.00	10.00	10.00	9.60	11.00	12.00	11.50	11.00	10.00	10.00	10.00	11.20	10.53

District wise Monthly Average Retail Prices of Essential Commodities (50 Items)

Ernakulam

Sl. No.	Name of Commodity	Unit	JAN	FEB	MAR	APR	MAY	JUN	JUL	AUG	SEP	OCT	NOV	DEC	AVG
1	2	3	4	5	6	7	8	9	10	11	12	13	14	15	16
A.	CEREALS														
1.(1)	Rice (Red) Open Market														
a.	Matta	Kg.	13.00	13.00	13.00	13.00	13.00	13.00	13.00	13.00	13.00	12.70	12.50	12.90	12.93
b.	Nadan	Kg.	13.00	13.00	13.00	13.00	13.00	13.00	13.00	13.00	13.00	13.00	13.00	13.80	13.07
c.	Chamba	Kg.													
d.	Punja	Kg.													
e.	Culture	Kg.													
f.	Rose	Kg.	13.10	13.13	13.50	13.50	13.50	13.50	13.50	13.50	13.50	13.50	13.50	13.90	13.47
g.	Massoori	Kg.													
(ii)	Rice (white) open market														
a.	Andhra Vella	Kg.	13.00	13.13	13.50	13.50	13.50	13.50	13.20	13.00	13.00	13.00	13.00	13.00	13.19
b.	Chamba Vella	Kg.	13.00	13.00	13.00	13.13	13.00	13.00	13.00	13.00	13.00	13.00	13.00	12.00	12.93
c.	Mysore Vella	Kg.													
d.	Nepal Vella	Kg.													
e.	Palakkadan Jaya	Kg.		13.00	13.00	13.00	13.00	13.00	13.00	13.00	13.00	13.00	13.00	13.00	13.00
B.	PULSES														
2	Green gram	Kg.	27.20	28.50	29.75	28.75	28.00	28.00	28.00	28.00	28.00	28.00	28.00	28.00	28.18
3	Greengram dhall	Kg.	28.00	28.00	28.00	28.00	27.25	27.00	27.00	27.50	28.00	28.00	28.50	30.00	27.94

Ernakulam (50 Items contd...)

1	2	3	4	5	6	7	8	9	10	11	12	13	14	15	16
4.(1)	Black gram split w/o husk	Kg	27.80	27.00	27.00	27.00	27.00	27.00	27.40	28.00	28.00	28.00	29.00	35.00	28.18
(2)	Black gram split with husk	Kg	25.60	28.75	30.00	30.00	30.00	30.00	30.00	30.00	30.00	30.00	30.00	30.00	29.53
5	Redgram	Kg	22.00	22.00	22.00	22.00	20.50	20.00	20.00	18.00	16.00	17.00	17.25	19.60	19.70
6	Dhall(Tur)	Kg	35.80	35.50	34.25	35.00	35.00	35.00	35.00	37.25	38.75	40.00	37.50	36.00	36.25
7	Bengalgram Bold	Kg	27.80	26.50	25.00	25.00	25.00	27.00	25.80	25.50	27.50	28.00	28.00	29.80	26.74
8	Bengalgram small	Kg	24.00	25.00	24.00	24.00	24.00	24.00	24.00	24.50	25.00	26.20	27.00	28.80	25.04
9	Peas Dhall	Kg	22.00	21.50	22.00	22.00	22.00	22.50	22.00	22.50	23.75	24.00	24.00	24.00	22.69
C.	OTHER FOOD ITEMS														
10	Sugar(O.M)	Kg.	14.10	15.69	15.50	16.00	16.69	16.81	16.45	17.20	17.50	17.00	17.06	18.22	16.52
11	Palmgur	Kg.	25.60	26.00	26.00	26.50	26.50	26.00	26.00	26.00	26.00	26.00	28.00	30.00	26.55
12	Canegur	Kg.	17.00	17.75	18.00	19.00	22.50	21.50	22.00	25.00	23.50	26.00	27.50	24.80	22.05
13	Milk (Cow's)	Ltr.	14.00	14.00	14.00	14.00	14.00	14.00	14.00	14.00	14.00	14.00	14.00	14.00	14.00
14.(1)	Egg Hen's (Nadan)	Dozen	26.64	25.80	24.00	23.04	25.20	24.30	25.92	26.40	25.20	26.48	26.55	24.52	25.17
(2)	Egg Hen's (White lagon)	Dozen	19.61	14.85	13.80	15.00	17.55	17.55	18.12	18.60	18.00	18.48	19.80	19.27	17.55
D.	OIL AND OIL SEEDS														
15	Coconut oil	Kg	66.40	64.75	65.00	64.80	67.50	73.00	72.20	75.00	70.50	73.60	77.00	78.20	70.66
16	Groundnut oil	Kg	70.80	70.00	70.00	70.00	70.00	70.00	70.00	70.00	70.00	70.00	70.00	70.00	70.07
17	Refined oil (Postman)	Kg.	92.00	92.00	92.00	92.00	92.00	92.00	92.00	92.00	88.25	87.00	87.00	87.00	90.44
18	Gingelly oil	Kg.	60.80	65.00	66.00	66.00	66.00	66.00	61.20	60.00	60.00	63.20	64.50	64.00	63.56
19	Mustard oil	Kg	84.00	84.00	84.00	84.00	83.38	81.50	81.50	81.50	85.63	87.00	87.00	87.00	84.21
20	Vanaspathi (Dalda)	Kg.	44.00	49.25	50.00	51.00	51.00	51.00	50.00	50.75	52.63	53.10	52.00	50.40	50.43
21	Coconut without husk	100 nos	695.00	700.00	700.00	700.00	712.50	750.00	750.00	787.50	750.00	688.00	712.50	728.00	722.79

Ernakulam (50 Items contd...)

1	2	3	4	5	6	7	8	9	10	11	12	13	14	15	16
E.	SPICES AND CONDIMENTS														
22	Corriander	Kg.	40.00	40.00	40.00	40.00	40.00	40.00	39.00	35.00	35.00	33.80	32.00	32.00	37.23
23	Chillies dry	Kg.	57.60	56.25	51.75	45.00	41.25	40.00	40.00	41.00	41.00	42.00	42.00	42.00	44.99
24	Onion small	Kg.	8.80	10.00	11.50	13.75	15.25	19.75	13.60	12.00	11.75	15.40	18.50	13.00	13.61
25	Tamarind without seeds loose	Kg.	20.00	20.00	32.00	32.00	30.50	30.00	30.00	30.00	37.00	42.00	50.00	50.00	33.63
26	Cumminseed	Kg.	120.00	120.00	120.00	120.00	120.00	120.00	120.00	120.00	120.00	110.00	110.00	110.00	117.50
27	Mustard	Kg.	35.00	35.00	35.00	31.25	30.00	30.00	30.00	30.00	30.00	30.00	30.00	30.00	31.35
28	Methy	Kg.	30.80	30.00	30.00	29.50	28.00	28.00	28.00	28.00	28.50	29.20	28.00	26.80	28.73
29	Turmeric	Kg.	48.00	48.00	47.25	45.00	45.00	45.00	45.00	45.00	45.00	45.00	45.00	45.00	45.69
30	Garlic	Kg.	48.00	50.00	55.00	55.00	55.00	46.25	40.00	40.00	30.00	30.00	30.00	30.00	42.44
F.	TUBERS														
31	Chennai	Kg.	12.00	12.00	12.00	14.20	16.00	14.75	11.80	10.50	10.00	9.20	10.00	10.00	11.87
32	Tapioca Raw	Kg.	6.20	6.00	6.00	6.80	7.00	6.25	6.00	6.00	6.00	6.00	6.00	6.50	6.23
33	Potato	Kg.	10.00	10.00	10.00	10.80	13.50	14.00	14.00	14.00	14.00	14.00	13.50	12.00	12.48
34	Colocassia	Kg.	12.00	12.00	12.00	12.00	14.25	14.25	12.80	10.50	10.00	10.00	10.00	10.00	11.65
35	Beetroot	Kg.	11.20	10.00	8.25	9.40	13.00	12.50	11.60	11.00	9.50	10.00	11.50	13.80	10.98
36	Carrot	Kg.	10.00	8.50	9.50	12.00	15.00	21.00	16.80	12.50	10.00	12.00	14.25	15.40	13.08
G.	FRUITS AND VEGETABLES														
37	Onion big	Kg.	13.00	11.50	8.75	8.00	8.00	8.75	8.60	9.75	9.25	9.80	10.00	10.20	9.63
38	Bringal	Kg.	10.80	8.50	7.75	6.80	7.50	7.75	8.40	9.00	10.50	11.60	15.00	12.40	9.67
39	Pumpkin	Kg.	6.00	6.00	6.50	7.20	6.75	6.00	6.00	5.75	5.00	5.00	5.00	5.00	5.85
40	Cucumber	Kg.	9.60	6.00	6.00	8.40	9.00	8.00	6.40	6.25	7.75	8.80	8.50	7.20	7.66

Ernakulam (50 Items contd...)

1	2	3	4	5	6	7	8	9	10	11	12	13	14	15	16
41	Ladies Finger	Kg.	10.00	8.25	11.00	13.20	14.25	11.50	7.40	8.50	8.50	11.20	11.00	10.40	10.43
42.(1)	Beans English	Kg.	11.20	11.50	14.50	22.00	25.75	12.00	12.00	15.00	12.75	12.80	13.00	12.80	14.61
(2)	Beans Nadan country peas	Kg.	11.20	10.00	11.50	14.60	15.00	11.00	8.80	12.00	9.50	12.00	11.50	8.00	11.26
43	Cabbage	Kg.	7.60	6.25	8.00	8.00	8.00	9.00	8.00	8.50	10.00	10.00	10.00	11.60	8.75
44	Bittergourd	Kg.	13.20	13.50	12.50	15.60	20.00	19.00	12.00	14.50	11.50	13.60	11.50	11.20	14.01
45	Ash gourd	Kg.	8.20	7.25	6.00	7.60	6.50	6.00	6.00	5.75	6.00	6.00	6.00	6.00	6.44
46	Snake gourd	Kg.	8.20	7.00	6.00	7.60	13.75	12.50	10.00	9.00	6.00	12.00	12.50	10.40	9.58
47	Tomatto	Kg.	10.60	5.75	5.00	5.00	10.50	14.50	10.40	13.50	8.00	9.60	10.00	9.60	9.37
48	Chillies green	Kg.	13.20	10.50	11.00	16.00	12.75	12.50	14.80	14.50	11.00	10.40	13.75	12.00	12.70
49	Banana green	Kg.	16.60	15.75	14.25	14.60	18.00	19.50	19.20	20.00	18.50	15.40	14.25	10.80	16.40
50	Plantain green	Kg.	8.60	9.00	8.25	8.60	9.00	10.00	10.00	10.00	9.50	9.00	9.00	8.00	9.08

District wise Monthly Average Retail Prices of Essential Commodities (50 Items)

Thrissur

Sl. No.	Name of Commodity	Unit	JAN	FEB	MAR	APR	MAY	JUN	JUL	AUG	SEP	OCT	NOV	DEC	AVG
1	2	3	4	5	6	7	8	9	10	11	12	13	14	15	16
A.	CEREALS														
1.(1)	Rice (Red) Open Market														
a.	Matta	Kg.	13.50	13.50	13.33	13.13	14.00	14.00	13.30	13.00	13.50	13.50	12.50	12.70	13.33
b.	Nadan	Kg.	12.50	12.50	12.50	12.50	13.25	13.50	13.50	13.50	12.00	12.00	12.00	12.00	12.65
c.	Chamba	Kg.	12.50	12.50	12.50	13.50	14.38	14.00	14.00	14.00	13.50	13.50	13.50	13.50	13.45
d.	Punja	Kg.													
e.	Culture	Kg.	13.00	13.00	13.00	13.00	13.00								13.00
f.	Rose	Kg.	13.50	13.50	13.25	13.00	13.25								13.30
g.	Massoori	Kg.	13.00	13.00	13.45	13.50	13.50	13.50	13.50	13.50	12.00	12.00	12.00	12.00	12.91
(ii)	Rice (white) open market														
a.	Andhra Vella	Kg.	11.50	11.50	11.50	12.50	13.50	13.00	12.50	12.50	12.38	12.50	12.50	12.50	12.36
b.	Chamba Vella	Kg.					13.00				12.50	12.50	12.50	12.50	12.60
c.	Mysore Vella	Kg.													
d.	Nepal Vella	Kg.													
e.	Palakkadan Jaya	Kg.	11.50	11.50	11.50	11.63	12.50	12.94	12.50	12.50	12.00	12.00	12.00	12.00	12.05
B.	PULSES														
2	Green gram	Kg.	30.00	30.00	25.25	25.00	22.69	25.25	25.40	28.00	28.00	28.00	28.00	28.00	26.97
3	Greengram dhal	Kg.	34.00	34.00	28.50	28.00	27.75	28.00	28.80	30.00	30.00	30.00	30.00	30.00	29.92

Thrissur (50 Items contd...)

1	2	3	4	5	6	7	8	9	10	11	12	13	14	15	16
4.(1)	Black gram split w/o husk	Kg	26.00	26.00	24.00	25.00	22.25	25.00	26.40	28.00	28.00	28.00	28.00	28.00	26.22
(2)	Black gram split with husk	Kg	24.00	24.00	21.00	21.25	22.00	21.00	23.20	26.00	26.00	26.00	26.00	26.00	23.79
5	Redgram	Kg.	25.00	25.00	22.75	20.50	19.50	20.00	17.80	16.00	16.00	16.00	16.00	19.20	19.48
6	Dhall(Tur)	Kg	32.00	30.50	31.00	31.50	31.25	35.00	33.20	32.00	33.50	34.00	33.00	32.00	32.41
7	Bengalgram Bold	Kg	27.00	24.00	25.00	25.00	28.75	26.50	27.00	26.00	27.50	28.00	29.00	30.00	26.98
8	Bengalgram small	Kg	24.00	22.00	22.00	22.00	22.75	22.00	22.00	22.00	23.50	24.00	22.00	22.00	22.52
9	Peas Dhall	Kg.	19.00	19.00	21.00	18.50	19.00	19.00	19.00	21.00	20.00	19.00	19.00	19.00	19.38
C.	OTHER FOOD ITEMS														
10	Sugar(O.M)	Kg.	14.50	15.88	15.50	16.13	16.88	16.88	16.80	17.00	17.31	17.00	17.25	18.20	16.61
11	Palmgur	Kg.	25.00	25.00	27.50	25.00	25.25	29.25	30.00	30.00	28.50	24.00	24.00	24.00	26.46
12	Canegur	Kg.	18.80	18.75	18.25	19.75	24.25	24.75	20.60	24.75	23.25	25.60	28.50	22.40	22.47
13	Milk (Cow's)	Ltr.	14.00	14.00	14.00	14.00	14.00	14.00	14.00	14.00	14.00	14.00	14.00	14.00	14.00
14.(1)	Egg Hen's (Nadan)	Dozen	30.00	30.00	30.00										30.00
(2)	Egg Hen's (White lagori)	Dozen	19.58	15.00	13.40	14.50	17.25	16.95	17.04	18.00	16.67	17.56	18.30	19.08	16.94
D.	OIL AND OIL SEEDS														
15	Coconut oil	Kg	64.40	64.00	65.25	64.50	66.50	70.50	70.40	74.75	70.75	72.60	75.00	75.80	69.54
16	Groundnut oil	Kg	72.00	72.00	72.00	66.25	71.00	72.00	69.80	62.00	68.00	68.00	68.00	68.00	69.09
17	Refined oil (Postman)	Kg.	94.00	94.00	90.00	91.00	91.00	91.50	92.00	86.00	86.00	86.00	86.00	86.00	89.46
18	Gingelly oil	Kg.	70.00	70.00	70.00	69.50	74.00	69.75	68.60	68.75	70.00	70.00	70.00	66.00	69.72
19	Mustard oil	Kg	73.00	73.00	68.00	62.00	62.00	62.00	62.00	62.00	62.00	62.00	62.00	62.00	64.33
20	Vanaspathi (Dalda)	Kg.	45.00	45.00	50.50	51.00	50.00	50.00	50.00	50.00	52.00	52.00	52.00	52.00	49.96
21	Coconut without husk	100 nos	700.00	700.00	610.00	562.50	570.00	595.00	600.00	650.00	650.00	650.00	650.00	700.00	636.46

Thrissur (50 Items contd...)

1	2	3	4	5	6	7	8	9	10	11	12	13	14	15	16
E.	SPICES AND CONDIMENTS														
22	Coriander	Kg.	42.00	38.00	33.25	31.50	30.50	30.00	28.40	26.00	27.00	26.00	26.00	26.00	30.39
23	Chillies dry	Kg.	56.80	54.25	44.00	41.75	35.75	37.25	36.20	38.00	41.00	42.00	40.00	40.00	42.25
24	Onion small	Kg.	12.00	12.00	11.50	13.50	16.25	19.25	13.20	12.00	11.50	13.80	19.50	13.40	13.99
25	Tamarind without seeds loose	Kg.	20.00	20.00	25.00	25.00	25.00	28.00	30.40	31.25	35.00	40.00	40.00	47.80	30.62
26	Cuminseed	Kg.	120.00	120.00	112.50	92.50	90.00	90.00	108.00	100.00	92.50	90.00	90.00	90.00	99.63
27	Mustard	Kg.	30.00	30.00	32.00	30.50	30.50	30.00	30.00	30.00	30.00	30.00	30.00	30.00	30.25
28	Methy	Kg.	30.00	30.00	30.00	30.00	27.50	30.00	28.00	28.00	30.00	30.00	30.00	30.00	29.46
29	Turmeric	Kg.	50.00	50.00	45.00	40.00	40.00	40.00	40.00	40.00	40.00	40.00	40.00	40.00	42.08
30	Garlic	Kg.	34.40	40.00	31.25	28.50	28.75	30.00	25.00	25.00	25.75	25.00	32.50	32.00	29.85
F.	TUBERS														
31	Chenai	Kg.	11.60	12.25	12.00	14.75	17.75	15.25	11.00	11.00	7.50	8.60	10.00	9.20	11.74
32	Tapioca Raw	Kg.	6.00	6.00	6.00	6.38	6.00	5.50	6.00	5.75	6.00	6.00	6.00	6.00	5.97
33	Potato	Kg.	9.60	8.00	8.00	10.00	12.00	12.25	11.60	13.00	10.00	10.80	12.25	10.80	10.69
34	Colocassia	Kg.	13.00	12.75	13.75	14.25	21.25	25.00	20.00	18.33	17.50	14.40	15.00	12.00	16.44
35	Beetroot	Kg.	8.20	7.25	7.50	7.75	10.00	12.00	11.20	10.00	7.25	7.20	11.00	12.40	9.31
36	Carrot	Kg.	8.80	6.50	8.50	12.25	11.75	22.00	16.40	12.00	9.00	10.00	12.75	15.00	12.08
G.	FRUITS AND VEGETABLES														
37	Onion big	Kg.	12.20	11.50	7.75	7.50	7.88	8.00	8.00	9.50	8.00	9.60	10.50	8.00	9.04
38	Bringal	Kg.	8.40	7.25	7.25	6.75	6.50	8.00	8.00	8.50	8.00	10.00	12.75	11.40	8.57
39	Pumpkin	Kg.	7.20	7.00	6.75	7.00	7.00	7.00	5.40	5.75	6.50	7.80	7.25	6.00	6.72
40	Cucumber	Kg.	8.80	7.50	6.50	8.25	9.25	7.00	6.40	6.50	7.75	10.80	7.00	5.80	7.63

Thrissur (50 Items contd...)

1	2	3	4	5	6	7	8	9	10	11	12	13	14	15	16
41	Ladies Finger	Kg.	9.60	9.75	12.75	17.00	14.50	13.00	7.40	8.25	8.25	12.20	14.25	11.80	11.56
42(1)	Beans English	Kg.	9.60	9.75	15.75	27.00	28.75	11.75	10.80	15.00	12.00	11.20	11.50	11.60	14.56
(2)	Beans Nadan country peas	Kg.	9.20	8.00	8.00	8.25	7.75	6.75	7.00	10.00	7.75	10.00	9.75	9.00	8.45
43	Cabbage	Kg.	8.00	6.50	7.50	9.00	8.25	9.00	7.60	9.25	10.50	9.60	11.00	9.20	8.78
44	Bittergourd	Kg.	14.20	11.50	12.00	16.25	18.00	21.25	11.80	12.00	11.00	15.20	15.50	14.40	14.43
45	Ash gourd	Kg.	7.60	8.50	7.50	9.50	7.50	6.00	6.40	6.25	6.25	5.60	6.25	6.60	7.00
46	Snake gourd	Kg.	8.00	7.75	9.00	8.75	10.75	13.75	10.60	9.50	8.00	11.20	10.00	9.20	9.71
47	Tomatto	Kg.	8.80	6.50	5.00	5.25	11.00	15.25	10.80	13.00	6.75	9.60	9.50	9.20	9.22
48	Chillies green	Kg.	15.40	12.25	12.75	19.50	13.00	15.25	16.20	15.75	10.25	11.80	14.75	13.80	14.23
49	Banana green	Kg.	17.60	17.00	14.75	14.75	19.50	20.50	22.00	21.25	16.75	15.60	14.50	12.00	17.18
50	Plantain green	Kg.	10.00	9.00	11.00	10.50	11.50	12.00	11.20	8.50	10.00	10.00	9.50	8.80	10.17

District wise Monthly Average Retail Prices of Essential Commodities (50 Items)

Palakkad

Sl. No.	Name of Commodity	Unit	JAN	FEB	MAR	APR	MAY	JUN	JUL	AUG	SEP	OCT	NOV	DEC	AVG
1	2	3	4	5	6	7	8	9	10	11	12	13	14	15	16
A.	CEREALS														
1.(1)	Rice (Red) Open Market														
a.	Mattha	Kg.	13.40	13.00	13.00	13.20	14.25	14.50	13.90	13.13	12.88	12.80	13.00	12.80	13.32
b.	Nadan	Kg.	12.00	12.00	12.00	12.00	13.63	14.00	13.40	13.00	13.00	12.70	13.00	12.80	12.79
c.	Chamba	Kg.													
d.	Punja	Kg.													
e.	Culture	Kg.													
f.	Rose	Kg.													
g.	Massoori	Kg.	11.50	11.50	11.50	11.50	12.00	12.00	11.70	11.50	11.50	11.70	11.38	11.10	11.57
(ii)	Rice (white) open market														
a.	Andhra Vella	Kg.	12.00	11.75	11.50	12.30	13.25	13.50	12.90	12.50	12.50	12.20	12.50	12.30	12.43
b.	Chamba Vella	Kg.													
c.	Mysore Vella	Kg.													
d.	Nepal Vella	Kg.													
e.	Palakkadan Jaya	Kg.	11.50	11.75	11.50	12.00	12.63	13.00	12.70	12.00	11.50	11.60	12.50	12.30	12.08
B.	PULSESES														
2	Green gram	Kg.	30.00	30.00	30.00	30.00	29.75	30.00	30.00	30.00	30.00	30.00	30.00	28.80	29.88
3	Greengram dhall	Kg.	32.00	32.00	32.00	32.00	31.50	32.00	32.00	32.00	32.00	32.00	32.00	32.00	31.96

Patakkad (50 Items contd...)

1	2	3	4	5	6	7	8	9	10	11	12	13	14	15	16
4.(1)	Black gram split w/o husk	Kg	27.60	27.50	26.00	26.80	27.75	27.00	26.00	26.00	26.00	28.00	28.00	28.00	27.05
(2)	Black gram split with husk	Kg	23.60	24.00	24.00	24.80	25.00	24.00	24.00	24.00	24.00	26.00	26.00	26.00	24.62
5	Redgram	Kg.	26.80	26.00	25.50	24.80	26.00	25.00	24.00	21.00	20.00	19.20	18.00	19.20	22.96
6	Dhall(Tur)	Kg	34.60	34.00	34.00	34.80	35.00	34.75	35.00	35.00	36.50	38.00	38.00	34.00	35.30
7	Bengalgram Bold	Kg	28.00	28.00	27.50	26.80	28.00	28.00	28.00	28.00	28.00	28.00	28.00	28.00	27.86
8	Bengalgram small	Kg	26.00	26.00	25.50	24.80	25.50	26.00	26.00	24.50	24.00	26.00	26.00	26.00	25.53
9	Peas Dhall	Kg.	20.00	20.00	20.00	20.00	20.00	20.00	20.00	20.00	20.00	20.00	20.00	23.60	20.30
C.	OTHER FOOD ITEMS														
10	Sugar(O.M)	Kg.	13.85	15.30	15.25	16.00	16.50	16.43	16.30	16.75	17.23	16.92	16.85	18.26	16.30
11	Palmgur	Kg.	35.00	35.00	35.00	35.00	35.00	35.00	35.00	35.00	35.00	35.00	35.00	35.00	35.00
12	Canegur	Kg.	18.80	19.00	18.00	20.40	22.50	26.00	26.00	25.00	26.00	24.00	27.25	22.60	22.96
13	Milk (Cow's)	Ltr.	14.00	14.00	14.00	14.00	14.00	14.00	14.00	14.00	14.00	14.00	14.00	14.00	14.00
14.(1)	Egg Hen's (Nadan)	Dozen													
(2)	Egg Hen's (White lagon)	Dozen	19.52	15.00	13.25	14.00	17.13	17.50	17.50	18.00	17.13	18.10	19.50	19.50	17.18
D.	OIL AND OIL SEEDS														
15	Coconut oil	Kg	69.20	68.50	69.00	70.80	71.00	71.50	70.00	71.75	73.00	73.20	73.00	77.20	71.51
16	Groundnut oil	Kg	65.00	67.75	64.00	64.40	65.00	61.25	58.00	59.00	60.00	57.20	58.00	56.20	61.32
17	Refined oil (Postman)	Kg.	97.00	96.50	95.00	95.00	85.50	57.00	57.00	57.00	57.00	58.60	57.00	57.00	72.47
18	Gingelly oil	Kg.	70.00	69.75	70.25	71.40	71.00	66.25	55.00	58.25	58.00	64.20	67.50	68.40	65.83
19	Mustard oil	Kg	84.00	84.00	71.25	70.00	70.00	70.00	70.00	70.00	70.00	70.00	70.00	70.00	72.44
20	Vanaspathi (Dalda)	Kg.	54.00	54.00	54.00	54.00	53.50	54.00	54.00	54.00	54.00	54.00	54.00	56.40	54.16
21	Coconut without husk	100 nos	616.00	622.50	622.50	608.00	610.00	620.00	623.00	640.00	637.50	648.00	662.50	676.00	632.17

Palakkad (50 Items contd...)

1	2	3	4	5	6	7	8	9	10	11	12	13	14	15	16
E.	SPICES AND CONDIMENTS														
22	Corriander	Kg.	32.60	30.50	33.00	32.00	29.50	30.00	28.00	29.75	33.00	30.00	30.00	28.80	30.60
23	Chillies dry	Kg.	58.00	54.50	40.00	36.80	35.00	36.25	40.00	39.00	41.25	45.00	45.00	40.80	42.63
24	Onion small	Kg.	9.60	8.88	8.88	12.00	13.50	17.50	12.00	10.13	10.00	12.20	15.50	11.20	11.78
25	Tamarind without seeds loose	Kg.	20.00	20.00	21.50	20.00	20.50	23.00	24.00	40.00	40.00	49.00	50.00	48.80	31.40
26	Cuminseed	Kg.	100.00	100.00	95.00	113.00	110.00	110.00	110.00	110.00	110.00	106.00	100.00	104.00	105.67
27	Mustard	Kg.	34.60	35.00	38.75	35.00	35.00	32.50	30.00	30.00	30.00	30.00	30.00	32.00	32.74
28	Methy	Kg.	34.60	35.00	35.00	35.00	35.00	35.00	35.00	35.00	31.50	28.40	30.00	30.00	33.29
29	Turmeric	Kg.	50.00	50.00	50.00	46.00	40.00	40.00	40.00	40.00	40.00	40.00	40.00	40.00	43.00
30	Garlic	Kg.	44.00	41.00	40.00	44.00	40.00	40.00	40.00	40.00	40.00	40.00	38.00	31.40	39.87
F.	TUBERS														
31	Chennai	Kg.	11.20	10.25	11.50	13.60	13.75	13.25	9.40	8.50	7.50	7.40	9.00	8.20	10.30
32	Tapioca Raw	Kg.	5.20	5.00	5.00	6.00	5.50	5.25	5.20	5.00	5.00	5.00	5.25	5.00	5.20
33	Potato	Kg.	8.80	9.00	8.00	9.40	12.00	12.25	11.40	11.50	10.50	10.80	11.50	9.40	10.38
34	Colocassia	Kg.	12.00	11.00	12.00	14.00	18.25	19.00	17.40	14.25	13.25	15.00	14.25	11.40	14.32
35	Beetroot	Kg.	8.80	8.25	7.50	7.80	12.00	11.00	10.20	8.00	7.00	7.40	11.00	11.00	9.16
36	Carrot	Kg.	10.80	9.50	9.50	11.60	16.25	21.50	17.20	11.00	9.50	10.80	14.50	16.40	13.21
G.	FRUITS AND VEGETABLES														
37	Onion big	Kg.	13.00	10.75	7.50	7.20	7.50	8.00	7.80	8.50	8.00	7.80	7.75	7.00	8.40
38	Bringal	Kg.	9.60	8.75	7.50	8.00	8.00	10.00	8.60	9.50	8.50	11.40	16.75	10.80	9.78
39	Pumpkin	Kg.	5.60	5.50	5.25	5.00	4.75	5.00	4.00	4.50	4.50	4.80	5.25	5.00	4.93
40	Cucumber	Kg.	8.00	7.00	6.25	5.40	5.50	6.25	5.20	6.25	7.50	7.60	5.50	5.20	6.30

Palakkad (50 Items contd...)

1	2	3	4	5	6	7	8	9	10	11	12	13	14	15	16
41	Ladies Finger	Kg.	10.00	9.00	10.75	12.80	14.00	12.50	6.60	7.00	8.50	10.00	11.50	10.80	10.29
42.(1)	Beans English	Kg.	10.80	11.00	12.50	20.80	22.50	10.50	11.40	13.50	11.50	10.80	11.00	11.20	13.13
(2)	Beans Nadan country peas	Kg.	9.20	9.00	8.75	9.80	13.00	10.00	6.00	11.50	11.50	12.40	11.75	9.20	10.18
43	Cabbage	Kg.	7.40	5.50	6.00	6.00	6.25	7.00	6.20	7.75	8.50	7.60	9.50	7.40	7.09
44	Bittergourd	Kg.	12.00	10.50	10.00	11.20	11.00	14.00	10.80	10.25	10.00	12.40	11.50	12.40	11.34
45	Ash gourd	Kg.	5.80	5.50	5.50	5.80	4.75	4.00	3.80	5.00	3.50	3.80	3.75	4.20	4.62
46	Snake gourd	Kg.	7.40	6.50	6.00	7.60	7.75	8.50	8.40	7.75	5.50	8.60	10.00	8.40	7.70
47	Tomatto	Kg.	8.80	7.25	6.25	5.00	11.50	18.25	12.40	12.25	5.00	8.40	10.00	7.00	9.34
48	Chillies green	Kg.	12.00	10.00	11.50	18.40	16.00	14.00	18.20	17.00	14.00	11.60	15.00	14.60	14.36
49	Banana green	Kg.	13.40	13.25	13.50	12.20	15.50	17.25	17.40	17.50	14.25	13.40	12.50	10.40	14.21
50	Plantain green	Kg.	7.80	8.50	7.25	8.20	8.00	7.75	7.60	8.00	7.25	6.80	7.75	7.20	7.68

District wise Monthly Average Retail Prices of Essential Commodities (50 Items)

Malappuram

Sl. No.	Name of Commodity	Unit	JAN	FEB	MAR	APR	MAY	JUN	JUL	AUG	SEP	OCT	NOV	DEC	AVG
1	2	3	4	5	6	7	8	9	10	11	12	13	14	15	16
A.	CEREALS														
i.(1)	Rice (Red) Open Market														
a.	Matta	Kg.	13.62	13.50	13.40	13.42	13.60	13.70	13.60	13.50	13.38	13.16	13.00	13.00	13.41
b.	Nadan	Kg.													
c.	Chamba	Kg.	12.50	12.50	12.50	12.50	12.85	12.95	12.78	12.80	12.80	12.84	12.95	12.78	12.73
d.	Punja	Kg.													
e.	Culture	Kg.													
f.	Rose	Kg.													
g.	Masoori	Kg.													
(ii)	Rice (white) open market														
a.	Andhra Vella	Kg.	11.48	11.30	11.15	11.20	11.80	11.95	11.88	11.65	11.50	11.52	11.95	11.56	11.58
b.	Chamba Vella	Kg.													
c.	Mysore Vella	Kg.	11.41	11.28	11.06	11.15	11.71	11.90	11.84	11.58	11.50	11.56	11.85	11.54	11.53
d.	Nepal Vella	Kg.													
e.	Palakkadan Jaya	Kg.	12.04	11.90	11.55	11.61	12.38	12.50	12.50	12.33	12.15	12.04	12.43	12.14	12.13
B.	PULSES														
2	Green gram	Kg.	26.40	26.38	25.63	26.10	27.00	27.25	27.00	27.25	27.38	27.30	27.00	27.10	26.81
3	Greengram dhall	Kg.	28.20	28.13	27.75	27.40	28.00	28.50	27.80	27.88	28.00	28.00	28.00	28.10	27.98

Malappuram (50 Items contd...)

1	2	3	4	5	6	7	8	9	10	11	12	13	14	15	16
4.(1)	Black gram split w/o husk	Kg	25.60	26.13	26.13	25.50	25.63	25.63	25.70	26.50	26.50	28.00	28.00	28.40	26.48
(2)	Black gram split with husk	Kg	22.30	22.63	22.63	23.10	23.25	23.13	23.10	23.88	23.75	24.60	24.88	26.50	23.64
5	Redgram	Kg.	22.20	22.13	21.63	20.90	21.50	19.63	18.30	18.00	17.75	17.60	18.00	18.00	19.64
6	Dhall(Tur)	Kg	32.90	32.50	32.00	31.80	32.38	33.75	34.20	36.63	37.88	36.90	34.00	30.40	33.78
7	Bengalgram Bold	Kg	26.90	27.00	25.13	24.20	24.63	24.88	24.80	25.50	25.63	25.80	26.13	26.10	25.56
8	Bengalgram small	Kg	22.30	22.00	21.75	21.10	21.38	21.50	21.60	22.00	22.00	21.70	22.00	22.00	21.78
9	Peas Dhall	Kg.	18.50	18.88	19.13	19.00	19.00	19.25	19.50	20.88	21.25	21.10	21.00	20.30	19.81
C.	OTHER FOOD ITEMS														
10	Sugar(O.M)	Kg.	13.62	15.43	15.00	15.90	16.19	16.44	16.28	16.84	16.95	16.59	16.70	17.69	16.13
11	Palmgur	Kg.	22.40	22.50	21.75	22.60	23.00	24.00	24.40	24.00	23.00	23.60	26.50	25.40	23.60
12	Canegur	Kg.	16.90	16.63	16.88	18.80	21.63	23.50	20.30	23.38	21.50	23.20	27.50	20.00	20.85
13	Milk (Cow's)	Ltr.	14.00	14.00	14.00	14.00	14.00	14.00	14.00	14.00	14.00	14.00	14.00	14.00	14.00
14.(1)	Egg Hen's(Nadan)	Dozen													
(2)	Egg Hen's (White lagon)	Dozen	19.32	16.20	14.40	14.88	17.25	17.40	17.88	18.00	17.85	18.24	19.20	18.96	17.47
D.	OIL AND OIL SEEDS														
15	Coconut oil	Kg	69.10	68.75	68.19	66.00	68.06	73.81	72.50	75.88	74.19	74.60	76.44	77.60	72.09
16	Groundnut oil	Kg	59.50	59.75	59.39	58.20	57.75	59.50	58.75	57.75	59.94	61.80	65.19	64.20	60.14
17	Refined oil (Postman)	Kg.	72.50	72.50	72.50	72.50	72.50	72.50	72.50	72.50	72.50	72.50	72.50	72.50	72.50
18	Gingelly oil	Kg.	64.25	66.31	69.00	68.60	64.63	62.63	60.30	58.88	59.13	61.55	64.88	66.45	63.88
19	Mustard oil	Kg													
20	Vanaspathi (Dalda)	Kg.	48.50	49.00	50.75	51.00	50.38	50.38	49.50	51.00	52.75	53.30	52.00	49.70	50.69
21	Coconut without husk	100 nos	504.00	498.75	500.00	480.00	492.50	530.00	520.00	550.00	535.00	534.00	543.75	558.00	520.50

Malappuram (50 Items contd...)

1	2	3	4	5	6	7	8	9	10	11	12	13	14	15	16
E.	SPICES AND CONDIMENTS														
22	Coriander	Kg.	36.40	35.25	33.38	30.50	29.00	29.75	29.30	30.00	30.00	28.80	28.00	29.60	30.83
23	Chillies dry	Kg.	52.60	49.50	45.50	38.00	36.00	36.50	37.20	38.00	38.00	38.00	37.75	37.60	40.39
24	Onion small	Kg.	10.00	10.13	10.88	13.70	15.00	20.00	14.60	12.88	12.63	14.40	17.75	13.60	13.80
25	Tamarind without seeds loose	Kg.	20.40	21.00	22.75	26.80	28.00	32.25	36.00	37.50	46.25	49.00	39.50	39.20	33.22
26	Cuminseed	Kg.	85.00	85.00	85.00	85.10	85.00	85.00	85.00	87.50	88.25	90.00	90.00	90.00	86.74
27	Mustard	Kg.	28.50	30.00	30.00	28.00	27.00	27.25	27.00	27.00	27.00	27.00	27.50	28.00	27.85
28	Methy	Kg.	22.80	23.00	23.00	23.00	22.88	23.00	22.40	22.00	22.00	21.80	22.00	22.00	22.49
29	Turmeric	Kg.	44.00	44.00	43.25	39.40	37.50	38.25	38.80	38.25	38.00	40.00	40.00	39.60	40.09
30	Garlic	Kg.	33.00	36.50	32.00	26.00	25.75	26.00	28.00	29.00	32.00	30.80	28.00	30.00	29.75
F.	TUBERS														
31	Chenai	Kg.	10.60	13.25	14.75	14.20	15.25	14.25	11.60	10.00	9.50	9.20	10.50	9.00	11.84
32	Tapioca Raw	Kg.	5.00	5.00	5.00	5.10	5.13	5.00	5.00	5.25	5.50	5.50	5.50	5.90	5.24
33	Potato	Kg.	10.00	8.50	8.25	9.00	11.50	11.75	12.00	11.75	10.50	10.80	12.00	10.40	10.54
34	Colocassia	Kg.	12.00	12.25	13.00	13.20	17.00	16.00	11.80	10.00	10.00	10.00	11.00	10.00	12.19
35	Beetroot	Kg.	9.60	8.00	8.00	8.00	8.00	10.50	10.40	9.50	8.50	8.00	9.50	10.00	9.00
36	Carrot	Kg.	10.80	8.25	8.50	11.60	14.50	19.50	18.20	13.00	12.00	11.60	14.75	15.20	13.16
G.	FRUITS AND VEGETABLES														
37	Onion big	Kg.	12.40	10.75	8.25	8.00	8.00	8.25	8.00	9.50	8.50	7.80	8.25	8.10	8.82
38	Bringal	Kg.	9.20	8.25	7.00	7.00	7.00	8.00	9.60	8.50	9.50	9.20	12.50	10.60	8.86
39	Pumpkin	Kg.	5.80	6.25	6.25	6.40	6.25	6.00	5.40	4.75	4.25	5.60	6.25	5.80	5.75
40	Cucumber	Kg.	6.00	5.50	5.75	5.40	7.50	8.75	6.00	5.50	7.00	7.00	6.00	5.40	6.32

Malappuram (50 Items contd...)

1	2	3	4	5	6	7	8	9	10	11	12	13	14	15	16
41	Ladies Finger	Kg.	9.20	8.50	12.00	14.00	15.25	12.00	8.40	9.50	9.25	10.80	12.50	11.20	11.05
42(1)	Beans English	Kg.	10.00	11.00	14.25	16.60	22.50	11.00	10.40	14.00	12.00	10.80	12.50	12.00	13.09
(2)	Beans Nandan country peas	Kg.	13.20	12.75	12.25	13.80	17.00	10.50	9.20	15.00	13.00	16.40	14.25	11.80	13.26
43	Cabbage	Kg.	7.40	7.00	6.25	7.00	6.50	6.50	6.40	7.50	8.00	7.60	8.00	7.40	7.13
44	Bittergourd	Kg.	11.60	10.00	10.50	11.20	12.00	17.00	13.00	11.75	11.00	12.00	12.50	13.20	12.15
45	Ash gourd	Kg.	8.40	7.50	6.50	6.60	6.00	6.00	6.00	5.00	4.75	5.40	5.25	5.80	6.10
46	Snake gourd	Kg.	6.00	5.75	6.00	6.00	8.00	10.00	6.80	6.50	6.00	7.80	7.25	6.80	6.91
47	Tomatto	Kg.	9.60	7.25	6.50	6.00	10.50	15.25	10.40	12.50	6.00	8.80	12.00	9.20	9.50
48	Chillies green	Kg.	12.50	11.25	11.50	15.60	12.75	13.25	15.40	15.75	12.00	11.20	17.75	13.60	13.55
49	Banana green	Kg.	12.20	12.88	11.75	12.10	15.00	16.25	15.30	16.50	15.00	12.40	11.38	8.80	13.30
50	Plantain green	Kg.	7.80	9.25	9.50	9.60	10.00	10.50	10.00	10.00	10.00	10.00	9.50	8.00	9.51

District wise Monthly Average Retail Prices of Essential Commodities (50 Items)

Kozhikode

Sl. No.	Name of Commodity	Unit	JAN	FEB	MAR	APR	MAY	JUN	JUL	AUG	SEP	OCT	NOV	DEC	AVG
1	2	3	4	5	6	7	8	9	10	11	12	13	14	15	16
A.	CEREALS														
1.(i)	Rice (Red) Open Market														
a.	Matta	Kg.	15.10	13.88	14.00	14.00	14.00	14.00	14.00	14.00	13.75	13.00	13.00	13.20	13.83
b.	Nadan	Kg.													
c.	Chamba	Kg.	16.50	16.50	16.50	16.50	16.50	16.50	16.50	16.50	16.50	16.50	16.00	16.00	16.42
d.	Punja	Kg.													
e.	Culture	Kg.													
f.	Rosc	Kg.													
g.	Masoori	Kg.													
(ii)	Rice (white) open market														
a.	Andhra Vella	Kg.	12.50	12.50	12.50	12.50	12.50	12.50	12.50	12.50	13.00	13.50	13.50	13.50	12.79
b.	Chamba Vella	Kg.													
c.	Mysore Vella	Kg.													
d.	Nepal Vella	Kg.													
e.	Palakkadan Jaya	Kg.													
B.	PULSES														
2	Green gram	Kg.	33.60	34.00	34.00	32.40	32.00	32.00	32.00	30.50	28.50	28.00	28.50	30.40	31.33
3	Greengram dhal	Kg.	36.00	35.50	34.00	34.00	34.00	34.00	32.40	32.00	30.00	30.00	30.00	31.60	32.79

Kozhikode (50 Items contd...)

1	2	3	4	5	6	7	8	9	10	11	12	13	14	15	16
4.(1)	Black gram split w/o husk	Kg	26.80	28.00	28.00	28.00	28.00	28.00	28.40	30.00	30.00	30.00	30.00	30.00	28.77
(2)	Black gram split with husk	Kg													
5	Redgram	Kg	22.60	20.00	20.00	19.20	19.00	19.00	16.60	16.00	16.00	16.80	18.50	19.00	18.56
6	Dhall(Tur)	Kg	36.00	35.00	35.00	34.00	34.00	34.00	34.20	35.00	35.75	35.60	35.00	33.20	34.73
7	Bengalgram Bold	Kg	30.80	30.00	27.00	27.00	27.00	27.00	31.00	32.00	32.00	32.00	32.00	32.80	30.05
8	Bengalgram small	Kg	30.40	28.00	28.50	28.00	28.00	28.00	28.00	28.00	28.00	28.00	28.00	28.00	28.24
9	Peas Dhall	Kg	20.00	20.00	20.00	20.00	20.00	20.00	20.00	20.00	19.50	20.00	20.00	20.00	19.96
C.	OTHER FOOD ITEMS														
10	Sugar(O.M)	Kg	14.10	15.50	15.50	16.00	16.50	16.88	16.44	17.38	17.00	17.00	17.00	18.10	16.45
11	Palmgur	Kg	30.00	30.00	30.00	30.00	30.00	30.00	30.00	30.00	30.00	30.00	30.00	30.00	30.00
12	Canegur	Kg	18.20	19.00	18.50	20.60	22.75	24.75	22.20	24.25	23.50	24.60	27.50	22.20	22.34
13	Milk (Cow's)	Ltr.	14.00	14.00	14.00	14.00	14.00	14.00	14.00	14.00	14.00	14.00	14.00	14.00	14.00
14.(1)	Egg Hen's (Nadan)	Dozen		36.00	36.00							36.00	36.00	36.00	36.00
(2)	Egg Hen's (White lagon)	Dozen	20.00	15.75	14.50	15.80	18.25	18.25	18.60	19.00	18.00	19.40	21.00	20.00	18.21
D.	OIL AND OIL SEEDS														
15	Coconut oil	Kg	65.60	66.50	65.50	64.40	66.75	70.00	69.60	72.25	69.25	70.40	74.25	73.40	68.99
16	Groundnut oil	Kg	68.00	68.00	68.00	68.00	65.00	65.00	65.00	65.00	65.00	65.00	65.00	65.00	66.00
17	Refined oil (Postman)	Kg	97.00	97.00	97.00	97.00	97.00	94.50	87.00	82.00	82.00	82.80	86.00	86.00	90.44
18	Gingelly oil	Kg	67.20	68.00	69.50	69.60	68.00	64.75	60.60	60.00	61.50	64.00	65.50	66.20	65.40
19	Mustard oil	Kg	84.00	84.00	84.00	84.00	84.00	84.00	84.00	84.00	84.00	84.00	84.00	82.50	83.88
20	Vanaspathi (Dalda)	Kg	49.00	49.50	50.50	51.00	50.25	50.00	49.40	50.50	52.75	52.40	51.25	50.40	50.58
21	Coconut without husk	100 nos	548.00	550.00	557.50	552.00	570.00	597.50	560.00	577.50	547.50	555.00	562.50	570.00	562.29

Kozhikode (50 Items contd...)

1	2	3	4	5	6	7	8	9	10	11	12	13	14	15	16
E.	SPICES AND CONDIMENTS														
22	Corriander	Kg.	36.00	36.00	34.50	32.60	32.00	32.00	32.00	32.25	32.75	30.80	30.00	30.00	32.58
23	Chillies dry	Kg.	55.80	46.25	38.25	34.60	34.00	36.00	36.80	37.25	38.00	38.00	38.00	37.60	39.21
24	Onion small	Kg.	12.00	11.75	12.25	14.60	17.50	20.25	12.60	11.75	14.50	15.60	20.75	16.00	14.96
25	Tamarind without seeds loose	Kg.	26.00	28.00	32.00	34.40	36.00	40.00	40.00	43.50	52.50	55.80	51.25	49.20	40.72
26	Cuminseed	Kg.	130.00	130.00	130.00	130.00	130.00	130.00	130.00	130.00	130.00	130.00	130.00	130.00	130.00
27	Mustard	Kg.	35.00	35.00	35.00	35.00	35.00	35.00	35.00	31.25	30.00	30.00	30.00	30.00	33.02
28	Methy	Kg.	30.00	30.00	30.00	30.00	30.00	30.00	27.00	25.00	25.00	25.00	25.00	25.00	27.67
29	Turmeric	Kg.	45.00	45.00	45.00	45.00	45.00	45.00	45.00	45.00	45.00	45.00	45.00	45.00	45.00
30	Garlic	Kg.	35.00	43.75	37.50	30.00	30.00	30.00	30.00	30.00	30.00	33.00	35.00	31.00	32.94
F.	TUBERS														
31	Chenai	Kg.	15.00	18.00	18.00	19.20	23.00	16.67	13.20	12.00	12.00	11.60	12.00	12.00	15.22
32	Tapioca Raw	Kg.	6.00	6.00	6.25	7.00	6.88	6.13	6.00	6.38	6.13	6.50	6.75	7.00	6.42
33	Potato	Kg.	8.80	7.50	7.25	9.20	11.00	11.00	12.00	10.75	9.00	9.20	11.50	9.60	9.73
34	Colocassia	Kg.	15.00	15.00	15.00	18.00		20.00	20.00		15.75	16.40	16.50	14.80	16.65
35	Beetroet	Kg.	13.80	10.00	9.00	11.40	15.00	15.75	13.20	12.25	11.00	11.80	16.75	15.80	12.98
36	Carrot	Kg.	11.20	10.00	11.00	14.00	19.00	22.25	17.80	14.25	11.00	13.00	18.50	20.00	15.17
G.	FRUITS AND VEGETABLES														
37	Onion big	Kg.	12.80	11.25	8.00	8.00	8.00	8.25	8.00	9.25	9.00	8.80	8.25	8.00	8.97
38	Bringal	Kg.	8.80	8.50	8.00	8.80	10.00	9.00	9.60	11.25	10.00	12.00	14.50	13.00	10.29
39	Pumpkin	Kg.	8.00	8.00	8.00	8.80	8.00	8.00	8.00	7.75	7.75	8.00	9.00	8.00	8.11
40	Cucumber	Kg.	9.40	7.50	7.25	7.40	11.50	10.50	7.60	7.50	9.75	10.00	8.50	6.20	8.59

Kozhikode (50 Items contd...)

	1	2	3	4	5	6	7	8	9	10	11	12	13	14	15	16
39	Localies Finger	Kg	12.80	11.00	14.25	17.60	19.00	14.25	9.20	11.50	12.75	15.20	16.25	14.40	14.02	
40	Beans French	Kg	11.20	12.50	16.50	25.60	29.50	12.00	10.80	15.50	12.00	12.80	14.25	14.40	15.59	
41	Beans French variety peas	Kg	10.80	11.50	11.00	16.80	11.00	8.00	8.80	11.25	10.00	12.80	13.00	10.00	10.75	
42	Carrots	Kg	7.00	6.00	6.50	7.00	8.50	8.00	8.00	9.50	9.25	8.20	9.75	8.40	8.01	
43	Buttergourd	Kg	16.20	15.00	15.75	15.00	19.50	19.50	18.20	17.75	15.00	16.80	16.50	17.40	16.88	
44	ash gourd	Kg	11.20	10.00	9.50	10.40	9.00	8.00	8.00	8.00	7.00	7.40	7.25	8.00	8.65	
45	Snake gourd	Kg	9.20	8.00	8.00	9.80	12.00	13.00	11.20	10.50	9.00	11.80	10.00	9.60	10.18	
46	Tomato	Kg	11.40	6.25	6.00	6.00	14.25	17.25	13.80	14.25	7.00	9.60	12.00	9.60	10.67	
48	Chillies green	Kg	16.40	14.25	14.00	20.60	17.50	13.00	17.20	19.75	13.75	12.80	15.75	16.60	15.97	
49	Chillies red	Kg	15.00	15.00	13.00	13.40	16.75	17.00	19.40	19.75	17.25	15.00	13.75	10.00	15.44	
50	Chillies green	Kg	10.00	10.00	10.50	12.00	12.00	12.00	12.00	10.25	10.25	10.00	10.00	12.00	10.92	

District wise Monthly Average Retail Prices of Essential Commodities (50 Items)

Wayanad

Sl. No.	Name of Commodity	Unit	JAN	FEB	MAR	APR	MAY	JUN	JUL	AUG	SEP	OCT	NOV	DEC	AVG
1	2	3	4	5	6	7	8	9	10	11	12	13	14	15	16
A.	CEREALS														
1.(1)	Rice (Red) Open Market														
a.	Matta	Kg.	13.00	13.50	13.50	13.50	13.50	13.50	13.50	13.50	13.50	13.50	13.50	13.50	13.46
b.	Nadan	Kg.													
c.	Chamba	Kg.													
d.	Punja	Kg.													
e.	Culture	Kg.													
f.	Rose	Kg.	14.00	14.50	14.50	14.50	14.50	14.50	14.50	14.50	14.50	14.50	14.50	14.50	14.46
g.	Masoori	Kg.													
(ii)	Rice (white) open market														
a.	Andhra Vella	Kg.	12.50	13.50	13.50	13.50	13.50	13.50	13.50	13.50	13.50	13.50	13.88	14.00	13.49
b.	Chamba Vella	Kg.													
c.	Mysore Vella	Kg.	13.50	13.50	13.50	13.50	13.50	13.50	13.50	13.50	13.50	13.50	13.63	13.50	13.51
d.	Nepal Vella	Kg.													
e.	Palakkadan Jaya	Kg.	13.00	13.00	13.00	13.00	13.00	13.00	13.00	13.00	13.00	13.00	13.38	13.50	13.07
B.	PULSES														
2	Green gram	Kg.	25.20	24.75	25.00	25.00	25.00	26.50	27.00	26.50	26.25	25.80	26.00	26.00	25.75
3	Greengram dhall	Kg.	29.20	29.50	30.00	30.00	30.00	31.00	30.00	30.00	30.25	30.20	30.00	30.00	30.01

Wayanad (50 Items contd...)

1	2	3	4	5	6	7	8	9	10	11	12	13	14	15	16
4.(1)	Black gram split w/o husk	Kg	24.60	24.75	25.00	25.00	25.00	25.00	25.00	26.00	27.00	27.40	28.00	28.00	25.90
(2)	Black gram split with husk	Kg													
5	Redgram	Kg.	19.60	19.75	20.00	19.60	20.00	20.00	19.60	16.00	16.00	16.00	17.50	18.00	18.50
6	Dhall(Tur)	Kg	33.80	32.75	32.00	30.80	30.00	30.25	31.00	34.25	35.75	37.00	34.50	34.40	33.04
7	Bengalgram Boid	Kg	25.20	25.00	25.00	25.00	25.00	25.00	25.00	25.00	25.25	26.00	26.00	27.00	25.37
8	Bengalgram small	Kg	24.00	24.00	24.00	24.00	24.00	24.00	24.00	24.00	24.00	24.00	24.75	26.00	24.23
9	Peas Dhall	Kg.	26.00	26.00	26.00	26.00	26.00	26.00	25.80	25.00	25.00	25.20	25.25	25.00	25.60
C.	OTHER FOOD ITEMS														
10	Sugar(O.M)	Kg.	13.80	15.88	15.13	16.10	16.49	16.75	16.56	17.13	17.19	17.05	17.00	18.10	16.43
11	Palmgur	Kg.													
12	Canegur	Kg.	17.20	17.00	17.00	18.60	21.00	24.50	20.20	23.75	23.50	23.60	27.25	23.00	21.38
13	Milk (Cow's)	Ltr.	13.40	13.50	13.50	13.50	13.50	13.50	13.80	14.00	14.00	14.00	14.00	14.00	13.73
14.(1)	Egg hen's (Nadan)	Dozen	30.00	30.00	30.00	30.00	30.00	30.00	30.00	30.75	33.00	33.00	33.00	33.00	31.06
(2)	Egg Hen's (White lagon)	Dozen	20.32	16.85	14.40	16.56	18.75	18.75	18.48	18.90	18.75	19.20	20.40	20.16	18.46
D.	OIL AND OIL SEEDS														
15	Coconut oil	Kg	73.30	71.00	72.00	70.00	70.50	74.75	75.00	76.50	76.00	75.00	79.00	80.00	74.42
16	Groundnut oil	Kg													
17	Refined oil (Postman)	Kg.													
18	Gingelly oil	Kg.	68.00	68.00	68.00	68.00	68.00	68.00	63.20	62.00	63.00	64.40	67.00	68.00	66.30
19	Mustard oil	Kg													
20	Vanaspathi (Dalda)	Kg.	49.80	52.50	53.00	53.00	53.25	54.00	54.00	54.00	53.00	52.00	53.50	54.00	53.00
21	Coconut without husk	100 nos	850.00	850.00	850.00	850.00	850.00	850.00	850.00	850.00	837.50	800.00	787.50	850.00	839.58

Wayanad (50 Items contd....)

	2	3	4	5	6	7	8	9	10	11	12	13	14	15	16
F	SPICES AND CONDIMENTS														
22	Coriander	Kg.	37.80	36.00	35.50	33.60	32.00	31.50	30.00	30.00	30.00	29.40	29.00	29.00	31.98
23	Chillies dry	Kg.	52.80	54.00	48.00	41.20	38.00	38.00	38.00	38.00	38.00	38.00	38.00	38.00	41.67
24	Onion small	Kg.	13.00	12.00	12.00	14.80	14.50	19.25	14.40	9.50	8.00	12.20	20.50	17.20	13.95
25	Tamarind without seeds loose	Kg.	26.00	30.50	31.25	25.00	28.00	29.50	34.00	34.00	43.25	49.20	47.25	44.40	35.20
26	Cuminseed	Kg.	100.00	100.00	100.00	100.00	100.00	100.00	100.00	100.00	100.00	100.00	100.00	100.00	100.00
27	Mustard	Kg.	32.60	35.00	35.00	35.00	32.00	32.00	32.00	32.00	32.00	31.20	31.50	32.00	32.69
28	Meny	Kg.	28.00	28.00	28.00	28.00	28.00	28.00	28.00	23.00	24.00	24.00	25.50	26.00	26.54
29	Fennene	Kg.	60.00	60.00	60.00	60.00	60.00	60.00	60.00	60.00	60.00	60.00	60.00	60.00	60.00
30	Garlic	Kg.	26.80	36.25	37.50	28.00	25.00	28.00	27.00	25.00	25.00	25.00	25.00	25.00	27.80
G	TUBERS														
31	Cassia	Kg.	12.00	15.67	15.50	17.00	19.50	18.67	14.40	12.00	10.00	10.00	10.00	11.60	13.89
32	Cajon, Raw	Kg.	5.00	4.50	5.00	5.00	4.50	4.25	4.10	4.75	5.50	6.00	6.38	5.80	5.06
33	Potato	Kg.	10.00	10.00	8.50	9.60	10.50	12.00	12.00	12.00	10.50	10.00	12.00	12.00	10.76
34	Cowpeas	Kg.	10.50	12.00	12.00	12.00	14.00	12.00	12.00	12.50	13.67	14.33	14.25	12.00	12.60
35	Peas	Kg.	10.00	10.00	8.00	8.80	10.00	10.50	11.60	10.50	10.00	11.00	10.00	12.80	10.27
36	Carrot	Kg.	13.60	12.00	12.00	12.80	20.50	22.00	22.80	19.00	14.50	14.20	17.75	18.80	16.66
H	FRUITS AND VEGETABLES														
37	Chillong	Kg.	12.60	12.75	9.50	8.80	8.00	8.00	8.00	9.00	9.00	7.20	8.50	8.00	9.11
38	Bamgal	Kg.	11.60	10.00	10.00	10.00	10.00	10.00	11.20	11.00	10.00	10.40	11.50	12.00	10.64
39	Pumpkin	Kg.	7.80	7.00	7.00	7.80	8.00	8.00	8.00	7.75	8.50	7.20	8.00	7.80	7.74
40	Cucumber	Kg.	9.20	9.50	8.00	8.40	8.50	8.50	8.00	8.00	8.50	9.60	9.50	8.00	8.64
41	Ladies Finger	Kg.	12.00	12.00	12.00	12.00	13.75	12.50	12.00	12.50	10.50	12.80	12.00	12.00	12.17

Wayanad (50 Items contd...)

1	2	3	4	5	6	7	8	9	10	11	12	13	14	15	16
42.(1)	Beans English	Kg.	11.20	13.00	14.00	20.00	23.00	11.00	10.80	14.00	12.00	12.00	11.50	12.00	13.71
(2)	Beans Nadan country peas	Kg.	11.60	13.33	12.00	13.00	13.67	11.50	10.80	18.00	12.00	14.80	13.00	13.40	13.09
43	Cabbage	Kg.	8.00	8.00	7.25	7.20	7.25	8.00	8.00	8.50	10.00	8.40	8.00	8.00	8.05
44	Bittergourd	Kg.	11.60	12.00	12.00	12.00	12.00	17.00	15.80	17.75	13.50	16.80	12.00	12.80	13.77
45	Ash gourd	Kg.	7.20	9.00	8.50	8.00	8.00	8.00	8.00	7.75	8.00	8.00	6.50	7.60	7.88
46	Snake gourd	Kg.	10.00	10.00	10.00	10.40	12.00	11.50	10.00	10.50	10.00	10.40	11.50	10.00	10.53
47	Tomatto	Kg.	9.40	5.75	5.50	5.80	11.50	16.50	10.40	13.00	7.75	9.20	10.00	10.00	9.57
48	Chillies green	Kg.	14.00	14.25	15.00	17.60	17.50	14.50	16.40	20.75	14.75	14.00	14.50	15.00	15.69
49	Banana green	Kg.	11.60	12.00	11.00	10.80	13.00	13.50	13.60	12.50	11.00	10.00	10.00	9.20	11.52
50	Plantain green	Kg.	8.00	8.00	8.00	9.60	10.00	12.00	10.40	10.00	10.00	10.00	10.00	10.00	9.67

District wise Monthly Average Retail Prices of Essential Commodities (50 Items)

Kannur

Sl. No.	Name of Commodity	Unit	JAN	FEB	MAR	APR	MAY	JUN	JUL	AUG	SEP	OCT	NOV	DEC	AVG
1	2	3	4	5	6	7	8	9	10	11	12	13	14	15	16
A.	CEREALS														
1.(1)	Rice (Red) Open Market														
a.	Matta	Kg.													
b.	Nadan	Kg.													
c.	Chamba	Kg.													
d.	Punja	Kg.													
e.	Culture	Kg.													
f.	Rose	Kg.	13.50	13.50	13.00	13.00	13.00	13.50	13.50	13.50	13.50	13.50	13.50	13.50	13.38
g.	Massoori	Kg.													
(ii)	Rice (white) open market														
a.	Andhra Vella	Kg.													
b.	Chamba Vella	Kg.													
c.	Mysore Vella	Kg.													
d.	Nepal Vella	Kg.													
e.	Palakkadan Jaya	Kg.													
B.	PULSES														
2	Green gram	Kg.	28.00	28.00	28.00	28.00	30.00	30.00	28.20	28.00	28.00	28.00	28.00	28.00	28.35
3	Greengram dhall	Kg.	34.00	34.00	34.00	34.00	34.00	34.00	34.00	34.00	34.00	34.00	34.00	34.00	34.00

Kannur (50 Items contd...)

1	2	3	4	5	6	7	8	9	10	11	12	13	14	15	16
4.(1)	Black gram split w/o husk	Kg	27.00	27.00	27.00	27.00	27.00	27.00	27.00	27.00	27.00	27.00	27.00	27.00	27.00
(2)	Black gram split with husk	Kg													
5	Redgram	Kg.	24.60	23.75	24.00	23.20	22.00	22.00	20.40	20.00	20.00	20.00	20.00	20.00	21.66
6	Dhall(Tur)	Kg	36.00	35.25	35.00	35.00	35.00	35.25	36.00	36.00	38.25	39.00	39.00	37.20	36.41
7	Bengalgram Bold	Kg	28.00	28.00	28.00	28.00	28.00	28.00	28.00	28.00	28.00	28.00	28.00	28.00	28.00
8	Bengalgram small	Kg	26.00	26.00	26.00	26.00	26.00	26.00	26.00	26.00	26.00	26.00	26.00	26.00	26.00
9	Peas Dhall	Kg.	24.00	24.00	24.00	24.00	24.00	24.00	24.00	24.00	24.00	24.00	24.00	24.00	24.00
C.	OTHER FOOD ITEMS														
10	Sugar(O.M)	Kg.	13.80	15.65	15.25	16.05	16.50	16.50	16.42	17.27	17.25	17.00	17.00	18.20	16.41
11	Palmgur	Kg.													
12	Canegur	Kg.	16.80	17.00	17.25	18.70	21.00	23.00	20.00	23.25	22.50	23.00	27.63	20.80	20.91
13	Milk (Cows)	Ltr.	15.00	15.00	15.00	15.00	15.00	15.00	14.00	14.00	14.00	14.00	14.00	14.00	14.50
14.(1)	Egg Hen's (Nadan)	Dozen	33.00	30.15	27.00	26.40	26.60	27.00	30.00	30.60	31.20	31.20	33.00	33.00	29.93
(2)	Egg Hen's (White lagon)	Dozen	18.84	14.25	13.20	14.16	16.60	17.05	17.04	18.00	17.10	18.00	19.20	18.84	16.86
D.	OIL AND OIL SEEDS														
15	Coconut oil	Kg	64.80	68.75	67.25	65.40	66.33	71.00	70.00	73.25	69.75	70.40	72.50	72.00	69.29
16	Groundnut oil	Kg	75.00	75.00	71.97	73.63	73.63	71.98	71.43	70.61	70.33	70.33	71.98	73.62	72.46
17	Refined oil (Postman)	Kg.													
18	Gingelly oil	Kg.	70.00	71.42	73.08	73.63	72.89	71.42	70.32	65.93	65.93	70.00	70.00	70.00	70.39
19	Mustard oil	Kg	87.91	87.91	87.91	87.91	87.91	87.91	87.25	84.61	84.61	84.61	84.61	87.54	86.72
20	Vanaspathi (Dalda)	Kg.	57.97	57.97	57.97	57.97	57.97	57.97	57.97	61.47	62.64	62.64	62.64	62.64	59.82
21	Coconut without husk	100 nos	574.00	593.75	600.00	600.00	600.00	610.00	610.00	610.00	602.50	600.00	600.00	600.00	600.02

Kannur (50 Items contd...)

1	2	3	4	5	6	7	8	9	10	11	12	13	14	15	16
E.	SPICES AND CONDIMENTS														
22	Corriander	Kg.	40.00	38.00	37.00	33.20	30.00	30.00	30.40	32.00	30.50	30.00	30.00	30.00	32.59
23	Chillies dry	Kg.	62.00	57.00	48.00	45.60	42.00	42.00	44.80	45.00	45.00	44.60	44.00	43.60	46.97
24	Onion small	Kg.	14.80	13.00	13.00	14.00	15.67	17.00	17.00	17.00	12.75	14.20	17.00	16.20	15.13
25	Tamarind without seeds loose	Kg.	26.00	28.50	28.00	28.00	28.00	37.50	40.00	40.00	52.00	55.00	51.25	48.80	38.59
26	Cuminseed	Kg.	130.00	130.00	130.00	130.00	130.00	130.00	130.00	130.00	130.00	130.00	130.00	130.00	130.00
27	Mustard	Kg.	30.00	31.00	32.00	32.00	32.00	32.00	32.00	32.00	32.00	32.00	32.00	32.00	31.75
28	Methy	Kg.	28.00	29.00	30.00	30.00	30.00	30.00	30.00	30.00	30.00	30.00	30.00	30.00	29.75
29	Turmeric	Kg.	48.00	48.00	48.00	48.00	48.00	48.00	48.00	48.00	48.00	48.00	48.00	48.00	48.00
30	Garlic	Kg.	30.00	35.00	35.00	25.00	25.00	25.00	25.00	25.00	25.00	26.20	28.00	28.00	27.68
F.	TUBERS														
31	Chennai	Kg.	14.00	15.00	14.00	16.60	18.67	19.00	12.80	12.00	12.00	12.00	12.00	12.00	14.17
32	Tapioca Raw	Kg.	6.00	6.00	6.00	6.00	6.00	6.00	6.00	6.00	6.00	6.00	6.13	6.50	6.05
33	Potato	Kg.	10.00	8.75	8.00	9.40	12.00	11.50	11.20	11.50	10.25	10.80	12.00	11.80	10.60
34	Colocassia	Kg.	13.20	14.00	15.50	19.20	22.00	22.00	19.80	20.50	19.00	17.20	15.50	14.00	17.66
35	Beetroot	Kg.	10.80	10.00	10.00	10.00	12.00	10.50	11.20	10.50	11.50	10.00	12.00	13.60	11.01
36	Carrot	Kg.	12.00	10.50	10.00	13.20	20.67	24.00	21.20	15.75	13.50	16.80	20.00	20.40	16.50
G.	FRUITS AND VEGETABLES														
37	Onion big	Kg.	11.70	9.88	7.50	7.00	7.17	7.50	7.50	8.13	8.13	7.70	7.75	7.70	8.14
38	Bringal	Kg.	12.00	11.00	11.00	10.00	11.33	10.50	10.40	11.50	13.00	14.20	17.50	17.60	12.50
39	Pumpkin	Kg.	8.00	8.00	8.00	8.00	8.00	8.50	8.00	8.00	8.00	8.00	9.00	8.00	8.13
40	Cucumber	Kg.	9.80	6.00	8.00	9.20	10.00	9.00	7.90	9.00	11.00	10.60	11.00	9.00	9.21

Kannur (50 Items contd...)

	1	2	3	4	5	6	7	8	9	10	11	12	13	14	15	16
41	Ladies finger		Kg.	12.00	11.50	13.00	15.60	17.33	15.00	10.60	11.00	12.00	14.40	15.00	14.40	13.49
42 (1)	Beans English		Kg.	13.20	13.75	15.50	20.00	25.33	13.75	13.60	17.00	14.00	15.00	14.50	14.80	15.87
(2)	Beans Nandan country peas		Kg.	15.60	15.50	11.00	18.00	20.00	20.00	15.20	21.50	18.00	20.40	20.00	19.60	17.90
43	Cabbage		Kg.	8.80	8.00	8.00	8.40	10.00	10.00	10.00	10.50	11.50	10.00	11.00	10.00	9.68
44	Bittergourd		Kg.	14.00	12.50	11.50	14.60	15.67	21.00	16.40	17.50	14.00	17.60	17.00	15.80	15.63
45	Ash gourd		Kg.	8.60	9.00	8.00	8.00	8.67	8.00	8.00	8.00	8.00	8.00	8.00	8.00	8.19
46	Snake gourd		Kg.	12.80	12.00	12.00	13.40	15.00	14.25	13.20	14.50	14.00	14.00	13.50	14.40	13.59
47	Tomatto		Kg.	7.60	4.75	4.00	4.60	10.67	13.75	9.20	12.25	6.25	8.00	7.75	7.80	8.05
48	Chillies green		Kg.	14.00	13.00	14.00	15.80	15.33	13.75	16.00	16.50	14.50	12.40	15.50	14.80	14.63
49	Banana green		Kg.	14.30	13.25	12.25	12.60	16.00	14.75	16.20	15.00	13.63	12.50	11.75	8.20	13.37
50	Plantain green		Kg.	7.60	8.00	8.00	8.80	9.00	9.25	10.00	8.25	8.00	7.60	7.25	6.60	8.20

District wise Monthly Average Retail Prices of Essential Commodities (50 Items)

Kasaragod

Sl. No.	Name of Commodity	Unit	JAN	FEB	MAR	APR	MAY	JUN	JUL	AUG	SEP	OCT	NOV	DEC	AVG
1	2	3	4	5	6	7	8	9	10	11	12	13	14	15	16
A.	CEREALS														
I.(1)	Rice (Red) Open Market														
a.	Matta	Kg.									11.50	12.00	12.00	12.00	11.83
b.	Nadan	Kg.	9.60												9.60
c.	Chamba	Kg.												11.00	11.00
d.	Punja	Kg.													
e.	Culture	Kg.	11.00	11.00	11.00	11.04	11.20	11.50	11.50	11.50	11.63	12.00	12.00	12.00	11.45
f.	Rose	Kg.	10.59	10.60	10.60	10.84	11.00	11.40	11.40	11.40	11.43	11.50	11.50	11.50	11.15
g.	Massoori	Kg.													
(ii)	Rice (white) open market														
a.	Andhra Vella	Kg.													
b.	Chamba Vella	Kg.													
c.	Mysore Vella	Kg.													
d.	Nepal Vella	Kg.													
e.	Palakkadan Jaya	Kg.	10.00	10.00	9.63	9.50	9.25	9.00	10.00	10.00	10.00	10.00	10.50	10.50	9.86
B.	PULSES														
2	Green gram	Kg.	28.40	27.50	29.50	28.40	28.00	30.00	28.80	28.00	26.50	27.20	26.00	26.40	27.89
3	Greengram dhall	Kg.	30.00	30.00	31.50	32.00	32.00	32.00	32.00	32.00	32.00	32.00	31.00	30.00	31.38

Kasaragod (50 Items contd...)

1	2	3	4	5	6	7	8	9	10	11	12	13	14	15	16
4.(1)	Black gram split w/o husk	Kg	26.00	26.00	27.50	28.00	28.00	28.00	28.00	28.00	28.00	28.00	29.00	28.80	27.78
(2)	Black gram split with husk	Kg													
5	Redgram	Kg.	25.00	25.00	25.00	25.00	25.00	25.00	24.80	24.00	24.00	24.00	24.00	24.00	24.57
6	Dhall(Tur)	Kg	32.00	34.50	34.75	33.20	36.00	34.75	33.40	36.50	36.00	35.80	37.00	35.60	34.96
7	Bengalgram Bold	Kg	25.40	25.50	25.00	24.40	25.00	28.00	28.00	26.00	26.00	26.00	26.00	26.00	25.94
8	Bengalgram small	Kg	25.00	22.00	22.00	22.00	22.00	23.00	24.00	24.00	24.00	24.00	24.00	24.00	23.33
9	Peas Dhall	Kg.	28.40	30.00	29.50	28.40	30.00	30.00	32.80	32.00	30.50	30.00	30.00	30.00	30.13
C.	OTHER FOOD ITEMS														
10	Sugar(O.M)	Kg.	13.50	15.06	14.95	15.51	16.06	16.13	16.05	16.88	17.13	16.60	16.50	17.25	15.97
11	Palmgur	Kg.													
12	Canegur	Kg.	15.00	15.00	15.00	17.60	21.25	22.00	20.80	21.25	22.25	20.60	21.00	18.80	19.21
13	Milk (Cow's)	Ltr.	14.00	14.00	14.00	14.00	14.00	14.00	14.00	14.00	14.00	14.00	14.00	14.00	14.00
14.(1)	Egg Hen's(Nadan)	Dozen	33.36	33.45	33.45	33.00	33.00	33.00	33.00	33.00	33.00	34.20	36.00	35.52	33.67
(2)	Egg Hen's (White lagon)	Dozen	19.56	15.45	14.40	14.88	18.00	18.00	18.24	19.05	18.45	19.20	20.40	19.80	17.95
D.	OIL AND OIL SEEDS														
15	Coconut oil	Kg	74.00	72.00	73.50	71.80	72.50	77.25	77.00	78.00	77.00	77.00	77.00	79.60	75.55
16	Groundnut oil	Kg													
17	Refined oil (Postman)	Kg.													
18	Gingelly oil	Kg.	91.20	92.50	90.00	90.00	90.00	90.00	90.00	90.00	90.00	90.00	90.00	90.00	90.31
19	Mustard oil	Kg													
20	Vanaspathi (Dalda)	Kg.	48.00	50.00	50.00	50.00	50.00	50.00	52.00	51.00	50.00	50.80	50.00	50.00	50.15
21	Coconut without husk	100 nos	700.00	700.00	700.00	700.00	725.00	837.50	710.00	700.00	700.00	700.00	700.00	700.00	714.38

Kasaragod (50 Items contd...)

1	2	3	4	5	6	7	8	9	10	11	12	13	14	15	16
E.	SPICES AND CONDIMENTS														
22	Corriander	Kg.	40.00	40.00	40.00	40.00	40.00	35.00	35.00	32.75	34.25	32.00	32.00	32.00	36.08
23	Chillies dry	Kg.	60.00	59.50	58.75	51.40	52.00	52.00	54.60	48.50	47.00	46.40	50.00	52.00	52.68
24	Onion small	Kg.	18.40	17.00	17.00	17.20	18.00	20.00	24.00	17.00	16.00	19.20	24.00	20.00	18.98
25	Tamarind without seeds loose	Kg.	25.60	28.00	30.00	30.40	31.00	35.00	34.40	38.00	40.25	54.40	52.00	50.00	37.42
26	Cuminseed	Kg.	115.00	115.00	110.00	110.00	110.00	110.00	113.00	110.00	113.75	117.00	115.00	115.00	112.81
27	Mustard	Kg.	30.00	30.00	30.00	30.00	30.00	30.00	30.00	30.00	30.00	30.00	30.00	30.00	30.00
28	Methy	Kg.	30.00	30.00	30.00	30.00	30.00	30.00	30.00	30.00	30.00	30.00	30.00	30.00	30.00
29	Turmeric	Kg.	50.00	50.00	50.00	50.00	50.00	50.00	50.00	50.00	50.00	50.00	50.00	50.00	50.00
30	Garlic	Kg.	30.40	30.00	28.75	25.00	25.00	26.00	28.40	28.50	27.00	28.00	28.00	24.00	27.42
F.	TUBERS														
31	Chenai	Kg.	14.00	14.00	14.25	17.20	20.00	19.50	14.80	14.00	14.00	12.40	12.00	12.00	14.85
32	Tapioca Raw	Kg.	7.00	7.00	7.00	7.30	7.00	7.00	7.00	7.00	7.00	7.00	7.00	7.00	7.03
33	Potato	Kg.	9.60	8.00	8.00	9.20	11.00	12.00	11.60	10.50	10.50	10.40	12.00	10.80	10.30
34	Colocassia	Kg.	16.00	18.00	20.00	20.00	20.00	20.00	20.00	20.00	20.00	18.40	16.00	16.40	18.73
35	Beetroot	Kg.	10.00	8.00	9.00	9.60	11.00	12.00	12.00	11.50	10.00	10.40	12.00	13.20	10.73
36	Carrot	Kg.	12.40	11.00	10.50	12.80	19.00	24.50	22.00	18.00	15.50	16.40	19.50	20.00	16.80
G.	FRUITS AND VEGETABLES														
37	Onion big	Kg.	12.00	11.00	8.25	7.40	7.00	7.75	8.00	8.25	8.00	6.60	7.25	6.80	8.19
38	Bringal	Kg.	12.00	10.00	10.00	10.00	10.00	10.00	11.20	12.00	11.50	10.80	12.00	13.20	11.06
39	Pumpkin	Kg.	7.00	7.00	7.25	6.00	6.00	6.75	7.00	7.25	7.00	7.40	8.00	6.80	6.95
40	Cucumber	Kg.	8.00	7.00	5.75	6.40	8.00	7.75	6.80	8.00	9.00	10.00	8.50	7.20	7.70

Kasaragod (50 Items contd....)

1	2	3	4	5	6	7	8	9	10	11	12	13	14	15	16
41	Ladies Finger	Kg.	12.40	11.50	13.25	15.40	16.50	13.00	10.40	11.00	12.50	12.40	12.50	14.40	12.94
42.(1)	Beans English	Kg.	12.80	15.00	14.25	21.60	25.75	14.00	10.40	17.00	13.00	12.80	12.50	13.20	15.19
(2)	Beans Nadan country peas	Kg.	15.40	12.50	11.50	13.20	21.50	19.00	15.20	21.00	18.00	18.40	19.00	18.00	16.89
43	Cabbage	Kg.	8.40	8.00	8.00	8.00	8.50	8.50	8.00	8.50	9.50	10.00	10.00	8.00	8.62
44	Bittergourd	Kg.	17.60	17.00	19.00	20.60	23.50	22.50	22.00	21.00	18.50	18.80	20.00	20.00	20.04
45	Ash gourd	Kg.	7.00	7.25	7.00	6.00	6.75	7.00	6.80	7.25	7.00	7.40	8.00	7.40	7.07
46	Snake gourd	Kg.	14.00	12.00	12.50	12.00	14.50	16.00	14.20	15.50	15.25	14.00	14.00	14.00	14.00
47	Tomatto	Kg.	9.40	5.00	5.50	6.00	11.50	15.00	11.00	13.50	7.75	9.40	10.00	8.80	9.40
48	Chillies green	Kg.	15.20	12.50	13.50	14.60	16.00	15.25	15.20	17.00	15.50	16.00	15.50	16.80	15.25
49	Banana green	Kg.	17.00	16.25	14.50	15.20	17.00	18.00	19.20	20.00	20.00	16.80	16.00	12.40	16.86
50	Plantain green	Kg.	15.00	12.50	12.00	12.80	14.25	15.00	15.00	16.00	16.00	15.80	16.00	16.00	14.70

District wise Yearly Average Retail Prices of Essential Commodities (50 Items)

Sl. No.	Name of Commodity	Unit	TVPM	KLM	PTA	ALP	KTM	IDKI	EKM	TCR	PKD	MLP	KKD	WYD	KNR	KGD	State AVG
1	2	3	4	5	6	7	8	9	10	11	12	13	14	15	16	17	18
A.	CEREALS																
1.(1)	Rice (Red) Open Market																
a.	Matta	Kg.	14.37	14.72	12.69	14.63	14.87	14.38	12.93	13.33	13.32	13.41	13.83	13.46		11.83	13.67
b.	Nadan	Kg.		15.04	13.15		13.74	14.89	13.07	12.65	12.79					9.60	13.12
c.	Chamba	Kg.	15.39	14.64				15.46		13.45		12.73	16.42			11.00	14.15
d.	Punja	Kg.						15.67									15.67
e.	Culture	Kg.					12.63	15.92		13.00						11.45	13.25
f.	Rose	Kg.		13.67	14.46	13.41	14.20		13.47	13.30				14.46	13.38	11.15	13.50
g.	Massoori	Kg.								12.91	11.57						12.24
(ii)	Rice (white) open market												12.50				12.50
a.	Andhra Vella	Kg.	14.03	13.83		12.85	13.75	14.19	13.19	12.36	12.43	11.58	12.79	13.49			13.14
b.	Chamba Vella	Kg.		13.88					12.93	12.60							13.14
c.	Mysore Vella	Kg.										11.53		13.51			12.52
d.	Nepal Vella	Kg.															
e.	Palakkadan Jaya	Kg.		13.44	14.22	12.92			13.00	12.05	12.08	12.13		13.07		9.86	12.53
B.	PULSES																
2	Green gram	Kg.	29.60	28.37	28.78	25.91	26.18	27.31	28.18	26.97	29.88	26.81	31.33	25.75	28.35	27.89	27.95
3	Greengram dhall	Kg.	27.97	29.29	37.39	28.20	28.92	32.56	27.94	29.92	31.96	27.98	32.79	30.01	34.00	31.38	30.74

District wise Yearly Average Retail Prices of Essential Commodities (50 Items)

1	2	3	4	5	6	7	8	9	10	11	12	13	14	15	16	17	18
4.(1)	Black gram split w/o husk	Kg	26.53	31.42	27.13	25.84	26.13	27.50	28.18	26.22	27.05	26.48	28.77	25.90	27.00	27.78	27.28
(2)	Black gram split with husk	Kg	25.21	25.00		23.31			29.53	23.79	24.62	23.64					25.01
5	Redgram	Kg.	19.16	20.66	19.90	19.56	20.42	21.78	19.70	19.48	22.96	19.64	18.56	18.50	21.66	24.57	20.47
6	Dhall(Tur)	Kg	37.27	36.43		34.94	33.43	34.79	36.25	32.41	35.30	33.78	34.73	33.04	36.41	34.96	34.90
7	Bengalgram Bold	Kg	27.36	26.58		24.47	26.19	26.10	26.74	26.98	27.86	25.56	30.05	25.37	28.00	25.94	26.71
8	Bengalgram small	Kg	32.48	26.93	26.54			24.00	25.04	22.52	25.53	21.78	28.24	24.23	26.00	23.33	25.55
9	Peas Dhall	Kg.	20.35	19.91	23.78	21.16	22.88	22.92	22.69	19.38	20.30	19.81	19.96	25.60	24.00	30.13	22.35
C.	OTHER FOOD ITEMS																
10	Sugar(O.M)	Kg.	17.14	16.79	16.50	16.40	16.57	16.64	16.52	16.61	16.30	16.13	16.45	16.43	16.41	15.97	16.49
11	Palmgur	Kg.	26.94	24.60	34.49	24.86	27.13	29.43	26.55	26.46	35.00	23.60	30.00				28.10
12	Cancgur	Kg.	21.88	21.62	21.25	18.49	21.10	20.69	22.05	22.47	22.96	20.85	22.34	21.38	20.91	19.21	21.23
13	Milk (Cow's)	Ltr.	14.00	14.00	14.00	14.00	14.00	14.00	14.00	14.00	14.00	14.00	14.00	13.73	14.50	14.00	14.02
14.(1)	Egg Hen's (Nadan)	Doz		27.17	27.92	22.68	23.06	25.07	25.17	30.00			36.00	31.06	29.93	33.67	28.34
(2)	Egg Hen's (White lagon)	Doz	17.49	17.96	18.54	17.71	17.49	17.96	17.55	16.94	17.18	17.47	18.21	18.46	16.86	17.95	17.70
D.	OIL AND OIL SEEDS																
15	Coconut oil	Kg	73.22	72.54	71.76	70.80	70.92	72.09	70.66	69.54	71.51	72.09	68.99	74.42	69.29	75.55	71.67
16	Groundnut oil	Kg	60.05	74.23	74.69	65.00	84.36		70.07	69.09	61.32	60.14	66.00		72.46		68.85
17	Refined oil (Postman)	Kg.	88.88	86.38	85.85	90.35			90.44	89.46	72.47	72.50	90.44				85.19
18	Gingelly oil	Kg.	72.73	91.33	73.34	60.20	67.13	68.40	63.56	69.72	65.83	63.88	65.40	66.30	70.39	90.31	70.61
19	Mustard oil	Kg	82.39	84.00	77.13		83.30	80.00	84.21	64.33	72.44		83.88		86.72		79.84
20	Vanaspathi (Dalda)	Kg.	52.64	53.56	55.10	56.07	55.25	54.22	50.43	49.96	54.16	50.69	50.58	53.00	59.82	50.15	53.26
21	Coconut without husk	100 nos	653.23	717.92	799.58	669.54	681.52	779.71	722.79	636.46	632.17	520.50	562.29	839.58	600.02	714.38	680.69

District wise Yearly Average Retail Prices of Essential Commodities (50 Items)

1	2	3	4	5	6	7	8	9	10	11	12	13	14	15	16	17	18
E.	SPICES AND CONDIMENTS																
22	Corriander	Kg.	30.87	30.33	30.57	29.82	34.67	35.70	37.23	30.39	30.60	30.83	32.58	31.98	32.59	36.08	32.45
23	Chillies dry	Kg.	46.35	39.48	45.80	40.39	44.58	46.80	44.99	42.25	42.63	40.39	39.21	41.67	46.97	52.68	43.87
24	Onion small	Kg.	14.69	12.23	12.50	12.06	12.46	12.94	13.61	13.99	11.78	13.80	14.96	13.95	15.13	18.98	13.79
25	Tamarind without seeds loose	Kg.	30.25	33.08	36.07	31.33	30.44	30.37	33.63	30.62	31.40	33.22	40.72	35.20	38.59	37.42	33.74
26	Cuminseed	Kg.	124.38	106.08	105.79	94.56	104.72	122.35	117.50	99.63	105.67	86.74	130.00	100.00	130.00	112.81	110.02
27	Mustard	Kg.	37.69	35.15	35.41	27.73	29.13	33.43	31.35	30.25	32.74	27.85	33.02	32.69	31.75	30.00	32.01
28	Methy	Kg.	28.00	30.21	29.32	24.73	26.15	34.75	28.73	29.46	33.29	22.49	27.67	26.54	29.75	30.00	28.65
29	Turmeric	Kg.	60.00	47.56	56.58	44.72	50.00	61.15	45.69	42.08	43.00	40.09	45.00	60.00	48.00	50.00	49.56
30	Garlic	Kg.	33.63	37.30	32.12	25.46	33.71	34.04	42.44	29.85	39.87	29.75	32.94	27.80	27.68	27.42	32.43
F.	TUBERS																
31	Chennai	Kg.	12.55	11.99	12.64	13.19	11.15	11.43	11.87	11.74	10.30	11.84	15.22	13.89	14.17	14.85	12.63
32	Tapioca Raw	Kg.	5.00	6.12	6.00	5.25	6.16	5.65	6.23	5.97	5.20	5.24	6.42	5.06	6.05	7.03	5.81
33	Potato	Kg.	11.70	11.18	11.46	10.69	10.56	11.48	12.48	10.69	10.38	10.54	9.73	10.76	10.60	10.30	10.90
34	Colocassia	Kg.	12.25	18.15	16.10	15.65	17.46	13.20	11.65	16.44	14.32	12.19	16.65	12.60	17.66	18.73	15.22
35	Beetroot	Kg.	9.67	11.32	12.80	12.94	11.15	11.68	10.98	9.31	9.16	9.00	12.98	10.27	11.01	10.73	10.93
36	Carrot	Kg.	15.43	15.14	15.95	15.36	12.61	13.96	13.08	12.08	13.21	13.16	15.17	16.66	16.50	16.80	14.65
G.	FRUITS AND VEGETABLES																
37	Onion big	Kg.	10.05	8.87	9.95	8.86	8.58	9.93	9.63	9.04	8.40	8.82	8.97	9.11	8.14	8.19	9.04
38	Bringal	Kg.	10.56	12.28	13.45	12.08	12.83	12.78	9.67	8.57	9.78	8.86	10.29	10.64	12.50	11.06	11.10
39	Pumpkin	Kg.	7.13	5.73	7.74	7.60	6.22	8.13	5.85	6.72	4.93	5.75	8.11	7.74	8.13	6.95	6.91
40	Cucumber	Kg.	7.68	6.60	8.83	7.91	7.81	8.65	7.66	7.63	6.30	6.32	8.59	8.64	9.21	7.70	7.82

District wise Yearly Average Retail Prices of Essential Commodities (50 Items)

1	2	3	4	5	6	7	8	9	10	11	12	13	14	15	16	17	18
41	Ladies Finger	Kg.	10.78	10.99	12.64	12.23	11.40	12.06	10.43	11.56	10.29	11.05	14.02	12.17	13.49	12.94	11.86
42.(1)	Beans English	Kg.	16.91	19.54	20.40	16.97	15.83	16.39	14.61	14.56	13.13	13.09	15.59	13.71	15.87	15.19	15.84
(2)	Beans Nadan country peas	Kg.	10.08	13.90	24.00		19.80	11.20	11.26	8.45	10.18	13.26	10.75	13.09	17.90	16.89	13.90
43	Cabbage	Kg.	8.15	10.04	10.90	10.04	8.95	10.30	8.75	8.78	7.09	7.13	8.01	8.05	9.68	8.62	8.89
44	Bittergourd	Kg.	16.25	16.99	17.33	16.52	15.53	14.78	14.01	14.43	11.34	12.15	16.88	13.77	15.63	20.04	15.40
45	Ash gourd	Kg.	7.99	5.77	7.69	7.64	6.69	7.27	6.44	7.00	4.62	6.10	8.65	7.88	8.19	7.07	7.07
46	Snake gourd	Kg.	12.95	10.25	12.53	11.56	10.02	11.12	9.58	9.71	7.70	6.91	10.18	10.53	13.59	14.00	10.76
47	Tomatto	Kg.	11.13	11.89	13.82	11.75	10.64	11.68	9.37	9.22	9.34	9.50	10.67	9.57	8.05	9.40	10.43
48	Chillies green	Kg.	14.86	13.83	16.49	17.05	12.75	17.09	12.70	14.23	14.36	13.55	15.97	15.69	14.63	15.25	14.89
49	Banana green	Kg.	17.26	15.44	16.29	16.63	16.48	15.16	16.40	17.18	14.21	13.30	15.44	11.52	13.37	16.86	15.40
50	Plantain green	Kg.	11.30	10.27	8.79	10.01	9.93	10.53	9.08	10.17	7.68	9.51	10.92	9.67	8.20	14.70	10.05

District Wise Monthly Average Retail Prices of Essential Commodities (20 Items)

Thiruvananthapuram

Sl. No.	Name of Commodity	Unit	JAN	FEB	MAR	APR	MAY	JUN	JUL	AUG	SEP	OCT	NOV	DEC	AVG
1	2	3	4	5	6	7	8	9	10	11	12	13	14	15	16
1	Tobacco	Kg.	35.00	35.00	35.00	35.00	35.00	35.00	35.00	35.00	35.00	35.00	35.00	37.00	35.17
2. (a)	Areca nut	100 nos.	50.00	50.00	55.00	58.00	80.00	95.00	100.00	83.75	52.50	42.00	37.50	40.00	61.98
(b)	Betel Leaves	100 nos	29.00	20.00	23.75	10.60	6.75	11.50	13.00	21.25	19.25	15.00	18.75	33.00	18.49
3	Mutton Without bones	Kg.	160.00	160.00	158.75	160.00	160.00	160.00	160.00	160.00	160.00	160.00	165.00	180.00	161.98
4. (a)	Salt Iodized Powder	500 gm	3.60	2.25	2.25	2.25	4.50	2.81	2.25	3.38	2.25	2.25	2.25	2.25	2.69
(b)	Salt Crystal loose	Kg	2.00	2.00	2.00	2.00	2.00	2.00	2.00	2.38	2.00	2.00	2.13	2.50	2.08
(c)	Salt Packet	Kg	2.50	2.50	2.50	2.50	2.50	2.50	2.50	2.13	2.63	2.60	2.63	3.00	2.54
5	Tea Kannan Devan (Packet)	500 gm	71.60	72.00	72.00	72.00	72.00	72.00	72.00	73.00	72.00	72.00	72.50	74.00	72.26
6	Coffee Brook Bond Gr. L	500 gm	69.00	69.00	69.00	69.00	69.00	69.00	69.00	69.00	69.00	69.00	69.00	69.00	69.00
7	Baby Food Amul	Kg	138.00	138.00	138.00	137.20	138.00	138.00	138.00	138.00	138.00	138.00	138.00		137.93
8	Mundu (Mull)	Each	65.00	65.00	65.00	65.00	65.00	65.00	65.00	65.00	65.00	65.00	65.00	65.00	65.00
9	Washing Soda	Kg	18.00	18.00	18.00	18.00	18.00	18.00	18.00	18.00	18.00	18.00	18.00	18.00	18.00
10	Washing Soap														
(a)	Washing Soap Sunlight	1/2 bar													
(b)	Washing Soap 501	1/2 bar	8.00	8.00	8.00	8.00	8.00	8.00	8.00	8.00	8.00	8.00	8.00	8.00	8.00
(c)	Washing Soap(Chavi)	1/2 bar													
11	Toilet Soap (Lux)	Each 100gm	12.00	12.00	12.25	12.60	13.00	13.00	13.00	13.00	13.00	13.00	13.00	13.00	12.74

Thiruvananthapuram (20 Items Contd..)

1	2	3	4	5	6	7	8	9	10	11	12	13	14	15	16
12	Tooth Paste Colgate	100gm tube	25.00	25.00	25.00	25.00	25.00	25.00	25.00	25.00	25.00	25.00	25.00	25.00	25.00
13	Razor Blade														
(a)	Razor Blade Topaz	5 nos	6.00	6.00	6.00	6.00	6.00	6.00	6.00	6.00	6.00	6.00	6.00	6.00	6.00
(b)	Razor Blade Ashok	5 nos													
(c)	Razor Blade Silver Prin	5 nos													
(d)	Razor Blade Swish	5 nos	5.00	5.00	5.00	5.00	5.00	5.00	5.00	5.00	5.00	5.00	5.25	6.00	5.10
14	Tablets Crocin	2 tabs	1.70	1.70	1.70	1.70	1.70	1.70	1.70	1.70	1.70	1.71	1.71	1.75	1.71
15	Electric Bulb														
(a)	Electric Bulb Philips	Each (40Wt)	11.00	11.00	11.00	11.00	11.00	11.00	11.00	11.00	11.00	11.00	11.00	11.00	11.00
(b)	Electric Bulb Mysore Lamp	Each (40Wt)													
16	Torch Battery Eveready	Each	10.00	10.00	10.00	10.00	10.00	10.00	10.00	10.00	10.00	10.00	10.00	10.00	10.00
17	Paper	24 sheets	10.00	10.00	10.00	10.00	10.00	10.00	10.00	10.00	10.00	10.00	10.00	10.00	10.00
18	Firewood Split														
(a)	Firewood split Rubber	Quintal	200.00	200.00	200.00	200.00	200.00	200.00	200.00	200.00	200.00	200.00	200.00	200.00	200.00
(b)	Firewood split Sawmill	Quintal													
(c)	Firewood split Tamarind	Quintal													
(d)	Firewood split Local	Quintal													

Thiruvananthapuram (20 Items Contd..)

1	2	3	4	5	6	7	8	9	10	11	12	13	14	15	16
19.(i)	Cement Ord. paper bag														
(a)	Cement ord. paper bag Ramco	Each	169.80	166.50	163.25	176.20	185.00	182.00	180.60	176.75	168.00	158.20	147.00	170.20	170.29
(b)	Cement ord. paper bag Sanker	Each	181.00	173.75	171.50	182.00	190.00	190.00	189.00	181.75	174.50	165.00	148.00	172.40	176.58
(c)	Cement ord. paper bag Chettinad	Each													
(d)	Cement ord. paper bag ACC	Each													
(e)	Cement ord. paper bag Malabar	Each													
(ii)	Cement ord. poly bag														
(a)	Cement ord. poly bag Ramco	Each	164.80	161.50	158.25	171.20	180.00	177.00	175.60	170.50	163.00	152.80	138.25	165.20	164.84
(b)	Cement ord. poly bag Sanker	Each	176.00	168.75	166.50	178.20	185.00	185.00	184.00	175.50	169.50	160.00	143.00	167.40	171.57
(c)	Cement ord. poly bag Chettinad	Each													
(d)	Cement ord. poly bag ACC	Each													
(e)	Cement ord. poly bag Malabar	Each													
20	Steel 10 mm.	Kg.	23.06	23.50	26.70	27.00	27.60	27.43	27.60	27.88	27.63	27.50	27.65	27.80	26.78

Kollam

Sl. No.	Name of Commodity	Unit	JAN	FEB	MAR	APR	MAY	JUN	JUL	AUG	SEP	OCT	NOV	DEC	AVG
1	2	3	4	5	6	7	8	9	10	11	12	13	14	15	16
1	Tobacco	Kg.	30.00	28.25	29.75	30.00	30.00	26.25	25.00	25.00	25.00	25.00	25.00	25.00	27.02
2.(a)	Areca nut	100 nos.	39.00	46.25	43.75	48.00	57.50	55.00	76.00	65.00	52.50	50.00	40.00	40.00	51.08
(b)	Betel Leaves	100 nos	31.00	25.88	28.25	22.20	15.75	19.25	27.20	32.00	27.75	24.60	21.25	32.40	25.63
3	Mutton Without bones	Kg.	150.00	150.00	150.00	150.00	150.00	150.00	150.00	150.00	150.00	154.00	160.00	160.00	152.00
4.(a)	Salt Iodised Powder	500 gm	2.50	2.50	2.50	2.50	2.50	2.50	2.50	2.50	2.50	2.50	2.50	2.50	2.50
(b)	Salt Crystal loose	Kg									2.00	2.00	2.00	2.00	2.00
(c)	Salt Packet	Kg	2.50	2.50	2.50	2.50	2.50	2.50	2.50	2.50	2.50	2.50	2.50	2.50	2.50
5	Tea Kannan Devan (Packet)	500 gm	72.00	72.00	72.00	72.00	72.00	72.00	72.00	72.00	72.00	72.40	73.00	73.00	72.20
6	Coffee Brook Bond Gr. L	500 gm	68.60	69.00	69.00	69.00	69.00	69.00	69.00	69.00	69.00	69.00	69.00	69.00	68.97
7	Baby Food Amul	Kg	138.00	138.00	138.00	138.00	138.00	138.00	138.00	138.00	138.00	138.00	138.00	138.00	138.00
8	Mundu(Mull)	Each	68.40	68.40	68.40	68.40	68.40	68.40	68.40	68.40	68.40	68.40	68.40	68.40	68.40
9	Washing Soda	Kg	18.00	18.00	18.00	18.00	18.00	18.00	18.00	18.00	18.00	18.00	18.00	18.00	18.00
10	Washing Soap														
(a)	Washing Soap Sunlight	1/2 bar													
(b)	Washing Soap 501	1/2 bar	8.00	8.00	8.00	8.00	8.00	8.00	8.00	8.00	8.00	8.00	8.00	8.00	8.00
(c)	Washing Soap Chavi	1/2 bar													

Kollam (20 Items Contd..)

1	2	3	4	5	6	7	8	9	10	11	12	13	14	15	16
11	Toilet Soap Lux	Each 100gm	12.50	12.50	12.50	12.50	12.50	12.50	12.50	12.75	13.00	13.00	13.00	13.00	12.69
12	Tooth Paste Colgate	100gm tube	25.00	25.00	25.00	25.00	25.00	25.00	25.00	25.00	25.00	25.00	25.00	25.00	25.00
13	Razor Blade														
(a)	Razor Blade Topaz	5 nos	6.00	6.00	6.00	6.00	6.00	6.00	6.00	6.00	6.00	6.00	6.00	6.00	6.00
(b)	Razor Blade Ashok	5 nos													
(c)	Razor Blade Silver Prin	5 nos													
(d)	Razor Blade Swish	5 nos	6.00	6.00	6.00	6.00	6.00	6.00	6.00	6.00	6.00	6.00	6.00	6.00	6.00
14	Tablets Crocin	2 tabs	1.60	1.60	1.60	1.60	1.60	1.60	1.60	1.60	1.70	1.70	1.70	1.70	1.63
15	Electric Bulb														
(a)	Electric Bulb Philips	Each (40Wt)	11.00	11.00	11.00	11.00	11.00	11.00	11.00	11.00	11.00	11.00	11.00	11.00	11.00
(b)	Electric Bulb Mysore Lamp	Each (40Wt)													
16	Torch Battery Eveready	Each	8.00	8.00	8.00	8.00	8.00	8.00	8.00	8.00	8.00	8.00	8.00	8.00	8.00
17	Paper	24 sheets	20.00	20.00	20.00	20.00	20.00	20.00	10.00	20.00	20.00	20.00	20.00	20.00	19.17
18	Firewood Split														
(a)	Firewood split Rubber	Quintal	160.00	160.00	170.00	181.00	180.00	180.00	180.00	180.00	180.00	180.00	180.00	180.00	175.92
(b)	Firewood split Sawmill	Quintal													
(c)	Firewood split Tamarind	Quintal													
(d)	Firewood split Local	Quintal													

Kollam (20 Items Contd..)

I	2	3	4	5	6	7	8	9	10	11	12	13	14	15	16
19.(i)	Cement Ord. paper bag														
(a)	Cement ord. paper bag Ramco	Each	176.50	168.50	161.75	173.00	185.00	181.25	180.80	175.88	165.50	162.70	138.88	162.50	169.35
(b)	Cement ord. paper bag Sanker	Each	176.50	168.50	161.75	173.00	185.00	181.25	180.80	175.88	165.50	162.70	138.88	162.50	169.35
(c)	Cement ord. paper bag Chettinad	Each													
(d)	Cement ord. paper bag ACC	Each													
(e)	Cement ord. paper bag Malabar	Each													
(ii)	Cement ord. poly bag														
(a)	Cement ord. poly bag Ramco	Each													
(b)	Cement ord. poly bag Sanker	Each													
(c)	Cement ord. poly bag Chettinad	Each													
(d)	Cement ord. poly bag ACC	Each													
(e)	Cement ord. poly bag Malabar	Each													
20	Steel 10 mm.	Kg.	22.10	22.98	24.25	25.90	27.45	25.28	27.24	27.30	27.48	27.88	27.88	29.60	26.28

Pathanamthitta

Sl. No.	Name of Commodity	Unit	JAN	FEB	MAR	APR	MAY	JUN	JUL	AUG	SEP	OCT	NOV	DEC	AVG
1	2	3	4	5	6	7	8	9	10	11	12	13	14	15	16
1	Tobacco	Kg.	45.00	45.00	45.00	45.00	45.00	45.00	45.00	44.00	45.00	45.00	45.00	45.00	44.92
2.(a)	Areca nut	100 nos.	25.00	36.25	52.50	66.00	88.75	100.00	100.00	87.50	55.00	47.00	33.75	41.00	61.06
(b)	Betel Leaves	100 nos.	33.20	21.25	30.00	15.60	11.00	16.75	28.80	31.50	26.25	22.00	18.75	34.00	24.09
3	Mutton Without bones	Kg.	140.00	140.00	140.00	140.00	140.00	140.00	140.00	142.50	150.00	150.00	150.00	150.00	143.54
4.(a)	Salt Iodised Powder	500 gm	2.75	2.75	2.75	2.75	2.75	2.75	2.75	2.75	2.75	2.60	2.50	2.50	2.70
(b)	Salt Cystal loose	Kg											2.00	2.00	2.00
(c)	Salt Packet	Kg	3.00	3.00	3.00	3.00	3.00	3.00	3.00	3.00	3.00	2.70	2.50	2.50	2.89
5	Tea Kannan Devan (Packet)	500 gm	72.00	72.00	72.00	72.00	72.00	72.00	70.40	70.00	70.00	70.00	71.50	73.00	71.41
6	Coffee Brook Bond Gr. L	500 gm	62.00	62.00	62.00	62.00	62.00	68.00	68.40	68.00	68.00	68.60	69.00	69.00	65.75
7	Baby Food Amul	Kg	140.00	140.00	140.00	140.00	140.00	140.00	140.00	140.00	150.00	140.00			141.00
8	Mundu(Mull)	Each	47.00	47.00	47.00	47.00	47.00	47.00	47.00	47.00	47.00	47.00	47.00	47.00	47.00
9	Washing Soda	Kg	18.00	19.00	21.00	21.00	21.00	21.00	21.00	21.00	21.00	21.00	21.00	23.40	20.78
10	Washing Soap														
(a)	Washing Soap Sunlight	1/2 bar													
(b)	Washing Soap 501	1/2 bar	8.00	8.00	8.00	8.00	8.00	8.00	8.00	8.00	8.00	8.00	8.00	8.00	8.00
(c)	Washing Soap Chavi	1/2 bar													

Pathanamthitta (20 Items Contd..)

1	2	3	4	5	6	7	8	9	10	11	12	13	14	15	16
11	Toilet Soap Lux	Each 100gm	12.50	12.50	12.50	12.50	12.50	12.50	12.50	12.75	13.00	13.00	13.00	13.00	12.69
12	Tooth Paste Colgate	100gm tube	25.00	25.00	25.00	25.00	25.00	25.00	25.00	25.00	25.00	25.00	25.00	25.00	25.00
13	Razor Blade														
(a)	Razor Blade Topaz	5 nos	6.00	6.00	6.00	6.00	6.00	6.00	5.20	5.00	5.00	5.00	5.00	5.00	5.52
(b)	Razor Blade Ashok	5 nos	5.00	5.00	5.00	5.00	5.00	5.00	5.00	5.00	5.00	5.00	5.00	5.00	5.00
(c)	Razor Blade Silver Prin	5 nos													
(d)	Razor Blade Swish	5 nos	5.00	5.00	5.00	5.00	5.00	5.00	5.00	5.00	5.00	5.00	5.00	5.00	5.00
14	Tablets Crocin	2 tabs	1.60	1.60	1.70	1.70	1.70	1.70	1.70	1.70	1.70	1.70	1.70	1.70	1.68
15	Electric Bulb														
(a)	Electric Bulb Philips	Each (40Wt)	11.00	11.00	10.00	10.00	10.00	10.00	10.00	10.00	10.00	10.00	10.00	10.00	10.17
(b)	Electric Bulb Mysore Lamp	Each (40Wt)													
16	Torch Battery Eveready	Each	8.00	8.00	8.00	8.00	8.00	8.00	8.00	8.00	8.00	8.00	8.00	8.00	8.00
17	Paper	24 sheets	9.00	9.00	9.00	9.00	9.00	9.00	9.00	9.00	9.00	9.00	9.00	9.00	9.00
18	Firewood Split														
(a)	Firewood split Rubber	Quintal	200.00	200.00	200.00	200.00	200.00	200.00	200.00	200.00	200.00	200.00	200.00	200.00	200.00
(b)	Firewood split Sawmill	Quintal	200.00	200.00	200.00	200.00	200.00	200.00	200.00	200.00	200.00	200.00	200.00	200.00	200.00
(c)	Firewood split Tamarind	Quintal													
(d)	Firewood split Local	Quintal													

Pathanamthitta (20 Items Contd..)

1	2	3	4	5	6	7	8	9	10	11	12	13	14	15	16
19.(i)	Cement Ord. paper bag														
(a)	Cement ord. paper bag Ramco	Each	169.40	162.25	158.25	177.00	179.25	175.50	173.80	165.50	155.75	147.80	135.75	167.20	163.95
(b)	Cement ord. paper bag Sanker	Each	169.40	162.25	158.25	177.00	179.25	175.50	173.80	165.50	155.75	147.80	135.75	167.20	163.95
(c)	Cement ord. paper bag Chettinad	Each													
(d)	Cement ord. paper bag ACC	Each													
(e)	Cement ord. paper bag Malabar	Each													
(ii)	Cement ord. poly bag														
(a)	Cement ord. poly bag Ramco	Each	164.40	157.25	153.25	172.00	174.25	170.50	168.80	160.50	150.75	142.80	130.75	162.20	158.95
(b)	Cement ord. poly bag Sanker	Each	164.40	157.25	153.25	172.00	174.25	170.50	168.80	160.50	150.75	142.80	130.75	162.20	158.95
(c)	Cement ord. poly bag Chettinad	Each													
(d)	Cement ord. poly bag ACC	Each													
(e)	Cement ord. poly bag Malabar	Each													
20	Steel 10 mm.	Kg.	22.66	23.18	25.66	26.24	26.45	24.15	27.06	27.13	26.10	26.70	26.75	26.32	25.70

Alappuzha

Sl. No.	Name of Commodity	Unit	JAN	FEB	MAR	APR	MAY	JUN	JUL	AUG	SEP	OCT	NOV	DEC	AVG
1	2	3	4	5	6	7	8	9	10	11	12	13	14	15	16
1	Tobacco	Kg.	40.00	40.00	40.00	40.00	40.00	40.00	40.00	40.00	40.00	40.00	40.00	40.00	40.00
2.(a)	Areca nut	100 nos.	42.00	53.00	53.00	53.00	73.00	91.75	95.00	76.75	50.50	51.00	41.75	37.00	59.81
(b)	Betel Leaves	100 nos	24.60	16.50	20.50	13.20	11.75	16.25	19.60	22.50	21.25	17.60	16.00	25.60	18.78
3	Mutton Without bones	Kg.	130.00	130.00	130.00	136.00	140.00	140.00	140.00	140.00	140.00	140.00	140.00	140.00	137.17
4.(a)	Salt Iodised Powder	500 gm	5.00	5.00	5.00	5.00	5.00	5.00	5.00	5.00	2.50	2.50	3.00	2.50	4.00
(b)	Salt Crystal loose	Kg													
(c)	Salt Packet	Kg	2.50	2.50	2.50	2.50	2.50	2.50	2.50	2.50	2.50	2.50	2.50	2.50	2.50
5	Tea Kannan Devan (Packet)	500 gm	70.00	70.00	70.00	70.00	70.00	70.00	70.00	70.00	70.00	70.40	71.50	72.00	70.33
6	Coffee Brook Bond Gr. L	500 gm	69.00	69.00	69.00	69.00	68.50	68.00	68.00	68.00	68.00	68.00	68.00	68.00	68.38
7	Baby Food Amul	Kg													
8	Mundu(Mull)	Each	49.00	49.00	49.00	49.00	49.00	49.00	49.00	49.00	49.00	49.00	49.00	49.00	49.00
9	Washing Soda	Kg	18.00	18.00	18.00	18.00	18.00	18.00	18.00	18.00	18.00	17.60	16.50	17.60	17.81
10	Washing Soap														
(a)	Washing Soap Sunlight	1/2 bar													
(b)	Washing Soap 501	1/2 bar	8.00	8.00	8.00	8.00	8.00	8.00	8.00	8.00	8.00	8.00	8.00	8.00	8.00
(c)	Washing Soap Chavi	1/2 bar													

Alappuzha (20 Items Contd..)

1	2	3	4	5	6	7	8	9	10	11	12	13	14	15	16
11	Toilet Soap Lux	Each 100gm	12.50	12.50	12.50	12.50	12.50	12.50	12.50	12.50	12.50	12.50	12.50	12.50	12.50
12	Tooth Paste Colgate	100gm tube	25.00	25.00	25.00	25.00	25.00	25.00	25.00	25.00	25.00	25.00	25.00	25.00	25.00
13	Razor Blade														
(a)	Razor Blade Topaz	5 nos	6.00	6.00	6.00	6.00	6.00	6.00	6.00	6.00	6.00	6.00	6.00	6.00	6.00
(b)	Razor Blade Ashok	5 nos	4.50	4.50	4.50	4.50	4.50	4.50	4.50	4.50	4.50	4.50	4.50	4.50	4.50
(c)	Razor Blade Silver Prin	5 nos													
(d)	Razor Blade Swish	5 nos	5.00	5.00	5.00	5.00	5.00	5.00	5.00	5.00	5.00	5.20	5.75	6.00	5.16
14	Tablets Crocin	2 tabs	1.62	1.62	1.62	1.62	1.62	1.62	1.62	1.62	1.62	1.62	1.62	1.62	1.62
15	Electric Bulb														
(a)	Electric Bulb Philips	Each (40Wt)	9.50	9.50	9.50	9.50	9.50	9.50	9.50	9.50	9.50	9.50	9.50	9.50	9.50
(b)	Electric Bulb Mysore Lamp	Each (40Wt)													
16	Torch Battery Eveready	Each	8.00	8.00	8.00	8.00	8.00	8.00	8.00	8.00	8.00	8.00	8.00	8.00	8.00
17	Paper	24 sheets	6.00	6.00	6.00	6.00	6.00	6.00	6.00	6.00	6.00	6.00	6.00	6.00	6.00
18	Firewood Split														
(a)	Firewood split Rubber	Quintal	220.00	220.00	226.00	230.00	230.00	230.00	230.00	230.00	230.00	230.00	230.00	230.00	227.17
(b)	Firewood split Sawmill	Quintal	180.00	180.00	186.00	190.00	190.00	190.00	190.00	190.00	190.00	190.00	190.00	190.00	187.17
(c)	Firewood split Tamarind	Quintal													
(d)	Firewood split Local	Quintal													

Alappuzha (20 Items Contd..)

1	2	3	4	5	6	7	8	9	10	11	12	13	14	15	16
19.(i)	Cement ord. paper bag														
(a)	Cement ord. paper bag Ramco	Each	176.00	172.50	167.50	183.00	185.00	185.00	185.00	182.50	168.75	158.00	142.50	171.00	173.06
(b)	Cement ord. paper bag Sanker	Each	176.00	172.50	167.50	183.00	185.00	185.00	185.00	182.50	168.75	158.00	142.50	172.00	173.15
(c)	Cement ord. paper bag Chettinad	Each	173.33	172.50	165.00	178.00	180.00	180.00	175.00	173.75	165.00	158.75	142.50	170.00	169.49
(d)	Cement ord. paper bag ACC	Each	179.20	177.50	172.50	185.00	185.00	185.00	181.00	178.75	169.50	164.20	150.00		175.24
(e)	Cement ord. paper bag Malabar	Each	174.00	172.50	167.50	179.00	181.25	178.75	175.00	173.75	166.25	161.00	145.00	170.00	170.33
(ii)	Cement ord. poly bag														
(a)	Cement ord. poly bag Ramco	Each	171.00	167.50	162.50	178.00	180.00	180.00	180.00	177.50	163.75	153.00	137.50	166.00	168.06
(b)	Cement ord. poly bag Sanker	Each	173.00	167.50	162.50	178.00	180.00	180.00	180.00	177.50	163.75	153.00	137.50	167.00	168.31
(c)	Cement ord. poly bag Chettinad	Each	168.33	167.50	160.00	173.00	175.00	175.00	170.00	168.75	160.00	153.75	137.50	165.00	164.49
(d)	Cement ord. poly bag ACC	Each	175.00	172.50	167.50	180.00	180.00	180.00	176.00	173.75	164.50	159.20	145.00		170.31
(e)	Cement ord. poly bag Malabar	Each	169.40	167.50	162.50	174.00	176.25	173.75	170.00	168.75	161.25	156.00	140.00	165.00	165.37
20	Steel 10 mm.	Kg.	23.00	23.75	25.65	26.56	27.30	25.58	26.80	27.98	27.35	27.02	27.00	27.00	26.25

Kottayam

Sl. No.	Name of Commodity	Unit	JAN	FEB	MAR	APR	MAY	JUN	JUL	AUG	SEP	OCT	NOV	DEC	AVG
1	2	3	4	5	6	7	8	9	10	11	12	13	14	15	16
1	Tobacco	Kg.	34.00	35.00	35.00	34.40	32.00	35.00	36.00	36.00	36.00	37.20	38.00	38.00	35.55
2.(a)	Areca nut	100 nos.	46.40	52.50	51.25	51.00	76.25	100.00	106.00	92.50	50.00	51.00	46.25	46.00	64.10
(b)	Betel Leaves	100 nos	31.00	22.13	30.00	25.00	14.40	14.40	19.60	31.25	28.13	25.40	22.00	32.40	24.64
3	Mutton Without bones	Kg.	160.00	160.00	160.00	160.00	160.00	160.00	150.00	150.00	150.00	150.00	150.00	150.00	155.00
4.(a)	Salt Iodised Powder	500 gm	3.00	3.00	3.00	3.00	3.00	3.00	3.00	3.00	3.00	3.00	3.00	3.00	3.00
(b)	Salt Crystal loose	Kg	2.50	2.50	2.50										2.50
(c)	Salt Packet	Kg	3.00	3.00	3.00	3.00	3.00	3.00	3.00	3.00	3.00	3.00	3.00	3.00	3.00
5	Tea Kannan Devan (Packet)	500 gm	72.00	72.00	72.00	72.00	72.00	72.00	72.00	72.00	72.00	72.00	72.00	72.20	72.02
6	Coffee Brook Bond Gr. L	500 gm	69.00	69.00	69.00	69.00	69.00	69.00	69.00	69.00	69.00	69.00	69.00	69.00	69.00
7	Baby Food Amul	Kg	130.00	130.00	130.00	130.00	130.00	130.00	130.00	128.50	128.00	128.00	128.00	128.00	129.21
8	Mundu(Mull)	Each	70.00	70.00	70.00	70.00	70.00	70.00	70.00	70.00	70.00	70.00	70.00	70.00	70.00
9	Washing Soda	Kg	16.00	16.00	16.00	16.00	16.00	16.00	16.00	16.00	16.00	16.00	16.00	16.00	16.00
10	Washing Soap														
(a)	Washing Soap Sunlight	1/2 bar	7.00	7.00	7.00	7.00	7.00	7.00	7.00	7.00	7.00	7.00	7.00	7.00	7.00
(b)	Washing Soap 501	1/2 bar	8.00	8.00	8.00	8.00	8.00	8.00	8.00	8.00	8.00	8.00	8.00	8.00	8.00
(c)	Washing Soap Chavi	1/2 bar													

Kottayam (20 Items Contd..)

1	2	3	4	5	6	7	8	9	10	11	12	13	14	15	16
11	Toilet Soap Lux	Each 100gm	12.00	12.13	12.75	13.00	13.00	13.00	13.00	13.00	13.00	13.00	13.00	13.00	12.82
12	Tooth Paste Colgate	100gm tube	25.00	25.00	25.00	25.00	25.00	25.00	25.00	25.00	25.00	25.00	25.00	25.00	25.00
13	Razor Blade														
(a)	Razor Blade Topaz	5 nos	7.00	7.00	7.00	7.00	7.75	8.00	8.00	7.63	7.50	7.50	7.50	6.60	7.37
(b)	Razor Blade Ashok	5 nos	5.00	5.00	5.00	5.00	5.38	5.50	5.50	5.13	5.00	5.00	5.00	5.00	5.13
(c)	Razor Blade Silver Prin	5 nos													
(d)	Razor Blade Swish	5 nos	6.00	6.00	6.00	6.00	6.00	6.00	6.00	5.25	5.00	5.00	5.00	5.00	5.60
14	Tablets Crocin	2 tabs	1.70	1.70	1.70	1.70	1.70	1.70	1.70	1.70	1.70	1.70	1.70	1.70	1.70
15	Electric Bulb														
(a)	Electric Bulb Philips	Each (40Wt)	10.50	10.50	10.50	10.50	10.50	10.50	10.50	10.63	11.00	11.00	11.00	11.00	10.68
(b)	Electric Bulb Mysore Lamp	Each (40Wt)	10.50	10.50	10.50	10.50	10.50	10.50	10.50	10.63	11.00	11.00	11.00	11.00	10.68
16	Torch Battery Eveready	Each	8.00	8.00	8.00	8.00	8.00	8.00	8.00	8.00	8.00	8.00	8.00	8.00	8.00
17	Paper	24 sheets	10.00	10.00	10.00	10.00	10.00	10.00	10.00	10.00	10.00	10.00	10.00	10.00	10.00
18	Firewood Split														
(a)	Firewood split Rubber	Quintal	160.00	160.00	155.00	148.00	140.00	140.00	140.00	140.00	140.00	140.00	147.50	150.00	146.71
(b)	Firewood split Sawmill	Quintal													
(c)	Firewood split Tamarind	Quintal													
(d)	Firewood split Local	Quintal													

Kottayam 20 Items (Contd..)

I	2	3	4	5	6	7	8	9	10	11	12	13	14	15	16
19.(i)	Cement Ord. paper bag														
(a)	Cement ord.paper bag Ramco	Each	184.00	177.50	168.75	179.00	185.00	185.00	184.00	181.25	177.50	170.00	156.25	167.00	176.27
(b)	Cement ord.paper bag Sanker	Each	184.00	177.50	168.75	179.00	185.00	185.00	184.00	181.25	177.50	170.00	156.25	170.00	176.52
(c)	Cement ord.paper bag Chettinad	Each													
(d)	Cement ord.paper bag ACC	Each													
(e)	Cement ord.paper bag Malabar	Each													
(ii)	Cement ord. poly bag														
(a)	Cement ord. poly bag Ramco	Each	179.00	172.50	163.75	174.00	180.00	180.00	179.00	176.25	172.50	165.00	151.25	162.00	171.27
(b)	Cement ord. poly bag Sanker	Each	179.00	172.50	163.75	174.00	180.00	180.00	179.00	176.25	172.50	165.00	151.25	165.00	171.52
(c)	Cement ord. poly bag Chettinad	Each													
(d)	Cement ord. poly bag ACC	Each													
(e)	Cement ord. poly bag Malabar	Each													
20	Steel 10 mm.	Kg.	23.95	24.25	26.50	27.76	27.30	26.80	27.14	27.20	26.00	25.89	26.43	26.15	26.28

Idukki

Sl. No.	Name of Commodity	Unit	JAN	FEB	MAR	APR	MAY	JUN	JUL	AUG	SEP	OCT	NOV	DEC	AVG
1	2	3	4	5	6	7	8	9	10	11	12	13	14	15	16
1	Tobacco	Kg.	42.00	42.00	42.00	42.00	42.00	42.00	42.00	42.00	42.00	42.00	42.00	42.00	42.00
2.(a)	Arecanut	100 nos.	59.00	68.75	62.50	77.00	72.50	61.25	76.00	88.75	85.00	80.00	75.00	75.00	73.81
(b)	Betel Leaves	100 nos	41.80	41.00	42.50	38.40	37.25	35.00	33.00	32.50	35.00	35.00	35.00	37.40	36.78
3	Mutton Without bones	Kg.	110.00	110.00	115.00	128.00	130.00	130.00	130.00	130.00	130.00	130.00	130.00	130.00	125.25
4.(a)	Salt Iodised Powder	500 gm	6.00	6.00	3.00	6.00	6.00	6.00	6.00	5.25	3.00	3.00	3.00	3.00	4.69
(b)	Salt Cystal loose	Kg													
(c)	Salt Packet	Kg	4.00	4.00	4.00	4.00	4.00	4.00	4.00	4.00	4.00	4.00	4.00	4.00	4.00
5	Tea Kannan Devan (Packet)	500 gm	72.00	72.00	72.00	72.00	72.00	72.00	72.20	72.50	72.00	72.00	72.00	72.00	72.06
6	Coffee Brook Bond Gr. L	500 gm	69.00	69.00	69.00	69.00	69.00	69.00	69.00	69.00	69.00	69.00	69.00	69.00	69.00
7	Baby Food Amul	Kg	145.20	150.00	148.00	150.00	150.00	150.00	151.20	152.00	152.00	152.00	152.00	152.00	150.37
8	Mundu(Mull)	Each	70.00	70.00	70.00	70.00	70.00	70.00	70.00	70.00	70.00	70.00	70.00	70.00	70.00
9	Washing Soda	Kg	18.00	18.00	18.00	18.00	18.00	18.00	18.00	18.00	18.25	18.00	18.00	19.60	18.15
10	Washing Soap														
(a)	Washing Soap Sunlight	1/2 bar	8.00												
(b)	Washing Soap 501	1/2 bar	7.95	8.00	8.00	8.00	8.00	8.00	8.00	8.00	8.00	8.00	8.00	8.00	8.00
(c)	Washing Soap Chavi	1/2 bar													

Idukki (20 Items Contd..)

1	2	3	4	5	6	7	8	9	10	11	12	13	14	15	16
11	Toilet Soap Lux	Each 100gm	12.50	12.50	12.63	13.00	13.00	13.00	13.00	13.00	13.00	13.00	13.00	13.00	12.89
12	Tooth Paste Colgate	100gm tube	25.00	25.00	25.00	25.00	25.00	25.00	25.00	25.00	25.00	25.00	25.00	25.00	25.00
13	Razor Blade														
(a)	Razor Blade Topaz	5 nos	7.00	7.00	7.00	7.00	7.00	7.00	7.00	7.00	7.00	7.00	7.00	7.00	7.00
(b)	Razor Blade Ashok	5 nos													
(c)	Razor Blade Silver Prin	5 nos													
(d)	Razor Blade Swish	5 nos	6.00	6.00	6.00	6.00	6.00	6.00	6.00	6.00	6.00	6.00	6.00	6.00	6.00
14	Tablets Crocin	2 tabs	1.65	1.65	1.65	1.71	1.75	1.75	1.75	1.78	1.75	1.75	1.75	1.75	1.72
15	Electric Bulb														
(a)	Electric Bulb Philips	Each (40Wt)	11.00	11.00	11.00	11.00	11.00	11.00	11.00	11.00	11.00	11.00	11.00	11.00	11.00
(b)	Electric Bulb Mysore Lamp	Each (40Wt)	11.00	11.00	11.00	11.00	11.00	11.00	11.00	11.00	11.00	11.00	11.00	11.00	11.00
16	Torch Battery Eveready	Each	8.00	8.00	8.00	8.00	8.00	8.00	8.00	8.00	8.00	8.00	8.00	8.00	8.00
17	Paper	24 sheets	12.00	12.00	12.00	12.00	12.00	12.00	12.00	12.00	12.00	12.40	12.00	12.00	12.03
18	Firewood Split														
(a)	Firewood split Rubber	Quintal													
(b)	Firewood split Sawmill	Quintal	135.00	135.00	135.00	135.00	135.00	150.00	152.00	155.00	150.00	150.00	150.00	150.00	144.33
(c)	Firewood split Tamarind	Quintal													
(d)	Firewood split Local	Quintal													

Idukki (20 Items Contd..)

1	2	3	4	5	6	7	8	9	10	11	12	13	14	15	16
19.(i)	Cement Ord. paper bag														
(a)	Cement ord. paper bag Ramco	Each	180.00	177.50	167.50	165.00	167.50	170.00	170.00	170.00	170.00	163.00	152.50	150.00	166.92
(b)	Cement ord. paper bag Sanker	Each	185.00	182.50	174.25	170.00	172.50	175.00	175.00	175.00	175.00	167.00	157.50	155.00	171.98
(c)	Cement ord. paper bag Chettinad	Each	180.00	177.50	175.00	165.00	167.50	170.00	170.00	170.00	170.00	165.00	152.50	150.00	167.71
(d)	Cement ord. paper bag ACC	Each	180.00	177.50	175.00	165.00	167.50	170.00	170.00	170.00	170.00	165.00	152.50	150.00	167.71
(e)	Cement ord. paper bag Malabar	Each	175.00	173.25	169.50	162.00	162.50	165.00	165.00	165.00	165.00	160.60	149.00	148.00	163.32
(ii)	Cement ord. poly bag														
(a)	Cement ord. poly bag Ramco	Each													
(b)	Cement ord. poly bag Sanker	Each													
(c)	Cement ord. poly bag Chettinad	Each													
(d)	Cement ord. poly bag ACC	Each													
(e)	Cement ord. poly bag Malabar	Each													
20	Steel 10 mm.	Kg.	22.74	23.45	23.75	24.50	25.03	25.40	26.21	26.75	26.63	26.75	26.75	26.75	25.40

Eranakulam

Sl. No.	Name of Commodity	Unit	JAN	FEB	MAR	APR	MAY	JUN	JUL	AUG	SEP	OCT	NOV	DEC	AVG
1	2	3	4	5	6	7	8	9	10	11	12	13	14	15	16
1	Tobacco	Kg.	60.00	60.00	60.00	60.00	60.00	60.00	60.00	60.00	60.00	66.00	60.00	60.00	60.50
2.(a)	Areca nut	100 nos.	41.40	50.00	50.00	51.00	53.75	75.00	92.00	100.00	75.00	50.00	50.00	39.00	60.60
(b)	Betel Leaves	100 nos	25.00	18.75	20.00	17.40	12.25	12.00	13.00	15.00	15.00	19.00	23.75	26.00	18.10
3	Mutton Without bones	Kg.	130.00	130.00	130.00	130.00	130.00	130.00	136.00	140.00	140.00	140.00	140.00	140.00	134.67
4.(a)	Salt Iodised Powder	500 gm	3.20	3.40	3.40	3.40	3.40	3.40	3.40	3.40	3.40	3.40	3.40	3.40	3.38
(b)	Salt Crystal loose	Kg	2.50	2.50	2.50	2.50	2.50	2.50	2.50	2.50	2.50	2.50	2.50	2.50	2.50
(c)	Salt Packet	Kg	4.50	4.50	4.50	4.50	4.50	4.50	4.50	4.50	4.50	4.50	4.50	4.50	4.50
5	Tea Kannan Devan (Packet)	500 gm	72.00	72.00	72.00	72.00	72.00	72.00	72.00	72.00	72.00	72.00	72.00	72.00	72.00
6	Coffee Brook Bond Gr. L	500 gm	69.00	69.00	69.00	69.00	69.00	69.00	69.00	69.00	69.00	69.00	69.00	69.00	69.00
7	Baby Food Amul	Kg	148.00	148.00	148.00	148.00	148.00	148.00	148.00	148.00	148.00	148.00	148.00	148.00	148.00
8	Mundu(Mull)	Each	58.00	58.00	59.50	60.00	60.00	60.00	60.00	60.00	60.00	60.00	60.00	60.00	59.63
9	Washing Soda	Kg	20.00	20.00	20.00	28.40	29.50	30.00	30.00	30.00	30.00	30.00	30.00	30.00	27.33
10	Washing Soap														
(a)	Washing Soap Sunlight	1/2 bar	7.00	7.00	7.00	7.00	7.00	7.00	7.00	7.00	7.00	7.00	7.00	7.00	7.00
(b)	Washing Soap 501	1/2 bar	8.00	8.00	8.00	8.00	8.00	8.00	8.00	8.00	8.00	8.00	8.00	8.00	8.00
(c)	Washing Soap Chavi	1/2 bar													

Ernakulam (20 Items Contd..)

1	2	3	4	5	6	7	8	9	10	11	12	13	14	15	16
11	Toilet Soap Lux	Each 100gm	12.50	12.50	13.00	12.90	12.50	12.50	12.50	12.50	12.50	12.60	12.50	12.50	12.58
12	Tooth Paste Colgate	100gm tube	25.60	25.00	25.00	25.00	25.00	25.00	25.00	25.00	25.00	25.00	25.00	25.00	25.05
13	Razor Blade														
(a)	Razor Blade Topaz	5 nos	7.00	7.00	7.00	7.00	7.00	7.00	7.00	7.00	7.00	7.00	7.00	7.00	7.00
(b)	Razor Blade Ashok	5 nos	5.00	5.00	5.00	5.00	5.00	5.00	5.00	5.00	5.00	5.00	5.00	5.00	5.00
(c)	Razor Blade Silver Prin	5 nos													
(d)	Razor Blade Swish	5 nos	6.00	6.00	6.00	6.00	6.00	6.00	6.00	6.00	6.00	6.00	6.00	6.00	6.00
14	Tablets Crocin	2 tabs	1.60	1.60	1.68	1.70	1.70	1.70	1.70	1.70	1.70	1.70	1.70	1.70	1.68
15	Electric Bulb														
(a)	Electric Bulb Philips	Each (40Wt)	11.00	11.00	11.00	11.00	11.00	11.00	11.00	11.00	11.00	11.00	11.00	11.00	11.00
(b)	Electric Bulb Mysore Lamp	Each (40Wt)	11.00	11.00	11.00	11.00	11.00	11.00	11.00	11.00	11.00	11.00	11.00	11.00	11.00
16	Torch Battery Eveready	Each	10.00	10.00	10.00	10.00	10.00	10.00	10.00	10.00	10.00	10.00	10.00	10.00	10.00
17	Paper	24 sheets	12.00	12.00	12.00	12.00	12.00	12.00	12.00	12.00	12.00	12.00	12.00	12.00	12.00
18	Firewood Split														
(a)	Firewood split Rubber	Quintal													
(b)	Firewood split Sawmill	Quintal													
(c)	Firewood split Tamarind	Quintal													
(d)	Firewood split Local	Quintal													

Ernakulam (20 Items Contd..)

1	2	3	4	5	6	7	8	9	10	11	12	13	14	15	16
19.(i)	Cement Ord. paper bag														
(a)	Cement ord. paper bag Ramco	Each	178.60	172.50	161.25	184.00	185.75	185.00	185.00	185.00	185.00	174.00	157.25	173.20	177.21
(b)	Cement ord. paper bag Sanker	Each	180.00	175.75	164.75	187.50	187.00	185.00	185.00	185.00	185.00	175.00	158.25	171.40	178.30
(c)	Cement ord. paper bag Chettinad	Each	172.60	166.50	161.50	188.00	180.75	175.00	178.00	180.00	180.00	165.60	149.50	165.20	171.89
(d)	Cement ord. paper bag ACC	Each	174.80	167.25	159.50		181.00	181.25	180.00	180.00	180.00	167.40	150.75	165.40	171.46
(e)	Cement ord. paper bag Malabar	Each	175.20	169.50	163.75	185.00	186.25	181.25	180.00	180.00	180.00	171.20	152.00	166.60	174.27
(ii)	Cement ord. poly bag														
(a)	Cement ord. poly bag Ramco	Each	173.60	167.50	156.25	179.00	180.75	180.00	179.80	180.00	180.00	169.00	152.25	168.20	172.20
(b)	Cement ord. poly bag Sanker	Each	175.00	170.75	159.75	182.50	182.00	180.00	178.40	180.00	180.00	170.00	153.25	166.40	173.17
(c)	Cement ord. poly bag Chettinad	Each	167.60	161.50	156.50	183.00	175.75	170.00	173.00	175.00	175.00	160.60	144.50	160.20	166.89
(d)	Cement ord. poly bag ACC	Each	169.80	162.25	154.50		176.00	176.25	174.60	175.00	175.00	162.40	145.75	160.40	166.43
(e)	Cement ord. poly bag Malabar	Each	170.20	164.50	158.75	180.00	181.25	176.25	174.60	175.00	175.00	166.20	147.00	161.60	169.24
20	Steel 10 mm.	Kg.	23.16	23.15	26.18	26.61	26.14	21.88	25.30	27.50	27.50	27.30	27.11	26.60	25.88

Thrissur

Sl. No.	Name of Commodity	Unit	JAN	FEB	MAR	APR	MAY	JUN	JUL	AUG	SEP	OCT	NOV	DEC	AVG
1	2	3	4	5	6	7	8	9	10	11	12	13	14	15	16
1	Tobacco	Kg.	50.00	50.00	50.00	50.00	50.00	50.00	60.00	60.00	57.50	58.00	60.00	60.00	54.63
2.(a)	Areca nut	100 Nos..	45.00	46.25	47.50	50.40	67.50	58.75	73.00	70.00	55.00	52.00	50.00	50.00	55.45
(b)	Betel Leaves	100 Nos.	11.40	11.50	12.50	12.00	9.25	11.50	8.40	8.00	9.75	10.80	15.00	15.00	11.26
3	Mutton Without bones	Kg.	120.00	120.00	120.00	120.00	122.50	125.00	130.00	130.00	127.50	126.00	127.50	130.00	124.88
4.(a)	Salt Iodised Powder	500 gm	5.00	5.00	2.25	4.60	4.63	4.50	4.50	4.50	2.50	2.40	3.94	2.35	3.85
(b)	Salt Crystal loose	Kg	2.00	2.00	2.00	2.00	2.00	2.00	2.00	2.00	2.00	2.00	2.00	2.00	2.00
(c)	Salt Packet	Kg	2.50	2.50	2.50	2.50	2.50	2.50	2.50	2.50	2.50	2.50	2.50	2.50	2.50
5	Tea Kannan Devan (Packet)	500 gm	72.00	72.00	72.00	72.00	72.00	72.00	72.20	72.50	72.75	72.60	72.75	73.00	72.32
6	Coffee Brook Bond Gr. L	500 gm	62.00	62.00	69.00	69.00	69.00	69.00	69.00	69.00	69.00	69.00	69.00	69.00	67.83
7	Baby Food Amul	Kg													
8	Mundu(Mull)	Each	52.00	52.00	52.00	52.00	52.00	52.00	52.00	52.00	52.00	52.00	52.00	52.00	52.00
9	Washing Soda	Kg	20.00	20.00	20.00	20.00	20.00	20.50	22.00	22.00	21.50	21.20	21.50	22.00	20.89
10	Washing Soap														
(a)	Washing Soap Sunlight	1/2 bar								8.00	8.00	8.00			8.00
(b)	Washing Soap 501	1/2 bar	7.75	7.75	8.00	8.00	8.00	8.00	8.00	8.00	8.00	8.00	8.00	8.00	7.96
(c)	Washing Soap Chavi	1/2 bar									12.00	12.00			12.00

Thrissur (20 Items Contd..)

1	2	3	4	5	6	7	8	9	10	11	12	13	14	15	16
11	Toilet Soap Lux	Each 100 gm	12.00	12.00	12.00	12.00	12.00	12.00	12.00	12.00	21.75	17.50	12.50	12.50	13.35
12	Tooth Paste Colgate	100 gm tube	30.00	30.00	27.50	25.00	25.00	28.75	25.00	25.00	13.13	18.00	25.00	25.00	24.78
13	Razor Blade														
(a)	Razor Blade Topaz	5 Nos.	6.00	6.00	5.75	5.60	5.63	6.38	7.50	7.50	6.38	5.60	6.88	7.50	6.39
(b)	Razor Blade Ashok	5 Nos.									6.00	6.17			6.08
(c)	Razor Blade Silver Prin	5 Nos.	6.00	6.00	5.75	5.60	5.63	6.13	6.50	6.50	6.00	6.00	6.00	6.00	6.01
(d)	Razor Blade Swish	5 Nos.	6.00	6.00	5.75	5.60	5.88	6.00	6.00	6.00	6.00	5.00	5.00	5.00	5.69
14	Tablets Crocin	2 tabs	1.65	1.65	1.65	1.65	1.65	1.65	1.66	1.68	1.69	1.68	1.65	1.65	1.66
15	Electric Bulb														
(a)	Electric Bulb Philips	Each (40Wt)	11.00	11.00	11.00	11.00	11.00	11.00	11.00	11.00	11.00	11.00	11.00	11.00	11.00
(b)	Electric Bulb Mysore Lamp	Each (40Wt)	10.50	10.50	10.50	10.50	10.50	10.50	10.50	10.50	10.50	10.50	10.50	10.50	10.50
16	Torch Battery Eveready	Each	8.00	8.00	9.00	10.00	10.00	8.50	10.00	10.00	9.50	9.20	8.00	8.00	9.02
17	Paper	24 sheets	14.00	14.00	14.00	14.00	14.00	13.00	10.00	10.00	13.50	15.60	14.00	14.00	13.34
18	Firewood Split														
(a)	Firewood split Rubber	Quintal			210.00	210.00	210.00								210.00
(b)	Firewood split Sawmill	Quintal			200.00	200.00	200.00							210.00	202.50
(c)	Firewood split Tamarind	Quintal	210.00	210.00	210.00		225.00	220.00	250.00	250.00	240.00	234.00	210.00	206.00	224.09
(d)	Firewood split Local	Quintal	200.00	200.00	180.00	160.00	187.50	200.00	200.00	200.00	200.00	200.00	200.00	200.00	193.96

Thrissur (20 Items Contd..)

1	2	3	4	5	6	7	8	9	10	11	12	13	14	15	16
19.(i)	Cement Ord. paper bag														
(a)	Cement ord. paper bag Ramco	Each			180.00	181.00	182.50						150.00		173.38
(b)	Cement ord. paper bag Sanker	Each	158.00	160.00	167.50	176.00	168.75	160.00	160.00	160.00	160.00	160.00	151.25	155.00	161.38
(c)	Cement ord. paper bag Chettinad	Each												155.00	155.00
(d)	Cement ord. paper bag ACC	Each	168.00	180.00	180.00		190.00	182.50	190.00	190.00	187.50	186.00	158.75	158.00	179.16
(e)	Cement ord. paper bag Malabar	Each	159.00	175.00	175.00		185.00	177.50	188.00	190.00	186.25	184.00	153.75	155.00	175.32
(ii)	Cement ord. poly bag														
(a)	Cement ord. poly bag Ramco	Each												145.00	145.00
(b)	Cement ord. poly bag Sanker	Each	167.00	165.00	165.00	166.00	171.25	167.50	175.00	175.00	172.50	171.00	147.50	149.00	165.98
(c)	Cement ord. poly bag Chettinad	Each	167.00	165.00	165.00	166.00	166.25	166.25	170.00	170.00	168.75	168.00	147.50	150.00	164.15
(d)	Cement ord. poly bag ACC	Each	168.00	175.00	175.00	175.00	177.50	176.25	180.00	180.00	178.75	178.00	153.75	153.00	172.52
(e)	Cement ord. poly bag Malabar	Each	163.00	170.00	170.00	170.00	170.00	170.00	173.00	175.00	173.75	173.00	148.75	150.00	167.21
20	Steel 10 mm.	Kg.	20.50	20.50	25.00	25.00	25.00	25.00	25.90	26.50	26.13	25.90	25.00	25.00	24.62

Palakkad

Sl. No.	Name of Commodity	Unit	JAN	FEB	MAR	APR	MAY	JUN	JUL	AUG	SEP	OCT	NOV	DEC	AVG
1	2	3	4	5	6	7	8	9	10	11	12	13	14	15	16
1	Tobacco	Kg.	60.00	55.00	45.00	45.00	45.00	45.00	45.00	45.00	45.00	45.00	45.00	38.00	46.50
2.(a)	Areca nut	100 Nos.	40.20	42.50	45.50	44.80	58.13	47.50	64.00	58.75	38.75	35.20	40.38	41.60	46.44
(b)	Betel Leaves	100 Nos.	22.60	24.50	27.50	24.40	22.00	12.25	15.80	13.50	10.50	9.00	9.75	12.80	17.05
3	Mutton Without bones	Kg.	114.00	120.00	120.00	120.00	120.00	120.00	120.00	120.00	120.00	120.00	125.00	130.00	120.75
4.(a)	Salt Iodised Powder	500 gm	6.75	7.50	7.50	7.50	7.50	7.50	7.50	7.50	3.75	3.75	4.69	3.75	5.95
(b)	Salt Cystal loose	Kg	2.50	2.38	2.00	2.00	2.00	2.00	2.00	2.00	2.00	2.00	2.00	2.00	2.07
(c)	Salt Packet	Kg	3.00	2.88	2.50	2.50	2.50	2.50	2.50	2.50	2.50	2.50	2.50	2.50	2.57
5	Tea Kannan Devan (Packet)	500 gm	72.00	71.50	70.00	70.00	70.00	70.00	70.00	71.50	72.00	72.20	73.00	73.40	71.30
6	Coffee Brook Bond Gr. I.	500 gm	69.00	69.00	69.00	69.00	69.00	69.00	69.00	69.00	69.00	69.00	69.00	69.40	69.03
7	Baby Food Amul	Kg	140.00	140.00	140.00	140.00	140.00	140.00	140.00	140.00	140.00	140.00	140.00	140.00	140.00
8	Mundu(Mull)	Each	54.00	54.00	54.00	54.00	54.00	54.00	54.00	54.00	54.00	54.00	54.00	54.00	54.00
9	Washing Soda	Kg	20.00	20.00	20.00	20.00	20.00	20.00	20.00	20.00	20.00	20.00	20.00	19.00	19.92
10	Washing Soap														
(a)	Washing Soap Sunlight	1/2 bar				7.00	7.00	7.75	8.00	8.00	8.00	8.00		7.00	7.59
(b)	Washing Soap 501	1/2 bar	8.00	8.00	7.00	7.20	7.50	8.00	8.00	8.00	8.00	7.80	7.00	7.00	7.63
(c)	Washing Soap Chavi	1/2 bar			8.00	8.00	8.00								8.00

Palakkad (20 Items Contd..)

1	2	3	4	5	6	7	8	9	10	11	12	13	14	15	16
11	Toilet Soap Lux	Each 100gm	12.50	12.50	12.50	12.50	12.50	12.50	12.50	12.50	12.50	12.50	12.50	12.50	12.50
12	Tooth Paste Colgate	100gm tube	25.00	25.00	25.00	25.00	25.00	25.00	25.00	25.00	25.00	25.00	25.00	25.00	25.00
13	Razor Blade														
(a)	Razor Blade Topaz	5 Nos.	7.00	7.00	11.00	15.00	15.00	15.00	15.00	15.00	15.00	15.00		7.00	12.45
(b)	Razor Blade Ashok	5 Nos.													
(c)	Razor Blade Silver Prin	5 Nos.													
(d)	Razor Blade Swish	5 Nos.	5.00	5.75	6.00	6.00	6.00	6.00	6.00	6.00	6.00	6.00	6.00	6.00	5.90
14	Tablets Crocin	2 tabs	1.80	1.80	1.70	1.60	1.60	1.60	1.60	1.60	1.60	1.64	1.80	1.60	1.66
15	Electric Bulb														
(a)	Electric Bulb Philips	Each(40 Wt)	11.00	11.00	11.00	11.00	11.00	11.00	11.00	11.00	11.00	11.00	11.00	11.00	11.00
(b)	Electric Bulb Mysore Lamp	Each(40 Wt)	11.00	11.00	11.00	11.00	11.00	11.00	11.00	11.00	11.00	11.00	11.00	11.00	11.00
16	Torch Battery Eveready	Each	8.00	8.00	8.00	8.00	8.00	8.00	8.00	8.00	8.00	8.00	8.00	8.00	8.00
17	Paper	24 sheets	9.00	9.00	9.00	10.00	10.00	10.00	10.00	10.00	10.00	10.00	10.00	9.80	9.73
18	Firewood Split														
(a)	Firewood split Rubber	Quintal	150.00	150.00	150.00	150.00	150.00	150.00	150.00	150.00	150.00	150.00	150.00	142.00	149.33
(b)	Firewood split Sawmill	Quintal													
(c)	Firewood split Tamarind	Quintal	170.00	170.00	170.00	170.00	170.00	170.00	170.00	170.00	170.00	170.00	170.00	170.00	170.00
(d)	Firewood split Local	Quintal	140.00	140.00	140.00	140.00	140.00	140.00	140.00	140.00	140.00	140.00	140.00	140.00	140.00

Palakkad (20 Items Contd..)

1	2	3	4	5	6	7	8	9	10	11	12	13	14	15	16
19.(i)	Cement Ord. paper bag														
(a)	Cement ord. paper bag Ramco	Each													
(b)	Cement ord. paper bag Sanker	Each													
(c)	Cement ord. paper bag Chettinad	Each													
(d)	Cement ord. paper bag ACC	Each													
(e)	Cement ord. paper bag Malabar	Each													
(ii)	Cement ord. poly bag														
(a)	Cement ord. poly bag Ramco	Each													
(b)	Cement ord. poly bag Sanker	Each													
(c)	Cement ord. poly bag Chettinad	Each													
(d)	Cement ord. poly bag ACC	Each	174.80	175.00	168.50	175.00	175.00	175.00	175.00	175.00	166.50	165.60	152.75	163.00	170.10
(e)	Cement ord. poly bag Malabar	Each	175.00	177.50	173.75	185.00	186.25	185.00	185.00	182.75	176.25	170.00	156.25	163.00	176.31
20	Steel 10 mm.	Kg.	22.36	22.60	22.85	24.92	25.50	26.00	26.40	26.50	26.50	26.50	26.50	26.50	25.26

Malappuram

Sl. No.	Name of Commodity	Unit	JAN	FEB	MAR	APR	MAY	JUN	JUL	AUG	SEP	OCT	NOV	DEC	AVG
1	2	3	4	5	6	7	8	9	10	11	12	13	14	15	16
1	Tobacco	Kg.	84.00	80.00	80.00	76.00	80.00	83.75	85.00	81.25	80.00	80.00	80.00	80.00	80.83
2.(a)	Areca nut	100 Nos...	36.00	35.25	34.50	43.80	60.00	71.25	58.80	50.63	31.50	28.80	33.75	36.00	43.36
(b)	Betel Leaves	100 Nos..	19.50	22.81	21.25	18.00	14.38	9.06	10.00	10.94	12.50	13.50	13.13	15.75	15.07
3	Mutton Without bones	Kg.	120.00	120.00	120.00	120.00	120.00	120.00	120.00	120.00	120.00	120.00	120.00	120.00	120.00
4.(a)	Salt Iodised Powder	500 gm	2.50	2.50	2.50	2.50	2.50	2.50	2.50	2.50	2.50	2.50	2.50	2.50	2.50
(b)	Salt Crystal loose	Kg													
(c)	Salt Packet	Kg	1.50	1.50	1.50	1.50	1.50	1.50	1.50	1.50	1.50	1.50	1.50	1.50	1.50
5	Tea Kannan Devan (Packet)	500 gm	66.00	66.00	66.00	66.00	66.00	66.00	66.00	68.00	70.00	69.40	69.00	69.00	67.28
6	Coffee Brook Bond Gr. L	500 gm	67.00	67.00	67.00	67.00	67.00	67.00	67.00	67.00	67.00	67.00	67.00	67.00	67.00
7	Baby Food Amul	Kg	148.00	148.00	149.50	150.00	150.00	150.00	150.00	157.50	160.00	160.00	160.00	160.00	153.58
8	Mundu(Mull)	Each	48.00	48.00	48.00	48.00	48.00	48.00	48.00	48.00	48.00	48.00	48.00	48.00	48.00
9	Washing Soda	Kg	16.00	16.00	16.00	16.00	16.00	16.00	16.00	16.00	16.00	16.00	16.00	16.00	16.00
10	Washing Soap														
(a)	Washing Soap Sunlight	1/2 bar	7.00	7.00	7.00	7.00	7.00	7.00	7.00	7.00	7.00	7.00	7.00	7.00	7.00
(b)	Washing Soap 501	1/2 bar	8.00	8.00	8.00	8.00	8.00	8.00	8.00	8.00	8.00	8.00	8.00	8.00	8.00
(c)	Washing Soap Chavi	1/2 bar													

Malappuram (20 Items Contd..)

1	2	3	4	5	6	7	8	9	10	11	12	13	14	15	16
11	Toilet Soap Lux	Each 100gm	12.50	12.50	12.75	13.00	13.00	13.00	13.00	13.00	11.50	12.10	13.00	13.00	12.70
12	Tooth Paste Colgate	100gm tube	25.00	25.00	25.00	25.00	25.00	25.00	25.00	25.00	25.00	25.00	25.00	25.00	25.00
13	Razor Blade														
(a)	Razor Blade Topaz	5 Nos..	5.50	5.50	5.50	5.50	5.50	5.50	5.50	5.50	5.50	5.50	5.50	5.50	5.50
(b)	Razor Blade Ashok	5 Nos..													
(c)	Razor Blade Silver Prin	5 Nos..													
(d)	Razor Blade Swish	5 Nos..	5.00	5.00	5.00	5.00	5.00	5.00	5.00	5.00	5.00	5.00	5.00	5.00	5.00
14	Tablets Crocin	2 tabs	1.50	1.50	1.50	1.50	1.50	1.50	1.56	1.60	1.70	1.70	1.70	1.70	1.58
15	Electric Bulb														
(a)	Electric Bulb Philips	Each (40Wt)	11.00	11.00	11.00	11.00	11.00	11.00	11.00	11.00	11.00	11.00	11.00	11.00	11.00
(b)	Electric Bulb Mysore Lamp	Each (40Wt)	9.00	9.00	9.00	9.00	9.00	9.00	9.00	9.00	9.00	9.00	9.00	9.00	9.00
16	Torch Battery Eveready	Each	7.50	7.50	7.50	7.50	7.50	7.50	7.50	7.50	7.50	7.50	7.50	7.50	7.50
17	Paper	24 sheets	10.00	10.00	10.00	10.00	10.00	10.00	10.00	10.00	10.00	10.00	10.00	10.00	10.00
18	Firewood Split														
(a)	Firewood split Rubber	Quintal										160.00	160.00	160.00	160.00
(b)	Firewood split Sawmill	Quintal	95.00	95.00	95.00	95.00	95.00	95.00	95.00	95.00	95.00	95.00	95.00	99.00	95.33
(c)	Firewood split Tamarind	Quintal													
(d)	Firewood split Local	Quintal	140.00	140.00	140.00	143.00	145.00	141.25	140.00	140.00	140.00	140.00	140.00	146.00	141.27

Malappuram (20 Items Contd..)

1	2	3	4	5	6	7	8	9	10	11	12	13	14	15	16
19.(i)	Cement Ord. paper bag														
(a)	Cement ord.paper bag Ramco	Each	170.60	168.75	163.00	176.80	180.25	176.25	179.20	174.00	167.75	159.40	150.50	169.60	169.68
(b)	Cement ord.paper bag Sanker	Each	170.60	168.75	165.75	179.20	183.25	180.00	179.60	175.75	171.50	162.20	152.50	170.00	171.59
(c)	Cement ord.paper bag Chettinad	Each	166.00	166.00	161.25	174.20	177.25	175.00	173.80	169.00	164.50	156.60	145.75	168.40	166.48
(d)	Cement ord.paper bag ACC	Each	170.60	168.75	165.75	179.20	180.75	177.50	180.00	175.25	171.50	161.80	151.50	170.00	171.05
(e)	Cement ord.paper bag Malabar	Each	164.00	165.00	165.00	166.00	173.00	168.50	167.00	167.50					167.00
(ii)	Cement ord. poly bag														
(a)	Cement ord. poly bag Ramco	Each	165.60	163.75	158.00	171.80	175.25	171.25	174.20	169.00	162.75	154.40	145.50	164.60	164.68
(b)	Cement ord. poly bag Sanker	Each	165.60	163.75	160.75	174.20	178.25	175.00	174.60	170.75	166.50	157.20	147.50	165.00	166.59
(c)	Cement ord. poly bag Chettinad	Each	161.00	161.00	156.25	169.20	172.25	170.00	168.80	164.00	159.50	150.00	137.75	163.40	161.10
(d)	Cement ord. poly bag ACC	Each	165.60	163.75	160.75	175.00	177.25	174.50	175.00	170.25	166.50	156.20	146.50	165.00	166.36
(e)	Cement ord. poly bag Malabar	Each													
20	Steel 10 mm.	Kg.	22.58	23.05	25.78	26.08	26.15	21.98	26.62	26.60	25.75	26.14	26.43	25.96	25.26

Kozhikode

Sl. No.	Name of Commodity	Unit	JAN	FEB	MAR	APR	MAY	JUN	JUL	AUG	SEP	OCT	NOV	DEC	AVG
1	2	3	4	5	6	7	8	9	10	11	12	13	14	15	16
1	Tobacco	Kg.	80.00	75.00	72.50	70.00	70.00	70.00	70.00	72.50	80.00	76.00	70.00	70.00	73.00
2.(a)	Areca nut	100 Nos...	45.00	45.00	50.00	57.00	83.75	71.25	92.00	75.00	43.75	39.00	40.00	42.00	56.98
(b)	Betel Leaves	100 Nos..	16.00	20.00	20.00	13.20	9.50	6.25	7.00	7.00	6.00	6.20	7.00	7.00	10.43
3	Mutton Without bones	Kg.	136.00	140.00	140.00	140.00	140.00	140.00	140.00	140.00	140.00	140.00	140.00	140.00	139.67
4.(a)	Salt Iodised Powder	500 gm	3.00	5.00	5.00	7.50	2.50	2.50	3.50	2.50	2.50	2.50	2.88	3.70	3.50
(b)	Salt Cystal loose	Kg	2.50	2.50	2.50	2.50	2.50	2.50	2.50	2.50	2.50	2.50	2.50	2.50	2.50
(c)	Salt Packet	Kg	6.50	5.00	5.00	2.50	6.25	7.50	7.00	7.50	7.50	7.50	5.50	2.80	5.88
5	Tea Kannan Devan (Packet)	500 gm	72.00	72.00	72.00	72.00	55.88	72.00	72.00	72.00	72.00	72.00	72.00	72.00	70.66
6	Coffee Brook Bond Gr. L	500 gm	69.00	69.00	69.00	69.00	69.00	69.00	69.00	69.00	69.00	69.00	69.00	69.00	69.00
7	Baby Food Amul	Kg	135.00	112.50	150.00	117.60	144.00	144.00	144.00	144.00	144.00	144.00	144.00	140.40	138.63
8	Mundu(Mull)	Each	57.60	57.60	57.60	57.60	61.20	61.20	61.20	61.20	61.20	61.20	61.20	61.20	60.00
9	Washing Soda	Kg	16.00	16.00	16.00	16.00	16.00	16.00	16.00	16.00	16.00	16.00	16.00	16.00	16.00
10	Washing Soap														
(a)	Washing Soap Sunlight	1/2 bar					8.00			8.00	8.00	8.00	8.00		8.00
(b)	Washing Soap 501	1/2 bar	8.00	8.00	8.00	8.00	8.00	8.00	8.00	8.00			8.00	8.00	8.00
(c)	Washing Soap Chavi	1/2 bar									13.00	13.00	13.00		13.00

Kozhikode (20 Items Contd..)

1	2	3	4	5	6	7	8	9	10	11	12	13	14	15	16
11	Toilet Soap Lux	Each 100gm	12.50	13.00	13.00	13.00	13.00	13.00	13.00	13.00	19.00	22.60	19.00	13.00	14.76
12	Tooth Paste Colgate	100gm tube	25.00	25.00	25.00	25.00	25.00	25.00	25.00	25.00	15.00	9.00	15.00	25.00	22.00
13	Razor Blade														
(a)	Razor Blade Topaz	5 Nos..	5.00	5.00	5.00	5.00	5.00	5.00	5.00	5.00	5.00	5.00	5.00	5.00	5.00
(b)	Razor Blade Ashok	5 Nos..									5.00	5.00	5.00		5.00
(c)	Razor Blade Silver Prin	5 Nos..													
(d)	Razor Blade Swish	5 Nos..	5.00	5.00	5.00	5.00	5.00	5.00	5.00	5.00	5.00	5.00	5.00	5.00	5.00
14	Tablets Crocin	2 tabs	1.65	1.65	1.65	1.65	1.65	1.65	1.71	1.75	1.75	1.75	1.75	1.75	1.70
15	Electric Bulb														
(a)	Electric Bulb Philips	Each (40Wt)	11.00	11.00	11.00	11.00	11.00	11.00	11.00	11.00	11.00	11.00	11.00	11.00	11.00
(b)	Electric Bulb Mysore Lamp	Each (40Wt)													
16	Torch Battery Eveready	Each	8.00	8.00	8.00	8.00	8.00	8.00	8.00	8.00	8.00	8.00	8.00	8.00	8.00
17	Paper	24 sheets	12.00	12.00	12.00	12.00	12.00	12.00	12.00	12.00	12.00	12.00	12.00	12.00	12.00
18	Firewood Split														
(a)	Firewood split Rubber	Quintal	146.00	142.50	145.00	143.00	135.00	132.50	130.00	130.00	135.00	140.00	145.00	145.00	139.08
(b)	Firewood split Sawmill	Quintal	135.00	135.00	135.00	134.00	130.00	121.25	120.00	120.00	120.00	112.00	128.75	135.00	127.17
(c)	Firewood split Tamarind	Quintal													
(d)	Firewood split Local	Quintal	130.00	130.00	132.50	134.00	130.00	120.00	120.00	120.00	117.50	118.00	125.00	128.00	125.42

Kozhikode (20 Items Contd..)

1	2	3	4	5	6	7	8	9	10	11	12	13	14	15	16
19.(i)	Cement Ord. paper bag														
(a)	Cement ord. paper bag Ramco	Each	171.60	171.25	170.00	178.60	179.75	178.00	177.40	175.00	171.00	162.60	153.75	167.00	171.33
(b)	Cement ord. paper bag Sanker	Each	173.00	171.25	170.00	178.60	182.00	181.00	181.00	178.00	173.00	163.80	152.50	169.80	172.83
(c)	Cement ord. paper bag Chettinad	Each	168.60	166.25	162.00	171.40	175.50	173.00	172.80	171.00	165.00	159.80	147.50	164.80	166.47
(d)	Cement ord. paper bag ACC	Each	173.00	171.75	170.50	178.60	183.00	183.00	182.60	179.50	174.25	164.60	153.75	169.80	173.70
(e)	Cement ord. paper bag Malabar	Each	167.60	166.25	163.50	174.00	171.75	170.00	165.40	165.00	167.00	155.00	147.50	161.80	164.57
(ii)	Cement ord. poly bag														
(a)	Cement ord. poly bag Ramco	Each	167.00	166.25	165.00	173.60	174.75	173.00	172.40	170.00	166.00	157.60	147.50	162.00	166.26
(b)	Cement ord. poly bag Sanker	Each				178.00									178.00
(c)	Cement ord. poly bag Chettinad	Each									160.00	150.67	142.50	159.80	153.24
(d)	Cement ord. poly bag ACC	Each	169.60	167.25	165.50	173.50	178.00	178.00	177.60	174.50	170.75	158.00	147.50	164.80	168.75
(e)	Cement ord. poly bag Malabar	Each													
20	Steel 10 mm.	Kg.	22.68	23.10	24.93	26.18	26.03	23.33	26.42	26.50	25.35	25.66	26.40	26.06	25.22

Wayanad

Sl. No.	Name of Commodity	Unit	JAN	FEB	MAR	APR	MAY	JUN	JUL	AUG	SEP	OCT	NOV	DEC	AVG
1	2	3	4	5	6	7	8	9	10	11	12	13	14	15	16
1	Tobacco	Kg.	71.00	65.00	65.00	65.00	65.00	65.00	69.00	70.00	70.00	69.00	65.00	65.00	67.00
2.(a)	Areca nut	100 Nos...	44.00	45.00	45.00	45.00	68.75	70.00	90.00	65.00	46.25	43.00	35.00	38.00	52.92
(b)	Betel Leaves	100 Nos..	17.00	16.00	15.25	12.90	11.50	9.25	7.40	7.25	9.75	10.00	10.38	9.60	11.36
3	Mutton Without bones	Kg.	120.00	120.00	120.00	120.00	120.00	120.00	120.00	120.00	120.00	120.00	120.00	120.00	120.00
4.(a)	Salt Iodised Powder	500 gm	3.00	3.00	3.00	3.00	3.00	3.00	3.00	3.00	3.00	3.00	3.00	3.00	3.00
(b)	Salt Crystal loose	Kg													
(c)	Salt Packet	Kg	3.00	3.00	3.00	3.00	3.00	3.00	3.00	3.00	3.00	3.00	3.00	3.00	3.00
5	Tea Kannan Devan (Packet)	500 gm	72.00	72.00	72.00	72.00	72.00	72.00	72.00	72.75	73.00	73.00	73.00	73.00	72.40
6	Coffee Brook Bond Gr. L	500 gm	69.00	69.00	69.00	69.00	69.00	69.00	69.00	69.00	69.00	69.00	69.00	69.00	69.00
7	Baby Food Amul	Kg													
8	Mundu(Mull)	Each	52.50	52.50	52.50	52.50	52.50	52.50	52.50	52.50	52.50	52.00	50.00	49.80	52.03
9	Washing Soda	Kg	20.00	20.00	20.00	20.00	20.00	20.00	20.00	20.00	20.00	20.00	20.00	20.00	20.00
10	Washing Soap														
(a)	Washing Soap Sunlight	1/2 bar										7.00			7.00
(b)	Washing Soap 501	1/2 bar	8.00	8.00	8.00	8.00	8.00	8.00	8.00	8.00	8.00	8.00	8.00	8.00	8.00
(c)	Washing Soap Chavi	1/2 bar													

Wayanad (20 Items Contd..)

1	2	3	4	5	6	7	8	9	10	11	12	13	14	15	16
11	Toilet Soap Lux	Each 100gm	11.00	11.00	12.50	13.00	13.00	13.00	13.00	13.00	13.00	13.00	13.00	13.00	12.63
i2	Tooth Paste Colgate	100gm tube	25.00	25.00	25.00	25.00	25.00	25.00	25.00	25.00	25.00	25.00	25.00	25.00	25.00
13	Razor Blade														
(a)	Razor Blade Topaz	5 Nos..													
(b)	Razor Blade Ashok	5 Nos..													
(c)	Razor Blade Silver Prin	5 Nos..													
(d)	Razor Blade Swish	5 Nos..	5.00	5.00	5.00	5.00	5.00	5.00	5.00	5.00	5.00	5.00	5.00	5.00	5.00
14	Tablets Crocin	2 tabs	1.60	1.60	1.60	1.60	1.60	1.60	1.60	1.60	1.60	1.60	1.60	1.60	1.60
15	Electric Bulb														
(a)	Electric Bulb Philips	Each (40Wt)	10.80	11.00	11.00	11.00	11.00	11.00	11.00	11.00	11.00	11.00	11.00	11.00	10.98
(b)	Electric Bulb Mysore Lamp	Each (40Wt)	10.00	10.00	10.00										
16	Torch Battery Eveready	Each	8.00	8.00	8.00	8.00	8.00	8.00	8.00	8.00	8.00	8.00	8.00	8.00	8.00
17	Paper	24 sheets	11.00	11.00	10.25	10.00	10.00	10.00	10.00	11.00	11.00	11.00	11.00	11.00	10.60
18	Firewood Split														
(a)	Firewood split Rubber	Quintal										120.00			120.00
(b)	Firewood split Sawmill	Quintal													
(c)	Firewood split Tamarind	Quintal													
(d)	Firewood split Local	Quintal													

Wayanad (20 Items Contd..)

1	2	3	4	5	6	7	8	9	10	11	12	13	14	15	16
19.(i)	Cement Ord. paper bag														
(a)	Cement ord. paper bag Ramco	Each	171.40	170.75	167.25	179.75	183.75	180.00	179.00	175.00	173.75	160.60	150.00	166.80	171.50
(b)	Cement ord. paper bag Sanker	Each		173.25	168.00	168.00	168.00	180.00	179.00	175.00	173.75	164.40	153.25	168.00	170.06
(c)	Cement ord. paper bag Chettinad	Each						175.00	175.00	171.25	170.00	162.00	145.00	166.00	166.32
(d)	Cement ord. paper bag ACC	Each	173.20	172.50	170.00	179.25	185.00	185.00	181.00	175.00	175.00	169.00	155.00	173.00	174.41
(e)	Cement ord. paper bag Malabar	Each	166.80	167.75	163.75	175.00	183.00	183.00	181.20	175.75			150.00	165.00	171.13
(ii)	Cement ord. poly bag														
(a)	Cement ord. poly bag Ramco	Each	166.40	165.50	162.25	174.75	178.75	175.00	174.00	170.00	168.75	155.60	145.75	161.80	166.55
(b)	Cement ord. poly bag Sanker	Each						175.00	174.00	170.00	169.50	159.80	150.00	155.00	164.76
(c)	Cement ord. poly bag Chettinad	Each						170.00	170.40	169.00	167.25	158.80	140.00	161.00	162.35
(d)	Cement ord. poly bag ACC	Each	170.20	167.50	166.50	173.50	180.00	180.00	176.00	170.00	168.75	164.00	150.00	168.00	169.54
(e)	Cement ord. poly bag Malabar	Each	160.00	163.25	159.00	171.40	180.00	180.00	178.20						170.26
20	Steel 10 mm.	Kg.	23.30	23.78	26.40	26.68	26.43	22.28	26.76	26.75	25.80	25.54	26.23	26.16	25.51

Kannur

Sl. No.	Name of Commodity	Unit	JAN	FEB	MAR	APR	MAY	JUN	JUL	AUG	SEP	OCT	NOV	DEC	AVG
1	2	3	4	5	6	7	8	9	10	11	12	13	14	15	16
1	Tobacco	Kg.	84.00	80.00	80.00	80.00	80.00	80.00	80.00	80.00	80.00	80.00	80.00	80.00	80.33
2.(a)	Areca nut	100 Nos...	48.00	55.00	60.00	60.00	72.50	77.50	80.00	72.50	55.00	50.00	40.00	34.00	58.71
(b)	Betel Leaves	100 Nos..	14.60	14.50	15.00	16.80	17.50	14.50	12.80	12.00	12.25	11.20	10.00	10.00	13.43
3	Mutton Without bones	Kg.	130.00	130.00	130.00	130.00	130.00	130.00	130.00	130.00	130.00	130.00	130.00	130.00	130.00
4.(a)	Salt Iodised Powder	500 gm	3.50	3.50	3.50	3.50	3.50	3.50	3.50	3.50	3.50	3.50	3.50	3.50	3.50
(b)	Salt Cystal loose	Kg													
(c)	Salt Packet	Kg	3.00	3.00	3.00	3.00	3.00	3.00	3.00	3.00	3.00	3.00	3.00	3.00	3.00
5	Tea Kannan Devan(Packet)	500 gm	72.00	72.00	72.00	72.00	72.00	72.00	72.00	72.00	72.25	72.60	73.00	73.00	72.24
6	Coffee Brook Bond Gr. L	500 gm	69.00	69.00	69.00	69.00	69.00	69.00	69.00	69.00	69.00	69.00	69.00	69.00	69.00
7	Baby Food Amul	Kg													
8	Mundu(Mull)	Each	60.00	60.50	62.00	62.00	62.00	62.00	62.00	62.00	62.00	62.00	64.00	64.00	62.04
9	Washing Soda	Kg	18.00	18.00	18.00	18.00	18.00	18.00	18.00	18.00	18.00	18.00	18.00	18.00	18.00
10	Washing Soap														
(a)	Washing Soap Sunlight	1/2 bar	7.00	7.00	7.00	7.00	7.00	7.00	7.00	7.00	7.00	7.00	7.00	7.00	7.00
(b)	Washing Soap 501	1/2 bar	8.00	8.00	8.00	8.00	8.00	8.00	8.00	8.00	8.00	8.00	8.00	8.00	8.00
(c)	Washing Soap Chavi	1/2 bar													

Kannur (20 Items Contd..)

1	2	3	4	5	6	7	8	9	10	11	12	13	14	15	16
11	Toilet Soap Lux	Each 100gm	12.50	13.00	13.00	13.00	13.00	13.00	13.00	13.00	13.00	13.00	13.00	13.00	12.96
12	Tooth Paste Colgate	100gm tube	25.00	25.00	25.00	25.00	25.00	25.00	25.00	25.00	25.00	25.00	25.00	25.00	25.00
13	Razor Blade														
(a)	Razor Blade Topaz	5 Nos..	5.00	5.00	5.00	5.00	5.00	5.50	6.00	6.00	6.00	6.00	6.00	6.00	5.54
(b)	Razor Blade Ashok	5 Nos..													
(c)	Razor Blade Silver Prin	5 Nos..													
(d)	Razor Blade Swish	5 Nos..	5.00	5.00	5.00	5.00	5.00	5.00	5.00	5.00	5.00	5.00	5.00	5.00	5.00
14	Tablets Crocin	2 tabs	1.63	1.63	1.66	1.71	1.71	1.71	1.71	1.71	1.71	1.71	1.71	1.71	1.69
15	Electric Bulb														
(a)	Electric Bulb Philips	Each (40Wt)	10.00	10.00	10.00	10.00	10.00	10.50	11.00	11.00	11.00	11.00	11.00	11.00	10.54
(b)	Electric Bulb Mysore Lamp	Each (40Wt)													
16	Torch Battery Eveready	Each	8.00	8.00	8.00	8.00	8.00	8.00	8.00	8.00	8.00	8.00	8.00	8.00	8.00
17	Paper	24 sheets	10.00	10.00	10.00	10.00	10.00	10.00	10.00	10.00	10.00	10.00	10.00	10.00	10.00
18	Firewood Split														
(a)	Firewood split Rubber	Quintal													
(b)	Firewood split Sawmill	Quintal	175.00	187.50	200.00	206.25	212.50	212.50	200.00	212.50	212.50	205.00	200.00	200.00	200.94
(c)	Firewood split Tamarind	Quintal													
(d)	Firewood split Local	Quintal													

Kannur (20 Items Contd..)

1	2	3	4	5	6	7	8	9	10	11	12	13	14	15	16
19.(i)	Cement Ord. paper bag														
(a)	Cement ord. paper bag Ramco	Each	164.80	165.00	170.50	176.00	180.75	182.50	183.80	183.50	177.75	169.00	151.00	168.40	172.75
(b)	Cement ord. paper bag Sanker	Each	165.60	166.00	171.00	170.67	181.50	184.00	184.80	185.00	178.50	169.40	153.25	170.00	173.31
(c)	Cement ord. paper bag Chettinad	Each	174.00	165.00	170.00										169.67
(d)	Cement ord. paper bag ACC	Each	168.00	168.00	175.00	168.00	183.00	185.00	186.20	186.00	180.50	167.60	156.25	173.20	174.73
(e)	Cement ord. paper bag Malabar	Each	164.40	165.00	167.50	171.67	180.00			182.67	177.00	167.00	148.75	166.20	169.02
(ii)	Cement ord. poly bag														
(a)	Cement ord. poly bag Ramco	Each	158.00	160.00	165.50	171.00	175.75	177.50	178.80	179.00	172.75	164.00	146.00	163.40	167.64
(b)	Cement ord. poly bag Sanker	Each	158.40	161.00	166.00	165.67	176.50	179.00	179.80	180.00	173.50	164.40	148.25	165.00	168.13
(c)	Cement ord. poly bag Chettinad	Each	169.00	160.00	165.00										164.67
(d)	Cement ord. poly bag ACC	Each	160.80	163.00	170.00	163.00	178.00	180.00	181.20	181.00	175.50	162.60	151.25	168.20	169.55
(e)	Cement ord. poly bag Malabar	Each	157.60	160.00	162.50	166.67	175.00			177.67	172.00	162.00	143.75	161.20	163.84
20	Steel 10 mm.	Kg.	22.94	23.36	26.00	26.56	26.80	23.75	25.62	27.23	26.43	26.60	26.63	26.60	25.71

Kasaragod

Sl. No.	Name of Commodity	Unit	JAN	FEB	MAR	APR	MAY	JUN	JUL	AUG	SEP	OCT	NOV	DEC	AVG
1	2	3	4	5	6	7	8	9	10	11	12	13	14	15	16
1	Tobacco	Kg.	46.00	46.00	46.00	46.00	46.00	46.00	46.00	46.00	46.00	46.00	46.00	46.00	46.00
2.(a)	Areca nut	100 Nos...	44.00	50.00	50.00	46.00	42.50	57.50	71.00	60.00	50.00	46.00	42.50	44.00	50.29
(b)	Betel Leaves	100 Nos..	7.40	7.75	7.00	7.00	5.75	4.75	5.20	5.50	7.00	6.40	6.50	6.00	6.35
3	Mutton Without bones	Kg.	120.00	120.00	120.00	120.00	120.00	120.00	120.00	120.00	120.00	120.00	120.00	122.00	120.17
4.(a)	Salt Iodised Powder	500 gm	3.00	3.00	3.00	3.00	3.00	3.00	3.00	3.00	3.00	3.00	3.00	3.00	3.00
(b)	Salt Crystal loose	Kg													
(c)	Salt Packet	Kg	2.50	2.50	2.50	2.50	2.50	2.50	2.50	2.50	2.50	2.50	2.50	3.00	2.54
5	Tea Kannan Devan (Packet)	500 gm	72.00	72.00	72.00	72.00	72.00	72.00	72.00	72.00	72.00	72.00	72.00	72.00	72.00
6	Coffee Brook Bond Gr. L	500 gm	69.00	69.00	69.00	69.00	69.00	69.00	69.00	69.00	69.00	69.00	69.00	69.00	69.00
7	Baby Food Amul	Kg	140.00	140.00	140.00	140.00	140.00	140.00	140.00	140.00	140.00	140.00	140.00	140.00	140.00
8	Mundu(Mull)	Each	48.00	48.00	48.00	48.00	48.00	48.00	48.00	48.00	48.00	48.00	48.00	48.00	48.00
9	Washing Soda	Kg	22.00	22.00	22.00	22.00	22.00	22.00	22.00	22.00	22.00	22.00	22.00	22.00	22.00
10	Washing Soap														
(a)	Washing Soap Sunlight	1/2 bar	7.00	7.00	7.00	7.00	7.00	7.00	7.00	7.00	7.00	7.00	7.00	7.00	7.00
(b)	Washing Soap 501	1/2 bar	8.00	8.00	8.00	8.00	8.00	8.00	8.00	8.00	8.00	8.00	8.00	8.00	8.00
(c)	Washing Soap Chavi	1/2 bar													

Kasaragod (20 Items Contd.)

1	2	3	4	5	6	7	8	9	10	11	12	13	14	15	16
11	Toilet Soap Lux	Each 100gm	12.50	12.50	12.88	13.00	13.00	13.00	12.90	13.00	13.00	12.80	12.50	12.50	12.80
12	Tooth Paste Colgate	100gm tube	30.00	30.00	26.25	25.00	25.00	25.00	26.00	25.00	25.00	25.00	25.00	25.00	26.02
13	Razor Blade														
(a)	Razor Blade Topaz	5 Nos..	6.50	6.50	6.50	6.50	7.38	10.00	9.30	10.00	10.00	10.00	10.00	10.00	8.56
(b)	Razor Blade Ashok	5 Nos..	5.00	5.00	5.00	5.00	5.00	5.00	5.00	5.00	5.00	5.00	5.00	5.00	5.00
(c)	Razor Blade Silver Prin	5 Nos..													
(d)	Razor Blade Swish	5 Nos..	6.00	6.00	6.00	6.00	6.00	6.00	6.00	6.00	6.00	6.00	6.00	6.00	6.00
14	Tablets Crocin	2 tabs	1.20	1.20	1.20	1.20	1.20	1.20	1.20	1.20	1.20	1.20	1.20	1.20	1.20
15	Electric Bulb														
(a)	Electric Bulb Philips	Each (40Wt)	10.50	10.50	10.50	10.50	10.63	11.00	10.90	11.00	11.00	11.00	11.00	11.00	10.79
(b)	Electric Bulb Mysore Lamp	Each (40Wt)	11.00	11.00	11.00	11.00	11.00	11.00	11.00	11.00	11.00	11.00	11.00	11.00	11.00
16	Torch Battery Eveready	Each	8.00	8.00	8.00	8.00	8.00	8.00	8.00	8.00	8.00	8.00	8.00	8.00	8.00
17	Paper	24 sheets	7.00	7.00	7.00	6.80	6.00	6.00	6.20	6.00	6.00	6.00	6.00	6.00	6.33
18	Firewood Split														
(a)	Firewood split Rubber	Quintal													
(b)	Firewood split Sawmill	Quintal	180.00	180.00	180.00	180.00	180.00	180.00	180.00	180.00	180.00	180.00	180.00	180.00	180.00
(c)	Firewood split Tamarind	Quintal													
(d)	Firewood split Local	Quintal	200.00	200.00	200.00	200.00	200.00	200.00	200.00	200.00	200.00	200.00	200.00	200.00	200.00

Kasaragod (20 Items Contd..)

1	2	3	4	5	6	7	8	9	10	11	12	13	14	15	16
19.(i)	Cement Ord. paper bag														
(a)	Cement ord. paper bag Ramco	Each	162.00	166.50	168.00	184.00	190.00	190.00	186.25	185.00	180.00	174.20	163.25	176.80	177.17
(b)	Cement ord. paper bag Sanker	Each													
(c)	Cement ord. paper bag Chettinad	Each	155.00	155.00	158.75	160.00									157.19
(d)	Cement ord. paper bag ACC	Each	165.00	168.75	172.00	173.00									169.69
(e)	Cement ord. paper bag Malabar	Each	155.00	155.00	156.75	163.00									157.44
(ii)	Cement ord. poly bag														
(a)	Cement ord. poly bag Ramco	Each	157.00	162.00	163.00	179.00	185.00	184.25	178.00	177.00	172.75	165.60	155.00	167.20	170.48
(b)	Cement ord. poly bag Sanker	Each													
(c)	Cement ord. poly bag Chettinad	Each	155.00	155.00	155.00	155.00			170.00						158.00
(d)	Cement ord. poly bag ACC	Each	160.00	162.25	167.50	182.20	185.00	183.25	178.40	177.00	174.75	167.20	156.00	168.20	171.81
(e)	Cement ord. poly bag Malabar	Each			156.00	170.60	175.00	175.00	175.00	175.00	170.00	165.00	153.50	158.00	167.31
20	Steel 10 mm.	Kg.	22.70	22.53	25.83	26.62	26.75	24.13	25.76	27.50	27.38	27.10	26.95	27.04	25.86

District wise Yearly Average Retail Prices of Essential Commodities (20 Items)

Sl. No.	Name of Commodity	Unit	TVPM	KLM	PTA	ALP	KTM	IDKI	EKM	TCR	PKD	MLP	KKD	WYD	KNR	KSD	S.AV
1	2	3	4	5	6	7	8	9	10	11	12	13	14	15	16	17	18
1	Tobacco	Kg.	35.17	27.02	44.92	40.00	35.55	42.00	60.50	54.63	46.50	80.83	73.00	67.00	80.33	46.00	52.66
2.(a)	Areca nut	100 Nos...	61.98	51.08	61.06	59.81	64.10	73.81	60.60	55.45	46.44	43.36	56.98	52.92	58.71	50.29	56.46
(b)	Betel Leaves	100 Nos..	18.49	25.63	24.09	18.78	24.64	36.78	18.10	11.26	17.05	15.07	10.43	11.36	13.43	6.35	17.96
3	Mutton Without bones	Kg.	161.98	152.00	143.54	137.17	155.00	125.25	134.67	124.88	120.75	120.00	139.67	120.00	130.00	120.17	134.65
4.(a)	Salt Iodised Powder	500 gm	2.69	2.50	2.70	4.00	3.00	4.69	3.38	3.85	5.95	2.50	3.50	3.00	3.50	3.00	3.45
(b)	Salt Crystal loose	Kg	2.08	2.00	2.00		2.50		2.50	2.00	2.07		2.50				2.21
(c)	Salt Packet	Kg	2.54	2.50	2.89	2.50	3.00	4.00	4.50	2.50	2.57	1.50	5.88	3.00	3.00	2.54	3.07
5	Tea Kannan Devan (Packet)	500 gm	72.26	72.20	71.41	70.33	72.02	72.06	72.00	72.32	71.30	67.28	70.66	72.40	72.24	72.00	71.46
6	Coffee Brook Bond Gr. L	500 gm	69.00	68.97	65.75	68.38	69.00	69.00	69.00	67.83	69.03	67.00	69.00	69.00	69.00	69.00	68.50
7	Baby Food Amul	Kg	137.93	138.00	141.00		129.21	150.37	148.00		140.00	153.58	138.63			140.00	141.67
8	Mundu(Mull)	Each	65.00	68.40	47.00	49.00	70.00	70.00	59.63	52.00	54.00	48.00	60.00	52.03	62.04	48.00	57.51
9	Washing Soda	Kg	18.00	18.00	20.78	17.81	16.00	18.15	27.33	20.89	19.92	16.00	16.00	20.00	18.00	22.00	19.21
10	Washing Soap																
(a)	Washing Soap Sunlight	1/2 bar					7.00		7.00	8.00	7.59	7.00	8.00		7.00	7.00	7.32
(b)	Washing Soap 501	1/2 bar	8.00	8.00	8.00	8.00	8.00	8.00	8.00	7.96	7.63	8.00	8.00	8.00	8.00	8.00	7.97
(c)	Washing Soap Chavi	1/2 bar								12.00	8.00		13.00				11.00

District wise Yearly Average Retail Prices of Essential Commodities (20 Items Contd..)

1	2	3	4	5	6	7	8	9	10	11	12	13	14	15	16	17	18
11	Toilet Soap Lux	Each 100gm	12.74	12.69	12.69	12.50	12.82	12.89	12.58	13.35	12.50	12.70	14.76	12.63	12.96	12.80	12.90
12	Tooth Paste Colgate	100gm tube	25.00	25.00	25.00	25.00	25.00	25.00	25.05	24.78	25.00	25.00	22.00	25.00	25.00	26.02	24.85
13	Razor Blade																
(a)	Razor Blade Topaz	5 Nos.	6.00	5.52	6.00	6.00	7.37	7.00	7.00	6.39	12.45	5.50	5.00		5.54	8.56	6.79
(b)	Razor Blade Ashok	5 Nos.		5.00	4.50	5.13			5.00	6.08			5.00		5.00		5.10
(c)	Razor Blade Silver Prin	5 Nos.								6.01							6.01
(d)	Razor Blade Swish	5 Nos.	5.10	5.00	5.16	5.60	5.60	6.00	6.00	5.69	5.90	5.00	5.00	5.00	5.00	6.00	5.46
14	Tablets Crocin	2 tabs	1.71	1.68	1.62	1.70	1.70	1.72	1.68	1.66	1.66	1.58	1.70	1.60	1.69	1.20	1.63
15	Electric Bulb																
(a)	Electric Bulb Philips	Each (40Wt)	11.00	11.00	10.17	9.50	10.68	11.00	11.00	11.00	11.00	11.00	11.00	10.98	10.54	10.79	10.76
(b)	Electric Bulb Mysore Lamp	Each (40Wt)					10.68	11.00	11.00	10.50	11.00	9.00			11.00		10.60
16	Torch Battery Eveready	Each	10.00	8.00	8.00	8.00	8.00	8.00	10.00	9.02	8.00	7.50	8.00	8.00	8.00	8.00	8.32
17	Paper	24 sheets	10.00	19.17	9.00	6.00	10.00	12.03	12.00	13.34	9.73	10.00	12.00	10.60	10.00	6.33	10.73
18	Firewood Split																
(a)	Firewood split Rubber	Quintal	200.00	175.92	200.00	227.17	146.71			210.00	149.33	160.00	139.08	120.00			172.82
(b)	Firewood split Sawmill	Quintal		200.00	200.00	187.17		144.33		202.50		95.33	127.17		200.94	180.00	167.18
(c)	Firewood split Tamarind	Quintal								224.09	170.00						197.05
(d)	Firewood split Local	Quintal								193.96	140.00	141.27	125.42		200.00	200.00	160.13

District wise Yearly Average Retail Prices of Essential Commodities (20 Items Contd..)

1	2	3	4	5	6	7	8	9	10	11	12	13	14	15	16	17	18
19.(i)	Cement Ord. paper bag																
(a)	Cement ord. paper bag Ramco	Each	170.29	169.35	163.95	173.06	176.27	166.92	177.21	173.38		169.68	171.33	171.50	172.75	177.17	171.76
(b)	Cement ord. paper bag Sanker	Each	176.58	169.35	163.95	173.15	176.52	171.98	178.30	161.38		171.59	172.83	170.06	173.31		171.58
(c)	Cement ord. paper bag Chettinad	Each				169.49		167.71	171.89	155.00		166.48	166.47	166.32	169.67	157.19	165.58
(d)	Cement ord. paper bag ACC	Each				175.24		167.71	171.46	179.16		171.05	173.70	174.41	174.73	169.69	173.02
(e)	Cement ord. paper bag Malabar	Each				170.33		163.32	174.27	175.32		167.00	164.57	171.13	169.02	157.44	168.04
(ii)	Cement ord. poly bag																
(a)	Cement ord. poly bag Ramco	Each	164.84		158.95	168.06	171.27		172.20	145.00		164.68	166.26	166.55	167.64	170.48	165.08
(b)	Cement ord. poly bag Sanker	Each	171.57		158.95	168.31	171.52		173.17	165.98		166.59	178.00	164.76	168.13		168.70
(c)	Cement ord. poly bag Chettinad	Each				164.49			166.89	164.15		161.10	153.24	162.35	164.67	158.00	161.86
(d)	Cement ord. poly bag ACC	Each				170.31			166.43	172.52	170.10	166.36	168.75	169.54	169.55	171.81	169.48
(e)	Cement ord. poly bag Malabar	Each				165.37			169.24	167.21	176.31			170.26	163.84	167.31	168.51
20	Steel 10 mm.	Kg.	26.78	26.28	25.70	26.25	26.28	25.40	25.88	24.62	25.26	25.26	25.22	25.51	25.71	25.86	25.71

Monthly wholesale price of Coir

Rs/Quintal

Sl. No	Variety	Jan	Feb	Mar	Apr	May	Jun	Jul	Aug	Sep	Oct	Nov	Dec	Avg
1	Anjuthengu	2912	2912	2945	2981	3036	3077	3118	3072	3119	3240	3216	3155	3065
2	Mangadan	1935	1987	2016	2025	2057	2121	2410	2283	2225	2270	2317	2407	2171
3	Vettoor	2560	2600	2600	2600	2863	3000	2740	2712	2788	2855	2850	2890	2755
4	Vaikom yarn	2195	2225	2244	2333	2358	2360	2363	2375	2375	2370	2369	2450	2335
5	Arattupuzha	2475	2475	2500	2575	2550	2569	2590	2656	2694	2725	2801	2800	2618
6	Bleached yarn	2100	2200	2100	2100	2100	2100	2100	2133	2250	2250	2263	2290	2166
7	Paravoor yarn (thick)	1667	1667	1667	1667	1667	1667	1720	1773	1733	1733	1750	1767	1707
8	Parvoo yarn (thin)	1833	1833	1833	1833	1833	1933	2059	2067	2067	2067	2067	2067	1958
9	Nermma coir	2740	2750	2850	2850	2850	2850	2810	2825	2850	2850	2850	2710	2815
10	Beypore	2400	2400	2400	2400	2450	2450	2450	2450	2450	2450	2450	2400	2429
11	Quilandy	2750	2750	2775	2800	2850	2850	2910	2963	3000	3050	3050	3000	2896
12	Pachachoody	1700	1750	1800	1800	1800	1800	1800	1800	1800	1800	1800	1950	1800
13	Valcoir	2440	2200	2200	2220	2525	2600	2600	2600	2600	2600	2600	2600	2482
	A V E R A G E	2285	2288	2302	2322	2380	2414	2436	2439	2458	2482	2491	2499	2400

Monthly wholesale price of Raw Husk

Rs/1000Nos

Sl. No	Name of centres	Jan	Feb	Mar	Apr	May	Jun	Jul	Aug	Sep	Oct	Nov	Dec	AVG
1	Anjuthengu	763	768	820	882	1100	1163	1230	1275	1263	1240	1275	1350	1094
2	Thiruvallam	600	600	625	750	750	750	750	750	775	950	1023	1250	798
3	Kaniyapuram	750	750	775	950	950	950	950	950	963	1000	1125	1280	949
4	Paravoor	680	725	787	800	800	925	840	713	763	750	750	780	776
5	Mangad	710	750	788	800	800	869	790	813	806	805	800	800	794
6	Chavara South	610	650	650	650	725	788	800	800	825	850	850	860	755
7	Thevalakara	670	750	750	1180	322	768	795	850	925	950	950	950	822
8	Perumon	NT	NT	NT	NT	NT	NT	887	857	813	800	800	800	826
9	Manroe Island	NT	NT	NT	NT	NT	NT	787	725	725	780	800	805	770
10	Clappana	660	700	700	680	719	744	750	750	744	735	750	760	724
11	Alumpeedika	640	700	700	700	737	750	770	800	800	800	800	800	750
12	Kumarapuram	360	360	272	370	370	370	370	433	418	488	493	508	401
13	Muthukulam	360	360	272	370	370	370	370	433	418	488	500	508	402
14	Cherthala	300	300	300	340	350	350	350	350	350	350	350	350	337
15	Poochakkal	250	250	250	250	NT	NT	350	350	350	350	350	350	310
16	Vadayar	NT	NT	NT	NT	NT	NT	NT	NT	NT	NT	NT	375	375
	Chembu													

Raw husk (contd)

Rs/1000 Nos.

Sl. No	Name of centres	Jan	Feb	Mar	Apr	May	Jun	Jul	Aug	Sep	Oct	Nov	Dec	AVG
17	Kalavoor	NT	NT	NT	NT	NT	NT	NT	NT	NT	350	400	380	377
18	Punnapra	NT	NT	NT	NT	NT	NT	NT	360	355	350	363	380	362
19	Mannamcherry	NT	NT	NT	NT	NT	NT	NT	350	350	350	363	375	358
20	Pailipuram	150	150	150	150	150	150	230	250	250	238	263	240	198
21	Chellanam	150	150	150	150	150	150	150	250	250	250	250	250	192
22	Kodungallur	275	275	300	275	275	312	368	380	380	380	380	380	332
23	Ponnani	394	400	400	400	400	400	400	400	400	400	400	400	400
24	Purangu	524	380	395	400	400	400	400	400	425	430	400	400	413
25	Elathur	708	475	475	475	456	456	430	425	406	360	375	440	457
26	Olavanna	303	375	394	400	400	400	400	370	360	360	360	360	374
27	Puathur	320	300	316	326	385	400	400	400	400	400	363	350	363
28	Kanayamkode	354	480	480	480	473	450	431	445	450	450	451	480	452
AVERAGE		479	484	489	535	528	567	583	572	576	580	592	606	553

Monthly wholesale price of Rotted Husk

Rs/1000Nos

Sl. No	Name of centres	Jan	Feb	Mar	Apr	May	Jun	Jul	Aug	Sep	Oct	Nov	Dec	AVG
1	Anjuthengu	1100	1100	1200	1260	1500	1500	1500	1500	1525	1540	1550	1710	1415
2	Thiruvallam	850	850	863	950	950	950	950	950	1012	1250	1355	1570	1042
3	Kaniyapuram	950	950	988	1200	1200	1200	1200	1200	1275	1350	1475	1600	1216
4	Paravoor	900	925	988	995	1000	1138	1170	1200	1200	1220	1250	1280	1106
5	Mangad	910	950	988	995	1013	994	950	1025	1038	1160	1100	1250	1031
6	Chavara South	910	950	950	950	988	1000	1000	1050	1100	1100	1100	1110	1017
7	Thevalakara	920	1000	1000	980	975	1038	970	1000	1075	1100	1100	1100	1022
8	Perumon	NT	NT	NT	NT	NT	NT	1250	1250	1225	1200	1231	1280	1239
9	Manroe Island	NT	NT	NT	NT	NT	NT	1150	1150	1200	1250	1256	1300	1218
10	Clappana	890	950	950	950	969	942	950	950	950	950	950	960	947
11	Alumpeedika	870	950	988	980	987	1000	1000	1000	1000	1000	1000	1000	981
12	Kumarapuram	NT	NT	NT	NT	NT	NT	NT	NT	NT	NT	NT	NT	NT
13	Muthukulam	NT	NT	NT	NT	NT	NT	NT	NT	NT	NT	NT	NT	NT
14	Cherthala	450	450	450	450	450	450	460	500	500	500	500	500	472
15	Poochakkal	400	400	400	400	NT	NT	NT	500	500	500	488	500	454
16	Vadayar Chembu	NT	NT	NT	NT	NT	NT	NT	NT	NT	NT	NT	NT	NT
	TV puram													

Rotted husk (contd.)

Rs/1000Nos

Sl. No	Name of centres	Jan	Feb	Mar	Apr	May	Jun	Jul	Aug	Sep	Oct	Nov	Dec	AVG
17	Kalavoor	NT	NT	NT	NT	NT	NT	NT	NT	NT	NT	NT	NT	NT
18	Punnapra	NT	NT	NT	NT	NT	NT	NT	NT	NT	NT	NT	NT	NT
19	Mannamcherry	NT	NT	NT	NT	NT	NT	NT	NT	NT	NT	NT	NT	NT
20	Pallipuram	300	300	300	300	300	300	460	500	500	480	465	450	388
21	Chellanam	300	300	300	300	300	300	300	NT	NT	NT	NT	NT	300
22	Kodungallur	400	400	425	400	400	418	447	450	450	450	450	450	428
23	Ponnani	650	650	650	650	650	650	650	650	650	650	650	650	650
24	Purangu	NT	NT	NT	NT	NT	NT	NT	NT	NT	NT	NT	NT	NT
25	Elathur	740	700	738	770	800	800	800	800	800	800	800	825	781
26	Olavanna	750	750	756	800	800	800	800	800	800	800	788	775	785
27	Puathur	550	550	555	568	633	650	650	650	650	650	631	625	614
28	Kanayamkode	900	900	900	900	900	900	900	900	900	900	900	900	900
	AVERAGE	723	738	757	779	823	835	878	901	918	943	952	992	855

Monthly Average Prices of Spices

Rs/Kg

Sl. No	Districts/ Name of commodities	Jan	Feb	Mar	Apr	May	Jun	Jul	Aug	Sep	Oct	Nov	Dec	AVG
I	KOTTAYAM													
	Nutmug (with shell)	120.00	110.00	105.00	110.00	100.00	76.25	74.00	70.75	83.75	102.00	116.25	140.00	100.67
	Nutmug (with out shell)	172.00	150.00	137.50	155.00	146.25	111.25	108.00	113.75	125.00	135.00	180.00	203.00	144.73
	Mace	348.00	300.00	300.00	317.00	331.25	287.50	275.00	300.00	305.00	345.00	368.75	455.00	327.71
	Cinemon (Singapore)	100.00	100.00	100.00	100.00	105.00	100.00	100.00	100.00	100.00	100.00	100.00	100.00	100.42
	Cinemon (local)	40.00	40.00	40.00	40.00	40.00	40.00	40.00	40.00	40.00	40.00	40.00	40.00	40.00
	Cloves	258.00	260.00	252.50	256.00	293.75	293.75	298.00	328.75	320.00	318.00	342.50	335.00	296.35
	Pepper	78.00	75.00	73.75	78.80	76.50	75.00	74.40	73.50	70.00	72.00	67.66	72.00	73.88
	Cocoa	-	-	-	-	-	-	-	-	-	-	-	-	-
	Vanila (20 ml)	15.00	15.00	15.00	15.00	15.00	15.00	15.40	17.00	17.00	17.00	17.00	17.00	15.87
II	THRISSUR													
	Nutmug (with shell)	109.00	111.25	102.50	101.00	93.75	76.25	76.00	75.00	83.75	110.00	113.75	142.00	99.52
	Nutmug (with out shell)	191.00	187.50	176.25	180.00	136.00	142.50	139.00	130.00	150.00	203.00	210.00	213.00	171.52
	Mace	358.00	360.00	352.50	350.00	340.00	292.50	293.00	277.50	292.50	361.00	402.50	500.00	348.29
	Cinemon Singapore	70.00	70.00	70.00	70.00	68.75	75.00	70.00	75.00	73.50	70.00	70.00	69.00	70.94
	Cinemon local	70.00	70.00	70.00	70.00	68.75	75.00	-	-	-	-	-	-	70.63
	Cloves	210.00	213.75	210.00	217.00	211.25	200.00	236.00	240.00	255.00	262.00	278.75	298.00	235.98
	Pepper	69.00	67.00	70.38	72.60	71.25	68.75	68.60	66.00	62.50	61.00	57.75	62.80	66.47
	Cocoa	21.00	21.00	21.50	22.10	22.69	22.75	22.80	22.60	22.75	19.50	18.50	19.00	21.35

MARKET PRICE OF FOREST PRODUCE IN KERALA

Sl. No	Name of spices	unit	Specification	First quarter			Second quarter			Rs/	
				KLM	KTM	EKM	KKD	KLM	KTM		EKM
1	Bamboo	MT		2150	1793		1100	2150	1793		1100
2	Reed	MT		1584	1793	2659		1584	1793	2659	
3	Eucalyptus	MT	Hybrid	3500	1640				1640		
		MT	Granties		1691				1691		
		Cub M	Girth below 30"			3900				3833	
		"	" above 30"			4400				4400	
		"	" above 50"		6200				6500		
4	Vellapine	Cub M	Below 40"			3550					
	"	"	Above 40 "			4800					
5	Kalpinc	"									
6	Punna	"									
7	Chandana Vemb	"	" below 40"			5300				5300	
		"	" above 40"			8008				8125	
		"	" above 60"		7000				7000		
8	Pali	"									
9	Matti	Cub M	Girth 48" & above				4748				4748
		"	"30" & above		3524	3300	4075		3524	3300	4075
		"	" 18" to 30"		2560	2725	2990		2560	2725	2990
		"	" below 18"		1501				1501		
10	Eleavu	"	Girth below 40"			3200				3200	
		"	" 40" & above	3542	3050	3950			3500	4400	
		"	" 30" to 39"		2118						
		"	" below 30"		1412						
		"	" 36" to 44"				4238				4238
		"	" 32" to 36"				3525				3525
		"	" 14" to 32"				2647				2648

Market Price Of Forest Produce In Kerala (Contd..)

Sl. No	Name of spices	unit	Specification	First quarter				Second quarter											
				KLM	KTM	EKM	KKD	KLM	KTM	EKM	KKD								
11	Kambili	"	"Above 24"				2567												2558
		"	"18" to 24"				2400												2400
		"	"12" to 18"				2355												2355
		"	"Below 12"				2045												2045
12	Vellakil	"	"Below 40"			13000						13333							
		"	"Above 40"			22500						22166							26500
13	Kadamba (Manja)	"	-									7000							
14	Vakkalee	"	-																
15	Benda (Venthakku)	"	-																
16	Uppathy (Vatta)	"	"Above 40"			3200													12200
		"	"Below 40"			2083													3200
		"	Not Speici-fied			1677						2150							2500
17	Pala	"	"Above 40"																3350
		"	"30 " to 40"			2167		1854				2200							2650
18	Thianni	"	"36" to 44"																6356
		"	"32" to 36"																6003
		"	"18" to 32"																5297
		"	"Below 40"			4500													
		"	"Above 40"																
		"	"Above 60"					7000											7000

Market Price Of Forest Produce In Kerala (Contd..)

Sl. No	Name of spices	unit	Specification	Third quarter			Fourth quarter					
				KLM	KTM	EKM	KLM	KTM	EKM	KKD		
1	Bamboo	MT		2150	1793		2167	1793		1133	2167	1200
2	Reed	MT		1584	1793	2659	1584	1793	2925			
3	Eucalyptus	MT	Hybrid		1999			2179				
		MT	Granties		1794			1845				
		Cub M	Girth below 30"			3900			3967			
		"	" above 30"			4500			4767			
		"	" above 50"		5900			5300				
4	Vellapine	Cub M	Below 40"									
	"	"	Above 40 "									
5	Kalpinc	"										
6	Punna	"										
7	Chandana Vemb	"	" below 40"			5233					5250	
		"	" above 40"			8042					8567	
		"	" above 60"		7900			10100				
8	Pali	"	-									
9	Matti	Cub M	Girth 48" & above							4532		
		"	"30" & above		3531	3250		3561	3275	4084	4088	
		"	" 18" to 30"		2560	2667		2589	2633	3027	3184	
		"	" below 18"		1501			1530				
10	Eleavu	"	Girth below 40"	3550		3200	3567		3167			
		"	" 40" & above			4567		2825	4767		4425	
		"	" 30" to 39"					2119			3942	
		"	" below 30"					1412			2433	
		"	" 36" to 44"							4025		
		"	" 32" to 36"							3317		3217
		"	" 14" to 32"							2332		

Monthly Average price of Cocoa

Rs/Kg

Sl. No	DISTRICTS	CENTRES	Jan	Feb	Mar	Apr	May	Jun	Jul	Aug	Sept	Oct	Nov	Dec	AVG
1	Alappuzha	Plikunnu	18.00	18.00	18.00	18.00	18.00	18.00	18.00	18.00	18.00	18.00	18.00	18.00	18.00
2	Kottayam	Kottayam	-	-	-	-	-	-	-	-	-	-	-	-	-
		Paia	20.50	22.00	21.25	22.70	22.75	23.00	19.40	18.00	18.00	19.60	20.00	20.80	20.67
3	Idukki	Kattappana	23.80	23.00	23.00	24.00	24.00	23.50	19.80	18.00	19.00	20.70	20.75	24.00	21.96
		Thodupuzha	23.80	26.25	25.00	25.00	25.00	24.25	20.50	20.50	19.63	20.80	21.38	22.60	22.89
4	Pathanamthitta	Thiruvalla	18.80	18.00	18.00	19.00	19.50	20.00	19.60	18.00	16.25	16.80	17.00	17.20	18.18
5	Ernakulam	Muvattupuzha	24.00	24.00	24.00	22.66	24.50	23.13	19.80	18.50	18.38	20.10	20.50	20.60	21.68
		Kothamangalam	24.00	24.00	24.00	24.00	25.00	23.50	19.80	18.00	17.75	20.00	20.00	20.00	21.67
6	Thrissur	Thrissur	21.00	21.00	21.50	22.10	22.66	22.75	22.60	22.50	22.75	19.50	18.50	19.00	21.32
		AVERAGE	22.27	22.61	22.39	22.78	23.34	22.88	20.21	19.07	18.82	19.64	19.73	20.60	20.84

PARITY INDEX

Base-1952=100

Sl.No	ITEMS	JAN	FEB	MAR	APR	MAY	JUN	JUL	AUG	SEP	OCT	NOV	DEC	AVG
1	Prices received by Farmers	2626	2592	2632	2652	2686	2717	2733	2702	2595	2558	2618	2702	2651
2	Domestic Expenditure	2671	2666	2651	2651	2676	2718	2708	2716	2726	2720	2753	2758	2701
3	Farm cultivation price	7141	7140	7149	7142	7237	7286	7323	7448	7668	7609	7510	7668	7360
4	Prices Paid	4367	4363	4353	4351	4401	4450	4453	4498	4572	4549	4547	4599	4459
5	Parity Index	60	59	60	61	61	61	61	60	57	56	58	59	59

INDEX NUMBER OF WAGES OF RURAL SKILLED WORKERS AND AGRICULTURAL WORKERS

Base: 1952-53=100

MONTH	SKILLED LABOURS		PADDY FIELD LABOUR		OTHER AGRICULTURAL LABOUR		HERDSMAN	CHILDREN
	CARPENTER	MASAN	BUNDING MEN	TRANSPLANTING WOMEN	TILLING MEN	HEADLOAD WOMEN		
January	7812.58	7636.99	8579.30	10757.84	8984.56	11983.39	-	-
February	7812.58	7636.99	8579.30	10757.84	8984.56	11926.48	-	-
March	7812.58	7636.99	8579.30	10847.93	8984.56	11926.48	-	-
April	7874.58	7698.99	8642.30	11080.05	9085.82	12014.32	-	-
May	7924.58	7698.99	8642.30	10716.24	9140.82	12014.32	-	-
June	7924.58	7698.99	8688.39	10716.24	9213.38	12132.84	-	-
July	7982.60	7757.01	8718.92	10815.01	9261.38	12132.84	-	-
August	8024.26	7798.67	8718.92	10815.01	9261.38	12132.84	-	-
September	8024.26	7798.67	8815.08	10815.01	9298.97	12132.84	-	-
October	8056.79	7818.67	8848.41	10815.01	9318.20	12831.29	-	-
November	8190.54	7912.42	8976.74	10979.62	9393.20	12459.30	-	-
December	8190.54	7870.76	8976.74	11034.36	9393.20	12641.79	-	-
AVERAGE	7969.21	7747.01	8730.48	10845.85	9193.34	12194.06	-	-

CENTRE WISE MONTH WISE GENERAL INDEX FOR THE YEAR 2004

BASE 1998-99=100

Sl. No	Centre	Linking Factors	Jan	Feb	Mar	Apr	May	Jun	July	Aug	Sep	Oct	Nov	Dec	Avg
1	Thiruvananthapuram	10.39	125	125	124	123	124	126	127	127	128	127	130	131	126
2	Kollam	10.28	126	125	125	125	126	129	126	126	127	126	127	128	126
3	Punalur	9.96	116	115	114	113	114	116	117	116	117	117	119	119	116
4	Pathanamthitta	-	119	120	119	120	121	123	123	122	122	122	123	123	121
5	Alappuzha	10.45	118	118	117	117	119	121	121	122	122	122	124	124	120
6	Kottayam	10.40	119	120	119	119	120	122	121	122	122	122	123	122	121
7	Mundakkayam	10.12	116	115	116	116	117	119	119	121	119	119	121	121	118
8	Munnar	10.03	115	116	115	116	117	119	118	119	119	119	120	120	118
9	Ernakulam	9.92	119	119	118	118	119	121	121	121	122	123	123	124	121
10	Chalakkudy	10.60	118	117	118	118	119	121	119	120	120	119	121	121	119
11	Thrissur	10.05	119	118	117	118	119	119	120	120	120	120	121	121	119
12	Patakad	10.48	116	117	116	117	119	122	122	122	123	122	123	123	120
13	Malappuram	10.30	120	120	119	119	121	124	121	122	123	122	124	125	122
14	Kozhikode	10.08	118	117	117	118	120	123	120	120	120	120	121	121	120
15	Meppady	10.64	116	115	114	115	117	119	117	118	118	118	119	119	117
16	Kannur	10.06	121	121	120	120	122	125	126	127	127	126	127	127	124
17	Kasaragod	-	124	125	124	123	124	128	128	127	127	127	127	127	126
	State Average		119	119	118	119	120	122	122	122	122	122	123	123	121

SELLING PRICE OF 18 NOTIFIED SPECIES OF FOREST PRODUCE IN TAMILNADU AND KARNATAKA AS ON 10.03.2004

Rs/

SL NO	NAME OF SPECIES	UNIT	CENTER			
			CHENNAI	SHENCOTTA	MANGALORE	BANGALORE
1	Bamboo	MT			5200	
2	Reeds	MT		3500	4000	
3	Eucalyptus	TON		2000	2250	3000
4	Vellapinc	CM		5000		
5	Kalpine	CM	12400		14500	14100
6	Punna	CM		5300		
7	Chandana Vombu	CM		4400		
8	Pali	CM		4200		
9	Matti	CM				10600
10	Elavu	CM		2100		
11	Kambili	CM				
12	Vellakil	CM	35300		26500	
13	Manjakadambu	CM	16000	14100	14000	13000
14	Vekkalce	CM				
15	Banda (Venthekkku)	CM				
16	Uppathy/Vatta	CM	3530	3850	3500	
17	Pala	CM		4250		5300
18	Thani	CM	7000	4940	5300	5300

District wise monthly Average Price of Wastepaper

Rs/Kg

Districts/ Name of commodities	Jan	Feb	Mar	Apr	May	Jun	Jul	Aug	Sept	Oct	Nov	Dec	AVG
1. THIRUVANANTHAPURAM													
News paper (Mal)	4.50	4.50	4.50	4.50	4.70	4.70	4.80	4.80	4.80	4.80	4.80	4.80	4.68
News paper (Eng)	5.50	5.50	5.50	5.50	5.50	5.50	5.50	5.50	5.50	5.50	5.50	5.50	5.50
Weekly	3.50	3.50	3.50	3.50	3.00	3.00	3.70	3.70	3.70	3.70	3.70	3.70	3.52
Gazette	3.50	3.50	3.50	3.50	3.50	3.50	4.50	4.50	4.50	4.50	4.50	4.50	4.00
Text Book	3.50	3.50	3.50	3.50	4.00	4.00	4.00	4.00	4.00	4.00	4.00	4.00	3.83
Note Book	7.00	7.00	7.00	6.50	8.00	8.00	8.00	8.00	8.00	8.00	8.00	8.00	7.63
Other Items	2.00	2.00	2.00	2.00	2.50	2.50	2.50	2.50	2.50	2.50	2.50	2.50	2.33
2. KOLLAM													
News paper (Mal)	4.50	4.50	4.50	5.00	4.50	5.00	5.00	5.00	5.00	5.50	5.50	5.50	4.96
News paper (Eng)	6.00	6.00	6.00	6.00	6.00	7.00	6.00	6.00	6.00	7.00	6.00	7.00	6.25
Weekly	3.00	3.00	3.00	3.00	3.00	3.00	3.00	3.00	3.00	3.00	3.00	3.00	3.00
Gazette	2.50	2.50	2.50	3.00	3.00	3.00	3.00	3.00	3.00	3.00	3.00	3.00	2.88
Text Book	7.00	7.00	7.50	7.00	7.00	7.50	7.00	7.00	7.50	7.00	8.00	8.00	7.29
Note Book	2.50	2.50	2.50	2.50	2.50	3.00	3.00	2.80	2.50	3.00	3.00	3.00	2.73
Other Items	2.00	2.00	2.00	2.00	2.00	3.00	3.00	3.00	3.00	3.00	3.00	3.00	2.58

Wastepaper Contd..

Rs/Kg

Districts/ Name of commodities	Jan	Feb	Mar	Apr	May	Jun	Jul	Aug	Sept	Oct	Nov	Dec	AVG
3. PATHANAMTHITTA													
News paper (Mal)	4.50	4.50	4.50	4.50	4.50	4.50	4.50	4.50	4.50	4.50	4.50	4.50	4.50
News paper (Eng)	4.50	4.50	4.50	4.50	4.50	4.50	4.50	4.50	4.50	4.50	4.50	4.50	4.50
Weekly	4.00	4.00	4.00	4.00	4.00	4.00	4.00	4.00	4.00	4.00	3.00	3.00	3.83
Gazette	3.00	3.00	3.00	3.00	3.00	3.00	3.00	3.00	3.00	3.00	3.50	3.50	3.08
Text Book	7.50	7.50	7.50	7.50	7.50	7.50	7.50	7.50	7.50	7.00	8.00	8.00	7.54
Note Book	2.50	2.50	2.50	2.50	2.50	2.50	2.50	2.50	2.50	3.00	3.00	3.00	2.63
Other Items	-	-	-	-	-	-	-	-	-	-	-	-	-
4. ALAPPUZHA													
News paper (Mal)	5.00	5.00	5.00	5.50	5.50	5.50	5.50	5.50	5.00	5.00	5.00	5.00	5.21
News paper (Eng)	5.00	5.00	5.00	5.50	5.50	5.50	5.50	5.50	5.00	5.00	5.00	5.00	5.21
Weekly	3.50	3.50	4.00	4.00	4.00	4.00	4.00	4.00	3.50	3.50	3.50	3.50	3.75
Gazette	3.50	3.50	3.75	3.75	3.75	4.00	4.00	4.00	3.00	3.00	3.00	3.00	3.52
Text Book	7.00	7.00	7.00	7.00	7.00	7.00	7.00	7.00	7.00	7.00	7.00	7.00	7.00
Note Book	3.00	3.00	3.00	3.00	3.50	3.50	3.50	3.50	3.00	3.00	3.00	3.00	3.17
Other Items	-	-	-	-	-	-	-	-	-	-	-	-	-

Wastepaper Contd..

Rs/Kg

Districts/ Name of commodities	Jan	Feb	Mar	Apr	May	Jun	Jul	Aug	Sept	Oct	Nov	Dec	AVG
5. KOTTAYAM													
News paper (Mal)	5.25	5.25	5.25	5.25	5.25	5.00	5.00	5.00	5.00	5.00	5.00	5.25	5.13
News paper (Eng)	5.25	5.25	5.25	5.25	5.25	5.25	5.25	5.25	5.25	5.25	5.00	5.25	5.23
Weekly	3.00	3.00	3.00	3.00	3.00	3.00	3.00	4.00	4.00	4.00	4.00	4.00	3.42
Gazette	-	-	-	-	-	-	-	-	-	-	-	-	-
Text Book	8.50	8.50	9.00	9.00	8.50	7.00	7.00	7.50	7.50	8.00	8.50	9.00	8.17
Note Book	3.00	3.00	3.00	3.00	3.00	3.00	3.00	3.00	3.00	3.00	3.00	3.00	3.00
Other Items	3.00	3.00	3.00	3.00	3.00	3.00	3.00	3.00	3.00	3.00	3.00	3.00	3.00
6. IDUKKI													
News paper (Mal)	4.50	4.50	4.50	4.50	4.50	4.50	4.50	4.00	4.00	4.00	4.00	4.00	4.29
News paper (Eng)	5.00	5.00	5.00	5.00	5.00	5.00	5.00	4.50	4.50	4.50	4.50	4.50	4.79
Weekly	3.00	3.00	3.00	3.00	3.00	3.00	3.00	3.00	3.00	3.00	3.00	3.00	3.00
Gazette	3.00	3.00	3.00	3.00	3.00	3.00	3.00	3.00	3.00	3.00	3.00	3.00	3.00
Text Book	7.50	8.50	8.00	8.00	8.00	8.00	8.00	8.00	8.00	8.00	8.00	8.00	8.00
Note Book	3.00	3.00	3.00	3.00	3.00	3.00	3.00	3.00	3.00	3.00	3.00	3.00	3.00
Other Items	-	-	-	-	-	-	-	-	-	-	-	-	-

Wastepaper Contd..

Rs/Kg

Districts/ Name of commodities	Jan	Feb	Mar	Apr	May	Jun	Jul	Aug	Sept	Oct	Nov	Dec	AVG
7. ERANAKULAM													
News paper (Mal)	5.00	5.00	5.00	5.00	5.00	5.20	5.20	5.00	5.00	5.00	5.00	5.00	5.03
News paper (Eng)	5.30	5.30	5.30	5.30	5.50	5.50	5.50	5.00	5.20	5.20	5.20	5.20	5.29
Weekly	4.00	4.00	4.00	4.00	4.00	4.00	4.00	4.00	4.00	4.00	4.00	4.00	4.00
Gazette	5.00	5.00	5.00	5.00	5.00	5.00	5.00	4.50	5.00	5.00	5.00	5.00	4.96
Text Book	7.00	7.00	7.00	7.00	7.00	7.50	7.50	6.00	7.00	7.00	7.00	7.00	7.00
Note Book	3.50	3.50	3.50	3.50	3.50	3.30	3.30	3.00	3.00	3.00	3.00	3.50	3.30
Other Items	4.00	4.00	4.00	4.00	4.50	4.50	4.50	4.50	4.50	4.50	4.50	4.50	4.33
8. THRISSUR													
News paper (Mal)	5.00	5.00	5.00	5.00	5.00	5.00	5.00	5.00	5.00	5.00	5.00	5.00	5.00
News paper (Eng)	5.50	5.50	5.50	5.50	5.50	5.50	5.50	5.50	5.50	5.50	5.50	5.50	5.50
Weekly	4.00	3.50	3.50	4.00	3.50	4.00	4.00	4.00	4.00	4.00	4.00	4.00	3.88
Gazette	5.00	5.00	5.00	5.00	5.00	5.00	5.00	5.00	5.00	5.00	5.00	5.00	5.00
Text Book	8.00	8.00	8.00	8.00	7.50	7.00	7.00	7.00	8.00	8.00	8.00	8.00	7.71
Note Book	3.00	3.00	3.00	3.00	3.00	3.00	3.00	3.00	3.00	3.00	3.00	3.00	3.00
Other Items	-	-	-	-	-	-	-	-	-	-	-	-	-

Wastepaper Contd..

Rs/Kg

Districts/ Name of commodities	Jan	Feb	Mar	Apr	May	Jun	Jul	Aug	Sept	Oct	Nov	Dec	AVG
9. PALAKKAD													
News paper (Mal)	4.50	5.00	4.50	4.00	4.50	4.50	5.00	4.50	4.50	4.50	4.50	4.50	4.54
News paper (Eng)	4.50	5.00	4.50	4.00	4.50	4.75	5.00	4.50	5.00	5.00	5.00	5.00	4.73
Weekly	4.00	4.00	4.00	3.50	3.50	3.50	3.50	3.50	3.50	3.50	3.50	3.50	3.63
Gazette	3.00	3.00	3.00	3.00	3.00	3.00	3.00	3.00	3.25	3.25	3.25	3.25	3.08
Text Book	6.00	6.50	5.00	5.00	6.00	7.00	7.50	7.00	7.00	6.00	6.00	6.00	6.25
Note Book	2.50	3.00	3.00	3.00	3.00	3.00	3.00	3.00	3.25	3.25	3.25	3.25	3.04
Other Items	2.00	2.50	2.00	2.00	2.00	2.00	2.00	2.00	2.00	2.00	2.00	2.00	2.04
10. MALAPPURAM													
News paper (Mal)	4.50	4.50	4.50	4.50	4.50	4.50	4.50	4.50	4.50	4.50	4.50	4.50	4.50
News paper (Eng)	4.50	4.50	4.50	4.50	4.50	4.50	4.50	4.50	4.50	4.50	4.50	4.50	4.50
Weekly	3.00	3.00	3.00	3.00	3.00	2.75	3.00	3.00	3.00	3.00	3.00	3.00	2.98
Gazette	3.00	3.00	3.00	3.00	2.75	2.75	3.00	3.00	3.00	3.00	3.00	3.00	2.96
Text Book	8.00	8.50	9.00	9.00	8.00	7.50	7.50	7.50	7.50	8.00	8.50	8.50	8.13
Note Book	3.00	3.00	3.00	3.00	2.75	2.75	3.00	3.00	3.00	3.00	3.00	3.00	2.96
Other Items	3.00	3.00	3.00	3.00	2.75	2.75	3.00	3.00	3.00	3.00	3.00	3.00	2.96

Wastepaper Contd..

Rs/Kg

Districts/ Name of commodities	Jan	Feb	Mar	Apr	May	Jun	Jul	Aug	Sept	Oct	Nov	Dec	AVG
11. KOZHIKODE													
News paper (Mal)	3.80	3.80	3.83	3.83	4.17	4.33	4.41	4.33	4.33	4.50	4.25	4.33	4.16
News paper (Eng)	4.20	4.20	4.17	4.17	4.33	4.50	4.58	4.50	4.50	4.66	4.75	4.50	4.42
Weekly	3.60	3.60	3.58	3.58	3.83	4.00	3.75	4.00	4.00	3.83	3.75	3.66	3.77
Gazette	2.70	2.80	2.75	2.92	3.06	3.25	3.33	3.00	3.00	3.25	3.00	3.00	3.01
Text Book	6.80	6.90	7.00	7.66	7.00	7.67	7.50	7.00	7.00	7.00	7.00	7.33	7.16
Note Book	2.70	2.60	2.67	2.83	2.50	2.67	2.91	2.50	2.50	2.50	2.50	2.50	2.62
Other Items													
12. WAYANAD													
News paper (Mal)	4.25	4.00	4.50	4.25	4.25	4.25	4.50	4.25	4.50	4.25	4.25	4.25	4.29
News paper (Eng)	4.50	4.50	5.00	4.75	4.50	4.25	4.75	4.50	4.25	4.50	4.50	4.50	4.54
Weekly	3.00	3.00	4.60	4.00	3.50	3.00	3.25	3.00	3.00	3.00	3.00	3.00	3.28
Gazette	3.00	2.00	3.50	3.50	3.00	2.50	2.60	2.50	2.25	3.00	3.00	2.50	2.78
Text Book	8.00	9.00	10.00	10.00	7.00	6.50	7.15	7.50	7.00	7.50	7.00	7.25	7.83
Note Book	2.75	2.80	2.50	2.00	2.00	2.00	2.20	2.00	2.00	2.00	2.25	2.00	2.21
Other Items	2.25	2.00	2.50	2.00	2.00	2.00	2.20	2.00	2.00	2.00	2.00	2.00	2.08

Wastepaper Contd..

Districts/ Name of commodities	Rs/Kg												AVG				
	Jan	Feb	Mar	Apr	May	Jun	Jul	Aug	Sept	Oct	Nov	Dec					
13. KANNUR																	
News paper (Mal)	4.67	4.67	4.67	4.50	4.75	4.75	4.90	4.83	4.83	4.50	4.16	4.33	4.63				
News paper (Eng)	5.17	5.17	5.17	5.00	5.00	5.00	5.32	5.25	5.42	5.33	4.66	5.00	5.12				
Weekly	4.00	4.00	4.00	3.83	4.33	4.17	4.33	3.83	4.07	3.50	3.66	3.66	3.95				
Gazette	3.00	3.00	3.00	2.83	2.83	2.83	2.92	2.92	2.92	2.66	2.66	2.83	2.87				
Text Book	7.42	7.33	7.42	7.33	7.33	7.17	7.17	7.67	7.67	7.33	7.16	7.16	7.35				
Note Book	3.10	3.00	3.10	3.17	3.00	3.10	2.93	3.17	3.33	2.83	2.56	2.66	3.00				
Other Items	1.52	1.58	1.50	1.83	1.83	2.00	2.00	2.27	2.10	1.83	2.25	2.08	1.90				
14. KASARAGOD																	
News paper (Mal)	3.75	3.75	3.75	3.75	3.75	3.75	3.75	3.75	3.75	3.75	3.75	3.75	3.75				
News paper (Eng)	3.75	3.75	3.75	3.75	3.75	3.75	3.75	3.75	3.75	3.75	3.75	3.75	3.75				
Weekly	2.00	2.00	2.00	2.00	2.00	2.00	2.00	2.00	2.00	2.00	2.00	2.00	2.00				
Gazette	1.50	1.50	1.50	1.50	2.00	2.00	2.00	2.00	2.00	2.00	2.00	2.00	1.83				
Text Book	6.00	6.00	6.00	6.00	6.00	6.00	6.00	6.00	6.00	6.00	6.00	6.00	6.00				
Note Book	1.50	1.50	1.50	1.50	2.00	2.00	2.00	2.00	2.00	2.00	2.00	2.00	1.83				
Other Items	-	-	-	-	-	-	-	-	-	-	-	-	-				

State Average of Waste paper

Sl. No	Name of District	Newspaper English	Newspaper Malayalam	Weekly / Magazines	Gazette	Notebook	Text Book	Other Items
1	Thiruvananthapuram	5.50	4.68	3.52	4.00	7.63	3.83	2.33
2	Kollam	6.25	4.96	3.00	2.88	2.73	7.29	2.58
3	Pathanamthitta	4.50	4.50	3.83	3.08	2.63	7.54	-
4	Alappuzha	5.21	5.21	3.75	3.52	3.17	7.00	-
5	Kottayam	5.23	5.13	3.42		3.00	8.17	3.00
6	Idukki	4.79	4.29	3.00	3.00	3.00	8.00	-
7	Eranakulam	5.29	5.03	4.00	4.96	3.30	7.00	4.33
8	Thrissur	5.50	5.00	3.88	5.00	3.00	7.71	-
9	Palakkad	4.73	4.54	3.63	3.08	3.04	6.25	2.04
10	Malappuram	4.50	4.50	2.98	2.96	2.96	8.13	2.96
11	Kozhikode	4.42	4.16	3.77	3.01	2.62	7.16	-
12	Wayanad	4.54	4.29	3.28	2.78	2.21	7.83	2.08
13	Kannur	5.12	4.63	3.95	2.87	3.00	7.35	1.90
14	Kasaragod	3.75	3.75	2.00	1.83	1.83	6.00	-
	Average							

MONTHLY STATEMENT SHOWING THE STOCK, WHOLESALE PRICE & RETAIL PRICE OF SALT 2004

MONTH	Centre	TVPM		KLM	ALP	KTM		EKM		TCR	PKD	MLP	KKD	KNR
		common	sprinkle			common	sprinkle	common	sprinkle					
January	Stock (Qtls)	500.00	950.00	950.00	550.00	2500.00	2700.00	578.00	1840.00	130.00	590.00	50.00	574.70	1000.00
	Wholesale Price (Qtls) (0.00)	100.00	340.00	100.00	120.00	110.00	380.00	200.00	340.00	115.00	175.00	124.00	142.90	160.00
	Retail Price (0.00)	2.00	4.50	2.50	2.50	2.50	5.50	5.00	2.50	2.00	2.50	2.50	2.50	3.00
February	Stock (Qtls)	550.00	975.00	950.00	700.00	2300.00	2800.00	595.00	1890.00	117.00	530.00	50.00	429.10	1000.00
	Wholesale Price (Qtls) (0.00)	100.00	340.00	100.00	120.00	110.00	380.00	200.00	340.00	117.00	100.00	96.00	142.90	168.00
	Retail Price (0.00)	2.00	4.50	2.50	2.50	2.50	5.50	5.00	2.50	2.00	2.00	2.00	2.50	3.00
March	Stock (Qtls)	610.00	1025.00	1000.00	600.00	2200.00	3000.00	636.00	1980.00	92.00	575.00	50.00	531.00	800.00
	Wholesale Price (Qtls) (0.00)	100.00	340.00	100.00	120.00	110.00	380.00	200.00	340.00	118.00	100.00	96.00	143.00	170.00
	Retail Price (0.00)	2.00	4.50	2.50	2.50	2.50	5.50	5.00	2.50	2.50	2.00	2.00	2.50	3.00
April	Stock (Qtls)	650.00	1050.00	1050.00	700.00	2400.00	2800.00	645.00	1990.00	216.00	590.00	50.00	484.00	800.00
	Wholesale Price (Qtls) (0.00)	100.00	340.00	100.00	120.00	110.00	380.00	200.00	340.00	118.00	175.00	96.00	143.00	200.00
	Retail Price (0.00)	2.00	4.50	2.50	2.50	2.50	5.50	2.50	5.00	2.50	2.00	2.00	2.50	3.00
May	Stock (Qtls)	625.00	1010.00	950.00	650.00	2600.00	2700.00	654.00	1987.00	195.00	575.00	50.00	496.30	1000.00
	Wholesale Price (Qtls) (0.00)	100.00	340.00	100.00	120.00	110.00	380.00	200.00	340.00	118.00	175.00	96.00	143.00	200.00
	Retail Price (0.00)	2.00	4.50	2.50	2.50	2.50	5.50	2.50	5.00	2.50	2.00	2.00	2.50	3.00
June	Stock (Qtls)	635.00	1050.00	900.00	550.00	2600.00	2700.00	662.00	1970.00	121.00	590.00	50.00	376.00	950.00
	Wholesale Price (Qtls) (0.00)	100.00	340.00	100.00	120.00	110.00	380.00	200.00	340.00	118.00	175.00	96.00	143.00	200.00
	Retail Price (0.00)	2.00	4.50	2.50	2.50	2.50	5.50	2.50	6.00	2.50	2.00	2.00	2.50	3.00

Salt Contd.....

MONTH	Centre	TVPM		KLM		ALP		KTM		EKM		TCR	PKD	MLP	KKD	KNR
		common	sprinkle	common	sprinkle	common	sprinkle	common	sprinkle	common	sprinkle					
July	Stock (Qtls)	575.00	975.00	1000.00	2300.00	700.00	2500.00	2300.00	89.00	1995.00	172.00	600.00	50.00	398.30	1100.00	
	Wholesale Price (Qtls) (0.00)	140.00	340.00	100.00	380.00	120.00	116.00	380.00	200.00	340.00	118.00	175.00	96.00	143.00	200.00	
	Retail Price (0.00)	2.50	4.50	2.50	5.50	2.50	2.50	5.50	3.00	6.00	2.50	2.00		2.50	3.00	
August	Stock (Qtls)	605.00	1025.00	1050.00	2900.00	800.00	3000.00	2900.00	91.00	1990.00	176.00	530.00	50.00	471.80	1250.00	
	Wholesale Price (Qtls) (0.00)	140.00	340.00	100.00	380.00	120.00	120.00	380.00	200.00	340.00	118.00	175.00	96.00	143.00	200.00	
	Retail Price (0.00)	2.50	4.50	2.50	5.50	2.50	2.50	5.50	3.00	5.00	2.50	2.00		2.50	3.00	
September	Stock (Qtls)	610.00	1030.00	950.00	3000.00	600.00	2600.00	3000.00	43.00	1344.00	142.00	550.00	50.00	456.40	1340.00	
	Wholesale Price (Qtls) (0.00)	140.00	340.00	100.00	380.00	110.00	160.00	380.00	200.00	340.00	118.00	175.00	106.00	143.00	200.00	
	Retail Price (0.00)	2.50	4.50	2.50	5.50	2.50	3.00	5.50	3.00	5.00	2.50	2.00		2.50	3.00	
October	Stock (Qtls)	600.00	1025.00	1000.00	2600.00	650.00	2750.00	2600.00	41.00	1325.00	149.00	550.00	50.00	343.70	1450.00	
	Wholesale Price (Qtls) (0.00)	140.00	340.00	100.00	380.00	120.00	160.00	380.00	200.00	340.00	118.00	175.00	106.00	154.00	200.00	
	Retail Price (0.00)	2.50	4.50	2.50	5.50	2.50	3.00	5.50	3.00	5.00	2.50	2.00		2.50	3.00	
November	Stock (Qtls)	620.00	1040.00	1050.00	2300.00	600.00	2400.00	2300.00	40.00	1250.00	132.00	550.00	50.00	478.10	1550.00	
	Wholesale Price (Qtls) (0.00)	148.00	340.00	100.00	380.00	110.00	180.00	380.00	200.00	340.00	133.00	175.00	116.00	160.00	200.00	
	Retail Price (0.00)	2.50	4.50	2.50	5.50	2.50	3.00	5.50	3.00	5.00	2.50	2.00		2.50	3.00	
December	Stock (Qtls)	615.00	1045.00	1025.00	2000.00	580.00	2100.00	2000.00	120.00	1300.00	118.00	550.00	100.00	422.80	1580.00	
	Wholesale Price (Qtls) (0.00)	148.00	340.00	100.00	380.00	110.00	180.00	380.00	160.00	340.00	133.00	175.00	118.00	168.60	200.00	
	Retail Price (0.00)	2.50	4.50	2.50	5.00	2.50	3.00	5.00	3.00	5.00	2.50	2.00		2.50	3.00	

WHOLESALE PRICE INDICES OF AGRICULTURAL COMMODITIES (GROUP WISE)

Base: 1952= 100

MONTH	Food grains	Molasses	Condiments & spices	Fruits & vegetables	Food crops	Oil seeds	Plantation Crops	Non food Crops	All Crops
1	2	3	4	5	6	7	8	9	10
January	2595.90	2264.91	2199.52	3680.55	2704.00	3690.84	1459.03	3016.83	2818.18
February	2588.42	2301.75	2438.16	3822.17	2763.26	3539.45	1458.02	2910.86	2817.13
March	2544.38	2314.95	2471.24	3778.47	2733.68	3548.62	1569.35	2950.88	2812.96
April	2577.43	2549.35	2688.70	3708.94	2785.89	3673.92	1638.16	3059.12	2885.62
May	2635.22	2843.91	3313.38	3405.87	2882.68	3614.29	1588.72	3002.57	2926.44
June	2666.94	3103.12	3602.30	3376.39	2953.26	3900.14	1632.97	3215.45	3048.96
July	2629.84	3003.91	4025.46	3414.40	3001.89	4019.19	2147.71	3454.00	3166.91
August	2622.13	3120.76	3206.39	3460.97	2875.08	4269.20	2094.16	3612.34	3144.18
September	2607.78	3477.06	2594.04	3430.16	2772.34	4168.59	2082.34	3538.54	3052.00
October	2582.18	3603.99	2443.71	3402.02	2730.86	4229.15	2079.58	3579.98	3040.79
November	2590.69	3948.13	2435.37	3416.98	2748.46	4204.38	2075.92	3561.59	3045.25
December	2572.05	3202.77	2498.57	3430.06	2725.26	4186.88	2066.23	3546.44	3024.99
AVERAGE	2601.03	2977.88	2826.40	3527.25	2806.39	3920.39	1824.35	3287.38	2981.95

COMMODITY WISE WHOLE SALE PRICE INDEX

Sl No	Commodity	Jan	Feb	Mar	Apr	May	June	July	Aug	Sept	Oct	Nov	Dec	AVG
1	Rice (Qtl)	2595.9	2588.4	2544.4	2577.4	2635.2	2666.9	2629.8	2622.1	2607.8	2582.2	2590.7	2572.1	2601.1
2	Molasses (Qtl)	2264.9	2301.8	2315.0	2549.4	2843.9	3103.1	3003.9	3120.8	3477.1	3604.0	3948.1	3202.8	2977.9
3	Pepper (Qtl)	701.3	675.5	700.5	729.6	715.2	693.3	691.3	665.8	622.2	606.4	572.2	628.2	666.8
4	Ginger (Qtl)	6167.7	6516.6	7690.3	8242.2	9354.1	10556.5	10114.0	9313.4	9178.1	9272.2	9329.2	9092.2	8735.5
5	Turmeric (Qtl)	9999.8	10400.9	10627.2	11014.6	11041.8	11030.5	10943.0	10543.3	10395.0	10700.7	10570.2	10598.5	10655.4
6	Areca nut (100 Nos)	2378.8	2735.3	2722.9	3001.7	3882.9	4266.5	4918.7	3760.3	2852.2	2640.7	2654.7	2727.3	3211.8
7	Cardamom (Qtl)	2050.8	1947.5	1943.4	1990.9	1999.2	1988.9	1974.4	1898.0	2026.0	1920.7	1798.8	1906.2	1953.7
8	Banana (Qtl)	2264.2	2241.3	1901.6	1959.0	2433.5	2648.9	2812.7	2809.2	2487.5	2176.1	1986.5	1524.4	2270.4
9	Tapioca (Qtl)	3568.3	3524.2	3619.9	3723.1	3682.8	3572.1	3622.4	3726.9	3725.6	3728.1	3801.1	3927.0	3685.1
10	Cashew nut (Qtl)	4082.2	4440.1	4320.3	4055.0	3333.8	3333.8	3333.8	3333.8	3333.8	3333.8	3333.8	3333.8	3630.7
11	Coconut with husk (100Nos)	3691.8	3535.6	3548.9	3675.0	3604.3	3902.1	4025.6	4284.9	4182.3	4245.4	4221.1	4202.9	3926.6
12	Groundnut (Qtl)	4301.8	4301.8	4640.4	4301.8	4301.8	4301.8	4301.8	4301.8	4136.3	4103.2	3970.9	3970.9	4244.5
13	Sesamum (Qtl)	2409.8	2409.8	2409.8	2409.8	2409.8	2409.8	2409.8	2409.8	2409.8	2409.8	2409.8	2409.8	2409.8
14	Lemongrass oil (Qtl)	4164.0	4109.2	3890.0	4054.4	4684.5	4602.3	4602.3	4602.3	4602.3	4602.3	4602.3	4602.3	4426.5
15	Tea (Qtl)	1256.7	1239.3	1387.7	1456.8	1355.3	1358.9	1414.4	1456.2	1463.5	1405.3	1394.8	1381.5	1380.9
16	Coffee (Qtl)	2010.4	2015.9	2003.7	2008.0	2015.9	2112.6	5643.6	5655.9	5717.2	5938.2	5993.4	5993.4	3925.7
17	Rubber (Qtl)	1640.0	1673.7	1763.1	1864.0	1904.2	2014.5	2045.4	1741.0	1648.6	1658.6	1640.6	1634.2	1769.0

MONTHLY AVERAGE MARKET WHOLESale PRICE

COCONUT OIL

YEAR 2004

Rs/Quintal

CENTRES	JAN	FEB	MAR	APR	MAY	JUN	JUL	AUG	SEP	OCT	NOV	DEC	AVG
THIRUVANANTHAPURAM													
Nedumangad	6375	6250	6275	6200	6250	6800	-	-	6933	6800	7025	7320	6623
KOLLAM													
Kollam	6420	6450	6400	6170	6263	6875	6930	7125	6950	6930	7113	7440	6756
ALAPPUZHA													
Alappuzha (Ready)	6330	6188	6217	5995	6200	6725	6735	7013	6681	6740	7025	7183	6586
Chenganoor	6650	6550	6475	6360	6525	7150	7090	7413	8745	7100	7375	7590	7085
PATHANAMTHITTA													
Thiruvalla	6340	5938	5975	5880	6038	6762	6740	6975	6663	6720	7375	7060	6539
KOTTAYAM													
Kottayam	6340	6438	6425	6370	6625	7100	7100	7375	6988	7150	7413	7450	6898
Changanassery	6390	6500	6450	6390	6625	7100	7060	7350	7000	7080	7375	7460	6898
Pala	6360	6313	6300	6180	6400	6938	6915	7213	6894	6950	7275	7360	6758
ERNAKULAM													
Ernakulam	6350	6038	6100	6030	6206	6706	6740	7013	6756	6780	7050	7190	6580
Kochi (Ready)	6300	NT	6150	5985	6238	6738	6735	7019	6663	6740	7091	7195	6623
Aluva	6260	6138	6181	6113	6325	6738	6960	7350	7038	7080	7313	7510	6750
North Paravoor	6405	6125	6204	6135	6344	6749	6785	7088	6781	6955	7144	7190	6659

COCONUT OIL Contd....

Rs/Quintal

CENTRES	JAN	FEB	MAR	APR	MAY	JUN	JUL	AUG	SEP	OCT	NOV	DEC	AVG
THIRISSUR													
Thrissur	5920	6050	6125	6030	6281	6650	6668	6975	6588	6810	7038	7045	6511
Kodungalloor	6260	6075	6094	6045	6250	6725	6715	6988	6650	6840	7050	7100	6566
Irinjalakuda	6097	6094	6106	6030	6231	6656	6666	6963	6581	6780	6994	7040	6520
IDUKKI													
Thodupuzha	6760	6288	6525	6460	6413	7063	7060	7317	7225	7100	7625	7740	6965
KOZHIKODE													
Kozhikode	6320	6469	6363	6230	6469	6819	6775	7044	6700	6860	7175	7095	6693
Badagara	6410	6525	6525	6460	6538	6800	6810	7150	6866	6750	7188	7288	6776
KANNUR													
Kannur	6354	6750	6600	6427	6533	6990	6879	7222	6866	6946	7116	7133	6819
Thaliparambu	-	-	6734	6525	6617	7115	7024	7292	6963	6970	7268	7265	6977
KASARAGOD													
Kanjangad	6300	6563	6538	6390	6433	6863	6700	6967	6663	6590	6875	7070	6663
Kasaragod	6570	6388	6500	6500	6567	6763	6800	6933	6950	6900	6925	7100	6741
AVERAGE	6358	6307	6330	6223	6381	6856	6852	7133	6916	6890	7174	7273	6726

COPRA

Rs/Quintal

CENTRES	JAN	FEB	MAR	APR	MAY	JUN	JUL	AUG	SEP	OCT	NOV	DEC	AVG
THIRUVANANTHAPURAM													
Thiruvanthapuram	4260	4150	4225	4180	4125	4613	4540	4775	4425	4420	4800	4780	4441
KOLLAM													
Kollam	4260	4250	4263	4090	4275	4650	4600	4725	4563	4660	4813	4960	4409
ALAPPUZHA													
Alappuzha (Sundried)	4135	4213	4350	4180	4338	4669	4630	4713	4431	4675	4917	4885	4511
Alappuzha (Pukarasi)	4080	4150	4244	4100	4275	4606	4585	4669	4413	4631	4858	4840	4454
KOTTAYAM													
Kottayam	4125	4063	4038	4020	4300	4750	4788	4850	4700	4725	NT	4767	4464
Changanassery	NT	NT	NT	NT	NT	NT	NT	NT	NT	NT	NT	NT	NT
IDUKKI													
Thodupuzha	4450	4188	4238	4200	4238	4675	4700	4733	4700	4600	4919	4910	4546
ERNAKULAM													
Ernakulam	4130	3945	3950	3999	4145	4288	4500	4675	4469	4565	4863	4940	4372
Kochi	4084	NT	4055	3970	4128	4445	4433	4585	4351	4420	4824	4752	4368
North Paravoor	4187	4025	4080	4032	4166	4444	4456	4655	4456	4566	4676	4716	4372
Kothamangalam	4212	3853	3945	4001	4073	4456	4433	4603	4384	4429	4623	4823	4320
THRISSUR													
Thrissur	4017	4019	4075	4040	4194	4453	4439	4621	4373	4511	4660	4691	4341
Kodungalloor	3977	4035	4069	4058	4186	4506	4494	4663	4424	4526	4646	4682	4356
Finjalakuda	4020	4005	4040	4040	4171	4471	4490	4671	4418	4514	4681	4738	4355

COPRA Contd....

CENTRES	Rs/Quintal												
	JAN	FEB	MAR	APR	MAY	JUN	JUL	AUG	SEP	OCT	NOV	DEC	AVG
KOZHIKODE													
Kozhikode (Eduthapadi)	4190	4275	4363	4140	4275	4500	4450	4550	4400	4570	4775	4796	4440
Kozhikode (Dilpass)	4370	4438	4513	4290	4388	4600	4560	4675	4613	4700	4875	4880	4575
Badagara	4190	4350	4388	4200	4263	4483	4515	4650	4438	4580	4781	4755	4466
KANNUR													
Kannur	4180	4338	4238	4160	4233	4438	4360	4575	4400	4430	4675	4675	4392
Thalassery	3930	4163	4063	4000	4000	4250	4180	4350	4200	4200	4388	4413	4178
Thaliparamba	-	-	4188	4038	4083	4250	4235	4325	4150	4260	4450	4475	4475
KASARAGOD													
Kasaragod	3900	3975	4075	4020	4033	4288	4260	4350	4150	4100	4225	4642	4168
AVERAGE	4142	4135	4170	4088	4194	4492	4482	4621	4423	4504	4708	4756	4395

COCONUT OIL CAKE

CENTRES	Rs/Quintal												
	JAN	FEB	MAR	APR	MAY	JUN	JUL	AUG	SEP	OCT	NOV	DEC	AVG
KOLLAM													
Kollam	1180	1188	1250	1250	1250	1250	1200	1150	1075	1100	1175	1300	1197
ALAPPUZHA													
Alappuzha	NT	NT	NT	NT	NT	NT	NT	NT	NT	NT	NT	NT	NT
KOTTAYAM													
Changanassery	798	813	828	847	872	879	854	848	806	750	750	767	818
ERNAKULAM													
Ernakulam	1120	1100	1100	1180	1238	1213	1200	1200	1200	1220	1250	1300	1193
Kochi (Rotary)	1200	NT	1225	1250	1194	1250	1170	1150	-	1100	1150	1230	1192
Kochi (Expeller)	875	NT	888	931	931	950	925	913	875	875	941	1003	919
North Paravoor	1200	1200	1200	1200	1200	1200	1200	1200	1200	1230	1250	1250	1211
IDUKKI													
Thodupuzha	1300	1275	1300	1300	1300	1300	1300	1300	1300	1250	1300	1360	1299
THRISSUR													
Thrissur	875	828	825	920	944	963	955	925	874	869	891	968	903
Kodungalloor	840	825	831	885	913	925	925	919	886	872	875	915	881
Irinjalakuda (Expeller)	875	831	850	920	931	956	930	919	874	866	891	968	901
Irinjalakuda (D-Oiled)	870	891	914	914	914	914	908	883	883	858	852	898	892
KOZHIKODE													
Kozhikode (Mill)									975	944	950	963	958
Kozhikode (Chekku)	1285	1269	1275	1241	1200	1239	1148	1178	1113	1158	1317	1330	1226
Badakara	930	969	931	945	975	958	962	981	956		950	972	1048
KANNUR													
Kannur	985	985	985	994	1000	1049	1065	1065	1065	1065	1116	1200	1041
AVERAGE	1024	1015	1029	1056	1062	1075	1053	1045	1006	1007	1044	1095	1041

COCONUT WITH OUT HUSK

CENTRES	JAN	FEB	MAR	APR	MAY	JUN	JUL	AUG	SEP	OCT	NOV	DEC	Rs/1000 Nos		
													AVG	AVG	
THIRUVANANTHAPURAM															
Thiruvananthapuram	5700	5275	5125	5100	5000	5700	5620	5650	5650	5650	5875	5980		5527	
Neyyattinkara	4980	4725	4825	4800	4725	5025	5020	5125	5025	5050	5263	5870		5036	
KOLLAM															
Kollam	6580	6500	6975	7040	6400	6650	7000	7550	7425	7880	7925	7380		7109	
Puthoor	7150	7425	7000	6950	6875	7250	7300	8075	8050	8400	9475	10200		7846	
ALAPPUZHA															
Kayamkulam	6320	5900	NT	5950	6263	6958	6980	7350	7133	7280	7375	7500		6819	
Alappuzha	6040	5800	5588	5530	5575	6088	6200	6763	6725	6840	7500	7500		6346	
Chenganoor	6700	6313	6313	6000	6025	6538	6500	6813	6750	6750	7250	8000		6663	
PATHANAMTHITTA															
Thiruvalla	6450	5938	6250	6100	6125	6794	6620	6950	7000	7220	7500	8200		6762	
KOTTAYAM															
Kottayam	6050	5925	6163	5800	5825	6500	6370	6750	6575	6740	6925	7140		6397	
ERNAKULAM															
Ernakulam	6370	6081	6100	6050	6219	6719	6760	7044	6906	6860	6900	7200		6601	
Aluva	7250	6938	7000	7000	7125	7500	7700	8313	7750	7800	7875	8000		7521	
North Paravoor	6070	5400	5400	5350	5463	5775	5960	6150	6100	6170	6300	6500		5887	
IDUKKI															
Thodupuzha	7760	7300	7350	7240	7100	7200	7060	7000	7000	7080	7500	8000		7299	
THRISSUR															
Thrissur	5840	5625	5675	5400	5550	5950	5810	6100	5575	5740	6100	6380		5812	
Kodungalloor	5090	5045	5013	5130	5263	5600	5630	5825	5530	5570	5740	5732		5431	
Irinjalakuda	6350	6150	6000	6000	6063	6338	6600	6800	6538	6560	6975	7000		6448	

COCONUT WITH OUT HUSK Contd..

CENTRES	Rs/1000 Nos												
	JAN	FEB	MAR	APR	MAY	JUN	JUL	AUG	SEP	OCT	NOV	DEC	AVG
PALAKKAD													
Palakkad	6100	6225	6225	6080	6100	6200	6230	6400	6375	6480	6575	6720	6309
MALAPPURAM													
Ponnani	5080	5325	5188	5180	5150	5350	5210	5225	4850	4700	4600	4600	5038
Manjeri (Qtl)	1250	1288	1308	1220	1219	1248	1235	1274	1275	1325	1358	1369	1281
KOZHIKODE													
Kozhikode	4840	4900	4775	4600	4663	4900	4580	4688	4638	4663	4850	4930	4752
KANNUR													
Kannur	5480	5688	5763	5800	5800	6050	6100	6100	6000	6000	6000	6000	5898
Thaliparambu	-	-	6219	6180	6092	6493	6520	6750	6438	6975	7125	7255	6605
Thalasseri	6000	6000	6000	5960	5500	5500	5500	5500	5500	5500	5500	5500	5663
KASARAGOD													
Kasaragod	6500	6500	6500	6500	6533	6525	6500	6500	6500	6500	6500	6500	6505
AVERAGE	5911	5751	5772	5707	5694	6035	6042	6279	6138	6239	6458	6644	6058

COFFEE

CENTRES	Rs/												
	JAN	FEB	MAR	APR	MAY	JUN	JUL	AUG	SEP	OCT	NOV	DEC	AVG
KOTTAYAM													
Kottayam (Rs/Quintal)	2880	2925	2825	2860	2925	3150	3140	3150	3200	3200	3200	3200	3055
IDUKKI													
Kattappana (Rs/Quintal)	2760	2713	2738	2765	2813	3000	2910	3013	3013	3070	3050	3090	2911
KOZHIKODE													
Kozhikode (Coffee Powder-Rs/Kg)	120	120	120	120	120	125	130	130	130	146	150	150	130

CARDAMOM

Rs / Kg

CENTRES	Rs / Kg												
	JAN	FEB	MAR	APR	MAY	JUN	JUL	AUG	SEP	OCT	NOV	DEC	AVG
ERNAKULAM													
Kochi	340	306	305	300	300	300	300	290	378	390	363	425	333
IDUKKI													
Thodupuzha	278	274	261	269	268	275	266	266	255	230	208	217	256
Kattappana	352	324	311	320	345	340	334	349	305	280	263	287	318
Kozhikode													
Kozhikode	375	363	375	395	400	388	390	363	348	310	300	281	357
AVERAGE	335	317	313	321	328	326	323	317	322	303	284	303	316

GINGER DRY

Rs/Quintal

CENTRES	JAN	FEB	MAR	APR	MAY	JUN	JUL	AUG	SEP	OCT	NOV	DEC	AVG
ALAPPUZHA													
Alappuzha	9440	10050	12125	11900	14125	16375	16000	14875	13950	14100	14500	13040	13373
PATHANAMTHITTA													
Adoor	NT	NT	NT	NT	NT	NT	NT	NT	NT	NT	NT	NT	NT
KOTTAYAM													
Ponkunnam	NT	NT	NT	NT	NT	NT	NT	NT	NT	12500	12500	11000	12000
Pala	8250	8025	10275	10820	12250	14667	NT	NT	NT	NT	NT	NT	10715
IDUKKI													
Kattappana	7800	7925	9700	10700	11875	12500	12380	12250	11875	12000	12375	12500	11157
Thodupuzha	8820	9125	10425	11400	13375	14500	14000	13375	14000	14000	14250	13800	12589
ERNAKULAM													
Kochi	9060	9375	10250	11900	13650	17000	15600	14000	14000	14000	14000	14000	13070
Moovattupuzha	10000	8750	11375	11000	12750	15875	13700	13750	12875	12000	NT	NT	12208
Kothamangalam	8000	9000	10750	11500	13500	15000	14600	14000	13500	NT	NT	12000	12185
PALAKKAD													
Palakkad	8100	8250	9750	10500	11750	12500	12500	11875	11500	11700	12000	10400	10902
KOZHIKODE													
Kozhikode	6400	7125	9375	10000	10000	10000	9800	8625	8000	8400	8000	8700	8702
KANNUR													
Thalasseri	7810	7625	9875	10400	11333	13500	12600	11250	11500	NT	NT	NT	10655
Thaliparamba	7750	7425	8900	9500	10000	10000	10000	10000	10000	NT	NT	NT	9286
AVERAGE	8312	8425	10255	10875	12237	13811	13118	24400	12120	12338	12518	11930	11439

RUBBER

CENTRES	Rs/Quintal												
	JAN	FEB	MAR	APR	MAY	JUN	JUL	AUG	SEP	OCT	NOV	DEC	AVG
THIRUVANANTHAPURAM													
Nedumangad	4800	4913	5206	5510	5638	5913	6110	5050	4806	4910	4881	4825	5214
KOLLAM													
Puthur	4815	4925	5200	5515	5625	5856	6030	5069	4769	4860	4819	4770	5188
Punalur	4830	4875	5138	5440	5556	5838	5770	4950	4619	4760	4725	4800	5108
KOTTAYAM													
Kottayam	4850	5019	5263	5585	5663	5950	6110	5188	4838	4955	4900	4800	5260
Pala	4860	4925	5300	5550	5763	6038	6070	5144	4719	4930	4813	4800	5243
IDUKKI													
Thodupuzha	4765	4888	5113	5420	5531	5819	5865	4988	4688	4790	4769	4700	5106
ERNAKULAM													
Kochi	4705	4800	5050	5390	5581	5856	5950	5025	5013	4775	4706	4655	5126
Moovattupuzha	4735	4863	5175	5400	5563	5850	5800	4938	4738	4810	4725	4630	5102
Kothamangalam	5110	5188	5500	5694	5775	6150	6490	5406	5100	5200	5144	5100	5488
KOZHIKODE													
Kozhikode	5145	5231	5538	5775	5869	6338	6520	5563	5156	5255	5200	5200	5566
KANNUR													
Thalasseri	4930	4969	5231	5560	5767	6038	6170	5288	4925	4990	4950	4983	5317
Thaliparamba	4840	4975	5238	5590	5717	6006	6170	5275	4888	4960	4900	4880	5287
KASARAGOD													
Kanjanad	4930	4963	5225	5600	5817	5925	6140	5238	4938	5000	4912	4840	5294
AVERAGE	4870	4964	5244	5541	5682	5967	6087	5163	4861	4938	4880	4845	5254

LEMON GRASS OIL

CENTRES	Rs/Quintal												
	JAN	FEB	MAR	APR	MAY	JUN	JUL	AUG	SEP	OCT	NOV	DEC	AVG
ERNAKULAM													
Kochi	38000	37500	35500	37000	42750	42000	NT	NT	NT	NT	NT	NT	38792
Alwayc	42000	42000	42000	42000	42000	42000	42000	42000	42000	42000	41500	41000	41875
Kothamangalam	37300	37625	37000	37000	37000	37000	30340	37000	37000	37300	35000	32500	36560
KOZHIKODE													
Kozhikode	NT	NT	NT	NT	NT	NT	NT	NT	NT	NT	NT	NT	NT
KANNUR													
Thalasseri	38000	38000	37250	34900	32500	32500	33400	33000	33000	33000	34000	NT	34505
AVERAGE	38825	38781	37938	37725	38563	37467	35247	37333	37333	37433	36833	36750	37891

CASHEW NUT

CENTRES	Rs/Quintal												
	JAN	FEB	MAR	APR	MAY	JUN	JUL	AUG	SEP	OCT	NOV	DEC	AVG
THIRUVANANTHAPURAM													
Nedumangad	3000	3225	3325	3025	2550	NT	NT	NT	NT	NT	NT	NT	3025
KOLLAM													
Kayamkulam	2975	3213	3163	3040	2700	NT	NT	NT	NT	NT	NT	NT	3018
Puthoor	NT	3333	3225	2980	2350	NT	NT	NT	NT	NT	NT	NT	2972
PATHANAMTHITTA													
Adoor	3000	3263	3175	2980	2450	NT	NT	NT	NT	NT	NT	NT	2974
THRISSUR													
Irinjalakuda	NT	NT	3150	3000	2850	NT	NT	NT	NT	NT	NT	NT	3000
KANNUR													
Thaliparambu	3425	3413	3338	NT	NT	1400	NT	NT	NT	NT	NT	NT	2894
KASARAGOD													
Kasaragod	NT	NT	3100	NT	NT	3000	NT	NT	NT	NT	NT	NT	3050
AVERAGE	3100	3289	3211	3005	2580	2200	NT	NT	NT	NT	NT	NT	2987

CASHEW KERNEL

Rs/Quintal

CENTRES	JAN	FEB	MAR	APR	MAY	JUN	JUL	AUG	SEP	OCT	NOV	DEC	AVG
KOLLAM													
Kollam	20200	20200	20200	20200	21925	22500	22500	22500	22500	25500	25500	24900	22385

TURMERIC

CENTRES	JAN	FEB	MAR	APR	MAY	JUN	JUL	AUG	SEP	OCT	NOV	DEC	AVG
ALAPPUZHA													
Alappuzha	4240	4300	4375	4400	4400	4500	4440	4100	4000	4020	4050	4100	4244
KOTTAYAM													
Ponkunnam	-	-	-	-	-	-	-	-	-	4500	4500	4450	4483
Pala	4650	4900	5150	5300	5300	5200	NT	NT	NT	NT	NT	NT	5083
IDUKKI													
Thodupuzha	4640	4875	5125	5200	5250	5150	5100	5050	5000	5200	5275	5280	5095
Kattappana	4160	4613	4500	4540	4525	4500	4000	3900	3900	4000	4200	4040	4240
ERNAKULAM													
Kochi	4960	5150	5000	5450	5450	5533	5480	5125	5000	5333	5000	5000	5207
Kothamangalam	4733	4950	5225	5300	5300	5300	5180	5000	5000	NT	NT	NT	5110
KOZHICODE													
Kozhikode	4362	4163	4650	4880	4700	4525	4600	4475	4367	4060	4000	4000	4399
KANNUR													
Thaliparambu	NT	4067	4425	4600	4600	4800	NT	NT	4000	NT	NT	NT	4415
AVERAGE	4535	4627	4806	4959	4941	4931	4800	4608	4545	4519	4504	4478	4698

ARECANUT RIPE

Rs/1000 Nos

CENTRES	JAN	FEB	MAR	APR	MAY	JUN	JUL	AUG	SEP	OCT	NOV	DEC	AVG
THIRUVANANTHAPURAM													
Nedumangad	340	375	413	480	625	725	760	625	400	360	275	300	473
KOLLAM													
Puthur	430	575	600	600	825	875	1140	875	600	500	500	500	668
PATHANAMTHITTA													
Adoor	320	488	488	525	788	863	920	613	438	400	431	435	559
ALAPPUZHA													
Alappuzha	390	500	500	500	700	863	920	688	463	390	363	340	551
Chenganoor	350	438	450	456	588	713	760	550	363	330	350	365	476
KOTTAYAM													
Pala	300	400	450	460	750	850	1050	900	513	400	375	430	573
ERNAKULAM													
Ernakulam	414	500	500	530	550	725	920	763	533	480	450	380	562
Kochi	380	500	300	600	600	800	NT	NT	NT	NT	NT	NT	530
North Paravoor	370	463	488	530	563	675	730	650	500	400	388	430	516
THRISSUR													
Thrissur	400	425	500	504	650	688	780	713	550	430	400	430	539
Kodungalloor	440	500	500	700	725	800	900	713	500	450	375	370	581
Kunnamkulam	450	500	550	550	550	NT	700	525	375	360	400	400	487

Areca nut Ripe (Contd.)

CENTRES	Rs/1000 Nos												
	JAN	FEB	MAR	APR	MAY	JUN	JUL	AUG	SEP	OCT	NOV	DEC	AVG
PALAKKAD													
Palakkad	403	425	460	444	581	463	635	638	369	340	410	416	465
MALAPPURAM													
Manjeri [Quintal]	1025	1025	950	981	NA	1246	1790	1031	750	815	892	950	1041
Ponnani	420	443	450	450	538	500	622	688	436	400	425	460	486
KOZHIKODE													
Kozhikode [Quintal]	1040	1025	1000	1060	1388	1438	1820	950	844	850	925	905	1104
KANNUR													
Thalassery	298	356	375	420	500	550	610	438	333	260	250	275	389
KASARAGOD													
Kasaragod	380	400	400	410	417	513	680	575	500	430	400	390	458
AVERAGE	453	519	521	567	667	782	926	702	498	447	448	457	581

ARECANUT DRY

Rs/Quintal

CENTRES	JAN	FEB	MAR	APR	MAY	JUN	JUL	AUG	SEP	OCT	NOV	DEC	AVG
THIRUVANANTHAPURAM													
Nedumangad (Varavumeni)	4140	4550	4475	4680	4550	4275	4040	3950	3700	4000	4350	4100	4234
ERNAKULAM													
Kochi (Varavumeni)	5067	4000	4167	4000	4000	5300	4500	NT	NT	NT	NT	NT	4433
Kochi(Pass)	3800	3000	3233	3000	3000	5000	2500	NT	NT	NT	NT	NT	3362
THRISSUR													
Kunnamkulam (Old)	5975	5906	5563	5750	NT	NT	5225	5181	5181	5425	5500	5644	5535
Kunnamkulam (New)	5450	5531	5219	5500	5563	5281	5225	NT	-	4125	4375	4706	5098
KOZHIKODE													
Kozhikode (Old)	5440	5200	5100	5260	5238	4913	4780	4750	4633	4830	5088	5120	5029
Kozhikode (New)	4820	4975	4925	5180	5125	4838	4710	4675	3900	3780	4125	4200	4604
KANNUR													
Thaliparamba(Old)	5540	5400	5200	NT	NT	NT	NT	NT	NT	4970	5063	5320	5249
Thaliparamba(New)	5310	5200	5063	5280	5167	4850	4740	4638	4717	-	-	-	4996
KASARAGOD													
Kanjangad	5250	5650	5400	5580	5900	5100	5120	5225	5525	5960	6250	6200	5682
Kasaragod	5625	5800	5600	5880	5800	5475	5420	5525	5800	6120	6525	5240	5734
AVERAGE	5129	5019	4904	5011	4927	5003	4465	4639	4779	4901	5160	5066	4948

BANANA

CENTRES	Rs/Quintal												
	JAN	FEB	MAR	APR	MAY	JUN	JUL	AUG	SEP	OCT	NOV	DEC	AVG
THIRUVANANTHAPURAM													
Thiruvananthapuram	1740	1650	1500	1280	1600	2150	2080	2050	2050	1620	1550	1420	1724
Neyyattinkara	1345	1550	1369	1220	1225	1562	1860	1675	1731	1480	1463	1320	1483
Nedumangad	1500	1500	1400	1230	1400	1638	1660	1775	1875	1620	1388	1090	1506
KOLLAM													
Punalur	1350	1375	1263	1270	1375	1575	1690	1775	1375	1350	1300	1000	1392
puthur	1360	1400	1400	1370	1513	1725	1790	1875	1750	1564	1631	1245	1552
PATHANAMTHITTA													
Adoor	1300	1400	1400	1400	1488	1650	1740	1663	1450	1320	1217	990	1418
Thiruvalla	1500	1425	1213	1190	1500	1638	1660	1713	1525	1410	1338	1020	1428
ALAPPUZHA													
Chenganoor	1290	1250	1263	1044	1338	1475	1470	1544	1325	1130	1063	890	1257
KOTTAYAM													
Kottayam	1440	1413	1213	1190	1488	1712	1730	1783	1738	1400	1313	1040	1455
Changanassery	1460	1425	1138	1138	1444	1588	1650	1575	1650	1340	1175	940	1377
Pala	1310	1413	1188	1195	1488	1600	1670	1644	1488	1240	1213	935	1365
IDUKKI													
Thodupuzha	1255	1238	1150	1165	1413	1506	1575	1638	1606	1220	1238	840	1320
ERNAKULAM													
Ernakulam	1490	1375	1075	1210	1513	1712	1770	1800	1613	1430	1188	880	1421
Alwaye	1180	1238	975	1150	1325	1500	1450	1613	1513	1320	1225	840	1277
Moovattupuzha	1270	1300	1150	1120	1213	1500	1640	1625	1475	1200	1175	910	1298
North Paravoor	1420	1313	1100	1130	1413	1550	1700	1800	1500	1310	1150	870	1355

Banana (Contd..)

Rs/Quintal

CENTRES	JAN	FEB	MAR	APR	MAY	JUN	JUL	AUG	SEP	OCT	NOV	DEC	AVG
THIRISSUR													
Thrissur	1480	1338	1025	1150	1513	1650	1856	1863	1363	1270	1175	910	1383
Kodungalloor	1440	1338	1113	1100	1400	1588	1740	1738	1525	1320	1200	890	1366
Kunnankulam (Nadan)	-	-	-	-	-	-	-	-	1413	1313	1313	910	1312
Kunnankulam (Nadan)	1450	1350	1131	1160	1450	1613	1670	1933	1775	1413	-	-	1484
Irinjalakuda	1230	1200	1025	1113	1463	1538	1620	1613	1350	1200	1175	780	1276
PALAKKAD													
Palakkad	1265	1350	1100	1220	1488	1513	1610	1650	1363	1230	1063	830	1307
MALAPPURAM													
Manjeri	1220	1150	1113	1180	1445	1453	1563	1488	1350	1170	1083	700	1243
KOZHIKODE													
Kozhikode	1240	1219	981	1110	1388	1400	1630	1600	1350	1197	1006	730	1238
KANNUR													
Thalasseri	1394	1363	1125	1210	1583	1563	1720	1713	1517	1350	1200	883	1385
Kannur	1330	1188	1000	1130	1483	1400	1560	1475	1313	1160	1125	750	1243
Thaliparamba	1340	1225	1044	1150	1408	1400	1555	1513	1367	1250	1188	830	1273
KASARAGOD													
Kanjanad	1500	1425	1238	1320	1517	1588	1660	1700	1700	1540	1450	1200	1487
Kasaragod	1320	1250	1025	1160	1333	1500	1540	1525	1400	1240	1175	830	1275
AVERAGE	1372	1345	1168	1189	1436	1561	1674	1691	1533	1332	1242	945	1376

TAPIOCA RAW

CENTRES	Rs/Quintal												
	JAN	FEB	MAR	APR	MAY	JUN	JUL	AUG	SEP	OCT	NOV	DEC	AVG
THIRUVANANTHAPURAM													
Neyyattinkara	460	460	460	464	460	453	456	460	448	428	430	457	453
Nedumangad	400	400	413	450	450	413	400	400	400	400	400	500	419
KOLLAM													
Puthur	310	325	325	310	295	300	315	350	350	360	350	350	328
ALAPPUZHA													
Alappuzha	360	350	400	400	388	375	408	415	435	422	445	440	403
Kayamkulam	356	350	350	356	370	370	368	385	380	380	380	380	370
Chenganoor	400	400	400	400	400	400	400	413	400	420	400	400	403
PATHANAMTHITTA													
Adoor	350	350	350	350	350	350	350	350	350	350	350	355	350
Thiruvalla	420	400	400	450	438	400	410	450	450	400	475	460	429
KOTTAYAM													
Changanassery	400	400	400	400	400	400	400	413	400	440	450	435	412
ERNAKULAM													
Ernakulam	500	500	500	500	500	500	500	500	500	500	500	500	500
North Paravoor	518	490	515	506	500	463	500	500	500	500	508	500	500
THRISSUR													
Thrisur	405	400	413	408	400	400	410	433	425	450	400	430	415
Kodungalloor	514	491	500	507	505	485	488	488	500	514	500	498	499
Irinjalakuda	500	468	450	463	438	406	375	394	400	375	400	400	412
MALAPPURAM													
Ponnani	NT	NT	NT	NT	NT	NT	NT	NT	NT	NT	NT	NT	NT
KOZHIKODE													
Kozhikode	400	413	425	413	400	350	380	400	400	400	442	450	406
KANNUR													
Kannur	550	550	550	550	550	550	550	550	550	550	563	600	555
AVERAGE	428	422	428	433	428	475	420	431	494	492	495	498	429

TAPIOCA DRY

CENTRES	Rs/Quintal												
	JAN	FEB	MAR	APR	MAY	JUN	JUL	AUG	SEP	OCT	NOV	DEC	AVG
KOLLAM													
Puthur	1040	913	900	980	1088	1125	1013	NT	350	NT	NT	1000	934
PATHANAMTHITTA													
Adoor	686	650	638	636	615	600	NT	NT	NT	NT	NT	550	625
ALAPPUZHA													
Chenganoor	650	650	638	650	NT	NT	NT	NT	NT	NT	NT	NT	647
KOTTAYAM													
Kottayam(Boiled)	1040	1050	1050	1010	1225	1325	1350	1350	1350	1350		1450	1232
Changanassery	800	700	700	717	NT	NT	NT	NT	NT	NT	NT	NT	729
ERNAKULAM													
Ernakulam(dried)	1340	1350	1188	1100	1150	1100	1120	1100	NT	NT	NT	NT	1181
Ernakulam(Boiled)	NT	NT	NT	NT	1900	1900	1900	1900	1533	1500	1500	1500	1704
North Paravoor	NT	NT	NT	NT	NT	NT	NT	NT	NT	NT	NT	NT	NT
MALAPPURAM													
Ponnani	NT	NT	1025	888	NT	NT	NT	NT	NT	NT	NT	NT	957
KOZHIKODE													
Kozhikode	881	869	806	782	744	606	585	613	560	590	573	632	687
KANNUR													
Thaliparamba	602	596	574	578	550	513	440	394	375	NT	NT	NT	514
AVERAGE	880	847	835	816	1039	1024	1068	1071	834	1147	1037	1026	942

EGG HEN

CENTRES	Rs/100Nos												
	JAN	FEB	MAR	APR	MAY	JUN	JUL	AUG	SEP	OCT	NOV	DEC	AVG
THIRUVANANTHAPURAM													
Thiruvanthapuram	156	121	110	118	140	141	143	148	143	149	158	154	140
Nedumangad	165	145	130	130	149	146	152	154	155	156	170	164	151
KOLLAM													
Kollam	161	134	119	128	149	148	149	155	149	157	170	162	148
Punalur	176	195	198	194	210	184	179	146	145	146	159	156	174
PATHANAMTHITTA													
Adoor	200	200	173	162	194	200	200	200	200	200	200	200	194
ALAPPUZHA													
Chenganoor	167	140	128	131	149	151	149	155	154	157	166	164	151
Kayamkulam (Nadan)	198	193	178	157	160	165	179	190	194	182	194	191	182
Pulinkunnu (Nadan)	195	158	138	136	141	150	163	179	175	172	194	200	167
KOTTAYAM													
Changanassery	208	195	166	143	155	171	178	180	183	186	195	196	180
ERNAKULAM													
North Paravoor	163	130	116	123	146	149	150	156	150	155	165	162	147
KOZHIKODE													
Kozhikode (Lagon)	157	119	110	118	140	141	142	150	143	150	160	155	140
KANNUR													
Kannur	152	114	105	113	133	138	137	-	138	145	155	149	134
Thaliparambu							-	-	138	140	158	155	148
Tellicherry	154	116	107	115	135	138	139	-	140	147	157	153	136
AVERAGE	173	151	137	136	154	156	158	165	158	160	172	169	157

COCONUT WITH HUSK

Rs/1000Nos

CENTRES	JAN	FEB	MAR	APR	MAY	JUN	JUL	AUG	SEP	OCT	NOV	DEC	AVG
THIRUVANANTHAPURAM													
Thiruvananthapuram	6040	5575	5475	5470	5388	6050	6060	6150	6100	6070	6425	6580	5949
Neyyattinkara	5280	5025	5125	5160	5125	5450	5520	5625	5525	5570	5775	6370	5463
KOLLAM													
Kollam	6880	6800	7275	7340	6700	7000	7690	8250	8025	8420	8525	7900	7567
PATHANAMTHITTA													
Adoor	6460	6438	6338	6290	6525	6888	6920	7475	7350	7600	7900	8040	7019
ALAPPUZHA													
Alappuzha	6240	6000	5788	5730	5775	6288	6400	6975	6925	7040	7700	7700	6547
Kayamkulam	6720	6300	6350	6350	6663	7350	7380	7750	7550	7670	7750	7900	7144
Pulinkunnu	6140	5050	5038	4860	4913	5400	5520	5763	5925	5810	6475	7200	5675
ERNAKULAM													
Ernakulam	6420	6131	6150	6100	6269	6769	6810	7319	6938	6890	6925	7230	6663
AVERAGE	6273	5915	5942	5913	5920	6399	6538	6913	6792	6884	7184	7365	6503

PINEAPPLE

CENTRES	Rs/Quintal												AVG				
	JAN	FEB	MAR	APR	MAY	JUN	JUL	AUG	SEP	OCT	NOV	DEC					
THIRUVANANTHAPURAM																	
Thiruvananthapuram	840	1000	975	1340	950	1100	1380	913	1175	1020	788	780	1022				
KOLLAM																	
Punalur	810	867	663	1130	563	463	930	1067	1000	1060	813	620	832				
KOTTAYAM																	
Kottayam	560	700	800	880	600	713	1010	738	938	930	625	630	760				
ERNAKULAM																	
Ernakulam	610	700	763	720	550	825	1000	663	825	780	550	610	716				
THRISSUR																	
Thrissur	740	925	1025	1260	775	1050	1280	825	1050	940	650	740	938				
KOZHIKODE																	
Kozhikode	720	850	850	1100	600	825	-	-	-	-	588	-	790				
AVERAGE	713	840	846	1072	673	829	1120	841	998	946	669	676	847				

PALMGUR

Rs/Quintal

CENTRES	JAN	FEB	MAR	APR	MAY	JUN	JUL	AUG	SEP	OCT	NOV	DEC	AVG
THIRUVANANTHAPURAM													
THIRUVANANTHAPURAM	2218	2075	2025	2120	2163	2200	2070	1925	1913	1930	2300	2350	2107
KOLLAM													
Kollam(Pandy)	2040	1913	1963	2080	2100	2100	1950	1813	1800	1900	2263	2370	2027
ALAPPUZHA													
Alappuzha	1900	2100	2100	2100	2100	2100	2100	2100	2000	1850	2038	2210	2058
Chenganoor	2500	2500	2500	2500	2438	2250	2250	2250	2250	2250	2250	2250	2349
Kayamkulam	2080	1950	1963	2020	2125	2100	1990	1825	1825	1880	2175	2310	2020
KOTTAYAM													
Kottayam	2260	2250	2250	2260	2300	2300	2260	2200	2200	2200	2600	2580	2305
AVERAGE	2166	2131	2134	2180	2204	2175	2103	2025	1998	2002	2271	2345	2145

TOBACCO

Rs/Quintal

CENTRES	JAN	FEB	MAR	APR	MAY	JUN	JUL	AUG	SEP	OCT	NOV	DEC	AVG
THIRUVANANTHAPURAM													
Thiruvananthapuram	3200	3200	3200	3200	3200	3200	3200	3200	3200	3200	3200	3320	3210
KOLLAM													
Kollam	2000	2000	2000	2000	2000	2000	2000	2000	2000	2000	2000	2000	2000
Punalur	3000	3000	3000	3000	3000	3000	3000	3000	3000	3000	3000	3000	3000
PATHANAMTHITTA													
Adoor	3700	3700	3700	3700	3700	3700	3700	3750	3800	3900	3900	3900	3763
ALAPPUZHA													
Alappuzha	3100	3100	3100	3100	3100	3100	3100	3100	3100	3100	3100	3100	3100
Chenganoor	3400	3400	3400	3400	3400	3400	3400	3400	3400	3400	3400	3400	3400
KOTTAYAM													
Kottayam	2720	2800	2800	2680	2600	2750	2800	3800	2800	2800	2875	2900	2860
Changanassery	2700	2700	2700	2700	2700	2700	2700	2700	2700	2700	2700	2560	2688
ERNAKULAM													
Alwaye	3840	3800	3800	4025	4500	4500	4380	4025	4000	4000	3800	3620	4024
Ernakulam	6000	6000	6000	6000	6000	6000	6000	6000	6000	6000	6000	6000	6000
Kochi	3600	3375	3300	3120	3250	3800	3800	3650	3600	3260	3200	3200	3430
Moovattupuzha	3000	3000	3000	3000	3000	3000	3000	3000	3000	3000	3000	3000	3000
Kothamangalam	1750	1750	1638	1600	1600	2900	2480	2100	1900	1800	1800	1800	1927
North Paravoor	4900	4275	4200	4360	4400	4400	4480	4625	4500	4500	4500	4500	4470
IDUKKI													
Thodupuzha	3200	3200	3200	3200	3200	3200	3200	3200	3200	3200	3200	3200	3200

Tobacco Contd....

Rs/Quintal

CENTRES	JAN	FEB	MAR	APR	MAY	JUN	JUL	AUG	SEP	OCT	NOV	DEC	AVG
THRISSUR													
Thrissur	5000	5000	5000	5000	5000	5000	6000	6000	6000	6000	6000	6000	5500
Kodungalloor	3480	3425	3400	3480	3550	3400	3500	3500	3500	3580	3600	3480	3491
Jrinjalakuda	3480	3400	3400	3400	3400	3400	3400	3400	3400	3400	3400	3400	3407
Kunnamkulam	2750	2750	2750	2690	2650	2650	2650	2650	2650	2650	2650	2650	2678
PALAKKAD													
Palakkad	6000	5500	4625	4500	4500	4500	4500	4500	4500	4500	4500	3800	4650
KOZHIKODE													
Kozhikode	6320	6175	6125	6020	6050	6075	6080	6000	5975	5900	5775	5700	6016
KANNUR													
Thalasseri	5700	5500	5500	5500	6000	6000	6000	6000	5667	5500	5500	5500	5697
AVERAGE	3765	3684	3623	3622	3673	3758	3790	3800	3722	3700	3686	3638	3705

CANEGUR

CENTRES	Rs/Quintal												
	JAN	FEB	MAR	APR	MAY	JUN	JUL	AUG	SEP	OCT	NOV	DEC	AVG
THIRUVANANTHAPURAM													
Thiruvananthapuram	1400	1465	1493	1568	1775	1990	1944	1990	2095	2144	2360	1904	1844
KOLLAM													
Kollam NADEN	1580	1600	1650	1750	1850	2000	NT	2050	2150	2450	2450	2450	1998
Kollam pandy	1370	1413	1450	1470	1731	1975	1910	1850	2081	2120	2325	1870	1797
Punalur								1950		1963	2050	2135	2025
ALAPPUZHA													
Alappuzha	1285	1319	1375	1391	1588	1800	1860	1894	2044	2020	1994	1935	1709
Kayamkulam	1300	1338	1375	1445	1725	1975	1870	1919	1963	2020	2200	1800	1744
KOTTAYAM													
Kottayam Pandy	1330	1438	1450	1560	1725	2050	2080	2050	2050	2030	2300	1880	1829
Kottayam Nadan	1490	1625	1663	1840	2300	2488	2460	2388	2400	2380	2838	2150	2169
Changanassery	1280	1328	1358	1408	1469	1500	1500	1588	1731	1805	1888	1550	1534
Pala	1400	1400	1400	1460	1800	2275	2280	2200	2175	2100	2350	2240	1923
ERNAKULAM													
Ernakulam	1210	1338	1350	1400	1550	1863	1764	1735	2000	2090	2650	1948	1742
Kochi	1242	1275	1319	1370	1488	1800	1800	1838	1969	1940	1938	1750	1644
Alwaye	1350	1388	1400	1531	1844	2163	1980	2056	2075	2095	2413	1880	1848
Moovattupuzha						2525	2273	2313	2538	2400	2750	2230	2433
North Paravoor	1355	1341	1363	1405	1613	1794	1900	1958	2038	2045	2175	1940	1744

Canegur Contd...

Rs/Quintal

CENTRES	JAN	FEB	MAR	APR	MAY	JUN	JUL	AUG	SEP	OCT	NOV	DEC	AVG
THRISSUR													
Thrissur	1466	1366	1388	1464	1950	1981	1695	1993	1830	1968	2449	1615	1764
Kodungalloor	1650	1613	1600	1765	1950	2163	1940	2106	2113	2100	2338	1870	1934
Irinjalakuda	1696	1550	1613	1842	2238	2225	1905	2213	2038	2230	2563	1880	1999
Kunnamkulam	1720	1563	1700	1890	2200	2213	1875	2250	2000	2230	2500	1883	2002
PALAKKAD													
Palakkad Myla 1							1340	1500	2250	2340	2550	2050	2005
Palakkad Myla 2	1220	1238	1200	1240	1350	1375	-	1400	2150	2200	-	-	1486
KOZHIKODE													
Kozhikode	1510	1494	1488	1710	1888	2006	1880	2000	1950	2050	2333	1740	1837
KANNUR													
Kannur	1540	1525	1613	1710	1917	2080	1820	2125	2000	2180	2550	1850	1909
AVERAGE	1420	1431	1462	1561	1798	2011	1904	1972	2075	2126	2362	1934	1850

BENGAL GRAM

Rs/Quintal

CENTRES	JAN	FEB	MAR	APR	MAY	JUN	JUL	AUG	SEP	OCT	NOV	DEC	AVG
THIRUVANANTHAPURAM													
Thiruvananthapuram (black)	2360	2338	2313	2300	2319	2300	2310	2388	2495	2588	2575	2500	2399
Thiruvananthapuram (white)	2700	2700	2700	2690	2825	2800	2960	3015	2898	2746	3000	2990	2835
KOLLAM													
Kollam	2380	2225	2100	2150	2200	2200	2090	2300	2300	2310	2350	2400	2250
ALAPPUZHA													
Alappuzha	2490	2263	2300	2250	2175	2113	2120	2100	2263	2290	2338	2560	2272
KOTTAYAM													
Kottayam	2427	2172	2096	2096	2150	2175	2200	2350	2364	2405	2405	2405	2270
ERNAKULAM													
Ernakulam	2400	2350	2200	2100	2100	2100	2100	2100	2275	2400	2488	2500	2259
Kochi	2360	2300	2250	2230	2200	2200	2170	2263	2338	2300	2363	2330	2275
KOZHIKODE													
Kozhikode	2230	2138	2038	2030	2050	2050	2130	2250	2283	2300	2350	NT	2168
AVERAGE	2418	2311	2250	2231	2252	2242	2260	2346	2402	2417	2484	2526	2343

GREEN GRAM

		Rs/Quintal											
CENTRES	JAN	FEB	MAR	APR	MAY	JUN	JUL	AUG	SEP	OCT	NOV	DEC	AVG
THIRUVANANTHAPURAM													
Thiruvananthapuram	2600	2550	2563	2560	2431	2550	2530	2425	2450	2442	2494	2430	2502

BLACK GRAM

		Rs/Quintal											
CENTRES	JAN	FEB	MAR	APR	MAY	JUN	JUL	AUG	SEP	OCT	NOV	DEC	AVG
THIRUVANANTHAPURAM													
Thiruvananthapuram	1840	2138	2100	2090	2100	2081	2045	2079	2080	2094	2100	2100	2071

TUR DHAL

		Rs/Quintal											
CENTRES	JAN	FEB	MAR	APR	MAY	JUN	JUL	AUG	SEP	OCT	NOV	DEC	AVG
THIRUVANANTHAPURAM													
Thiruvananthapuram	3200	3157	3081	3000	2994	3100	3060	3231	3439	3462	3350	3002	3173

GROUND NUT WITH SHELL

Rs/Quintal

CENTRES	JAN	FEB	MAR	APR	MAY	JUN	JUL	AUG	SEP	OCT	NOV	DEC	AVG
ERNAKULAM													
Ernakulam	2600	2600	2575	2600	2600	2600	2600	2600	2500	2480	2400	2400	2546
KOTTAYAM													
Kottayam	3100	3075	3038	3020	3100	3100	3040	3100	3300	3300	3400	3040	3134
PALAKKAD													
Palakkad	2900	2900	2800	2765	2900	2800	2700	2750	2800	2920	3040	2780	2838
Chittoor	2920	3000	3000	3000	3000	3005	2966	2950	3000	3000	3050	2920	2984
KOZHICODE													
Kozhikode	2970	2768	2725	2750	2920	2813	-	2805	2870	2950	2958	2716	2840
Vadakara	3150	3150	2917	2800	2833	2938	-	2800	2867	2750	2538	2650	2854
AVERAGE	2940	2916	2843	2823	2892	2876	2827	2834	2890	2900	2898	2751	2867

TEA

Rs/

CENTRES	JAN	FEB	MAR	APR	MAY	JUN	JUL	AUG	SEP	OCT	NOV	DEC	AVG
KOTTAYAM													
Kottayam(Rs/QtI)	6600	6550	6900	7400	7200	7300	7360	7400	7450	7420	7400	7480	7205
ERNAKULAM													
Kochi (Rs/QtI)	5160	4950	5600	5575	5375	5400	5550	5850	5900	5880	6025	6000	5605
AVERAGE	5880	5850	6250	6480	6288	6350	6455	6625	6675	6650	6713	6740	6405
KOZHICODE													
Kozhikode (Rs/Kg)	65	65	78	83	71	70	77	80	80	71	68	65	73

TAMARIND SEED POWDER

CENTRES	Rs/Quintal												
	JAN	FEB	MAR	APR	MAY	JUN	JUL	AUG	SEP	OCT	NOV	DEC	AVG
THIRUVANANTHAPURAM													
Thiruvananthapuram	535	583	593	612	600	600	603	638	713	790	745	757	647
KOLLAM													
Kollam	634	665	678	698	703	710	718	808	913	975	863	920	774
Punalur	658	767	748	807	798	788	821	865	935	986	921	945	837
PATHANAMTHITTA													
Adoor	530	530	530	540	550	550	550	550	550	550	550	550	544
ALAPPUZHA													
Alappuzha	800	814	821	840	858	858	858	872	875	1092	1107	1078	906
Chenganoor	620	666	685	740	716	715	720	770	855	854	855	855	754
Kayamkulam	732	805	840	858	900	900	884	865	925	1000	1000	1020	894
KOTTAYAM													
Kottayam	810	875	873	868	885	870	910	1003	1100	1100	1100	1100	958
Changanassery	691	730	668	713	725	693	703	805	823	858	847	901	763
ERNAKULAM													
Alwaye	700	700	700	700	700	625	600	600	675	750	750	750	688
AVERAGE	671	714	714	738	744	731	737	778	836	896	874	888	776

COCOA

Rs/Quintal

CENTRES	JAN	FEB	MAR	APR	MAY	JUN	JUL	AUG	SEP	OCT	NOV	DEC	AVG
THIRUVANANTHAPURAM													
Nedumangad	NT	NT	NT	NT	NT	NT	NT	NT	NT	NT	NT	NT	NT
ALAPPUZHA													
Pulikunnu	1800	1800	1800	1800	1800	1800	1800	1800	1800	1800	1800	1800	1800
KOTTAYAM													
Kottayam	NT	NT	NT	NT	NT	NT	NT	NT	NT	NT	NT	NT	NT
Pala	2050	2200	2125	2270	2275	2300	1900	1800	1800	1960	2000	2080	2063
PATHANAMTHITTA													
Thiruvalla	1880	1800	1800	1900	1950	2000	1960	1800	1625	1680	1700	1720	1818
IDUKKI													
Thodupuzha	2380	2625	2500	2500	2500	2425	2050	1875	1963	2080	2138	2260	2275
Kattappana	2380	2300	2300	2400	2400	2350	1980	1800	1900	2070	2075	2400	2196
ERNAKULAM													
Muvattupuzha	2400	2400	2400	2467	2450	2313	1980	1850	1838	2010	2050	2060	2185
Kalady (with husk)	600	600	600	-	575	363	350	-	-	-	-	-	515
Kothamangalam	2400	2400	2400	2400	2500	2350	1980	1800	1775	2000	2000	2000	2167
THRISSUR													
Thrissur	2100	2100	2150	2210	2267	2275	2260	2250	2275	1950	1850	1900	2132
AVERAGE	1999	2025	2008	2243	2080	2020	1807	1872	1872	1944	1952	2028	1987

COIR

Rs/Quintal

CENTRES	JAN	FEB	MAR	APR	MAY	JUN	JUL	AUG	SEP	OCT	NOV	DEC	AVG
ALAPPUZHA													
Alappuzha (Anjuthengu)	3204	3204	3204	3346	3560	3508	3350	3463	3500	3500	3500	3620	3413
Alappuzha (Arattupuzha)	2552	2551	2550	2664	2835	2814	2750	2750	2750	2750	2750	2890	2717
ERNAKULAM													
Kochi (Paravoor)	2190	2200	2200	2200	2204	2208	2240	2455	2460	2460	2460	2448	2310
KOZHIIKODE													
Kozhikode (Beypore)	2390	2350	2350	2390	2450	2450	2450	2450	2400	2400	2400	2400	2407
Kozhikode (Koyilandy)	2750	2750	2750	2790	2850	2875	3070	3100	2950	2900	2900	2860	2879
AVERAGE	2617	2611	2611	2678	2780	2771	2772	2844	2812	2802	2802	2844	2745

PLANTAIN

Rs/Quintal

CENTRES	JAN	FEB	MAR	APR	MAY	JUN	JUL	AUG	SEP	OCT	NOV	DEC	AVG
THIRUVANANTHAPURAM													
Neyyattinkara	788	850	779	733	716	689	717	736	794	814	825	780	768
Nedumangad	800	800	825	910	1000	913	900	850	875	820	788	760	853
AVERAGE	794	825	802	822	858	801	809	793	835	817	807	770	811

BLACK PEPPER

Rs/Quintal

CENTRES	JAN	FEB	MAR	APR	MAY	JUN	JUL	AUG	SEP	OCT	NOV	DEC	AVG
THIRUVANANTHAPURAM													
Nedumangad	6440	6250	6700	6820	6525	6325	6320	6050	5625	5520	5175	5800	6129
KOLLAM													
Puthoor	6900	6750	7100	7260	7025	6850	6960	6600	NT	NT	5467	6360	6727
PATHANAMTHITTA													
Adoor	6860	6725	7050	7300	7075	6825	6980	6750	6275	6160	5667	5980	6637
ALAPPUZHA													
Alappuzha(Pala)	7300	6850	7050	7400	7225	7075	7220	6975	6500	6260	6025	6500	6865
KOTTAYAM													
Kottayam	NT	NT	NT	NT	NT	NT	NT	NT	NT	NT	NT	NT	NT
Ponkunnam										6000	5525	6225	5917
Pala	6760	6375	7100	7140	6925	6825	6860	6550	6125	5860	5588	6140	6521
IDUKKI													
Kattappana	6920	6713	7175	7250	7138	6938	6910	6613	6163	6070	5625	6420	6661
Thodupuzha	6900	6700	7075	7250	7113	6863	6880	6600	6125	6060	5700	6500	6647
ERNAKULAM													
Kochi(Ungarbled)	7080	6850	7275	7360	7200	6950	7000	6733	6325	6180	5800	6440	6766
Kochi(Garbled)	7328	7150	7575	7660	7500	7250	7300	7033	6625	6480	6100	6740	7062
Aluva	6880	6675	7000	7375	7100	6850	6880	6625	6200	6080	5725	6320	6643
Kothamangalam	6950	6650	7050	7300	7100	6975	6970	6650	6100	6100	5800	6380	6669
Moovattupuzha	6840	6550	6975	7320	7013	7038	6920	6725	6125	6040	5550	6000	6591

Pepper Contd...

CENTRES	JAN	FEB	MAR	APR	MAY	JUN	JUL	AUG	SEP	OCT	NOV	DEC	AVG
THRISSUR													
Kunnamkulam	6780	6475	6900	7160	7025	6800	NT	6550	6075	6020	5725	5967	6498
Thrissur	6900	6625	7038	7120	7125	7325	6860	6600	6250	6100	5775	6280	6667
Irinjalakkuda	6800	5475	6850	7140	7000	6675	6740	6450	6000	5920	5550	6040	6470
MALAPPURAM													
Manjeri	6825	6600	7233	7180	7000	6817	6794	6588	6100	5860	5600	6233	6569
Perinthalmanna									6175	6060	-	6250	6162
KOZHIKODE													
Kozhikode -Nadan/Old	6900	6625	7075	7300	7125	6825	6880	6663	6100	5920	5625	6220	6605
Kozhikode -Wayanadan	7940	7600	7925	7980	7950	7888	7680	7400	7025	6800	6400	7020	7467
KANNUR													
Thalassery (Old)	6940	6725	-	-	-	-	-	-	-	-	-	-	6833
Thalassery (New)	6875	6575	6950	7280	7100	6850	6780	6475	6067	5910	5663	6075	6550
Thaliparamba (New)	6875	6725	7125	7270	7300	6963	6750	6575	6100	5900	5600	6175	6613
Thaliparamba (Old)	6990	6763	7125	7270	7300	6963	-	-	6113	-	-	6300	6853
KASARAGOD													
Kanjangad	6760	6625	6950	7220	7067	6800	6840	6375	5988	5760	5525	5980	6491
Kasaragod	6900	6750	7050	7360	7167	6950	6960	6750	6175	6080	5825	6280	6687
AVERAGE	6943	6700	7102	7292	7135	6940	6928	6651	6189	6050	5697	6265	6654

RICE

Rs/Quintal

CENTRES	JAN	FEB	MAR	APR	MAY	JUN	JUL	AUG	SEP	OCT	NOV	DEC	AVG
THIRUVANANTHAPURAM													
Rose	1308	1305	1300	1300	1325	1325	1325	1325	1325	1342	1323	1315	1318
Champa	1333	1330	1325	1325	1350	1350	1350	1350	1350	1367	1348	1340	1343
KOLLAM													
Local	1391	1350	1238	1360	1350	1350	1350	1350	1350	1350	1350	1300	1341
Jaya	1445	1419	1319	1240	1218	1250	1212	1200	1200	1168	1200	1275	1262
ALAPPUZHA													
Falguna	1194	1225	1215	1226	1260	1250	1250	1260	1235	1258	1250	1250	1239
Punja	NT	1175	1175	NT	NT	NT	NT	NT	1180	NT	NT	NT	1175
KOTTAYAM													
Andra	1245	1265	1243	1232	1290	1315	1304	1300	1300	1300	1300	1250	1279
Culture	1114	1105	1105	1142	1168	1160	1160	1160	1160	1067	1015	1000	1113
ERANAKULAM													
Matta	1190	1238	1225	1225	1238	1275	1275	1275	1255	1254	1250	1200	1242
Champa	1200	1200	1200	1200	1213	1250	1250	1250	1255	1258	1250	1230	1230
KOCHI													
Fine	1220	1200	1200	1238	1300	1338	1254	1250	1250	1200	1200	1223	1239
Common	1200	1150	1150	1188	1200	1256	1154	1150	1150	1150	1150	1158	1171
Superfine	NT	NT	NT	NT	NT	NT	NT	NT	1180	NT	NT	NT	1180
THRISSUR													
Matta	1300	1263	1225	1235	1263	1275	1265	1250	1238	1200	1200	1170	1240
Jaya	1050	1073	1038	1090	1156	1175	1167	1175	1175	1180	1181	1190	1138
PUTHUR													
Jaya	1400	1400	1333	1216	1210	1240	-	-	1180	1182	1215	1270	1265

Rice Contd...

CENTRES	JAN	FEB	MAR	APR	MAY	JUN	JUL	AUG	SEP	OCT	NOV	DEC	AVG
PALAKKAD													
Bodhana	1250	1225	1200	1250	1300	1300	1260	1250	1250	1220	1350	1300	1263
Jaya	1100	1075	1050	1100	1163	1200	1160	1150	1150	1080	1144	1130	1125
API	1130	1069	1050	1100	1188	1200	1160	1150	1150	1080	1144	1130	1129
Matta	1230	1200	1200	1230	1275	1300	1260	1219	1150	1080	1144	1150	1203
Ponni	1150	1150	1150	1200	1250	1250	1250	1213	1200	1150	1200	1200	1197
CHITTOOR													
Matta	1220	1200	1200	1200	1250	1300	1270	1263	1217	1180	1200	1160	1222
Massori	NA	1200	1188	1180	1250	1250	1250	1250	1200	1220	1200	1170	1214
Api	1180	1163	1138	1190	1163	1188	1210	163	1150	1104	1150	1116	1160
Ponnari	1150	1150	1150	1150	1150	1200	1200	1175	1150	1110	1163	1125	1156
Vellaponni	1250	1200	1217	1267	1300	1300	1263	1263	1250	1250	1250	1225	1253
Jaya	1180	1163	1113	1100	1075	1050	1090	1125	1100	1100	1113	1113	1110
ALATHUR													
Matta	1218	1190	1230	1224	1240	1258	1262	1270	1208	1192	1225	1212	1227
Jaya	1124	1060	1113	1128	1140	1158	1158	1148	1120	1112	1165	1168	1133
Api	1132	1090	1120	1136	1145	1158	1158	1148	1120	1112	1165	1162	1137
KOZHIKODE													
Bodhana	1076	1100	1100	1122	1210	1200	1190	1150	1143	1120	1147	1182	1145
Coarse Matta	1292	1300	1300	1300	1320	1320	1320	1300	1245	1218	1200	1200	1276
Jeerakasala	2050	2088	2075	2060	2138	2150	2110	2100	2100	2100	2117	2200	2107
KANNUR													
Rose	1250	1243	1220	1220	1227	1240	1240	1240	1240	1240	1240	1240	1238
AVERAGE	1244	1229	1215	1231	1261	1276	1262	1254	1235	1217	1237	1230	1241

SUGAR

Rs/Quintal

CENTRES	JAN	FEB	MAR	APR	MAY	JUN	JUL	AUG	SEP	OCT	NOV	DEC	AVG
Trivandrum	1380	1541	1540	1597	1650	1644	1641	1668	1689	1663	1661	1766	1620
Kollam	1358	1521	1505	1575	1628	1628	1616	1666	1674	1647	1655	1762	1603
Alappuzha	1346	1506	1494	1570	1625	1616	1593	1655	1671	1639	1646	1776	1595
Kottayam	1356	1498	1504	1574	1610	1606	1579	1644	1648	1627	1641	1759	1587
Ernakulam	1359	1505	1495	1566	1613	1613	1584	1668	1665	1638	1653	1766	1594
Thrissur	1373	1519	1518	1584	1625	1623	1591	1664	1673	1643	1656	1785	1605
Palakkad	1337	1495	1479	1555	1596	1598	1578	1648	1653	1627	1631	1745	1579
Kozhikode	1352	1520	1489	1556	1595	1614	1584	1678	1650	1648	1658	1770	1593
Kannur	1340	1525	1475	1551	1592	1601	1595	1688	1673	1656	1660	1775	1594
Kochi	1374	1525	1515	1587	1638	1636	1613	1693	1693	1656	1668	1781	1615
AVERAGE	1358	1516	1501	1572	1617	1618	1597	1667	1669	1644	1653	1769	1598

PADDY

CENTRES	JAN	FEB	MAR	APR	MAY	JUN	JUL	AUG	SEP	OCT	NOV	DEC	AVG
PALAKKAD													
Matta	807	763	780	828	848	850	820	755	694	616	663	675	758
Ponni	779	763	750	760	800	800	785	745	719	630	681	700	743
Jaya	735	700	698	744	775	775	750	856	683	NA	663	NA	728
API	755	700	698	744	775	775	750	NT	NA	630	NA	NA	728
KALADY													
Matta	754	753	793	800	813	770	774	-	680	642	655	650	735
Pulinkunnu Jyothi	759	717	803	800	788	794	770	763	744	672	619	610	737
AVERAGE	765	733	754	779	800	794	775	780	704	637	656	659	739

WHEAT

CENTRES	JAN	FEB	MAR	APR	MAY	JUN	JUL	AUG	SEP	OCT	NOV	DEC	AVG
Thiruvananthapuram	1280	1263	1230	1166	1125	1118	1100	1110	1115	1112	1120	1122	1155
Ernakulam	1320	1325	1200	1160	1138	1100	1100	1100	1100	1100	1100	1100	1154
Kochi	1286	1306	1169	1168	1119	1125	1125	1150	1169	1200	1200	1200	1185
AVERAGE	1295	1298	1200	1165	1127	1114	1108	1120	1128	1137	1140	1141	1164

TWINE

Rs./

CENTRES	VARIETY No	JAN	FEB	MAR	APR	MAY	JUN	JUL	AUG	SEP	OCT	NOV	DEC	AVG
Thiruvananthapuram	20	486	490	490	490	490	490	490	490	490	490	490	490	490
Neyyattinkara	20	480	500	500	488	480	480	468	448	440	438	430	424	465
	60	800	850	850	850	850	850	830	800	800	800	800	800	823
	100	1350	1355	1360	1360	1360	1353	1322	1280	1280	1271	1265	1265	1318
Kollam	20	580	570	561	565	564	560	560	523	545	540	530	586	557
Kozhikode	20	540	543	570	560	550	550	526	490	478	451	435	430	510
	26	-	-	-	-	-	-	-	-	-	-	-	-	-
	21	-	-	-	-	-	-	-	-	-	-	-	-	-
Kannur	20	495	500	525	515	500	500	500	445	420	420	425	425	473
	26	520	538	550	550	550	550	550	531	525	525	490	490	531
	21	620	640	635	627	625	625	625	576	553	550	525	525	594

Monthly Average Price of 3A - Additional Items

Thiruvananthapuram

Sl. No.	Item	Item/Quality	Unit	Jan	Feb	Mar	Apr	May	Jun	Jul
1	2	3	4	5	6	7	8	9	10	11
1	Wheat (Sooji)	Good quality	Kg	29.00	29.00	29.00	29.00	26.00	24.00	24.00
2	Ragi	Good quality	Kg	11.50	11.50	11.50	11.50	10.50	10.50	10.00
3	Cholam	Good quality	Kg	9.00	9.00	9.00	9.00	9.00	9.00	9.00
4	Sesamum	Nadan/medium	Kg	70.00	70.00	70.00	70.00	70.00	70.00	70.00
5	Bengal gram dhal	Nadan/medium	Kg	29.50	29.50	28.50	28.50	28.50	28.00	27.50
6	Bengal gram flour	Nadan/medium	Kg	37.00	37.00	37.00	37.00	37.00	37.00	34.00
7	Charcoal	Nadan/Dry	Kg	7.50	7.50	7.50	7.50	7.50	7.50	7.50
8	H.S.D Oil	Bharath/Indian oil	Ltr.	24.22	24.24	24.24	24.24	24.24	24.24	25.35
9	Bed sheet	Cotton/medium/single/double	Each	147.50	147.50	147.50	147.50	147.50	147.50	147.50
10	Ink	Camel/Brill	50 ml	11.00	11.00	11.00	11.00	11.00	11.00	11.00
11	Straw board	3' * 2'	Each	NT	NT	NT	NT	NT	NT	NT
12	Hair oil	coconut oil/Castor oil	Per Bottle	61.00	61.00	61.00	61.00	61.00	61.00	61.00
13	Cycle tyre	Metro/Inter national	Each	64.00	64.00	64.00	64.00	64.00	64.00	64.00
14	Cycle tube	Metro/Inter national	Each	25.00	25.00	25.00	25.00	25.00	25.00	25.00
15	Scooter tyre	Dunlop/Premium	Each	302.50	302.50	302.50	302.50	302.50	302.50	302.50
16	Scooter tube	Dunlop/ziet	Each	97.50	97.50	97.50	97.50	97.50	97.50	97.50
17	Bus/truck tyre	MRF/Premier 12	Each	6400.00	6400.00	6400.00	6400.00	6400.00	6400.00	6400.00
18	Bus/truck tube	MRF/ Premier 13	Each	625.00	625.00	625.00	625.00	625.00	625.00	625.00
19	Gold	Gm	Gm	570.80	560.00	549.00	558.50	538.00	542.00	558.25
20	Silver	Gm	Gm	10.58	11.00	11.00	11.00	10.50	10.50	10.50

Thiruvananthapuram Contd...

Sl. No.	Item	Item/Quality	Unit	Aug	Sep	Oct	Nov	Dec	Yearly Average
1	2	3	4	12	13	14	15	16	17
1	Wheat(Sooji)	Good quality	Kg	24.00	24.00	23.20	21.00	21.00	25.00
2	Ragi	Good quality	Kg	10.00	10.50	10.20	10.75	10.75	11.00
3	Cholam	Good quality	Kg	9.00	9.00	9.60	10.45	10.40	9.00
4	Sesamum	Nadan/medium	Kg	70.00	75.00	70.00	70.00	70.00	70.00
5	Bengal gram dhal	Nadan/medium	Kg	28.00	28.50	28.20	28.50	28.50	28.00
6	Bengal gram flour	Nadan/medium	Kg	34.00	35.25	34.80	36.00	38.00	36.00
7	Charcoal	Nadan/Dry	Kg	7.50	7.50	7.50	7.50	7.50	8.00
8	H.S.D Oil	Bharath/Indian oil	Ltr.	26.92	26.92	26.92	29.26	29.26	26.00
9	Bed sheet	Cotton/medium/single/double	Each	147.50	147.50	147.50	147.50	147.50	148.00
10	Ink	Camel/Brill	50 ml	11.00	11.00	11.00	11.00	11.00	11.00
11	Straw board	3' * 2'	Each	NT	NT	NT	NT	NT	NT
12	Hair oil	coconut oil/Castor oil	Per Bottle	61.00	61.00	63.80	68.00	68.00	62.00
13	Cycle tyre	Metro/Inter national	Each	64.00	64.00	64.00	64.00	64.00	64.00
14	Cycle tube	Metro/Inter national	Each	25.00	25.00	25.00	25.00	25.00	25.00
15	Scooter tyre	Dunlop/Premium	Each	302.50	302.50	301.50	300.00	300.00	302.00
16	Scooter tube	Dunlop/ziet	Each	97.50	100.00	98.50	100.00	100.00	98.00
17	Bus/truck tyre	MRF/Premier12	Each	6400.00	6400.00	6440.00	6500.00	6500.00	6420.00
18	Bus/truck tube	MRF/Premier13	Each	625.00	675.00	645.00	675.00	675.00	639.00
19	Gold	Gm	Gm	569.50	571.50	583.80	603.75	599.80	567.00
20	Silver	Gm	Gm	11.50	12.00	11.30	12.00	13.00	11.00

Kollam

Sl. No.	Item	Item/Quality	Unit	Jan	Feb	Mar	Apr	May	Jun	Jul
1	2	3	4	5	6	7	8	9	10	11
1	Wheat(Sooji)	Good quality	Kg	26.00	27.50	27.50	27.50	26.00	26.00	25.00
2	Ragi	Good quality	Kg	10.00	10.00	10.00	10.00	10.00	10.00	11.00
3	Cholam	Good quality	Kg	NT	NT	NT	NT	NT	NT	NT
4	Sesamum	Nadan/medium	Kg	44.00	44.00	50.00	50.00	50.00	50.00	50.00
5	Bengal gram dhal	Nadan/medium	Kg	25.00	28.50	28.00	28.00	26.50	26.00	26.00
6	Bengal gram flour	Nadan/medium	Kg	28.50	30.50	31.50	31.50	29.50	29.00	30.00
7	Charcoal	Nadan/Dry	Kg	8.00	8.00	8.00	8.00	8.00	8.00	8.00
8	H.S.D Oil	Bharath/Indian oil	Ltr	24.27	24.27	24.27	24.27	24.27	24.27	24.27
9	Bed sheet	Cotton/medium/single/double	Each	60.00	60.00	60.00	60.00	60.00	60.00	60.00
10	Ink	Camel/Brill	Per Bottle	11.00	11.00	11.00	11.00	11.00	11.00	11.00
11	Straw board	3' * 2'	Each	0.00	0.00	0.00	0.00	0.00	0.00	0.00
12	Hair oil	coconut oil/Castor oil	Each	17.25	17.25	17.25	17.25	17.25	17.25	17.25
13	Cycle tyre	Metro/Inter national	Each	55.00	55.00	55.00	55.00	60.00	60.00	75.00
14	Cycle tube	Metro/Inter national	Each	26.00	26.00	26.00	26.00	28.00	28.00	27.00
15	Scooter tyre	Dunlop/Premium	Each	330.00	330.00	330.00	330.00	330.00	330.00	330.00
16	Scooter tube	Dunlop/ziet	Each	85.00	85.00	85.00	85.00	90.00	90.00	100.00
17	Bus/truck tyre	MRF/Premier12	Each	7125.00	7125.00	7125.00	7125.00	7500.00	7500.00	7500.00
18	Bus/truck tube	MRF/Premier13	Each	640.00	640.00	640.00	640.00	600.00	600.00	600.00
19	Gold	Gm	Gm	570.00	560.00	549.00	558.50	538.00	542.00	558.25
20	Silver	Gm	Gm	8.50	8.50	10.20	10.20	12.00	12.00	10.30

Kollam Contd.

Sl. No.	Item	item/Quality	Unit	Aug	Sep	Oct	Nov	Dec	Yearly Average
1	2	3	4	12	13	14	15	16	17
1	Wheat(Sooji)	Good quality	Kg	26.00	25.00	24.00	22.00	21.00	25.00
2	Ragi	Good quality	Kg	12.00	11.00	12.00	12.00	12.00	11.00
3	Cholam	Good quality	Kg	NT	NT	NT	NT	NT	
4	Sesamum	Nadan/medium	Kg	60.00	60.00	65.00	65.00	70.00	55.00
5	Bengal gram dhal	Nadan/medium	Kg	26.00	25.75	27.00	28.00	28.00	27.00
6	Bengal gram flour	Nadan/medium	Kg	30.00	30.00	31.00	31.00	31.00	30.00
7	Charcoal	Nadan/Dry	Kg	8.00	8.00	8.00	8.00	8.00	8.00
8	H.S.D Oil	Bharath/Indian oil	Ltr	24.27	25.61	26.95	29.30	29.30	25.00
9	Bed sheet	Cotton/medium/single/double	Each	60.00	60.00	60.00	60.00	60.00	60.00
10	Ink	Camel/Brill	Per Bottle	11.00	11.00	11.00	11.00	11.00	11.00
11	Straw board	3' * 2'	Each	0.00	0.00	0.00	0.00	0.00	0.00
12	Hair oil	coconut oil/Castor oil	Each	17.25	17.25	17.25	17.25	17.25	17.00
13	Cycle tyre	Metro/Inter national	Each	75.00	75.00	80.00	80.00	80.00	67.00
14	Cycle tube	Metro/Inter national	Each	28.00	28.00	28.00	24.00	28.00	27.00
15	Scooter tyre	Dunlop/Premium	Each	330.00	330.00	330.00	330.00	330.00	330.00
16	Scooter tube	Dunlop/ziet	Each	100.00	100.00	100.00	100.00	100.00	93.00
17	Bus/truck tyre	MRF/Premier12	Each	7500.00	7500.00	7500.00	7500.00	7500.00	7375.00
18	Bus/truck tube	MRF/Premier13	Each	600.00	600.00	600.00	600.00	600.00	613.00
19	Gold	Gm	Gm	569.75	573.00	581.40	602.75	599.80	567.00
20	Silver	Gm	Gm	8.00	7.75	8.00	8.00	8.00	9.00

Pathanamthitta

S.I. No.	Item	item/Quality	Unit	Jan	Feb	Mar	Apr	May	Jun	Jul
1	2	3	4	5	6	7	8	9	10	11
1	Wheat(Sooji)	Good quality	Kg	28.00	28.00	28.00	28.00	28.00	28.00	28.00
2	Ragi	Good quality	Kg	10.00	10.00	10.00	10.00	10.00	10.00	10.00
3	Cholam	Good quality	Kg	NT	NT	NT	NT	NT	NT	NT
4	Sesamum	Nadan/medium	Kg	69.00	70.00	70.00	70.00	55.00	50.00	50.00
5	Bengal gram dhal	Nadan/medium	Kg	NT	NT	NT	NT	NT	NT	NT
6	Bengal gram flour	Nadan/medium	Kg	30.00	30.00	30.00	30.00	30.00	30.00	30.00
7	Charcoal	Nadan/Dry	Kg	7.00	7.00	7.00	7.00	7.00	7.00	7.00
8	H.S.D Oil	Bharath/Indian oil	Ltr.	24.22	24.22	24.22	24.22	24.22	24.22	25.34
9	Bed sheet	Cotton/medium/single/double	Each	115.00	120.00	120.00	120.00	120.00	120.00	120.00
10	Ink	Camel/Brill	50 ml	12.00	12.00	12.00	12.00	12.00	12.00	12.00
11	Straw board	3' * 2'	Each	NT	NT	NT	NT	NT	NT	NT
12	Hair oil	coconut oil/Castor oil	Per Bottle	24.00	24.00	24.00	24.00	24.00	24.00	24.00
13	Cycle tyre	Metro/Inter national	Each	59.00	61.00	70.00	70.00	70.00	70.00	70.00
14	Cycle tube	Metro/Inter national	Each	25.00	25.00	30.00	30.00	30.00	30.00	30.00
15	Scooter tyre	Dunlop/Premium	Each	300.00	300.00	322.50	322.50	322.50	322.50	322.50
16	Scooter tube	Dunlop/ziet	Each	92.50	92.50	95.00	95.00	95.00	95.00	95.00
17	Bus/truck tyre	MRF/Premier12	Each	6510.00	6515.00	6850.00	6850.00	6850.00	6850.00	6850.00
18	Bus/truck tube	MRF/Premier13	Each	500.00	500.00	600.00	600.00	600.00	600.00	600.00
19	Gold	Gm	Gm	572.00	560.00	549.00	558.50	538.00	542.00	558.25
20	Silver	Gm	Gm	10.00	10.00	10.00	10.00	10.00	10.00	10.00

Pathanamthitta Contd..

S.L. No.	Item	Item/Quality	Unit	Aug	Sep	Oct	Nov	Dec	Yearly Average
1	2	3	+	12	13	14	15	16	17
1	Wheat(Sooji)	Good quality	Kg	28.00	28.00	28.00	28.00	28.00	28.00
2	Ragi	Good quality	Kg	10.00	10.00	10.00	10.00	10.00	10.00
3	Cholam	Good quality	Kg	NT	NT	NT	NT	NT	NT
4	Sesamum	Nadan/medium	Kg	50.00	40.00	45.00	45.00	45.00	55.00
5	Bengal gram dhal	Nadan/medium	Kg	NT	NT	NT	NT	NT	NT
6	Bengal gram flour	Nadan/medium	Kg	30.00	30.00	30.00	32.00	32.00	30.00
7	Charcoal	Nadan/Dry	Kg	7.00	7.00	8.00	8.00	8.00	7.00
8	H.S.D Oil	Bharath/Indian oil	Ltr.	26.91	26.91	26.91	29.25	29.25	26.00
9	Bed sheet	Cotton/medium/single/double	Each	120.00	120.00	120.00	120.00	120.00	120.00
10	Ink	Camel/Brill	50 ml	12.00	12.00	12.00	12.00	12.00	12.00
11	Straw board	3' * 2'	Each	NT	NT	NT	NT	NT	NT
12	Hair oil	coconut oil/Castor oil	Per Bottle	24.00	24.00	24.00	24.00	24.00	24.00
13	Cycle tyre	Metro/Inter national	Each	70.00	70.00	70.00	70.00	70.00	68.00
14	Cycle tube	Metro/Inter national	Each	30.00	30.00	30.00	30.00	30.00	29.00
15	Scooter tyre	Dunlop/Premium	Each	322.50	322.50	322.50	322.50	322.50	319.00
16	Scooter tube	Dunlop/ziet	Each	95.00	95.00	95.00	95.00	95.00	95.00
17	Bus/truck tyre	MRF/Premier12	Each	6850.00	6850.00	6850.00	6850.00	6850.00	6794.00
18	Bus/truck tube	MRF/Premier13	Each	600.00	600.00	600.00	600.00	600.00	583.00
19	Gold	Gm	Gm	569.75	573.00	583.80	603.75	599.80	567.00
20	Silver	Gm	Gm	11.00	12.00	11.00	12.00	12.00	11.00

Alappuzha

Sl. No.	Item	Item/Quality	Unit	Jan	Feb	Mar	Apr	May	Jun	Jul
1	2	3	4	5	6	7	8	9	10	11
1	Wheat(Sooji)	Good quality	Kg	26.00	24.00	24.00	25.00	25.00	25.00	29.00
2	Ragi	Good quality	Kg	12.00	12.00	12.00	12.00	12.00	12.00	12.00
3	Cholam	Good quality	Kg	NT	NT	NT	NT	NT	NT	NT
4	Sesamum	Nadan/medium	Kg	42.00	40.00	45.00	42.50	42.50	42.50	45.00
5	Bengal gram dhal	Nadan/medium	Kg	31.00	31.00	30.00	29.00	30.00	30.00	30.00
6	Bengal gram flour	Nadan/medium	Kg	35.00	35.00	35.00	35.00	35.00	35.00	35.00
7	Charcoal	Nadan/Dry	Kg	6.00	6.00	6.00	6.00	6.00	6.00	6.00
8	H.S.D Oil	Bharath/Indian oil	Ltr.	24.09	24.09	24.09	24.09	24.09	24.09	25.21
9	Bed sheet	Cotton/medium/single/double	Each	135.00	135.00	135.00	135.00	135.00	135.00	135.00
10	Ink	Camel/Brill	50 ml	12.00	12.00	12.00	12.00	12.00	12.00	12.00
11	Straw board	3' * 2'	Each	6.50	6.50	6.50	6.50	6.50	6.50	6.50
12	Hair oil	coconut oil/Castor oil	Per Bottle	36.00	36.00	36.00	36.00	36.00	36.00	36.00
13	Cycle tyre	Metro/Inter national	Each	75.00	75.00	75.00	80.00	80.00	80.00	80.00
14	Cycle tube	Metro/Inter national	Each	25.00	25.00	25.00	26.00	26.00	26.00	26.00
15	Scooter tyre	Dunlop/Premium	Each	330.00	330.00	330.00	330.00	330.00	330.00	330.00
16	Scooter tube	Dunlop/zict	Each	90.00	90.00	90.00	90.00	90.00	90.00	90.00
17	Bus/truck tyre	MRF/Premier12	Each	6600.00	6600.00	6600.00	6600.00	6600.00	6600.00	6600.00
18	Bus/truck tube	MRF/Premier13	Each	575.00	590.00	590.00	590.00	590.00	590.00	590.00
19	Gold	Gm	Gm	572.00	560.00	549.00	558.50	538.00	542.00	558.00
20	Silver	Gm	Gm	8.00	8.00	8.00	8.00	8.50	8.00	8.00

Alappuzha Contd..

Sl. No.	Item	Item/Quality	Unit	Aug	Sep	Oct	Nov	Dec	Yearly Average
1	2	3	4	12	13	14	15	16	17
1	Wheat(Sooji)	Good quality	Kg	25.00	27.00	30.00	26.00	24.00	26.00
2	Ragi	Good quality	Kg	12.00	12.00	12.00	12.00	12.00	12.00
3	Cholam	Good quality	Kg	NT	NT	NT	NT	NT	NT
4	Sesamum	Nadan/medium	Kg	42.50	47.50	47.50	47.50	55.00	45.00
5	Bengal gram dhal	Nadan/medium	Kg	28.50	28.00	30.00	30.00	30.00	30.00
6	Bengal gram flour	Nadan/medium	Kg	35.00	35.00	32.50	32.50	32.50	34.00
7	Charcoal	Nadan/Dry	Kg	7.00	8.00	10.00	10.00	10.00	7.00
8	H.S.D Oil	Bharath/Indian oil	Ltr.	26.78	26.78	26.78	26.78	29.12	25.00
9	Bed sheet	Cotton/medium/single/double	Each	135.00	135.00	135.00	135.00	135.00	135.00
10	Ink	Camel/Brill	50 ml	12.00	12.00	12.00	12.00	12.00	12.00
11	Straw board	3' * 2'	Each	6.50	6.50	6.50	6.50	6.50	7.00
12	Hair oil	coconut oil/Castor oil	Per Bottle	36.00	36.00	36.00	36.00	36.00	36.00
13	Cycle tyre	Metro/Inter national	Each	80.00	80.00	80.00	80.00	80.00	79.00
14	Cycle tube	Metro/Inter national	Each	26.00	26.00	26.00	26.00	26.00	26.00
15	Scooter tyre	Dunlop/Premium	Each	330.00	330.00	335.00	335.00	335.00	331.00
16	Scooter tube	Dunlop/ziet	Each	90.00	90.00	95.00	95.00	95.00	91.00
17	Bus/truck tyre	MRF/Premier12	Each	6600.00	6600.00	6690.00	6690.00	6690.00	6623.00
18	Bus/truck tube	MRF/Premier13	Each	590.00	590.00	590.00	575.00	575.00	586.00
19	Gold	Gm	Gm	569.75	573.00	583.80	602.75	599.80	567.00
20	Silver	Gm	Gm	8.50	9.50	9.50	10.00	10.50	9.00

Kottayam

Sl. No.	Item	Item/Quality	Unit	Jan	Feb	Mar	Apr	May	Jun	Jul
1	2	3	4	5	6	7	8	9	10	11
1	Wheat(Sooji)	Good quality	Kg	19.00	22.00	22.00	22.00	22.00	22.00	22.00
2	Ragi	Good quality	Kg	10.00	10.00	10.00	10.00	10.00	10.00	10.00
3	Cholam	Good quality	Kg	NT	NT	NT	NT	NT	NT	NT
4	Sesamum	Nadan/medium	Kg	40.00	40.00	40.00	40.00	40.00	40.00	40.00
5	Bengal gram dhal	Nadan/medium	Kg	31.00	35.00	34.00	32.00	32.00	32.00	34.00
6	Bengal gram flour	Nadan/medium	Kg	28.00	26.50	28.00	26.00	26.00	26.00	24.00
7	Charcoal	Nadan/Dry	Kg	8.00	8.00	8.00	6.00	6.00	6.00	6.00
8	H.S.D Oil	Bharath/Indian oil	Ltr.	24.11	24.11	24.11	24.11	24.11	24.11	25.22
9	Bed sheet	Cotton/medium/single/double	Each	181.75	181.75	181.75	181.75	181.75	181.75	181.75
10	Ink	Camel/Brill	50 ml	12.00	12.00	12.00	12.00	12.00	12.00	12.00
11	Straw board	3' * 2'	Each	6.00	7.50	7.50	7.50	7.50	7.50	6.00
12	Hair oil	coconut oil/Castor oil	Per Bottle	38.75	38.75	38.75	38.75	38.75	38.75	38.75
13	Cycle tyre	Metro/Inter national	Each	62.50	66.50	66.50	66.50	66.50	66.50	66.50
14	Cycle tube	Metro/Inter national	Each	28.00	31.00	31.00	31.00	31.00	31.00	31.00
15	Scooter tyre	Dunlop/Premium	Each	320.00	320.00	325.00	325.00	325.00	325.00	325.00
16	Scooter tube	Dunlop/ziet	Each	95.00	95.00	95.00	95.00	95.00	95.00	95.00
17	Bus/truck tyre	MRF/Premier 12	Each	6800.00	7000.00	7000.00	7150.00	7150.00	7150.00	7500.00
18	Bus/truck tube	MRF/Premier 13	Each	600.00	640.00	640.00	640.00	640.00	640.00	640.00
19	Gold	Gm	Gm	572.00	560.00	558.50	558.50	536.00	545.00	558.00
20	Silver	Gm	Gm	9.50	10.00	10.20	12.00	10.50	10.50	10.50

Kottayam Contd.

S.I. No.	Item	Item/Quality	Unit	Aug	Sep	Oct	Nov	Dec	Yearly Average
1	2	3	4	12	13	14	15	16	17
1	Wheat(Sooji)	Good quality	Kg	22.00	22.00	22.00	22.00	22.00	22.00
2	Ragi	Good quality	Kg	9.50	9.50	9.50	9.50	9.50	10.00
3	Cholam	Good quality	Kg	NT	NT	NT	NT	NT	NT
4	Sesamum	Nadan/medium	Kg	38.50	39.00	40.00	40.00	40.00	40.00
5	Bengal gram dhal	Nadan/medium	Kg	36.00	34.00	34.00	32.00	35.00	33.00
6	Bengal gram flour	Nadan/medium	Kg	28.00	26.00	26.00	28.00	28.00	27.00
7	Charcoal	Nadan/Dry	Kg	6.00	6.00	6.00	5.00	5.00	6.00
8	H.S.D Oil	Bharath/Indian oil	Ltr.	26.79	26.79	26.79	29.20	29.12	26.00
9	Bed sheet	Cotton/medium/single/double	Each	181.75	181.75	181.75	181.25	181.75	182.00
10	Ink	Camel/Brill	50 ml	12.00	12.00	12.00	12.00	12.00	12.00
11	Straw board	3' * 2'	Each	7.50	7.50	6.00	7.50	7.50	7.00
12	Hair oil	coconut oil/Casor oil	Per Bottle	38.75	38.75	38.75	38.75	37.00	39.00
13	Cycle tyre	Metro/Inter national	Each	66.50	66.50	66.50	69.00	69.00	67.00
14	Cycle tube	Metro/Inter national	Each	31.00	31.00	31.00	31.00	31.00	31.00
15	Scooter tyre	Dunlop/Premium	Each	325.00	330.00	340.00	340.00	340.00	328.00
16	Scooter tube	Dunlop/ziet	Each	95.00	95.00	95.00	95.00	95.00	95.00
17	Bus/truck tyre	MRF/Premier12	Each	7560.00	7560.00	7560.00	7560.00	7560.00	7296.00
18	Bus/truck tube	MRF/Premier13	Each	640.00	640.00	640.00	640.00	640.00	637.00
19	Gold	Gm	Gm	569.75	573.00	583.73	602.75	599.80	568.00
20	Silver	Gm	Gm	10.50	11.00	11.50	12.00	12.50	11.00

Idukki

S.L. No.	Item	Item/Quality	Unit	Jan	Feb	Mar	Apr	May	Jun	Jul
1	2	3	4	5	6	7	8	9	10	11
1	Wheat(Sooji)	Good quality	Kg	22.00	22.00	22.00	22.00	24.00	23.00	24.00
2	Ragi	Good quality	Kg	10.00	10.00	10.00	10.00	10.00	9.00	9.00
3	Cholam	Good quality	Kg	10.00	10.00	10.00	10.00	10.00	10.00	9.00
4	Sesamum	Nadan/medium	Kg	40.00	39.00	40.00	40.00	38.00	40.00	40.00
5	Bengal gram dhal	Nadan/medium	Kg	31.00	32.00	30.00	29.00	29.00	29.00	30.00
6	Bengal gram flour	Nadan/medium	Kg	30.00	31.00	31.00	30.00	30.00	30.00	30.00
7	Charcoal	Nadan/Dry	Kg	8.00	8.00	8.00	8.00	8.00	8.00	9.00
8	H.S.D Oil	Bharath/Indian oil	Ltr.	24.08	24.08	24.08	24.08	24.08	24.08	25.20
9	Bed sheet	Cotton/medium/single/double	Each	75.00	75.00	75.00	75.00	75.00	75.00	75.00
10	Ink	Camel/Brill	50 ml	10.00	10.00	10.00	10.00	10.00	12.00	12.00
11	Straw board	3' * 2'	Each	4.00	4.00	4.00	4.00	4.00	4.00	4.00
12	Hair oil	coconut oil/Castor oil	Per Bottle	32.50	32.50	32.50	32.50	32.50	32.50	32.50
13	Cycle tyre	Metro/Inter national	Each	62.00	62.00	62.00	62.00	62.00	62.00	65.00
14	Cycle tube	Metro/Inter national	Each	25.00	25.00	25.00	25.00	25.00	25.00	25.00
15	Scooter tyre	Dunlop/Premium	Each	325.00	325.00	325.00	325.00	325.00	325.00	340.00
16	Scooter tube	Dunlop/ziet	Each	90.00	90.00	90.00	90.00	90.00	90.00	90.00
17	Bus/truck tyre	MRF/Premier 2	Each	7350.00	7650.00	7425.00	7500.00	7425.00	7500.00	7500.00
18	Bus/truck tube	MRF/Premier 3	Each	650.00	650.00	650.00	625.00	625.00	600.00	600.00
19	Gold	Gm	Gm	572.00	560.00	549.00	558.50	538.00	542.00	558.00
20	Silver	Gm	Gm	9.25	9.75	9.75	10.25	10.50	10.50	10.00

Idukki Contd..

Sl. No.	Item	Item/Quality	Unit	Aug	Sep	Oct	Nov	Dec	Yearly Average
1	2	3	4	12	13	14	15	16	17
1	Wheat(Sooji)	Good quality	Kg	21.13	24.00	24.00	25.00	21.00	23.00
2	Ragi	Good quality	Kg	10.00	10.00	10.00	10.00	12.00	10.00
3	Cholam	Good quality	Kg	9.00	9.00	9.00	9.00	9.00	10.00
4	Sesamum	Nadan/medium	Kg	38.00	40.00	40.00	39.00	40.00	40.00
5	Bengal gram dhal	Nadan/medium	Kg	30.00	30.00	30.00	30.00	28.00	30.00
6	Bengal gram flour	Nadan/medium	Kg	31.00	31.00	31.00	30.50	31.00	31.00
7	Charcoal	Nadan/Dry	Kg	9.00	9.00	9.00	8.00	8.00	8.00
8	H.S.D Oil	Bharath/Indian oil	Ltr.	26.77	26.77	26.77	29.11	29.30	26.00
9	Bed sheet	Cotton/medium/single/double	Each	75.00	75.00	75.00	75.00	60.00	74.00
10	Ink	Camel/Brill	50 ml	12.00	12.00	12.00	11.00	11.00	11.00
11	Straw board	3' * 2'	Each	4.00	4.00	4.00	4.00	4.00	4.00
12	Hair oil	coconut oil/Castor oil	Per Bottle	32.50	32.50	32.50	32.50	34.00	33.00
13	Cycle tyre	Metro/Inter national	Each	65.00	65.00	65.00	65.00	67.50	64.00
14	Cycle tube	Metro/Inter national	Each	25.00	25.00	25.00	30.00	28.00	26.00
15	Scooter tyre	Dunlop/Premium	Each	340.00	340.00	340.00	340.00	330.00	332.00
16	Scooter tube	Dunlop/ziet	Each	90.00	90.00	90.00	100.00	100.00	92.00
17	Bus/truck tyre	MRF/Premier12	Each	7700.00	7700.00	7700.00	7700.00	7600.00	7563.00
18	Bus/truck tube	MRF/Premier13	Each	625.00	600.00	600.00	600.00	600.00	619.00
19	Gold	Gm	Gm	569.75	573.00	584.84	602.75	600.20	567.00
20	Silver	Gm	Gm	10.50	10.75	10.75	11.00	12.00	10.00

Ernakulam

Sl. No.	Item	Item/Quality	Unit	Jan	Feb	Mar	Apr	May	Jun	Jul
1	2	3	4	5	6	7	8	9	10	11
1	Wheat(Sooji)	Good quality	Kg	27.50	28.50	29.50	25.50	25.50	28.00	28.00
2	Ragi	Good quality	Kg	9.13	10.00	9.50	10.00	9.75	10.00	10.00
3	Cholam	Good quality	Kg	10.00	10.00	10.00	10.00	10.00	12.00	12.00
4	Sesamum	Nadan/medium	Kg	35.50	34.00	37.50	38.50	38.00	40.00	40.00
5	Bengal gram dhal	Nadan/medium	Kg	28.00	27.50	25.50	25.00	28.00	26.00	26.00
6	Bengal gram flour	Nadan/medium	Kg	28.00	29.00	28.00	27.50	28.00	28.00	28.00
7	Charcoal	Nadan/Dry	Kg	6.50	6.50	6.50	7.50	7.75	7.75	7.75
8	H.S.D Oil	Bharath/Indian oil	Ltr.	23.99	23.99	23.99	23.99	23.99	23.99	25.11
9	Red sheet	Cotton/medium/single/double	Each	140.00	140.00	140.00	140.00	135.00	135.00	135.00
10	Ink	Camel/Brill	50 ml	10.00	10.00	11.00	11.00	11.00	11.00	11.00
11	Straw board	3' * 2'	Each	NT	NT	NT	NT	NT	NT	NT
12	Hair oil	coconut oil/Castor oil	Per Bottle	17.25	17.25	17.25	20.00	20.00	20.00	20.00
13	Cycle tyre	Metro/Inter national	Each	67.50	67.50	70.00	70.00	75.00	75.00	75.00
14	Cycle tube	Metro/Inter national	Each	30.00	30.00	30.00	30.00	32.50	30.00	30.00
15	Scooter tyre	Dunlop/Premium	Each	320.00	325.00	325.00	325.00	325.00	325.00	325.00
16	Scooter tube	Dunlop/ziet	Each	92.00	95.00	95.00	95.00	95.00	95.00	95.00
17	Bus/truck tyre	MRF/Premier12	Each	6700.00	6700.00	6700.00	6700.00	6700.00	6700.00	6700.00
18	Bus/truck tube	MRF/Premier13	Each	600.00	600.00	600.00	600.00	600.00	600.00	600.00
19	Gold	Gm	Gm	571.00	560.00	549.00	558.50	540.00	542.00	559.00
20	Silver	Gm	Gm	9.00	9.00	9.00	9.00	9.00	9.00	10.00

Ernakulam Contd.

Sl. No.	Item	Item/Quality	Unit	Aug	Sep	Oct	Nov	Dec	Yearly Average
1	2	3	4	12	13	14	15	16	17
1	Wheat(Sooji)	Good quality	Kg	25.00	24.00	24.00	20.00	20.00	25.00
2	Ragi	Good quality	Kg	11.00	11.00	11.00	11.00	11.00	10.00
3	Cholam	Good quality	Kg	12.00	12.00	12.00	12.00	12.00	11.00
4	Sesamum	Nadan/medium	Kg	40.00	40.00	40.00	39.00	39.00	38.00
5	Bengal gram dhal	Nadan/medium	Kg	27.00	27.00	27.00	27.00	27.00	27.00
6	Bengal gram flour	Nadan/medium	Kg	29.00	29.00	29.00	29.00	29.00	28.00
7	Charcoal	Nadan/Dry	Kg	7.75	7.75	7.75	7.75	7.75	7.00
8	H.S.D Oil	Bharath/Indian oil	Ltr.	26.67	26.67	26.67	29.02	29.02	26.00
9	Bed sheet	Cotton/medium/single/double	Each	135.00	135.00	135.00	135.00	135.00	137.00
10	Ink	Camel/Brill	50 ml	11.00	11.00	11.00	11.00	11.00	11.00
11	Straw board	3' * 2'	Each	NT	NT	NT	NT	NT	NT
12	Hair oil	coconut oil/Castor oil	Per Bottle	20.00	20.00	20.00	20.00	20.00	19.00
13	Cycle tyre	Metro/Inter national	Each	75.00	75.00	75.00	75.00	75.00	73.00
14	Cycle tube	Metro/Inter national	Each	47.50	32.50	32.50	32.50	32.50	33.00
15	Scooter tyre	Dunlop/Premium	Each	332.50	332.50	332.50	332.50	332.50	328.00
16	Scooter tube	Dunlop/ziet	Each	95.00	95.00	95.00	95.00	95.00	95.00
17	Bus/truck tyre	MRF/Premier12	Each	6900.00	6900.00	6900.00	6900.00	6900.00	6783.00
18	Bus/truck tube	MRF/Premier13	Each	600.00	600.00	600.00	600.00	600.00	600.00
19	Gold	Gm	Gm	569.75	573.00	583.80	603.75	600.20	568.00
20	Silver	Gm	Gm	10.00	10.00	10.90	10.00	10.00	10.00

Thrissur

Sl. No.	Item	Item/Quality	Unit	Jan	Feb	Mar	Apr	May	Jun	Jul
1	2	3	4	5	6	7	8	9	10	11
1	Wheat(Sooji)	Good quality	Kg	28.20	28.75	29.00	29.00	29.00	29.00	23.40
2	Ragi	Good quality	Kg	10.00	10.00	10.00	10.00	10.00	10.00	8.40
3	Cholam	Good quality	Kg	9.00	9.00	9.00	9.00	9.00	9.00	7.80
4	Sesamum	Nadan/medium	Kg	50.00	46.25	45.00	50.00	47.50	47.50	37.30
5	Bengal gram dhal	Nadan/medium	Kg	30.00	30.00	30.00	30.00	30.00	30.00	25.00
6	Bengal gram flour	Nadan/medium	Kg	28.00	28.75	29.00	30.00	29.00	29.00	24.40
7	Charcoal	Nadan/Dry	Kg	10.00	10.00	10.00	10.00	10.00	10.00	9.40
8	H.S.D Oil	Bharath/Indian oil	Ltr.	24.12	24.12	24.12	24.12	24.12	24.12	21.32
9	Bed sheet	Cotton/medium/single/double	Each	100.00	100.00	100.00	100.00	100.00	100.00	82.00
10	Ink	Camel/Brill	50 ml	12.00	12.00	12.00	12.00	12.00	12.00	12.00
11	Straw board	3' * 2'	Each	3.50	3.50	3.50	3.50	3.50	3.50	4.70
12	Hair oil	coconut oil/Castor oil	Per Bottle	60.00	60.00	60.00	60.00	60.00	60.00	60.00
13	Cycle tyre	Metro/Inter national	Each	61.00	61.00	61.00	61.00	61.00	61.00	51.80
14	Cycle tube	Metro/Inter national	Each	28.00	28.00	28.00	28.00	28.00	28.00	25.60
15	Scooter tyre	Dunlop/Premium	Each	330.00	330.00	330.00	330.00	330.00	330.00	267.40
16	Scooter tube	Dunlop/ziet	Each	95.00	95.00	95.00	95.00	95.00	95.00	95.00
17	Bus/truck tyre	MRF/Premier 12	Each	7800.00	7800.00	7800.00	7800.00	7800.00	7800.00	7800.00
18	Bus/truck tube	MRF/Premier 13	Each	NT	NT	NT	NT	NT	NT	NT
19	Gold	Gm	Gm	571.00	558.25	545.00	555.00	540.00	540.00	558.50
20	Silver	Gm	Gm	10.00	10.15	10.20	12.00	10.15	10.00	12.52

Thrissur Contd.

Sl. No.	Item	Item/Quality	Unit	Aug	Sep	Oct	Nov	Dec	Yearly Average
1	2	3	4	12	13	14	15	16	17
1	Wheat(Sooji)	Good quality	Kg	24.00	24.00	17.00	17.00	17.00	25.00
2	Ragi	Good quality	Kg	10.00	11.00	9.00	10.00	10.00	10.00
3	Cholam	Good quality	Kg	9.00	12.00	10.00	10.00	9.50	9.00
4	Sesamum	Nadan/medium	Kg	38.00	40.00	47.50	37.50	30.00	43.00
5	Bengal gram dhal	Nadan/medium	Kg	30.00	27.00	28.00	29.00	28.00	29.00
6	Bengal gram flour	Nadan/medium	Kg	28.00	29.00	28.00	29.00	30.00	29.00
7	Charcoal	Nadan/Dry	Kg	10.00	7.75	14.00	14.00	14.00	11.00
8	H.S.D Oil	Bharath/Indian oil	Ltr.	26.80	26.67	26.80	29.15	29.15	25.00
9	Bed sheet	Cotton/medium/single/double	Each	100.00	135.00	100.00	105.00	105.00	102.00
10	Ink	Camel/Brill	50 ml	12.00	11.00	12.00	12.00	12.00	12.00
11	Straw board	3' * 2'	Each	4.70	4.70	4.70	4.70	4.70	4.00
12	Hair oil	coconut oil/Castor oil	Per Bottle	60.00	60.00	60.00	60.00	60.00	60.00
13	Cycle tyre	Metro/Inter national	Each	61.00	75.00	70.50	70.50	70.50	64.00
14	Cycle tube	Metro/Inter national	Each	28.00	32.50	30.00	30.00	30.00	29.00
15	Scooter tyre	Dunlop/Premium	Each	320.00	332.50	320.00	327.50	327.50	323.00
16	Scooter tube	Dunlop/ziet	Each	95.00	95.00	90.00	95.00	95.00	95.00
17	Bus/truck tyre	MRF/Premier12	Each	7800.00	7800.00	7800.00	7800.00	7800.00	7800.00
18	Bus/truck tube	MRF/Premier13	Each	NT	NT	NT	NT	NT	NT
19	Gold	Gm	Gm	568.50	569.50	581.00	601.75	596.60	565.00
20	Silver	Gm	Gm	11.00	10.00	11.00	11.80	12.20	11.00

Palakkad

Sl. No.	Item	Item/Quality	Unit	Jan	Feb	Mar	Apr	May	Jun	Jul
1	2	3	4	5	6	7	8	9	10	11
1	Wheat(Sooji)	Good quality	Kg	31.00	33.00	27.00	27.00	27.00	28.00	30.00
2	Ragi	Good quality	Kg	9.50	9.50	9.50	9.50	9.50	10.00	9.50
3	Cholam	Good quality	Kg	10.00	10.00	10.00	10.00	10.00	10.00	10.00
4	Sesamum	Nadan/medium	Kg	35.00	40.00	37.50	39.00	44.00	42.00	40.00
5	Bengal gram dhal	Nadan/medium	Kg	26.00	26.00	25.50	26.00	25.50	26.00	25.00
6	Bengal gram flour	Nadan/medium	Kg	27.00	30.00	27.00	26.00	27.00	28.00	26.00
7	Charcoal	Nadan/Dry	Kg	10.00	10.00	10.00	10.00	10.00	10.00	10.00
8	H.S.D Oil	Bharath/Indian oil	Ltr.	24.20	24.20	24.20	24.20	24.20	24.20	25.31
9	Bed sheet	Cotton/medium/single/double	Each	80.00	80.00	105.00	105.00	105.00	105.00	105.00
10	Ink	Camel/Brill	50 ml	10.00	10.00	10.00	11.00	11.00	10.50	11.00
11	Straw board	3' * 2'	Each	3.50	3.50	3.50	3.50	3.50	3.50	3.50
12	Hair oil	coconut oil/Castor oil	Per Bottle	19.00	19.00	19.00	19.00	19.00	19.00	19.00
13	Cycle tyre	Metro/Inter national	Each	60.00	60.00	57.00	57.00	65.00	65.00	70.00
14	Cycle tube	Metro/Inter national	Each	25.00	25.00	25.00	25.00	25.00	25.00	28.00
15	Scooter tyre	Dunlop/Premium	Each	325.00	325.00	325.00	325.00	330.00	325.00	320.00
16	Scooter tube	Dunlop/ziet	Each	90.00	90.00	90.00	90.00	100.00	100.00	100.00
17	Bus/truck tyre	MRF/Premier12	Each	6955.00	6955.00	6955.00	6955.00	6955.00	6250.00	6250.00
18	Bus/truck tube	MRF/Premier13	Each	642.50	642.50	642.50	642.50	642.50	620.00	620.00
19	Gold	Gm	Gm	571.00	555.00	554.00	555.00	538.00	540.00	558.50
20	Silver	Gm	Gm	9.50	10.00	10.80	11.90	12.00	10.00	9.50

Palakkad Contd.

S.I. No.	Item	Item/Quality	Unit	Aug	Sep	Oct	Nov	Dec	Yearly Average
1	2	3	4	12	13	14	15	16	17
1	Wheat(Sooji)	Good quality	Kg	26.00	28.00	25.00	24.00	27.00	28.00
2	Ragi	Good quality	Kg	10.00	10.00	10.00	10.00	10.00	10.00
3	Cholam	Good quality	Kg	9.50	9.50	9.50	9.50	9.50	10.00
4	Sesamum	Nadan/medium	Kg	39.00	37.50	38.00	40.00	42.50	40.00
5	Bengal gram dhal	Nadan/medium	Kg	25.50	26.50	27.50	27.00	26.00	26.00
6	Bengal gram flour	Nadan/medium	Kg	28.00	27.00	30.00	30.00	28.00	28.00
7	Charcoal	Nadan/Dry	Kg	10.00	10.00	10.00	10.00	10.00	10.00
8	H.S.D Oil	Bharath/Indian oil	Ltr.	26.87	26.87	26.87	29.22	29.22	26.00
9	Bed sheet	Cotton/medium/single/double	Each	105.00	105.00	105.00	105.00	105.00	101.00
10	Ink	Camel/Brill	50 ml	11.00	11.00	11.00	11.00	11.00	11.00
11	Straw board	3' * 2'	Each	3.50	3.50	3.50	3.50	3.50	4.00
12	Hair oil	coconut oil/Castor oil	Per Bottle	18.50	18.50	18.50	18.50	18.50	19.00
13	Cycle tyre	Metro/Inter national	Each	67.50	70.00	70.00	70.00	70.00	65.00
14	Cycle tube	Metro/Inter national	Each	30.00	30.00	30.00	30.00	30.00	27.00
15	Scooter tyre	Dunlop/Premium	Each	335.00	335.00	335.00	340.00	340.00	330.00
16	Scooter tube	Dunlop/ziet	Each	100.00	100.00	100.00	100.00	100.00	97.00
17	Bus/truck tyre	MRF/Premier12	Each	7475.00	7475.00	7475.00	7637.50	7637.50	7081.00
18	Bus/truck tube	MRF/Premier13	Each	635.00	635.00	635.00	650.00	650.00	638.00
19	Gold	Gm	Gm	567.25	569.50	579.40	601.75	596.60	566.00
20	Silver	Gm	Gm	10.00	10.50	11.00	11.00	11.75	11.00

Malappuram

Sl. No.	Item	Item/Quality	Unit	Jan	Feb	Mar	Apr	May	Jun	Jul
1	2	3	4	5	6	7	8	9	10	11
1	Wheat(Sooji)	Good quality	Kg	28.00	29.00	28.50	27.25	28.25	28.00	26.30
2	Ragi	Good quality	Kg	10.00	10.50	10.00	9.75	10.25	10.25	9.80
3	Cholam	Good quality	Kg	11.00	11.00	11.00	11.00	11.00	12.50	10.25
4	Sesamum	Nadan/medium	Kg	32.00	32.00	38.00	39.00	39.00	37.50	35.60
5	Bengal gram dhal	Nadan/medium	Kg	27.00	28.50	27.00	28.25	26.75	27.75	27.50
6	Bengal gram flour	Nadan/medium	Kg	28.00	28.00	28.00	28.00	28.25	28.00	28.00
7	Charcoal	Nadan/Dry	Kg	7.00	6.50	6.50	6.25	6.25	6.25	6.40
8	H.S.D Oil	Bharath/Indian oil	Ltr.	24.34	24.34	24.34	24.34	24.34	24.34	25.45
9	Bed sheet	Cotton/medium/single/double	Each	240.00	242.50	242.50	242.50	242.50	242.50	242.50
10	Ink	Camel/Brill	50 ml	12.00	12.00	12.00	12.00	12.00	12.00	12.00
11	Straw board	3' * 2'	Each	7.50	7.50	7.50	7.50	7.50	7.50	7.50
12	Hair oil	coconut oil/Castor oil	Per Bottle	9.00	8.75	8.75	9.50	9.50	9.50	9.50
13	Cycle tyre	Metro/Inter national	Each	85.00	85.00	85.00	86.00	85.00	85.00	85.00
14	Cycle tube	Metro/Inter national	Each	35.00	35.00	35.00	38.00	38.00	37.00	37.00
15	Scooter tyre	Dunlop/Premium	Each	365.00	367.50	367.50	367.50	367.50	367.50	367.50
16	Scooter tube	Dunlop/ziet	Each	91.00	101.75	101.75	101.75	101.75	101.75	101.75
17	Bus/truck tyre	MRF/Premier12	Each	6708.00	6741.50	6741.50	6741.50	6741.50	6741.50	6741.50
18	Bus/truck tube	MRF/Premier13	Each	633.00	641.50	641.50	641.50	641.50	641.50	641.50
19	Gold	Gm	Gm	572.00	560.00	549.00	560.00	538.00	542.00	555.00
20	Silver	Gm	Gm	10.00	9.50	9.80	11.25	9.60	9.65	9.50

Malappuram Contd.

Sl. No.	Item	Item/Quality	Unit	Aug	Sep	Oct	Nov	Dec	Yearly Average
1	2	3	4	12	13	14	15	16	17
1	Wheat(Sooji)	Good quality	Kg	26.00	24.50	24.00	23.50	23.50	26.00
2	Ragi	Good quality	Kg	10.50	9.50	10.00	10.25	10.25	10.00
3	Cholam	Good quality	Kg	11.00	11.00	11.00	11.00	11.00	11.00
4	Sesamum	Nadan/medium	Kg	37.00	35.00	35.00	36.00	35.50	36.00
5	Bengal gram dhal	Nadan/medium	Kg	28.00	28.00	28.50	29.00	27.25	28.00
6	Bengal gram flour	Nadan/medium	Kg	28.00	29.00	28.50	27.00	28.00	28.00
7	Charcoal	Nadan/Dry	Kg	6.50	6.50	6.25	6.25	6.50	6.00
8	H.S.D Oil	Bharath/Indian oil	Ltr.	27.02	27.02	27.02	27.02	29.36	26.00
9	Bed sheet	Cotton/medium/single/double	Each	240.00	240.00	242.50	242.50	242.50	242.00
10	Ink	Camel/Brill	50 ml	12.00	12.00	12.00	12.00	30.00	14.00
11	Straw board	3' * 2'	Each	7.50	7.50	7.50	7.50	7.50	8.00
12	Hair oil	coconut oil/Castor oil	Per Bottle	9.00	9.50	9.50	9.50	10.00	9.00
13	Cycle tyre	Metro/Inter national	Each	80.00	90.00	90.00	90.00	90.00	86.00
14	Cycle tube	Metro/Inter national	Each	32.00	40.00	40.00	40.00	40.00	37.00
15	Scooter tyre	Dunlop/Premium	Each	365.00	376.00	378.50	378.50	391.00	372.00
16	Scooter tube	Dunlop/ziet	Each	105.00	105.00	105.00	105.00	105.00	102.00
17	Bus/truck tyre	MRF/Premier12	Each	6909.00	6909.00	6943.50	6943.50	6943.50	6817.00
18	Bus/truck tube	MRF/Premier13	Each	641.50	641.50	660.50	660.50	660.50	646.00
19	Gold	Gm	Gm	569.75	573.75	583.80	603.75	599.20	567.00
20	Silver	Gm	Gm	11.20	10.80	11.20	11.20	11.80	10.00

Kozhikode

Sl. No.	Item	item/Quality	Unit	Jan	Feb	Mar	Apr	May	Jun	Jul
1	2	3	4	5	6	7	8	9	10	11
1	Wheat(Sooji)	Good quality	Kg	30.00	32.00	30.00	27.00	26.00	26.00	26.00
2	Ragi	Good quality	Kg	9.50	10.00	9.00	9.50	9.50	9.50	9.50
3	Cholam	Good quality	Kg	NT	NT	NT	NT	NT	NT	NT
4	Sesamum	Nadan/medium	Kg	50.00	55.00	60.00	39.00	55.00	55.00	62.50
5	Bengal gram dhal	Nadan/medium	Kg	28.00	28.00	28.00	26.00	27.00	27.00	27.50
6	Bengal gram flour	Nadan/medium	Kg	30.00	30.00	30.00	26.00	30.00	30.00	30.00
7	Charcoal	Nadan/Dry	Kg	8.00	8.00	8.00	10.00	8.00	8.00	8.00
8	H.S.D Oil	Bharath/Indian oil	Ltr.	23.25	23.25	24.20	24.20	24.20	24.20	24.20
9	Bed sheet	Cotton/medium/single/double	Each	175.00	175.00	175.00	175.00	175.00	172.50	172.50
10	Ink	Camel/Brill	50 ml	10.00	10.00	10.00	11.00	10.00	10.00	10.00
11	Straw board	3' * 2'	Each	NT	NT	NT	NT	NT	NT	NT
12	Hair oil	coconut oil/Castor oil	Per Bottle	44.00	44.00	44.00	44.00	44.00	44.50	44.00
13	Cycle tyre	Metro/Inter national	Each	65.00	65.00	65.00	65.00	65.00	65.00	65.00
14	Cycle tube	Metro/Inter national	Each	25.00	25.00	25.00	25.00	27.00	27.00	27.00
15	Scooter tyre	Dunlop/Premium	Each	310.00	310.00	310.00	310.00	310.00	310.00	310.00
16	Scooter tube	Dunlop/ziet	Each	90.00	90.00	90.00	90.00	90.00	90.00	90.00
17	Bus/truck tyre	MRF/Premier12	Each	7500.00	7500.00	7500.00	7500.00	7500.00	7500.00	7500.00
18	Bus/truck tube	MRF/Premier13	Each	630.00	630.00	630.00	642.50	630.00	630.00	630.00
19	Gold	Gm	Gm	572.00	560.00	549.00	560.00	538.00	542.00	555.00
20	Silver	Gm	Gm	9.40	9.90	10.15	11.90	10.60	10.60	9.80

Kochikode Contd.

S.L. No.	Item	Item/Quality	Unit	Aug	Sep	Oct	Nov	Dec	Yearly Average
1	2	3	4	12	13	14	15	16	17
1	Wheat(Sooji)	Good quality	Kg	28.00	28.00	28.00	28.00	26.00	28.00
2	Ragi	Good quality	Kg	10.00	10.00	10.00	10.00	10.00	10.00
3	Cholam	Good quality	Kg	NT	NT	NT	NT	NT	NT
4	Sesamum	Nadan/medium	Kg	62.50	62.50	55.00	52.50	62.50	56.00
5	Bengal gram dhal	Nadan/medium	Kg	28.00	27.50	27.50	27.00	27.00	27.00
6	Bengal gram flour	Nadan/medium	Kg	30.00	30.00	30.00	30.00	30.00	30.00
7	Charcoal	Nadan/Dry	Kg	8.00	8.00	8.00	8.00	7.00	8.00
8	H.S.D Oil	Bharath/Indian oil	Ltr.	24.20	24.20	24.20	25.00	25.00	24.00
9	Bed sheet	Cotton/medium/single/double	Each	160.00	142.50	142.50	142.50	160.00	164.00
10	Ink	Camel/Brill	50 ml	10.00	10.00	10.00	10.00	11.00	10.00
11	Straw board	3' * 2'	Each	NT	NT	NT	NT	NT	NT
12	Hair oil	coconut oil/Castor oil	Per Bottle	44.00	44.00	44.00	44.00	44.00	44.00
13	Cycle tyre	Metro/Inter national	Each	65.00	70.00	70.00	75.00	75.00	68.00
14	Cycle tube	Metro/Inter national	Each	27.00	27.00	28.00	28.00	28.00	27.00
15	Scooter tyre	Dunlop/Premium	Each	310.00	310.00	310.00	310.00	310.00	310.00
16	Scooter tube	Dunlop/ziet	Each	90.00	90.00	90.00	90.00	90.00	90.00
17	Bus/truck tyre	MRF/Premier12	Each	7800.00	7800.00	7600.00	7600.00	7600.00	7575.00
18	Bus/truck tube	MRF/Premier13	Each	715.00	715.00	715.00	715.00	715.00	666.00
19	Gold	Gm	Gm	569.75	573.00	580.80	603.70	599.20	567.00
20	Silver	Gm	Gm	10.40	10.80	10.90	11.20	11.80	11.00

Wayanad

S.I. No.	Item	item/Quality	Unit	Jan	Feb	Mar	Apr	May	Jun	Jul
1	2	3	4	5	6	7	8	9	10	11
1	Wheat(Sooji)	Good quality	Kg	32.59	34.13	32.63	32.63	29.86	29.86	29.50
2	Ragi	Good quality	Kg	9.75	10.25	10.25	10.25	10.25	10.25	10.25
3	Cholam	Good quality	Kg	NT	NT	NT	NT	NT	NT	NT
4	Sesamum	Nadan/medium	Kg	47.50	52.50	52.50	52.50	52.50	52.50	52.50
5	Bengal gram dhal	Nadan/medium	Kg	26.00	26.50	26.50	26.50	26.50	26.50	26.50
6	Bengal gram flour	Nadan/medium	Kg	30.50	31.00	31.00	31.00	31.00	31.00	31.00
7	Charcoal	Nadan/Dry	Kg	9.00	9.00	9.00	9.00	9.00	9.00	9.00
8	H.S.D Oil	Bharath/Indian oil	Ltr.	24.42	24.42	24.42	24.42	24.42	24.42	24.98
9	Bed sheet	Cotton/medium/single/double	Each	62.50	62.50	62.50	62.50	62.50	62.50	62.50
10	Ink	Camel/Brill	50 ml	10.00	10.00	10.00	10.00	10.00	10.00	10.00
11	Straw board	3' * 2'	Each	NT	NT	NT	NT	NT	NT	NT
12	Hair oil	coconut oil/Castor oil	Per Bottle	49.92	49.92	49.92	49.92	49.92	49.92	49.92
13	Cycle tyre	Metro/Inter national	Each	68.50	68.50	68.50	68.50	68.50	68.50	65.00
14	Cycle tube	Metro/Inter national	Each	36.38	35.38	35.38	32.88	32.88	33.50	30.00
15	Scooter tyre	Dunlop/Premium	Each	325.00	325.00	325.00	325.00	325.00	325.00	320.00
16	Scooter tube	Dunlop/ziet	Each	82.50	82.50	82.50	82.50	82.50	82.50	80.00
17	Bus/truck tyre	MRF/Premier12	Each	6675.00	6675.00	6675.00	6675.00	6675.00	6675.00	6650.00
18	Bus/truck tube	MRF/Premier13	Each	575.00	575.00	575.00	575.00	575.00	575.00	550.00
19	Gold	Gm	Gm	572.00	560.00	549.00	560.00	538.00	542.00	555.00
20	Silver	Gm	Gm	9.00	9.50	9.50	10.50	10.50	9.50	9.50

Wayanad Contd.

S.I. No.	Item	item/Quality	Unit	Aug	Sep	Oct	Nov	Dec	Yearly Average
1	2	3	4	12	13	14	15	16	17
1	Wheat(Sooji)	Good quality	Kg	28.78	28.78	28.60	26.55	25.00	28.00
2	Ragi	Good quality	Kg	10.50	10.50	11.00	9.38	9.20	10.00
3	Cholam	Good quality	Kg	NT	NT	NT	NT	NT	NT
4	Sesamum	Nadan/medium	Kg	52.50	52.50	50.00	55.00	55.00	56.00
5	Bengal gram dhal	Nadan/medium	Kg	26.00	26.00	25.00	26.50	26.00	27.00
6	Bengal gram flour	Nadan/medium	Kg	31.00	31.00	30.00	31.00	30.00	30.00
7	Charcoal	Nadan/Dry	Kg	9.50	9.50	9.50	9.50	9.50	8.00
8	H.S.D Oil	Bharath/Indian oil	Ltr.	27.10	27.09	27.09	29.44	29.44	24.00
9	Bed sheet	Cotton/medium/single/double	Each	62.50	62.50	60.00	62.50	60.00	164.00
10	Ink	Camel/Brill	50 ml	10.00	10.00	10.00	10.00	10.00	10.00
11	Straw board	3' * 2'	Each	NT	NT	NT	NT	NT	NT
12	Hair oil	coconut oil/Castor oil	Per Bottle	49.92	49.92	64.00	64.00	64.00	44.00
13	Cycle tyre	Metro/Inter national	Each	68.50	68.50	68.50	68.50	68.50	68.00
14	Cycle tube	Metro/Inter national	Each	33.50	33.50	30.00	33.50	30.00	27.00
15	Scooter tyre	Dunlop/Premium	Each	320.00	320.00	320.00	325.00	325.00	310.00
16	Scooter tube	Dunlop/ziet	Each	80.00	80.00	80.00	100.00	100.00	90.00
17	Bus/truck tyre	MRF/Premier12	Each	6650.00	6650.00	6650.00	6650.00	6650.00	7575.00
18	Bus/truck tube	MRF/Premier13	Each	550.00	550.00	550.00	600.00	600.00	666.00
19	Gold	Gm	Gm	569.75	573.00	582.80	603.75	599.20	567.00
20	Silver	Gm	Gm	9.50	9.50	9.50	10.50	10.50	11.00

Kannur

S.I. No.	Item	item/Quality	Unit	Jan	Feb	Mar	Apr	May	Jun	Jul
1	2	3	4	5	6	7	8	9	10	11
1	Wheat(Sooji)	Good quality	Kg	16.00	16.00	16.00	16.00	16.00	16.00	16.00
2	Ragi	Good quality	Kg	8.50	8.75	9.00	9.00	9.00	9.00	9.00
3	Cholam	Good quality	Kg	12.00	12.00	12.00	12.00	12.00	12.00	12.00
4	Scsamum	Nadan/medium	Kg	51.00	51.00	55.00	55.00	55.00	55.00	55.00
5	Bengal gram dhal	Nadan/medium	Kg	28.00	28.00	28.00	28.00	28.00	28.00	28.00
6	Bengal gram flour	Nadan/medium	Kg	28.00	28.00	28.00	28.00	28.00	28.00	28.00
7	Charcoal	Nadan/Dry	Kg	8.00	8.00	9.00	9.00	9.00	9.00	11.00
8	H.S.D Oil	Bharath/Indian oil	Ltr.	24.18	24.18	24.18	24.18	24.18	24.18	25.29
9	Bed sheet	Cotton/medium/single/double	Each	150.00	150.00	155.00	155.00	155.00	155.00	155.00
10	Ink	Camel/Brill	50 ml	12.00	12.00	12.00	12.00	12.00	12.00	12.00
11	Straw board	3' * 2'	Each	8.00	8.00	8.00	7.50	7.50	7.50	7.50
12	Hair oil	coconut oil/Castor oil	Per Bottle	32.50	32.50	32.50	34.25	34.25	36.00	36.00
13	Cycle tyre	Metro/Inter national	Each	66.50	69.00	69.00	69.00	70.00	70.00	70.00
14	Cycle tube	Metro/Inter national	Each	29.50	30.00	30.00	30.00	30.00	30.00	32.00
15	Scooter tyre	Dunlop/Premium	Each	350.00	350.00	350.00	350.00	350.00	350.00	350.00
16	Scooter tube	Dunlop/ziet	Each	100.00	100.00	100.00	100.00	100.00	100.00	100.00
17	Bus/truck tyre	MRF/Premier12	Each	7275.00	7275.00	7300.00	7300.00	7300.00	7300.00	7300.00
18	Bus/truck tube	MRF/Premier13	Each	650.00	650.00	650.00	650.00	650.00	650.00	650.00
19	Gold	Gm	Gm	572.00	560.00	549.00	560.00	538.00	542.00	557.00
20	Silver	Gm	Gm	10.00	11.00	11.00	12.50	11.00	11.00	11.00

Kannur Contd.

Sl. No.	Item	Item/Quality	Unit	Aug	Sep	Oct	Nov	Dec	Yearly Average
1	2	3	4	12	13	14	15	16	17
1	Wheat(Sooji)	Good quality	Kg	16.00	16.00	16.00	16.00	16.00	16.00
2	Ragi	Good quality	Kg	9.00	9.00	9.00	9.00	9.00	9.00
3	Cholam	Good quality	Kg	12.00	12.00	12.00	12.00	12.00	12.00
4	Sesamum	Nadan/medium	Kg	55.00	55.00	55.00	55.00	55.00	54.00
5	Bengal gram dhal	Nadan/medium	Kg	28.00	28.00	28.00	28.00	28.00	28.00
6	Bengal gram flour	Nadan/medium	Kg	28.00	28.00	28.00	28.00	28.00	28.00
7	Charcoal	Nadan/Dry	Kg	11.00	11.00	11.00	11.00	11.00	10.00
8	H.S.D Oil	Bharath/Indian oil	Ltr.	26.86	26.86	26.86	29.20	29.20	26.00
9	Bed sheet	Cotton/medium/single/double	Each	155.00	155.00	155.00	155.00	155.00	154.00
10	Ink	Camel/Brill	50 ml	12.00	12.00	12.00	12.00	12.00	12.00
11	Straw board	3' * 2'	Each	7.50	7.50	7.50	7.50	7.50	8.00
12	Hair oil	coconut oil/Castor oil	Per Bottle	36.00	36.00	36.00	36.00	36.00	35.00
13	Cycle tyre	Metro/Inter national	Each	77.50	77.50	77.50	77.50	77.50	73.00
14	Cycle tube	Metro/Inter national	Each	33.50	33.50	33.50	33.50	33.50	32.00
15	Scooter tyre	Dunlop/Premium	Each	350.00	350.00	350.00	350.00	350.00	350.00
16	Scooter tube	Dunlop/ziet	Each	100.00	100.00	100.00	100.00	100.00	100.00
17	Bus/truck tyre	MRF/Premier12	Each	7650.00	7650.00	7650.00	7650.00	7650.00	7442.00
18	Bus/truck tube	MRF/Premier13	Each	680.00	680.00	680.00	680.00	680.00	663.00
19	Gold	Gm	Gm	569.75	573.00	582.80	603.75	599.20	567.00
20	Silver	Gm	Gm	12.00	12.00	12.00	12.00	13.00	12.00

Kasaragod

S.I. No.	Item	Item/Quality	Unit	Jan	Feb	Mar	Apr	May	Jun	Jul
1	2	3	4	5	6	7	8	9	10	11
1	Wheat(Sooji)	Good quality	Kg	NT	NT	NT	NT	NT	NT	NT
2	Ragi	Good quality	Kg	8.00	8.00	8.00	8.00	8.00	8.00	8.00
3	Cholam	Good quality	Kg	NT	NT	NT	NT	NT	NT	NT
4	Sesamum	Nadan/medium	Kg	40.00	40.00	40.00	40.00	40.00	40.00	40.00
5	Bengal gram dhal	Nadan/medium	Kg	30.00	30.00	30.00	30.00	30.00	30.00	30.00
6	Bengal gram flour	Nadan/medium	Kg	25.00	25.00	25.00	25.00	25.00	25.00	25.00
7	Charcoal	Nadan/Dry	Kg	NT	NT	NT	NT	NT	NT	NT
8	H.S.D Oil	Bharath/Indian oil	Ltr.	24.18	24.18	24.18	24.18	24.18	24.18	25.29
9	Bed sheet	Cotton/medium/single/double	Each	160	160.00	160.00	160.00	160.00	160.00	160.00
10	Ink	Camel/Brill	50 ml	11	11.00	11.00	11.00	11.00	11.00	11.00
11	Straw board	3' * 2'	Each	14	14.00	14.00	14.00	14.00	14.00	14.00
12	Hair oil	coconut oil/Castor oil	Per Bottle	66	63.00	66.00	66.00	66.00	66.00	66.00
13	Cycle tyre	Metro/Inter national	Each	60	60.00	60.00	60.00	60.00	60.00	60.00
14	Cycle tube	Metro/Inter national	Each	31.5	31.50	31.50	31.50	31.50	31.50	31.50
15	Scooter tyre	Dunlop/Premium	Each	350	350.00	350.00	350.00	350.00	350.00	350.00
16	Scooter tube	Dunlop/ziet	Each	100	100.00	100.00	100.00	100.00	100.00	100.00
17	Bus/truck tyre	MRF/Premier12	Each	7150	7150.00	7150.00	7150.00	7150.00	7150.00	7150.00
18	Bus/truck tube	MRF/Premier13	Each	650	650.00	650.00	650.00	650.00	650.00	650.00
19	Gold	Gm	Gm	565	560.00	549.00	560.00	538.00	542.00	557.00
20	Silver	Gm	Gm	10	10.00	10.00	10.00	13.00	13.00	13.00

Kasaragod Contd..

S.I. No.	Item	Item/Quality	Unit	Aug	Sep	Oct	Nov	Dec	Yearly Average
1	2	3	4	12	13	14	15	16	17
1	Wheat(Sooji)	Good quality	Kg	NT	NT	NT	NT	NT	NT
2	Ragi	Good quality	Kg	8.00	8.00	8.00	8.00	8.00	8.00
3	Cholam	Good quality	Kg	NT	NT	NT	NT	NT	NT
4	Sesamum	Nadan/medium	Kg	40.00	40.00	40.00	40.00	40.00	40.00
5	Bengal gram dhal	Nadan/medium	Kg	30.00	30.00	30.00	30.00	30.00	30.00
6	Bengal gram flour	Nadan/medium	Kg	25.00	25.00	25.00	25.00	25.00	25.00
7	Charcoal	Nadan/Dry	Kg	NT	NT	NT	NT	NT	NT
8	H.S.D Oil	Bharath/Indian oil	Ltr.	26.86	26.86	26.86	29.20	29.20	26.00
9	Bed sheet	Cotton/medium/single/double	Each		150.00	150.00	150.00	150.00	156.00
10	Ink	Camel/Brill	50 ml	11.00	11.00	11.00	11.00	11.00	11.00
11	Straw board	3' * 2'	Each	14.50	14.00	14.00	14.00	14.00	14.00
12	Hair oil	coconut oil/Castor oil	Per Bottle	66.00	66.00	51.00	71.00	71.00	65.00
13	Cycle tyre	Metro/Inter national	Each	60.00	60.00	60.00	60.00	60.00	60.00
14	Cycle tube	Metro/Inter national	Each	29.00	30.00	30.00	30.00	35.00	31.00
15	Scooter tyre	Dunlop/Premium	Each	350.00	350.00	350.00	350.00	350.00	350.00
16	Scooter tube	Dunlop/ziet	Each	100.00	100.00	100.00	100.00	100.00	100.00
17	Bus/truck tyre	MRF/Premier12	Each	7150.00	7150.00	7150.00	7150.00	7150.00	7150.00
18	Bus/truck tube	MRF/Premier13	Each	650.00	650.00	650.00	650.00	650.00	650.00
19	Gold	Gm	Gm	571.00	573.00	582.80	603.50	599.40	567.00
20	Silver	Gm	Gm	13.00	13.00	13.00	13.00	13.00	12.00

District wise Yearly Average Price of 3A - Additional Items

Sl. No.	Item	Item/Quality	Unit	TVM	KLM	PTA	ALP	KTM	IDK	EKM	TSR
1	2	3	4	5	6	7	8	9	10	11	12
1	Wheat(Sooji)	Good quality	Kg	25.00	25.00	28.00	26.00	22.00	23.00	25.00	25.00
2	Ragi	Good quality	Kg	11.00	11.00	10.00	12.00	10.00	10.00	10.00	10.00
3	Cholam	Good quality	Kg	9.00	-	-	-	-	10.00	11.00	9.00
4	Sesamum	Nadan/medium	Kg	70.00	55.00	55.00	45.00	40.00	40.00	38.00	43.00
5	Bengal gram dhal	Nadan/medium	Kg	28.00	27.00	-	30.00	33.00	30.00	27.00	29.00
6	Bengal gram flour	Nadan/medium	Kg	36.00	30.00	30.00	34.00	27.00	31.00	28.00	29.00
7	Charcoal	Nadan/Dry	Kg	8.00	8.00	7.00	7.00	6.00	8.00	7.00	11.00
8	H.S.D Oil	Bharath/Indian oil	Ltr.	26.00	25.00	26.00	25.00	26.00	26.00	26.00	25.00
9	Bed sheet	Cotton/medium/single/double	Each	148.00	60.00	120.00	135.00	182.00	74.00	137.00	102.00
10	Ink	Camel/Brill	50 ml	11.00	11.00	12.00	12.00	12.00	11.00	11.00	12.00
11	Straw board	3' * 2'	Each	-	-	-	7.00	7.00	4.00	-	4.00
12	Hair oil	coconut oil/Castor oil	Per Bottle	62.00	17.00	24.00	36.00	39.00	33.00	19.00	60.00
13	Cycle tyre	Metro/Inter national	Each	64.00	67.00	68.00	79.00	67.00	64.00	73.00	64.00
14	Cycle tube	Metro/Inter national	Each	25.00	27.00	29.00	26.00	31.00	26.00	33.00	29.00
15	Scooter tyre	Dunlop/Premium	Each	302.00	330.00	319.00	331.00	328.00	332.00	328.00	323.00
16	Scooter tube	Dunlop/ziet	Each	98.00	93.00	95.00	91.00	95.00	92.00	95.00	95.00
17	Bus/truck tyre	MRF/Premier12	Each	6420.00	7375.00	6794.00	6623.00	7296.00	7563.00	6783.00	7800.00
18	Bus/truck tube	MRF/Premier13	Each	639.00	613.00	583	586.00	637.00	619.00	600.00	-
19	Gold	Gm	Gm	567.00	567.00	567	567.00	568.00	567.00	568.00	565.00
20	Silver	Gm	Gm	11.00	9.00	11	9.00	11.00	10.00	10.00	11.00

District wise Yearly Average Price Of 3A-Additional Items Contd.

Sl. No.	Item	Item/Quality	Unit	PKD	MAL	KKD	WYD	KNR	KSR	AVG
1	2	3	4	13	14	15	16	17	18	19
1	Wheat(Sooji)	Good quality	Kg	28.00	26.00	28.00	28.00	16.00	NT	25.00
2	Ragi	Good quality	Kg	10.00	10.00	10.00	10.00	9.00	8.00	10.00
3	Cholam	Good quality	Kg	10.00	11.00	-	-	12.00	-	10.00
4	Sesamum	Nadan/medium	Kg	40.00	36.00	56.00	56.00	54.00	40.00	48.00
5	Bengal gram dhal	Nadan/medium	Kg	26.00	28.00	27.00	27.00	28.00	30.00	28.00
6	Bengal gram flour	Nadan/medium	Kg	28.00	28.00	30.00	30.00	28.00	25.00	30.00
7	Charcoal	Nadan/Dry	Kg	10.00	6.00	8.00	8.00	10.00	-	8.00
8	H.S.D Oil	Bharath/Indian oil	Ltr.	26.00	26.00	24.00	24.00	26.00	26.00	26.00
9	Bed sheet	Cotton/medium/single/double	Each	101.00	242.00	164.00	164.00	154.00	156.00	139.00
10	Ink	Camel/Brill	50 ml	11.00	14.00	10.00	10.00	12.00	11.00	11.00
11	Straw board	3' * 2'	Each	4.00	8.00	-	-	8.00	14.00	6.00
12	Hair oil	coconut oil/Castor oil	Per Bottle	19.00	9.00	44.00	44.00	35.00	65.00	36.00
13	Cycle tyre	Metro/Inter national	Each	65.00	86.00	68.00	68.00	73.00	60.00	69.00
14	Cycle tube	Metro/Inter national	Each	27.00	37.00	27.00	27.00	32.00	31.00	29.00
15	Scooter tyre	Dunlop/Premium	Each	330.00	372.00	310.00	310.00	350.00	350.00	330.00
16	Scooter tube	Dunlop/ Ziet	Each	97.00	102.00	90.00	90.00	100.00	100.00	95.00
17	Bus/truck tyre	MRF/Premier 12	Each	7081.00	6817.00	7575.00	7575.00	7442.00	7150.00	7164.00
18	Bus/truck tube	MRF/Premier 13	Each	638.00	646.00	666.00	666.00	663.00	650.00	631.00
19	Gold	Gm	Gm	566.00	567.00	567.00	567.00	567.00	567.00	567.00
20	Silver	Gm	Gm	11.00	10.00	11.00	11.00	12.00	12.00	11.00

۶۵۳

