


SI NO  
1347



GOVERNMENT OF KERALA

# HORTICULTURE CENSUS 2011-12



DEPARTMENT OF ECONOMICS & STATISTICS  
KERALA



Handwritten scribble or mark.

Vertical handwritten text, possibly bleed-through from the reverse side of the page.



GOVERNMENT OF KERALA

# HORTICULTURE CENSUS

## 2011-12

DEPARTMENT OF ECONOMICS AND STATISTICS, KERALA

## **PREFACE**

Agriculture being the primary sector of the Indian Economy, to identify the Importance of horticulture Crops in the Agriculture Sector, Ministry of Agriculture, Government of India decided to conduct a census on National Level to collect data relating to the extension of horticulture crops, its production, productivity and marketing. At the initial stage, Ministry of Agriculture, Government of India decided to conduct a pilot study in 3 states including Kerala. Idukki and Malappuram were the two districts in Kerala selected for Horticulture Census. Department of Economics and Statistics has conducted the pilot study in Kerala during the period 2011-12 with the financial support of Horticulture Mission and Agriculture Department.

The Report on 'Horticulture Census 2011-12' is the first attempt related to the Horticulture Sector of the state, published by the Department of Economics and Statistics. Horticulture Census is a Centrally Sponsored Scheme designed to collect data regarding the area used for cultivation, production and farm price of horticulture crops in the state. The data was collected through census method. The area of cultivation, production and marketing of various horticulture crops, terrace farming, courtyard and orchard farming were also included in this report.

This report was prepared by the EARAS Division of the Directorate of Economics and Statistics. I express my sincere gratitude to Horticulture Mission and Agriculture Department for the support and guidance for the successful completion of the census. I hope this report will be much useful to those engaged and interested in Horticulture Sector, Planners, Administrators, Research Scholars etc.

Suggestions for the improvement of future issues of this report are welcome.

Thiruvananthapuram  
2015

**V. Ramachandran**  
**Director General**



The first part of the document discusses the importance of maintaining accurate records of all transactions. It emphasizes that every entry should be supported by a valid receipt or invoice. This not only helps in tracking expenses but also ensures compliance with tax regulations.

In the second section, the author outlines the process of reconciling bank statements with the company's ledger. This involves comparing the bank's records of deposits and withdrawals against the internal accounting records to identify any discrepancies.

The third section covers the preparation of financial statements, including the balance sheet, income statement, and cash flow statement. It provides a step-by-step guide on how to calculate each component and how they relate to each other.

Finally, the document concludes with a summary of key points and a reminder to consult with a professional accountant for more complex situations. The author stresses that regular financial review is essential for the long-term success of any business.

## INDEX

Description		Page No
Preface		1
Index		2
Introduction		4
Analysis of Area ,Production and Productivity of important crops for 2011-12		8
Table-1(1)	Districtwise Area according to Possession and Irrigation for Horticulture crops	70
Table-1(2)	Blockwise Area according to Possession and Irrigation for Horticulture crops	70
Table-2(1)	Districtwise Assistance received,Use of Fertiliser,Pesticides and subsidy for Horticulture crops	72
Table-2(2)	Blockwise Assistance received,Use of Fertiliser,Pesticides and subsidy for Horticulture crops	72
Table-3(1a)	Districtwise Area under seasonal crops(Autumn)	74
Table-3(2a)	Districtwise Area under seasonal crops(Winter)	75
Table-3(3a)	Districtwise Area under seasonal crops(Summer)	76
Table-3(1b)	Blockwise Area under seasonal crops(Autumn)	77
Table-3(2b)	Blockwise Area under seasonal crops(winter)	89
Table-3(3b)	Blockwise Area under seasonal crops(summer)	101
Table-4(1a)	Districtwise production under seasonal crops(Autumn)	111
Table-4(2a)	Districtwise production under seasonal crops(winter)	112
Table-4(3a)	Districtwise production under seasonal crops(summer)	113
Table-4(1b)	Blockwise production under seasonal crops(Autumn)	114
Table-4(2b)	Blockwise production under seasonal crops(winter)	122
Table-4(3b)	Blockwise production under seasonal crops(summer)	130
Table-5(1)	Districtwise Area under fruits	138
Table-5(2)	Blockwise area under fruits	139
Table-6(1)	Districtwise production of fruits	147
Table-6(2)	Blockwise production of fruits	148

Table-7(1)	Districtwise Area under medicinal plants	156
Table-7(2)	Blockwise Area under medicinal plants	157
Table-8(1)	Districtwise production of medicinal plants	165
Table-8(2)	Blockwise production of medicinal plants	166
Table-9(1)	Districtwise Area under spices	180
Table-9(2)	Blockwise Area under spices	180
Table-10(1)	Districtwise production of spices	183
Table-10(2)	Blockwise production of spices	184
Table-11(1)	Districtwise Area under ornamental flowers	188
Table-11(2)	Blockwise Area under ornamental flowers	188
Table-12(1)	Districtwise production of ornamental flowers	190
Table-12(2)	Blockwise production of ornamental flowers	190
Table-13(1)	Districtwise Area under plantation crops	196
Table-13(2)	Blockwise Area under plantation crops	196
Table-14(1)	Districtwise production of plantation crops	197
Table-14(2)	Blockwise production of plantation crops	198
Table-15(1)	Districtwise Area under Terrace crops	199
Table-15(2)	Blockwise Area under Terrace crops	202
Table-16(1)	Districtwise Area under courtyard crops	228
Table-16(2)	Blockwise Area under courtyard crops	231
Table-17(1)	Districtwise Area under Orchard crops	257
Table-17(2)	Blockwise Area under Orchard crops	260
Table-18(1)	Districtwise production of terrace crops	277
Table-19(1)	Districtwise production of courtyard crops	278
Table-20(1)	Districtwise production of Orchard crops	278
Table-18(2)	Blockwise production of terrace crops	288
Table-19(2)	Blockwise production of courtyard crops	312
Table-20(2)	Blockwise production of Orchard crops	339
Table-21(1)	Districtwise Details of Marketed crops(Local)	364
Table-22(1)	Districtwise Details of Marketed crops(Export)	367
Table-21(2)	Blockwise Details of Marketed crops(Local)	376
Table-22(2)	Blockwise Details of Marketed crops(Export)	424



## **INTRODUCTION**

The need for horticulture Census has been felt in various committees constituted for improvement of Horticulture data base. Since conducting of Horticulture Census is a time consuming and lengthy exercise, Ministry of Agriculture, Government of India decided to conduct some pilot studies to have necessary field experience to plan Horticulture Census at National Level. Accordingly, it had been decided that three States with two districts each be selected for complete enumeration and estimation of area under Horticulture crops. Kerala had been selected for this purpose.

A meeting was held to discuss the pilot studies on Horticulture Census on 10<sup>th</sup> February, 2010 at New Delhi, under the Chairmanship of Sri.Ashish Bahuguna, Additional secretary, Directorate of Agricultural Census. In the meeting, Director of Horticulture Mission, Kerala informed that there is no facility to conduct the Horticulture Census in Kerala by Horticulture mission itself. He informed that the Department of Economics and Statistics is the State Agricultural Statistics Authority and they may be directed to conduct Pilot study. Accordingly as per the directions, this department undertook the task of the horticulture census, even though this department has some difficulties to carry out this type of census.

### **SELECTION OF DISTRICT**

For the selection of districts for the pilot study, Kerala have been divided into two strata, i.e., major and minor Districts with respect to Horticulture production. From each stratum, one District was selected at random.

In order to select two Districts from Kerala, the percentage area under Horticulture crops other than Plantation crops, to total area under crops was taken and 14 Districts were arranged in descending order to form two strata. Idukki District came first with highest percentage of area under Horticulture crops and Malappuram came 6<sup>th</sup> in respect of percentage of area under Horticulture crops with total area under cultivation. So Idukki was selected from the first stratum and Malappuram District was selected from the second stratum as the District has a good representation of cultivation of vegetables, Medicinal plants, Cashew nuts etc.

The field work of the survey was conducted by the enumerators selected from the open market and supervision work was carried out by the field officers of

Economics & Statistics Department at Taluk, District and State Levels. Duration of the survey was one year starting from 1<sup>st</sup> July 2011.

**Main objectives of the survey**

1. To understand the importance of horticulture crops and conducting Horticulture Census in National Level as Agriculture sector is the primary sector of Indian Economy.
2. Provide adequate data on Horticulture crops to Central and State Governments and other agencies for planning purpose since data in this sector is not available.
3. To arrive the value/income of Horticulture crops for calculating State/District income.
4. To understand the extend of cultivation, production, sales and farm price of Horticulture crops.

**Approach for Data Collection**

The Census was conducted in two Districts of the states namely Idukki and Malappuram. Data was collected through enquiry method by visiting house to house in these two districts. Special Care had been taken to include all houses without omitting any single house in these two districts.

**Items covered under the Census**

The enumerators has visited all households and institutions and collected the following data.

1. Area under Possession
2. Area under cultivation
3. Area under irrigation and source of irrigation
4. Assistance received to farmers from Agricultural Department
5. Loan taken from Institutions for agricultural purposes
6. Use of fertilizer
7. Use of pesticides
8. Details of Subsidy received
9. Area of cultivation of Horticulture crops
10. Production and sales of Horticulture crops

Each enumerator has conducted three or four visits in all these operational holdings to collect data during the three seasons- Autumn, Winter and Summer.

### **Schedules**

Following schedules were used for conducting Horticulture Census.

Schedule 1: List of households and operational holdings in the ward.

Schedule 2: Block 1 & 2: Identification Details

Block 3 : Details of cultivation of crops

Block 3A : Details of cultivation of seasonal crops-Autumn

Block 3B : Details of cultivation of seasonal crops-Winter

Block 3C : Details of cultivation of seasonal crops-Summer

Block 4A : Details of cultivation of Annual/Perennial Fruit crops

Block 4B : Details of cultivation of Medicinal plants

Block 4C : Details of cultivation of Spices

Block 4D : Details of cultivation of Floriculture

Block 5 : Details of cultivation of Plantation crops

Block 6 : Details of cultivation of Terrace, Courtyard and Orchard crops

Block 7 : Details of sale of crops

Data was collected by census method. The data collected were compiled at Panchayat / Block / District wise separately.

### **Primary field work**

Information in respect of all families, institutions and agencies were collected. All buildings were numbered ward wise and identified the cultivating Family/Institutions/Agencies.

Voters list from the Panchayats were utilized for indentifying the households.

a) Area was calculated in cents and yield in kilograms.

b) Cultivated area within the District was collected from families/ Institutions/Agencies.

c) Total cultivated areas of all members of the families/Institutions/Agencies were collected.

### **Concepts, definitions and Methodology**

- 1) Possessed area: Total area owned and operated by all members of the families/Institutions/Agencies during the Agriculture year 2011-2012.
- 2) Land leased in: Total area of land leased in cultivated and proposed to Harvest during the Agriculture year 2011-2012.
- 3) Purambokde / other type of land: Area of Puramboke and other type of land cultivated and proposed to Harvest during the Agricultural year 2011-2012.



- 4) Total area leased out during the year is collected and excluded from the possessed land.
- 5) Area under cultivation: Area of land under non agricultural uses were excluded from the total possessed area, ie., area used for roads, rivers, wells, play grounds, building and courtyard etc.

### **Methodology**

The basic unit of Horticulture Census 2011-2012 was the owner of the selected households. Total area of land cultivated by the owner of the household inside the District was collected. Details of total area cultivated in his own land, by leased in land and cultivated by other means are considered and crops proposed to Harvest during the Agriculture year was collected by enquiry method.

### **Limitations**

This was mainly due to enquiry method adopted in the survey. Majority of cultivators Have 'nt the Habit of keeping accounts. It may lead to false reporting as well as exaggerated figures and of course omission of data. In order to counter this hurdle enumerators have taken much care and effort and keen interest in collecting the data by probing.

### **ORGANISATIONAL STRUCTURE OF THE STUDY**

Field Organisation: Primary field workers of this census were the enumerators selected from open market. Supervision of the survey was done by the Investigators/ Statistical Investigators / Taluk Statistical Officers at Taluk Level, Deputy Directors / Research Officers / Additional district Officers at District level. Technical guidance was given at Directorate level.

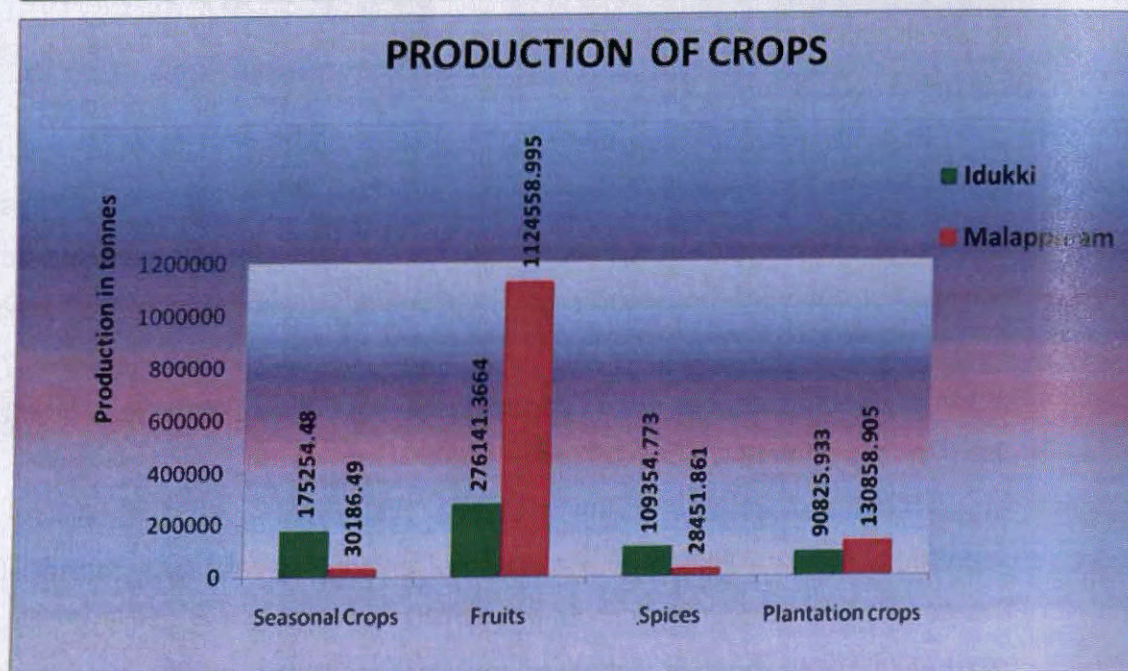
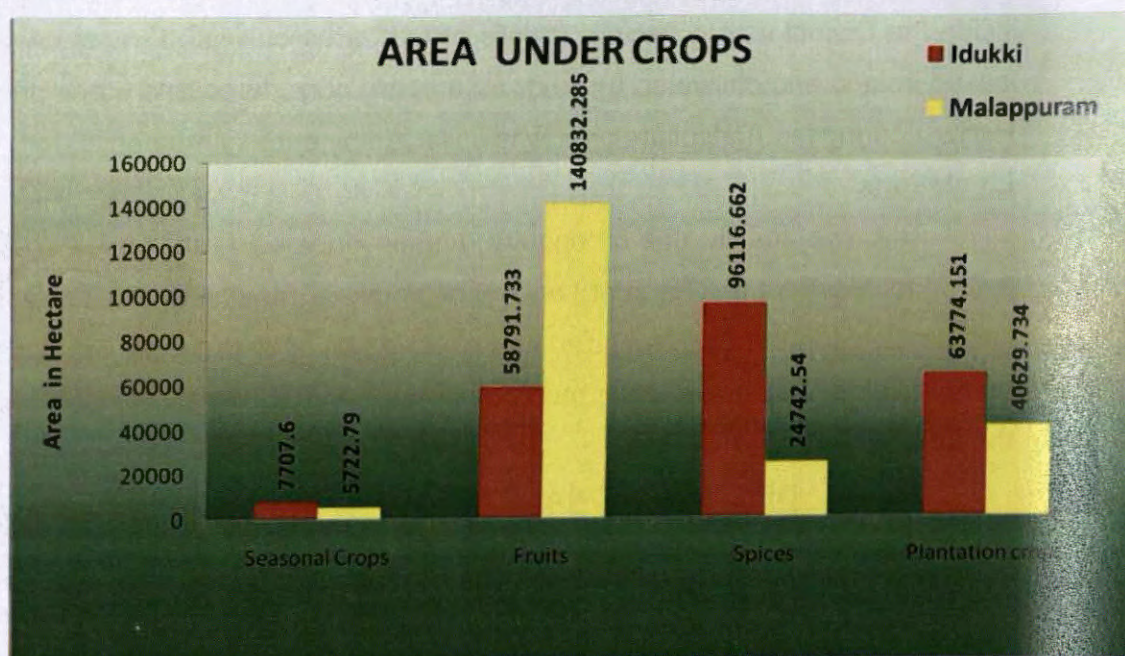
Intensive training was given to all personnel involved in the field work. District level and Taluk level classes were conducted to impart training to the field as well as supervisory staffs engaged in this census. Field visit was also conducted during the training. For ensuring the accuracy of the Census, Investigators at Panchayat level, SI / TSO at Taluk level, Deputy Directors/Research Officer/Additional District Officers at district level Inspections were conducted. Senior Officers from Head quarters were also conducted intensive Inspection.

The tabulation of Census data was done in the computer division of the Department. Senior Officers of the scheme provided necessary technical guidance. The concepts and definitions adopted for the conduct of the Census with detailed explanation have been included in instructions to the enumerators prepared in

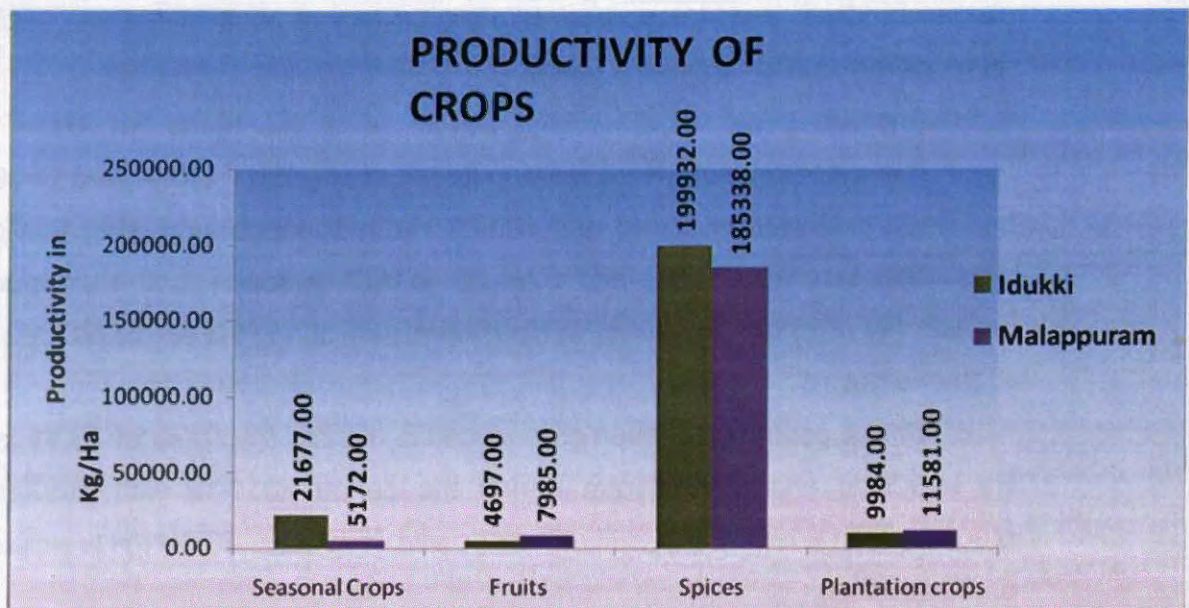
Malayalam. Analysis of the data has been made separately for Panchayats, Blocks and Districts.

### ANALYSIS OF AREA, PRODUCTION AND PRODUCTIVITY OF IMPORTANT CROPS

Increasing importance of horticulture has emerged as a significant contribution in the national GDP of agriculture. It plays a dominant role in the overall development of the agriculture in the country. For the Horticulture Census, crops are classified into seasonal crops, fruits, spices and plantation crops.







### SEASONAL CROPS

Vegetables such as Amaranthus, Ladies finger, Chinese potato, Bitter gourd, Snake gourd, Cucumber, Bottle gourd, Pumpkin, Ash gourd, Brinjal, Green Chilly, Tomato, Cabbage, Cauli flower, Carrot, Beetroot, Lablabean, Swordbean, Potato, Amara, Wing beans, Clove beans, Little gourd, Ridge gourd, Wing gourd, Drum stick, Chikkumanies, Curry leaf, Yard long beans, Beans, Green peas and Breadfruit are included in Horticulture Census.

#### **1. Amaranthus**

Amaranthus is commonly cultivated in almost all districts of Kerala. An area of 65.51 and 113.94 hectares were being cultivated in Idukki and Malappuram district during the period 2011-12. Production of the above crop was 453.5 and 1150.53 tonnes with productivity of 6924 and 10100 Kg/Ha respectively.

#### **2. Ladies finger**

Ladies finger is a common crop cultivated in Kerala. An area of 22.81 Ha had been cultivated in Idukki and 65.66 Ha in Malappuram during the period 2011-12. Its production was 157.99 and 342.86 tonnes with productivity of 6926.00 and 5222.00 respectively during the above period.

#### **3. Chinese potato**

Chinese potato is a rare crop cultivated in Kerala. Its main cultivation was in Idukki District during 2011-12. An area of 10.87 Ha had been cultivated in Idukki and 38.29 Ha in Malappuram during this period. Its production was 28.33 and 38.29



tonnes in Idukki and Malappuram with productivity of 2606 Kg/Ha and 6686 Kg/Ha respectively during the above period.

#### **4. Bitter guard**

It is a common crop cultivated in Kerala during 2011-12. An area of 489.94 Ha had been cultivated in Idukki and 103.26 Ha in Malappuram during this period. Its production was 11367.433 and 522.238 tonnes in Idukki and Malappuram with productivity of 23202 and 5058 Kg/Ha respectively during the above period.

#### **5. Snake gourd**

Snake gourd, a common crop of Kerala occupied an area of 26.11 and 68.42 Ha in Idukki and Malappuram during the period 2011-12 with production and productivity of 202.951 and 867.43 tonnes and 7773 and 12678 Kg/Ha respectively.

#### **6. Cucumber**

An area of 14 and 216.04 Ha were cultivated in Idukki and Malappuram during the period 2011-12 with production and productivity of 131.75 and 3019.05 tonnes and 9411 and 13975 Kg/Ha respectively.

#### **7. Bottle gourd**

An area of 8.29 and 92.12 Ha were cultivated in Idukki and Malappuram during the period 2011-12 with production of 99.51 and 1006.99 tonnes whereas productivity 12004 and 10931 Kg/Ha respectively.

#### **8. Pumpkin**

Pumpkin is a common vegetable produced in almost all districts of Kerala. It occupied an area of 79.16 and 263.87 Ha of land in Idukki and Malappuram with production of 1036.47 and 1798.68 tonnes respectively. Its average productivity was 13093 and 6817 Kg/Ha respectively during the period 2011-12.

#### **9. Ashguard**

An area of 44.5 and 147.8 Ha were cultivated in Idukki and Malappuram during the period 2011-12 with production of 545.00 and 1300.43 tonnes. The productivity was 12247 and 8799 Kg/Ha respectively.

#### **10. Brinjal**

An area of 51.03 and 44 Ha were cultivated in Idukki and Malappuram during the period 2011-12. The production was 464.98 and 591.87 tonnes with productivity 9112 and 13452 Kg/Ha respectively.



**11. Green Chillies**

An area of 62.55 Ha was cultivated in Idukki and 40.63 Ha in Malappuram during the period 2011-12 with production 436.95 and 191.43 tonnes. The productivity was 6986 and 4712 Kg/Ha respectively.

**12. Cabbage**

Widespread cultivation of cabbage has been started in Kerala. An area of 446.85 and 1.63 Ha was cultivated in Idukki and Malappuram during the period 2011-12 with production of 37539.36 and 8.646 tonnes. Its productivity was 84009 and 5304 Kg/Ha respectively during the above period.

**13. Carrot**

Carrot is rarely cultivated in Kerala and its cultivation is concentrated in Idukki District with an area of 2098.55 Ha with production 48545.73 tonnes and productivity 23133 Kg/Ha.

**14. Beetroot**

Beetroot is also rarely cultivated in Kerala. It is mainly cultivated in Idukki with an area of 48.79 Ha and production of 751.47 tonnes. The productivity of the crop during this period was 15402 Kg/Ha.

**15. Sword bean**

In Idukki sword bean was cultivated in 104.14 Ha in 2011-12 with production 3541.87 tonnes and productivity 34010.62 Kg/Ha. In Malappuram it was cultivated in 278.01 Ha with production 599.35 tonnes and productivity was 2156 Kg/Ha.

**16. Potato**

Potato is rarely cultivated in Kerala. Its major cultivation is in Idukki district. It had an area of 1017.48 Ha in 2011-12 with a production of 24344.84 tonnes. The productivity of the crop during this period was 23927 Kg/Ha.

**17. Little gourd**

Widespread cultivation of Little gourd is seen in Kerala. An area of 1073 Ha was cultivated in Kerala during 2011-12. An area of 82.62 and 53.26 Ha was cultivated in Idukki and Malappuram districts during the above period. Its production was 845.95 and 217.8 tonnes with productivity of 10239 and 4089 Kg/Ha respectively.

**18. Drumstick**

Drumstick is a common vegetable produced in almost all districts of Kerala. In Kerala, it had an area of 16452 hectares during 2011-12. It occupied an area of 546



Ha and 2380.9 Ha of land in Idukki and Malappuram districts with production of 7950.81 and 6447.93 tonnes. Productivity of the same crop was 14562 and 2708 Kg/Ha respectively in the two districts.

#### **19. Chikkumanies**

An area of 35.57 and 44.26 Ha was cultivated in Idukki and Malappuram districts during the period 2011-12 with production 491.91 and 47.12 tonnes. The productivity of Chikkumanies for the two districts are 13829 and 1064 Kg/Ha respectively

#### **20. Curry Leaf**

Curry leaf is commonly cultivated in all most all districts. It occupied an area of 315.97 and 930.83 hectares of land in Idukki and Malappuram with production of 732.83 and 1983.08 tonnes. Its average productivity was 2319 and 2130Kg/Ha respectively in the two states.

#### **21. Yard long beans**

It occupied an area of 586.41 and 817.64 hectares of land in Idukki and Malappuram districts with production of 8978.21 and 9264.39 tonnes. Its average productivity was 15310 and 11331 Kg/Ha respectively.

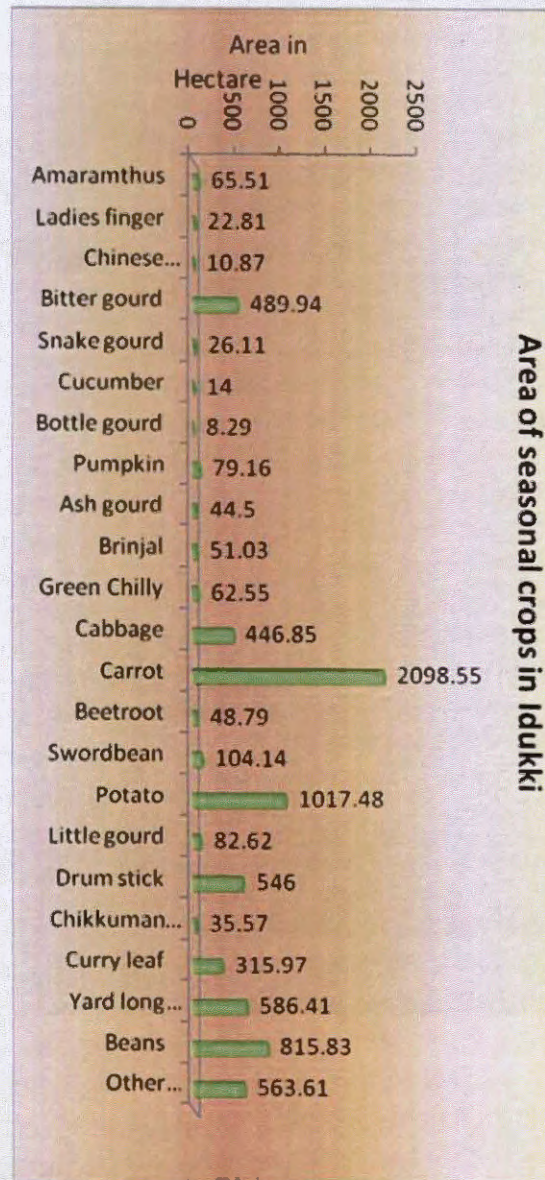
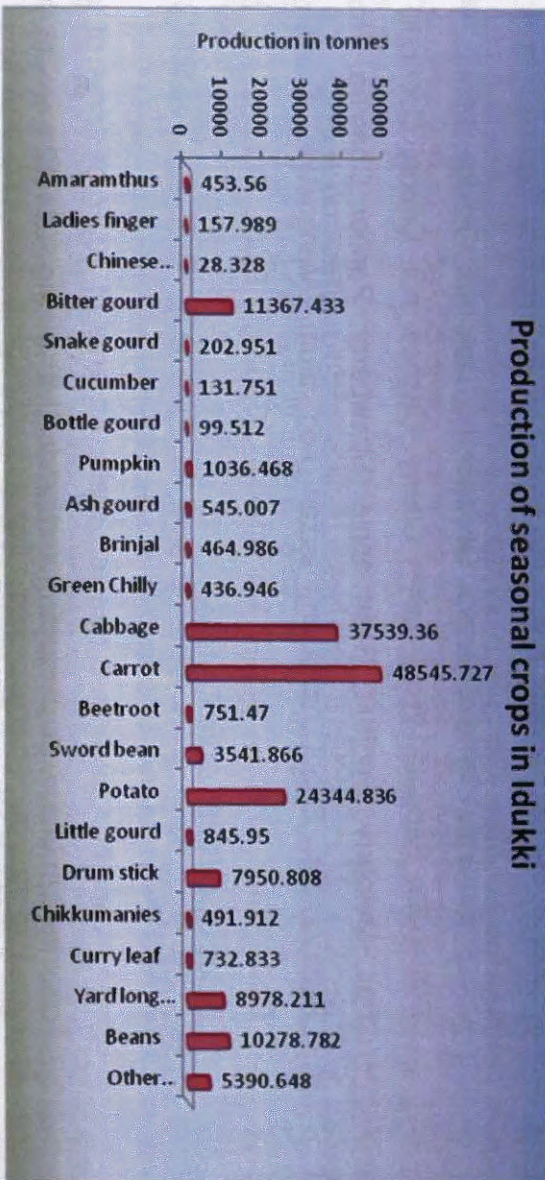
#### **22. Beans**

Beans are rarely cultivated in kerala. Its major cultivation is in Idukki. It had an area of 815.83 Ha with a production of 10278.782 tonnes. The productivity of the crop during this period was 12599 Kg/Ha.

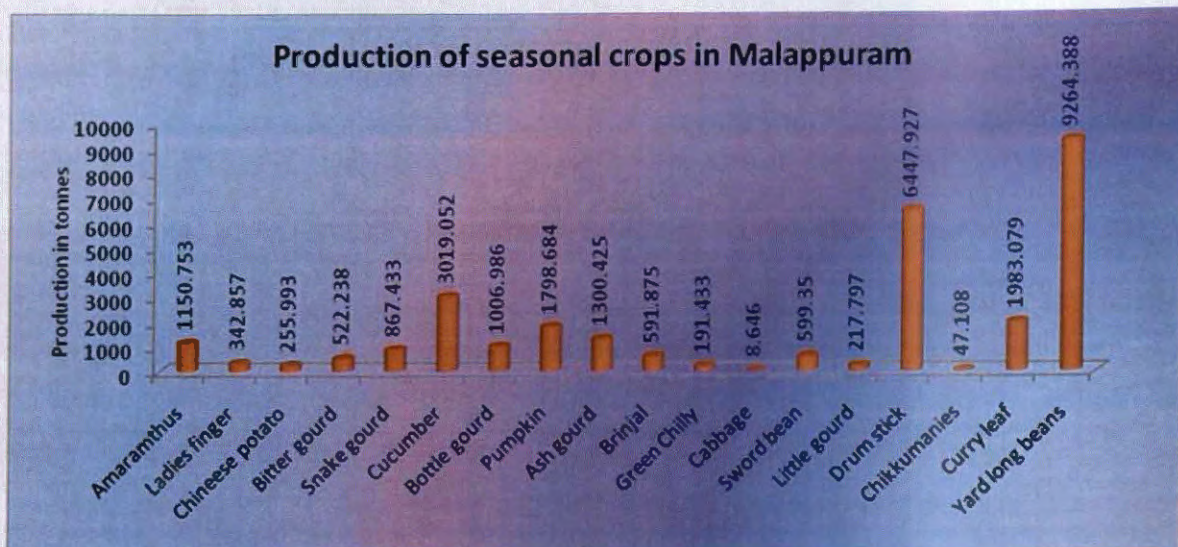
#### **23. Other vegetables**

Any other vegetable other than the ones specified above include in this category. It occupied an area of 563.61 hectares of land in Idukki district. It had a production of 5390.648 tonnes with productivity of 9565 kg/Ha









## FRUITS

Banana, Plantain, Guava, Gooseberry, Jack fruit, Orange, Mango, Pappaya, Pineapple, Sappota, West Indian Cherry, Cashew nut, Cocoa, Coconut, Fashion fruit, Mulberry, Eggfruit, Rose apple, Strawberry, Paneer Chamba, Rambuttan, Pomgranate, Babel narakam, Indian hog plum, Mangostine, Custard apple, Gooseberry, Grapes, Apple, Marathakkali, Sabargil, Plum, Pichees are the fruits included in Horticulture Census.

### 1. Apple.

Apple cultivation is rare in Kerala. An area of 10.37 hectares of land was cultivated in Idukki. Its production and productivity during 2011-12 were 23.68 tonnes and 2283Kg/Ha during the above period.

### 2. Banana

Banana is a common fruit produced in almost all districts of Kerala. It occupied an area of 3220.87 and 7243.02 hectares of land in Idukki and Malappuram with production of 33549.73 and 10582.61 tonnes. Its productivity was 10416 and 10583 kg /Ha respectively.

### 3. Plantain

Plantain occupied an area of 3553.04 and 2853.48 hectares of land in Idukki and Malappuram districts during 2011-12. Its production during the above period was 30978.56 and 11939.55 tonnes with productivity 8719 and 4181 kg/Ha respectively.



#### **4. Guava**

Guava occupied an area of 406.286 and 508.903 hectares of land in Idukki and Malappuram districts during 2011-12. Its production during the above period was 1007.93 and 1424.761 tonnes with productivity 2481 and 2800 Kg/Ha respectively.

#### **5. Gooseberry**

Gooseberry occupied an area of 170.98 and 158.65 Hectares of land in Idukki and Malappuram districts during 2011-12. Its production during the above period was 802.60 and 143.39 tonnes with productivity 5 and 1 kg/Ha respectively.

#### **6. Jackfruit**

Eventhough Jackfruit is cultivated in almost all districts of Kerala; major cultivation of Jackfruit is in Idukki district with an area of 15441.48 Ha and production 27672 tonnes. Its productivity was 1792 kg/Ha during the period 2011-12. Malappuram district has an area of 8136.36 Ha of land. Its production during the above period was 17368.00 tonnes where productivity was 2135 Kg/Ha.

#### **7. Orange**

Orange occupied an area of 325.31 Ha of land in Idukki district during 2011-12. Its production and productivity during the above period were 580.09 tonnes and 1783 Kg/Ha.

#### **8. Mango**

Mango is a common fruit cultivated in all districts of Kerala. Mango occupied an area of 6004.65 Ha and 7697.75 Ha of land in Idukki and Malappuram districts during 2011-12. Its production and productivity during the above period were 68402.5 tonnes and 34387.2 tonnes and 11392Kg/Ha and 4467 Kg/Ha respectively.

#### **9. Pappaya**

Pappaya occupied an area of 1005.97 Ha and 1798.08 Ha of land in Idukki and Malappuram districts during 2011-12. Its production during the above period was 3405.27 and 7496.97 tonnes with productivity 3385.05 and 4169.43 Kg/Ha respectively. districts during 2011-12. Its production during the above period were 802.60 and 143.39 tonnes with productivity 4694Kg/Ha and 904Kg/Ha respectively.

#### **10. Pineapple**

Pineapple occupied an area of 986.93 Ha and 150.17 Ha of land in Idukki and Malappuram districts during 2011-12. Its production during the above period was 4303.74 and 1612.85 tonnes with productivity 4361 and 10740 Kg/Ha respectively.



### **11. Sappota**

Sappota occupied an area of 43.19 Ha and 178.25Ha of land in Idukki and Malappuram districts during 2011-12. Its production during the above period was 843.51 and 161.88 tonnes with productivity 19531 and 9087 Kg/Ha respectively.

### **12. Cashewnut**

Cashewnut, an important dry fruit of Kerala is cultivated in all districts of the State. It occupied an area of 1473.09 Ha and 3689.51 Ha of land in Idukki and Malappuram districts during 2011-12. Its production during the above period was 2745.94 tonnes and 1703.22 tonnes with productivity 1864 and 462 Kg/Ha respectively.

### **13. Cocoa**

Major cultivation of Cocoa is in Idukki District. It occupied an area of 8975.36 Ha and 110.89 Ha of land in Idukki and Malappuram districts during 2011-12. Its production during the above period was 55915.1 and 57.25 tonnes with productivity 6230 and 516 Kg/Ha respectively.

### **14. Coconut**

Coconut, an important crop of Kerala is widely cultivated in almost all districts of the State. It occupied an area of 16620.01 Ha and 108113.24 Ha of land in Idukki and Malappuram districts during 2011-12. Its production during the above period was 40041 and 971436 tonnes with productivity 2409 and 8985 Kg/Ha respectively.

### **15. Passion fruit**

Passion fruit occupied an area of 40.79 Ha and 3.69 Ha of land in Idukki and Malappuram districts during 2011-12. Its production during the above period was 245.16 and 24.81 tonnes with productivity 6010 and 6717 Kg/Ha respectively.

### **16. Rose Apple**

Rose Apple occupied an area of 20.62 Ha and 120.62 Ha of land in Idukki and Malappuram districts during 2011-12. Its production during the above period was 145.96 and 62.95 tonnes with productivity 7078 and 522 Kg/Ha respectively.

### **17. Rambuttan**

Rambuttan occupied an area of 10.43 Ha and 3.71 Ha of land in Idukki and Malappuram districts during 2011-12. Its production during the above period was 7.55 and 1.52 tonnes with productivity 724 and 408 Kg/Ha respectively.



### **18. Plum**

Plum occupied an area of 96.46 Ha of land in Idukki district during 2011-12. Its production and productivity during the above period were 471.35 tonnes and 4886 Kg/Ha respectively.

### **19. Lemon**

Lemon occupied an area of 80.06 Ha of land in Idukki district during 2011-12. Its production and productivity during the above period were 489.47 tonnes and 6114 Kg/Ha respectively.

### **20. Lemon Big**

Major cultivation of Lemon Big is in Idukki district. It occupied an area of 52.21 Ha of land in Idukki district during 2011-12. Its production and productivity during the above period were 950.33 tonnes and 18203 Kg/Ha respectively.

### **21. Other fruits**

Other fruits occupied an area of 213.83 Ha of land in Idukki district during 2011-12. Its production and productivity during the above period were 3397.83 tonnes and 15891 Kg/Ha respectively.

## **SPICES**

Important spices namely Arecanut, betel leaves, cinnamon, clove, vqanila, ginger, mango ginger, nutmeg, pepper, turmeric, tamarind, cardamom, sarvasugandhi, garlic, coriander and fennel are included in the study.

### **1. Arecanut**

Arecanut is commonly cultivated in all districts of the State. Major cultivation of Arecanut is in Malappuram district. Arecanut occupied an area of 2396.71 Ha and 19544.75Ha of land in Idukki and Malappuram districts during 2011-12. Its production during the above period was 11507.63 tonnes and 24467.18 tonnes with productivity 4801 and 1252 Kg/Ha respectively.

### **2. Betel Leaves**

Betel leaves, a non food crop is widely cultivated in Malappuram district. It occupied an area of 3.96 Ha and 181.15 Ha of land in Idukki and Malappuram districts during 2011-12. Its production during the above period was 4.18 tonnes and 15638 tonnes with productivity 1055 and 86326 Kg/Ha respectively.



### **3. Cinnamon**

Cinnamon occupied an area of 38.17 Ha and 21.44 Ha of land in Idukki and Malappuram districts during 2011-12. Its production during the above period was 12.8 tonnes and 5.4 tonnes with productivity 335 and 252 Kg/Ha respectively.

### **4. Clove**

Clove occupied an area of 697.64 Ha and 11.72 Ha of land in Idukki and Malappuram districts during 2011-12. Its production during the above period was 994.41 tonnes and 0.79 tonnes with productivity 1425 and 67 Kg/Ha respectively.

### **5. Vanilla**

Vanilla cultivation is highest in Idukki District. Vanilla occupied an area of 174.84 Ha and 6.97 Ha of land in Idukki and Malappuram districts during 2011-12. Its production during the above period was 47.69 tonnes and 0.88 tonnes with productivity 273 and 127 Kg/Ha respectively.

### **6. Ginger**

Ginger occupied an area of 680.81 Ha and 47.44 Ha of land in Idukki and Malappuram districts during 2011-12. Its production during the above period was 3960.30 tonnes and 304.79 tonnes with productivity 5817 and 6425 Kg/Ha respectively.

### **7. Mango Ginger**

Mango Ginger occupied an area of 3.49 Ha and 9.01 Ha of land in Idukki and Malappuram districts during 2011-12. Its production during the above period was 15.75 tonnes and 40.49 tonnes with productivity 4516 and 4493 Kg/Ha respectively.

### **8. Nutmeg**

Nutmeg occupied an area of 3141.48 Ha and 311.07 Ha of land in Idukki and Malappuram districts during 2011-12. Its production during the above period was 6027.58 tonnes and 89.08 tonnes with productivity 1919 and 286 Kg/Ha respectively.

### **9. Pepper**

Idukki District dominated in Pepper cultivation. Pepper occupied an area of 44307.13 Ha and 2570.58 Ha of land in Idukki and Malappuram districts during 2011-12. Its production during the above period was 66870.16 tonnes and 489.81 tonnes with productivity 1509 and 191 Kg/Ha respectively.

### **10. Turmeric**

Turmeric occupied an area of 196.08 Ha and 289.29 Ha of land in Idukki and Malappuram districts during 2011-12. Its production during the above period was



1108.74 tonnes and 1803.34 tonnes with productivity 5655 and 6234 Kg/Ha respectively.

### 11. Tamarind

Tamarind occupied an area of 508.49Ha and 1741.01 Ha of land in Idukki and Malappuram districts during 2011-12. Its production during the above period was 7030.64 tonnes and 1233.96 tonnes with productivity 1384 and 709 Kg/Ha respectively.

### 12. Cardamom

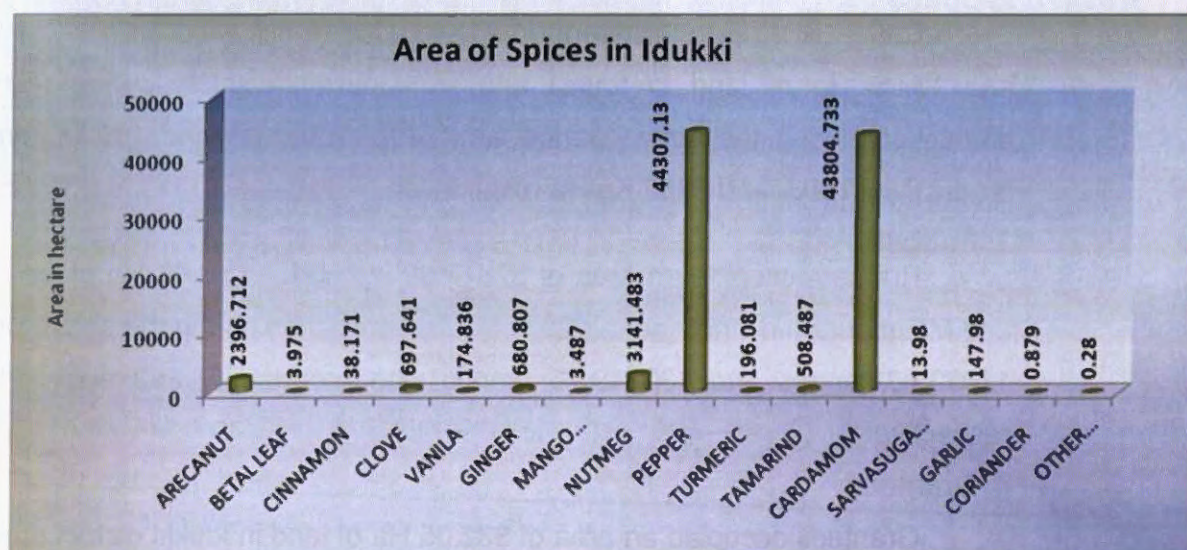
Cardamom occupied an area of 4380.73 Ha of land in Idukki district during 2011-12. Its production and productivity during the above period were 17070.63 tonnes and 390 Kg/Ha respectively.

### 13. Sarvasugandhi

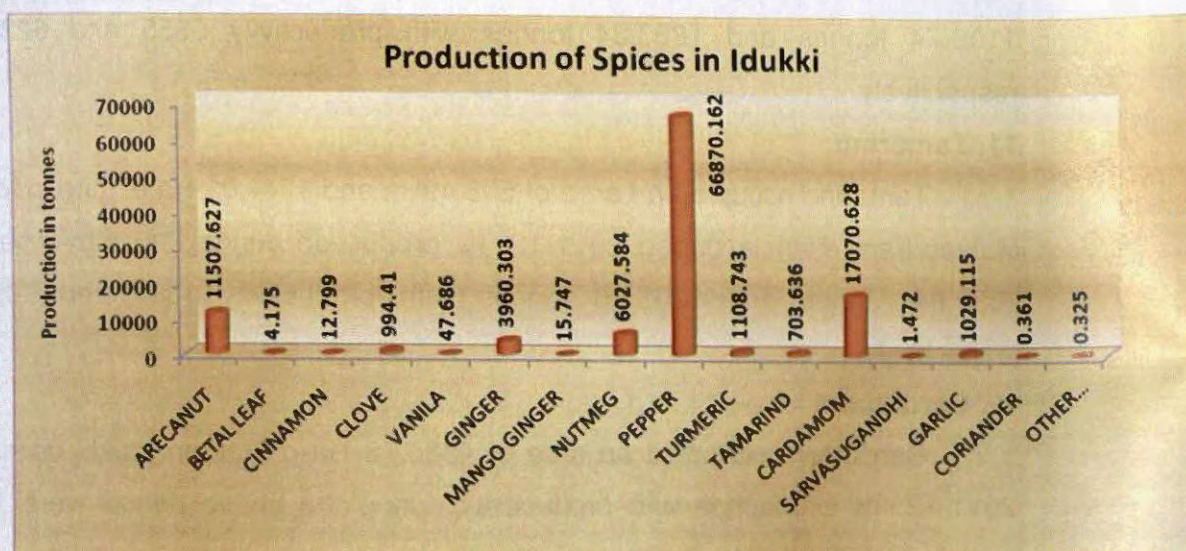
Sarvasugandhi occupied an area of 13.98 Ha and 8.10 Ha of land in Idukki and Malappuram districts during 2011-12. Its production during the above period was 1.47 tonnes and 0.51 tonnes with productivity 105 and 63 Kg/Ha respectively.

### 14. Garlic

Garlic is a rare crop found in Kerala, cultivated in Idukki District. and Garlic occupied an area of 147.98 Ha of land in Idukki district during 2011-12. Its production and productivity during the above period were 1029.12 tonnes and 6954 Kg/Ha respectively.







In Malappuram district spices like Arecanut, Pepper and Tamarind were commonly cultivated and others forms a negligible part. So the chart relating to area and production of spices in Malappuram is not included in this publication.

### PLANTATION CROPS

Tea, Coffee, Rubber, Grantees, Silver oak, Battle are some of the important plantation crops included in Horticulture census.

#### **1. Tea**

Idukki district is abundant in Tea cultivation. Tea occupied an area of 6316.80 hectare of land in Idukki district during 2011-12. Its production and productivity during the period were 44889.98 tonnes and 7106 Kg/Ha respectively.

#### **2. Coffee**

Coffee is a rare crop found in Kerala. Coffee occupied an area of 19305.15 and 13.05 Ha of land in Idukki and Malappuram districts during 2011-12. Its production during the above period was 34813.2 tonnes and 109.14 tonnes with productivity 1803 and 8362 Kg/Ha respectively.

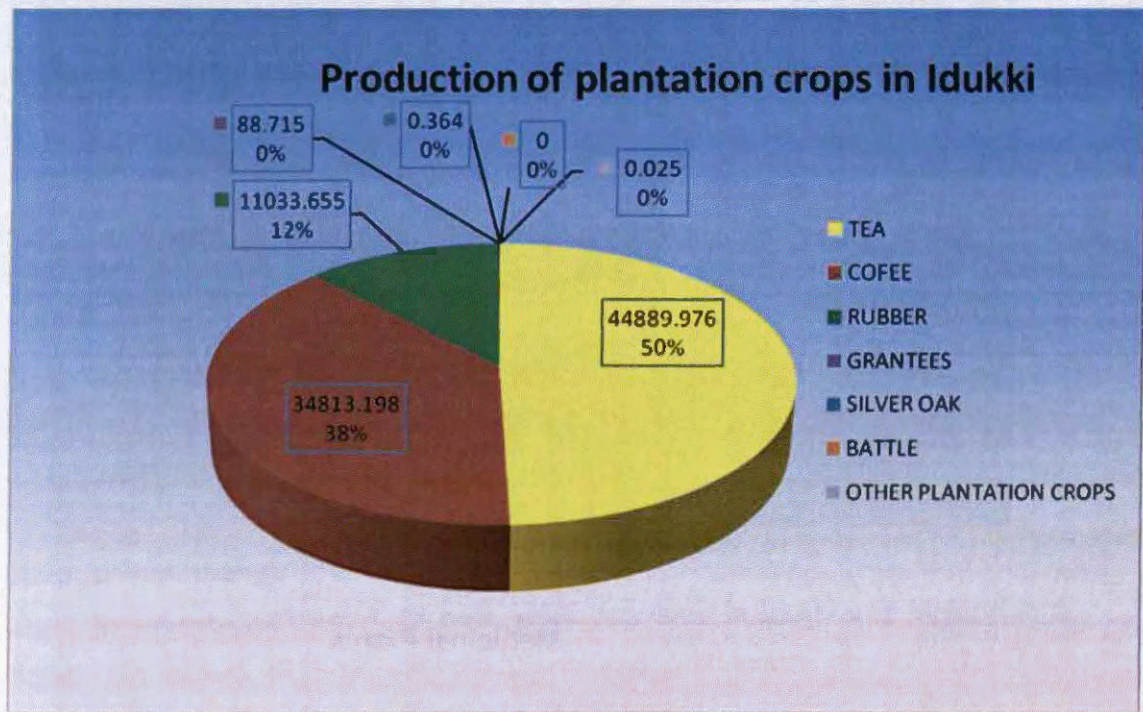
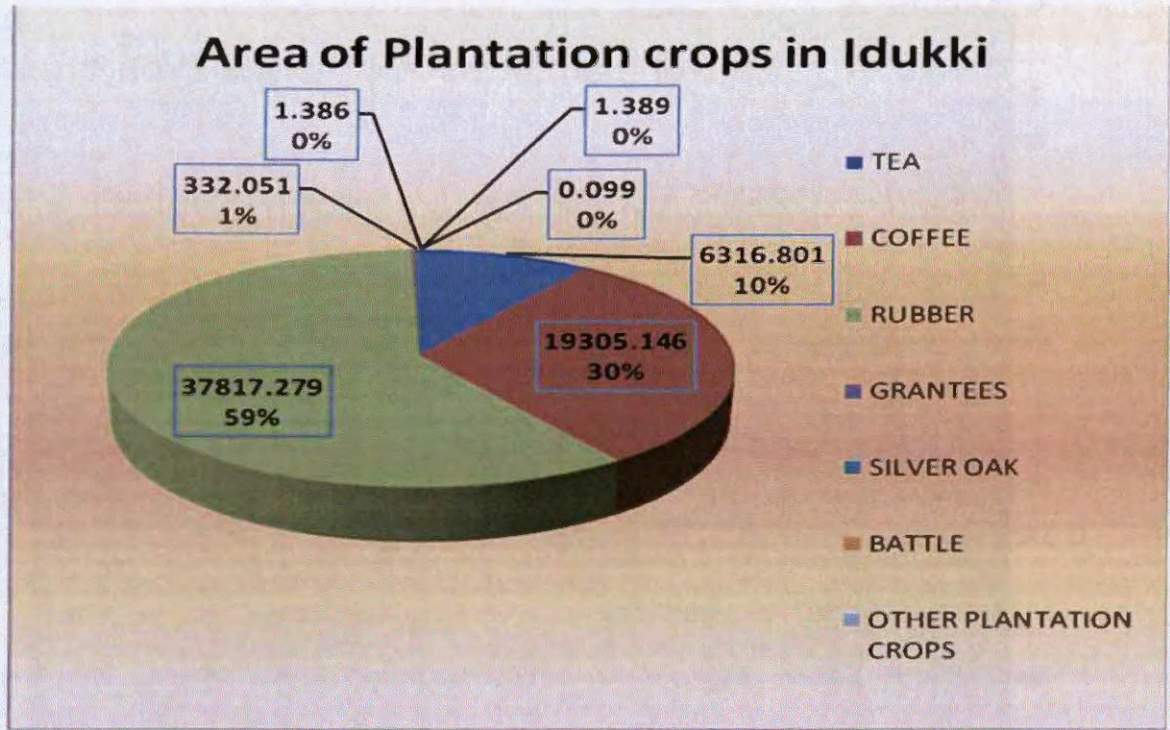
#### **3. Rubber**

Rubber occupied an area of 37817.28 Ha and 40616.68 Ha of land in Idukki and Malappuram districts during 2011-12. Its production during the above period was 11033.66 tonnes and 130749.76 tonnes with productivity 292 and 3219 Kg/Ha respectively.

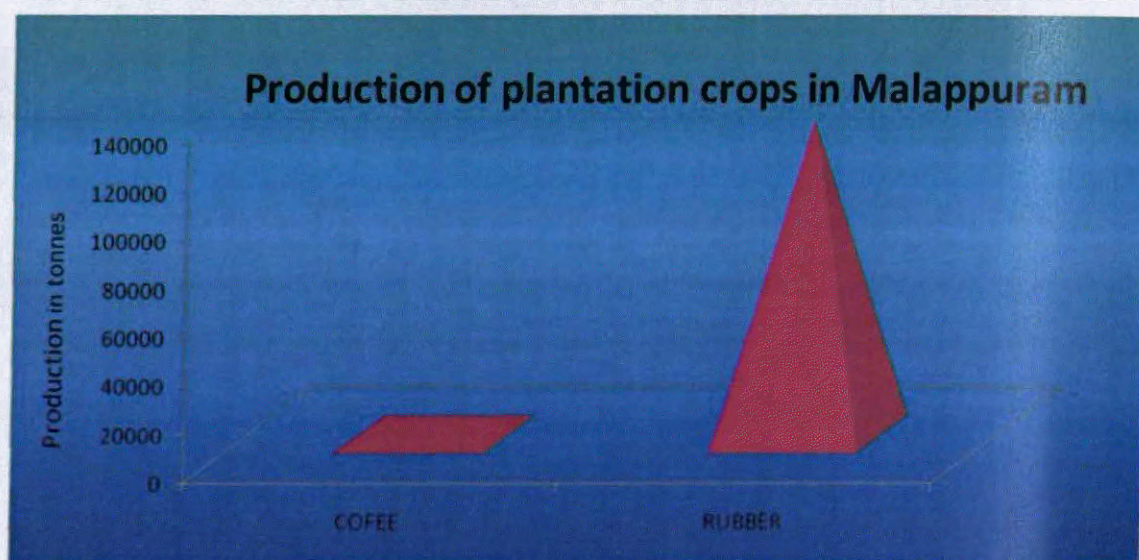
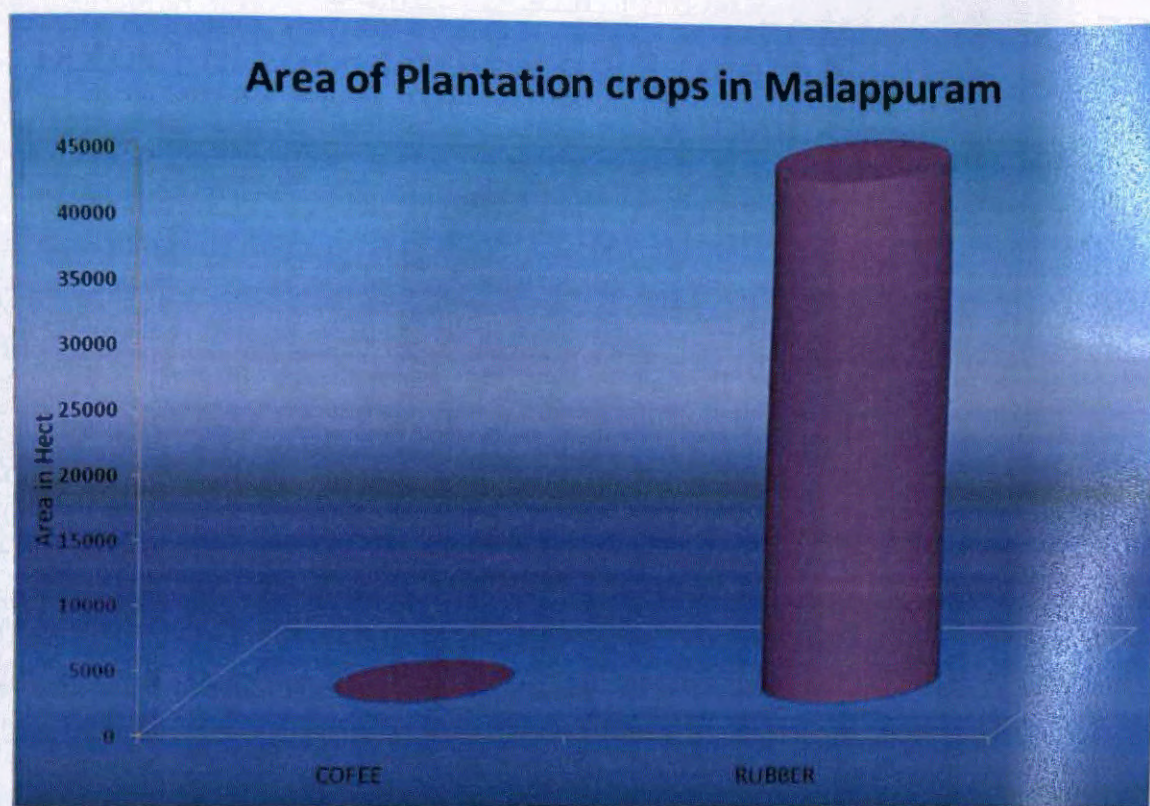
#### **4. Grantees**

Grantees occupied an area of 332.05 Ha of land in Idukki district during 2011-12. Its production and productivity during the above period were 88.72 tonnes and 267 Kg/Ha respectively.









### Medicinal Plants

Medicinal plants takes an important role in the cultivation of crops. The medical plants covered under this census are Eucaliptus, Kachura, Lemon grass, Palmarose, Khas-Khas, Chethikoduveli, Chenganeerkizhangu, Kasthuripasupar, Sweetflag, Malabarnut, In



dianaloe, Chirettaplant, Asparagus, Brahmi, Rauwolfia, Iruveli, Sarivan, Palmuthuku, Cowitch, Holibasil, Longpepper, Moovila, Sida, Badinjan, Karumkurinji, Gulancha, Asgand, Castor (Eranda), Forest snake gourd and other medicinal plants.

**Eucaliptus**

An area of 110.29 and 0.95 hect. were cultivated in Idukki and Malappuram during The period 2011-12 with production and productivity of 6361.4, 845.98 kgs. and 58,891 kg/hect. respectively.

**Kachura**

An area of 6.30 and 0.70 hect. were cultivated in Idukki and Malappuram during The period 2011-12 with production and productivity of 5226.95, 1607.33 kgs. and 830,2296 kg/hect. respectively.

**Lemongrass**

An area of 96.79 and 0.89 hect. were cultivated in Idukki and Malappuram during The period 2011-12 with production and productivity of 7107.9, 502.84 kgs. and 73,565 kg/hect. respectively.

**Palmarose**

An area of 0.45 and 0.08 hect. were cultivated in Idukki and Malappuram during The period 2011-12 with production and productivity of 1642.85, 29.4 kgs. and 3651,368 kg/hect. respectively.

**Khas-Khas**

An area of 1.27 and 2.98 hect. were cultivated in Idukki and Malappuram during The period 2011-12 with production and productivity of 2485.39, 958163 kgs and 1957,321531 kg/hect. respectively.

**Chethi koduveli**

An area of 3.06 and 1.92 hect. were cultivated in Idukki and Malappuram during The period 2011-12 with production and productivity of 3974.53, 56621.9 kgs and 1299,29491 kg/hect. respectively.

**Chenganeerkizhangu**

An area of 0.41 and 0.08 hect. were cultivated in Idukki and Malappuram during The period 2011-12 with production and productivity of 2449.2, 107.91 kgs. and 5974, 1349 kg/hect. respectively.

**Kasthuripasupar**

An area of 5.96 and 2.96 hect. were cultivated in Idukki and Malappuram during The period 2011-12 with production and productivity of 18642.8,30007 kgs and 3128 ,10138 kg/hect. respectively.

**Sweetflag**

An area of 0.43 and 0.18 hect. were cultivated in Idukki and Malappuram during The period 2011-12 with production and productivity of 5557.61,448.6 kgs. and 12925 ,2492 kg/hect. respectively.

**Malabarnut**

An area of 2.27 and 2.05 hect. were cultivated in Idukki and Malappuram during The period 2011-12 with production and productivity of 29630.2,13726.9 kgs. and 13053,6696 kg/hect. respectively.

**Indianaloe**

An area of 1.68 and 0.41 hect. were cultivated in Idukki and Malappuram during The period 2011-12 with production and productivity of 2519.78,3908.59 kgs and 1500 ,9533 kg/hect. respectively.

**Chiretta Plant**

An area of 0.13 and 0.11 hect. were cultivated in Idukki and Malappuram during The period 2011-12 with production and productivity of 2322.35,671.29 kgs. and 17864,6103 kg/hect. respectively.

**Asparagus**

An area of 0.41 and 0.17 hect. were cultivated in Idukki and Malappuram during The period 2011-12 with production and productivity of 1483.05,788.34 kgs. and-3617,4637 kg/hect. respectively.

**Brahmi**

An area of 0.52 and 0.67 hect. were cultivated in Idukki and Malappuram during The period 2011-12 with production and productivity of 11523.8,4100.68 kgs and 22161,6120 kg/hect. respectively.

**Rauwolfia**

An area of 0.11 and 0.13 hect. were cultivated in Idukki and Malappuram during The period 2011-12 with production and productivity of 1423.05,206.61 kgs. and 12937,1589 kg/hect. respectively.



**Iruveli**

An area of 0.07 and 0.05 hect. were cultivated in Idukki and Malappuram during The period 2011-12 with production and productivity of 328.6,288.44 kgs and 4694,5769 kg/hect. respectively.

**Sarivan**

An area of 0.08 and 0.02 hect. were cultivated in Idukki and Malappuram during The period 2011-12 with production and productivity of 801.9,193.1 kgs. and 10024,9655 kg/hect. respectively.

**Palmuthuku**

An area of 0.09 and 0.11 hect. were cultivated in Idukki and Malappuram during The period 2011-12 with production and productivity of 1230.7,162.75 kgs. and 13674,1480 kg/hect. respectively.

**Cowitch**

An area of 0.12 and 0.25 hect. were cultivated in Idukki and Malappuram during The period 2011-12 with production and productivity of 2595.72,2175.26 kgs. and 21631,8701 kg/hect. respectively.

**Holibasil**

An area of 20.82 and 13.87 hect. were cultivated in Idukki and Malappuram during The period 2011-12 with production and productivity of 60564.7,5865389 kgs and 2909,422883 kg/hect. respectively.

**Long Pepper**

An area of 0.14 and 0.29 hect. were cultivated in Idukki and Malappuram during The period 2011-12 with production and productivity of 2319.15,3115.61 kgs and 16565,10743 kg/hect respectively.

**Moovila**

An area of 0.12 and 0.17 hect. were cultivated in Idukki and Malappuram during The period 2011-12 with production and productivity of 1127.5,318.33 kgs and 9396,1873 kg/hect. respectively.

**Sida**

An area of 2.82 and 11.77 hect. were cultivated in Idukki and Malappuram during The period 2011-12 with production and productivity of 6923.6,30933.6 kgs and 2455,2628 kg/hect. respectively.

**Badinjan**

An area of 0.25 and 0.28 hect. were cultivated in Idukki and Malappuram during The period 2011-12 with production and productivity of 3158.81,537.79 kgs and 12635 ,1921 kg/hect. respectively.

**Karumkurinji**

An area of 0.10 and 0.26 hect. were cultivated in Idukki and Malappuram during The period 2011-12 with production and productivity of 262.65,402.99 kgs and 2627,1550 kg/hect. respectively.

**Gulantha**

An area of 0.02 and 0.14 hect. were cultivated in Idukki and Malappuram during The period 2011-12 with production and productivity of 75.2,189.7 kgs and 3760,1355 kg/hect. respectively.

**Asgand**

An area of 0.54 and 0.09 hect. were cultivated in Idukki and Malappuram during The period 2011-12 with production and productivity of 80.2,56.19 kgs. and 149,624 kg/hect. respectively.

**Castor (Eranda)**

An area of 0.27 hect. was cultivated in Idukki during The period 2011-12 with production and productivity of 100.7 kg and 373 kg/hect. respectively.

**Forest Snake gourd**

An area of 2.67 hect. was cultivated in Idukki during The period 2011-12 with production and productivity of 104256 kg and 39047 kg/hect. respectively.

**Other medicinal Plants**

An area of 0.901 hect. was cultivated in Idukki during The period 2011-12 with production and productivity of 325 kg and 361 kg/hect respectively.

**Ornamental Flowers**

**Anthurium**

An area of .18.05 and 4.87 hect. were cultivated in Idukki and Malappuram during The period 2011-12 with production and productivity of 3836.63,8889.03 kgs. and 213,1825 kg/hect. respectively.

**Orchid**

An area of 9.95 and 2.52 hect. were cultivated in Idukki and Malappuram during The period 2011-12 with production and productivity of 400.28,3861.43 kgs. and 40,1532 kg/hect. respectively.

**Jasmine**

An area of 35.49 and 48.34 hect. were cultivated in Idukki and Malappuram during The period 2011-12 with production and productivity of 36688.4,55950.2 kgs. and 1034,1157 kg/hect. respectively.

**Gladiolous**

An area of 2.57 hect. was cultivated in Idukki during The period 2011-12 with production and productivity of 196.76 kg and 77 kg/hect. respectively.

**Orange Crysanthimum**

An area of 2.80 and 0.56 hect. were cultivated in Idukki and Malappuram during The period 2011-12 with production and productivity of 1388.05,2063.05 kgs. and 496,3684 kg/hect. respectively.

**Helicornia**

An area of 3.19 hect. was cultivated in Idukki during The period 2011-12 with production and productivity of 3612.7 kg and 1133 kg/hect, respectively.

**Yellow Crysanthimum**

An area of 12.95 and 1.31 hect. were cultivated in Idukki and Malappuram during The period 2011-12 with production and productivity of 955.26,4367.7 kgs and 74 ,3334 kg/hect. respectively.

**Hibiscus**

An area of 30.81 and 75.35 hect. were cultivated in Idukki and Malappuram during The period 2011-12 with production and productivity of 24462.7,81196.4 kgs and 794,1078 kg/hect. respectively.

**Rose**

An area of 69.05 and 24.24 hect. were cultivated in Idukki and Malappuram during The period 2011-12 with production and productivity of 49706.6,11519 kgs and 720,475 kg/hect. respectively.

**Dalia**

An area of 18.42 hect. was cultivated in Idukki during The period 2011-12 with production and productivity of 18.97 kg and 1 kg/hect. respectively.



**Bogainvilla**

An area of 0.56 hect. was cultivated in Idukki during The period 2011-12 with production and productivity of 107 kg and 190 kg/hect. respectively.

**Euphorbia**

An area of 0.01 hect. was cultivated in Idukki during The period 2011-12 with production and productivity of 37 kg and 3710 kg/hect. respectively.

**Other Ornamental flowers**

An area of 2.30 hect. was cultivated in Idukki during The period 2011-12 with production and productivity of 477 kg and 207 kg/hect. respectively.

**TERRACE CROPS**

In Kerala, cultivation of different crops has been decreasing year by year for the last two decades. We are depending on other States for food grains, vegetables and now even for coconut. We are consuming vegetables from other States, which is even poisoned. In this circumstance, our Agriculture department implemented various schemes for promoting vegetable cultivation in Kerala by promoting cultivation by seeds and making awareness in modern cultivation such as terrace farming, polyhouse farming etc. We accepted terrace farming as it is easy and which need no land for cultivation.

In Idukki , the crops like Ladies finger, bitter gourd, ash gourd, brinjal, green chilly, tomato, cabbage, little gourd, winged beans, sword beans, labla bean, yard long beans and beans were abundantly cultivated in the terrace during 2011-12. In the case of Malappuram District, Amaranthus, Ladies finger, bitter gourd, snake gourd, cucumber, bottle gourd, pumpkin, ash gourd, brinjal, green chilly, tomato, cauliflower, sword bean, winged bean, little gourd and yard long beans were widely cultivated in terrace.

Besides these crops, flowers like Anthurium, Orchid, jasmine, Gladiolous, Orange Chrysanthimum, Helichonia, Yellow Chrysanthimum, Hisbiscus, Rose, Daliya, Boganvilla and other ornamental flowers were also cultivated in terrace. Comparing to Idukki District, Malappuram district take a predominant position in the production of flowers. These flowers were being marketed inside and outside the district. Anthurium, Orkid, jasmine, yellow chrysanthemum, hisbiscus and rose were

widely cultivated and marketed in Malappuram. Only jasmine and rose were the important flowers cultivated and marketed in idukki during 2011-12.

### **Terrace Crops**

#### **Amaranthus**

An Area of 0.33 and 11.28 cent Were cultivated in Idukki and Malappuram during The period 2011-12 with production and productivity of 7.71, 633.99 kgs. and 23,56 kg/Cent respectively.

#### **Ladiesfinger**

An area of 1.913, 19.826 cent were cultivated in Idukki and Malappuram during The period 2011-12 with production and productivity of 50.393,478.67 kgs. and 26,24 kg/Cent respectively.

#### **Chinese Potato**

An area of 0.303 cent was cultivated in Malappuram during The period 2011-12 with production and productivity of 6.42 kgs. and 21kg/Cent respectively.

#### **Bittergourd**

An area of 8.204, 24.542 Cent were cultivated in Idukki and Malappuram during The period 2011-12 with production and productivity of 658.116, 631.2 kgs. and 80,26 kg/cent respectively.

#### **Snakegourd**

An area of .89, 16.053 Cent were cultivated in Idukki and Malappuram during The period 2011-12 with production and productivity of 26.676, 704.5 kgs. and 30,44 kg/cent respectively.

#### **Cucumber**

An area of 0.37, 18.237 Cent were cultivated in Idukki and Malappuram during The period 2011-12 with production and productivity of 12.153, 952.9 kgs. and 33,52 kg/cent respectively.

#### **Bottlegourd**

An area of 13.85 Cent was cultivated in Malappuram during The period 2011-12 with production and productivity of 782.2 kgs. and 57 kg/cent respectively.

**Pumpkin**

An area of 0.444, 26.566 Cent were cultivated in Idukki and Malappuram during The period 2011-12 with production and productivity of 35.794, 1396.4 kgs. and 81, 52563 kg/cent respectively.

**Ashgourd**

An area of 19.444, 10.179 Cent were cultivated in Idukki and Malappuram during The period 2011-12 with production and productivity of 904.236, 522.9 kgs. and 47, 51 kg/cent respectively.

**Brinjal**

An area of 4.042 and 11.789 Cent were cultivated in Idukki and Malappuram during The period 2011-12 with production and productivity of 89.089, 384.2 kgs. and 22,33 kg/cent respectively.

**Greenchilly**

An area of 275.095 and 9.041 Cent were cultivated in Idukki and Malappuram during The period 2011-12 with production and productivity of 5502.284, 197.27kgs. and 20.00,22 kg/cent respectively.

**Tomato**

An area of 2.28 and 5.88 Cent were cultivated in Idukki and Malappuram during The period 2011-12 with production and productivity of 144.94, 120.90 kgs. and 63,21 kg/cent respectively.

**Cabbage**

An area of 26.83 and 1.44 Cent were cultivated in Idukki and Malappuram during The period 2011-12 with production and productivity of 1221.19, 28.9 kgs. and 46,20.000 kg/cent respectively.

**Cauliflower**

An area of 0.37 and 2.85 Cent were cultivated in Idukki and Malappuram during The period 2011-12 with production and productivity of 16.80, 61.1 kgs. and 45,21 kg/cent respectively.

**Carrot**

An area of 0.60 cent was cultivated in Idukki during The period 2011-12 with production and productivity of 24.09 kgs. and 40 kg/cent respectively.

**Potato**

An area of 0.012 cent was cultivated in Idukki during The period 2011-12 with production and productivity of 0.56 kgs. and 47 kg/cent respectively.



**Labiabean**

An area of 2 and 1.156 Cent were cultivated in Idukki and Malappuram during The period 2011-12 with production and productivity of 360, 16.19kgs. and 180.000,14 kg/cent respectively.

**Swordbean**

An area of 0.59 and 679.91 cent were cultivated in Idukki and Malappuram during The period 2011-12 with production and productivity of 74.13, 5675.8 kgs. and 125,8 kg/cent respectively.

**Amara**

An area of 0.02 and 0.004 cent were cultivated in Idukki and Malappuram during The period 2011-12 with production and productivity of 3.56, 0.1kgs. and 198,25.000 kg/cent respectively.

**Wingedbean**

An area of 1 and 4.19 cent were cultivated in Idukki and Malappuram during The period 2011-12 with production and productivity of 125, 84.9 kgs. and 125.000,20 kg/cent respectively.

**Clovebean**

An area of 2.074 cent was cultivated in Malappuram during The period 2011-12 with production and productivity of 20.7 kgs. and 10 kg/cent respectively.

**Littlegourd**

An area of 5.34 and 42.15 cent were cultivated in Idukki and Malappuram during The period 2011-12 with production and productivity of 199.15, 1957.4 kgs. and 37,46 kg/cent respectively.

**Ridgegourd**

An area of 0.30 cent was cultivated in Malappuram during The period 2011-12 with production and productivity of 5 kgs. and 17 kg/cent respectively.

**Drumstick**

An area of 8.23 Cent was cultivated in Malappuram during The period 2011-12 with production and productivity of 138 kgs. and 17 kg/cent respectively.

**Curryleaf**

An area of 1.58 cent was cultivated in Idukki during The period 2011-12 with production and productivity of 13.44 kgs. and 9 kg/cent respectively.

**Yardlong beans**

An area of 10.61 and 322.66 cent were cultivated in Idukki and Malappuram during The period 2011-12 with production and productivity of 591.90, 13664.30 kgs. and 56,42 kg/cent. respectively.

**Beans**

An area of 1.88 hect. was cultivated in Idukki during The period 2011-12 with production and productivity of 74.30 kgs. and 40 kg/hect. respectively.

**Anthurium**

An area of 0.56 and 6.06 cent were cultivated in Idukki and Malappuram during the period 2011-12 with production and productivity of 1.54 and 1216 kg and 3 and 202 kg/cent. respectively.

**Orchid**

An area of 0.1 and 3.69 cent were cultivated in Idukki and Malappuram during the period 2011-12 with production and productivity of 0.17 and 759 kg and 2 and 206 kg/cent respectively.

**Jasmine**

An area of 2.67 and 8.00 cent were cultivated in Idukki and Malappuram during the period 2011-12 with production and productivity of 10.01 and 162 kg and 4 and 20 kg/cent respectively.

**Gladiolous**

An area of 0.02 cent was cultivated in Idukki during the period 2011-12 with production and productivity of 0.02 kg and 1 kg/cent respectively.

**Orange Crysanthimum**

An area of 0.08 and 0.02 cent were cultivated in Idukki and Malappuram during the period 2011-12 with production and productivity of 0.18 and 14.5 kg and 2 and 725 kg/cent respectively.

**Hellchonia**

An area of 0.59 cent was cultivated in Idukki during the period 2011-12 with production and productivity nil.

**Yellow Crysanthimum**

An area of 0.02 and 2.31 cent were cultivated in Idukki and Malappuram during the period 2011-12 with production and productivity of 0.18 and 14.5 kg and 9 and 6 kg/cent respectively.

**Hibiscus**

An area of 6 and 3.99 cent were cultivated in Idukki and Malappuram during the period 2011-12 with production and productivity of 0 and 126.5 kg and 0 and 32 kg/cent respectively.

**Rose**

An area of 0.61 and 23.35 cent were cultivated in Idukki and Malappuram during the period 2011-12 with production and productivity of 150 and 2482.5 kg and 246 and 106 kg/cent respectively.

**Daliya**

An area of 0.05 cent was cultivated in Malappuram during the period 2011-12 with production and productivity of 15 kg and 300 kg/cent respectively.

**Bogainvilla**

An area of 0.1 and 0.49 cent were cultivated in Idukki and Malappuram during the period 2011-12 with production and productivity of 0 and 7.5 kg and 0 and 15kg/cent respectively.

**Other Ornamental Flowers**

An area of 0.5 cent was cultivated in Idukki during the period 2011-12 with production and productivity nil.

**Plantain (Fruit)**

An area of 35.49 cent was cultivated in Idukki during the period 2011-12 with production and productivity 5250 kg and 148 kg/cent respectively.

**Fasionfruit**

An area of 0.21 cent was cultivated in Malappuram during the period 2011-12 with production and productivity of 0.1 kg and 0 respectively.

**Rose Apple**

An area of 2.01 cent was cultivated in Malappuram during the period 2011-12 with production and productivity of 8.5 kg and 4 kg/cent respectively.

**Grapes**

An area of 0.1 cent was cultivated in Idukki during the period 2011-12 with production and productivity of 1 kg and 10 kg/cent respectively.

**Indianaloe**

An area of 0.04 cent was cultivated in Malappuram during the period 2011-12 with production nil.



**Brahmi**

An area of 0.001 cent was cultivated in Malappuram during the period 2011-12 with production and productivity 0.1 kg and 100 kg/cent respectively.

**Holibasil**

An area of 0.23 and 1.11 cent were cultivated in Idukki and Malappuram during the period 2011-12 with production and productivity nil.

**Betel leaf**

An area of 0.03 cent was cultivated in Malappuram during the period 2011-12 with production and productivity nil.

**Ginger**

An area of 0.01 cent was cultivated in Idukki during the period 2011-12 with production and productivity nil.

**Pepper**

An area of 169.19 cent was cultivated in Idukki during the period 2011-12 with production and productivity nil.

**Turmeric**

An area of 2.23 cent was cultivated in Idukki during the period 2011-12 with production and productivity nil.

**Fennel**

An area of 0.04 cent was cultivated in Idukki during the period 2011-12 with production and productivity nil.

**COURTYARD CROPS**

Amaranthus, Ladiesfinger, ChinesePotato, Bittergourd, Snakegourd, Cucumber, Bottlegourd, Pumpkin, Ashgourd, Brinjal, Greenchilly, Tomato, Cabbage, Cauliflower, Carrot, Beetroot, Potato, Lablabean, Swordbean, Amara, Wingedbean, Clovebean, Littlegourd, Ridge gourd, Winged gourd, Drumstick, Chikumaneese, Curry leaf, Yard long bean, Beans and Other vegetables were cultivated in courtyard. Among these crops Bittergourd, Cabbage, Carrot, Potato, Littlegourd, Yard long beans and Beans were widely cultivated and Chinese potato, Clove bean and Winged gourd were rarely cultivated in Idukki.

Flowers like Anthurium, Orchid, Jasmine, Gladiolous, Orange cysanthimum, Helichonia, Yellow cysanthimum, Hibiscus, Rose, Daliya, Bogain villa, Euphorbia and other ornamental flowers were planted in courtyard. The production of Anthurium, Orchid, Jasmine, Hibiscus and Rose were high in Malappuram.

Fruits like Banana, Plantain(Fruit), Plantain, Guava, Gooseberry, Jackfruit, Orange, Mango, Pappaya, Pineapple, Sapotta, West Indian cherry, Cashewnut, Cocoa, Coconut, Passion fruit, Mulberry, Eggfruit, Roseapple, Strawberry, Rambuttan, Pomegranate, Custard apple, Apple, Plums, Lemon small and other fruits were found in courtyard. The production of Mango was very high in Idukki and Malappuram. Coconut was a common perennial crop for both districts. Banana, Plantain (fruit), Plantain, Jackfruit, Pappaya, Guava were abundant in Idukki and Malappuram. Cocoa, Rose apple and Lemon small were widely cultivated and Gooseberry Strawberry, Apple were rarely cultivated in Idukki. The production of Cocoa, Fashion fruit and Egg fruit was less in Malappuram.

Medicinal Plants like Eucaliptus, Kachura, Lemon grass, Palmarose, Khas-Khas, Chethikoduveli, Kasthuripasupar, Sweetflag, Malabarnut, Indianaloe, Chirettaplant, Asparagus, Brahmi, Palmuthuku, Holibasil, Longpepper, Moovila, Sida, Asgand, Castor (Eranda) were rarely cultivated in the courtyardof Idukki and Malappuram.

Arecanut, Betelleaf, Cinamon, Clove, Vanila, Ginger, Mangoginger, Nutmeg, Pepper, Turmeric, Tamarind, Cardamom, Sarvasugandhi were cultivated in courtyard. Spices like Arecanut, Ginger, Pepper, Turmeric, and Tamarind were commonly cultivated in Idukki and Malappuram. Nutmeg and Cardamom were widely cultivated in Idukki.

Tea, Coffee, Rubber, Granteen and Other plantation crops were also cultivated in courtyard.The production of Coffee and Rubber predominated in Idukki.

### **COURTYARD CROPS**

#### **Amaranthus**

An area of 35.56 and 39.07 cents were cultivated in Idukki and Malappuram during The period 2011-12 with production and productivity of 790.25, 1710.7 kgs and 22,44 kg/cent respectively.

**Ladiesfinger**

An area of 43.88 and 38.19 cents were cultivated in Idukki and Malappuram during The period 2011-12 with production and productivity of 838.18, 923.93 kgs and 19, 24 kg/cent respectively.

**Chinese Potato**

An area of 6.47 and 6.83 cents were cultivated in Idukki and Malappuram during The period 2011-12 with production and productivity of 52.35, 324.06 kgs and 8, 47 kg/cent respectively.

**Bittergourd**

An area of 708.21 and 72.00 cents were cultivated in Idukki and Malappuram during The period 2011-12 with production and productivity of 63815.91, 2285.3 kgs and 90, 32 kg/cent respectively.

**Snakegourd**

An area of 10.4 and 22.93 cents were cultivated in Idukki and Malappuram during The period 2011-12 with production and productivity of 309.03, 1027.7 kgs and 30, 45 kg/cent respectively.

**Cucumber**

An area of 4.37 and 23.10 cents were cultivated in Idukki and Malappuram during The period 2011-12 with production and productivity of 150.44, 1102.8 kgs and 34, 48 kg/cent respectively.

**Bottlegourd**

An area of 1.19 and 94.82 cents were cultivated in Idukki and Malappuram during The period 2011-12 with production and productivity of 94.85, 5862.5 kgs and 80, 62 kg/cent respectively.

**Pumpkin**

An area of 37.01 and 94.51 cents were cultivated in Idukki and Malappuram during The period 2011-12 with production and productivity of 2455.22, 3372.3 kgs and 66, 36 kg/cent respectively.

**Ashgourd**

An area of 9.34 and 33.84 cents were cultivated in Idukki and Malappuram during The period 2011-12 with production and productivity of 539.35, 1362.2 kgs and 58, 40 kg/cent respectively.



**Brinjal**

An area of 122.09 and 32.52 cents were cultivated in Idukki and Malappuram during The period 2011-12 with production and productivity of 4349.08, 1080.9 kgs and 36, 33 kg/cent respectively.

**Green Chilly**

An area of 62.75 and 23.05 cents were cultivated in Idukki and Malappuram during The period 2011-12 with production and productivity of 1175.41, 587.43 kgs and 19, 25 kg/cent respectively.

**Tomato**

An area of 236.60 and 25.13 cents were cultivated in Idukki and Malappuram during The period 2011-12 with production and productivity of 16850.1,511 kgs and 71, 20 kg/cent respectively.

**Cabbage**

An area of 296.85 and 4.47 cents were cultivated in Idukki and Malappuram during The period 2011-12 with production and productivity of 32282.83, 89.3 kgs and 109, 19 kg/cent respectively.

**Cauliflower**

An area of 1.51 and 5.12 cents were cultivated in Idukki and Malappuram during The period 2011-12 with production and productivity of 74.51, 102.4 kgs and 49, 20 kg/cent respectively.

**Carrot**

An area of 398.56 cent was cultivated in Idukki during The period 2011-12 with production and productivity of 27473 kg and 69 kg/cent respectively.

**Beetroot**

An area of 9.78 cent was cultivated in Idukki during The period 2011-12 with production and productivity of 465 kg and 48 kg/cent respectively.

**Potato**

An area of 547.22 cent was cultivated in Idukki during The period 2011-12 with production and productivity of 40932.85 kg and 75 kg/cent respectively.

**Lablabean**

An area of 11.38 and 18.69 cents were cultivated in Idukki and Malappuram during The period 2011-12 with production and productivity of 2022.19, 262.57 kgs and 178, 14 kg/cent respectively.

**Swordbean**

An area of 27.50 and 704.57 cents were cultivated in Idukki and Malappuram during The period 2011-12 with production and productivity of 3437.58, 5549.2 kg and 125.00, 8 kg/cent respectively.

**Amara**

An area of 2.78 and 0.08 cents were cultivated in Idukki and Malappuram during The period 2011-12 with production and productivity of 599.39, 1.9 kg and 216, 24 kg/cent respectively.

**Wingedbean**

An area of 1.21 and 3.64 cents were cultivated in Idukki and Malappuram during The period 2011-12 with production and productivity of 151.27, 71.6 kg and 125, 20 kg/cent respectively.

**Clovebean**

An area of 3.07 and 0.33 cents were cultivated in Idukki and Malappuram during The period 2011-12 with production and productivity of 45.63, 3.3 kg and 15, 10 kg/cent respectively.

**Littlegourd**

An area of 107.84 and 69.57 cents were cultivated in Idukki and Malappuram during The period 2011-12 with production and productivity of 3833.72, 2734.6 kg and 36, 39 kg/cent respectively.

**Ridgegourd**

An area of 1.39 and 0.20 cents were cultivated in Idukki and Malappuram during The period 2011-12 with production and productivity of 277.84, 2.9 kg and 200, 15 kg/cent respectively.

**Wingedgourd**

An area of 0.30 and 1.59 cents were cultivated in Idukki and Malappuram during The period 2011-12 with production and productivity of 44.46, 33 and 148, 21 kg/cent respectively.

**Drumstick**

An area of 87.10 and 998.70 cents were cultivated in Idukki and Malappuram during The period 2011-12 with production and productivity of 6679.90, 14659.8 kg and 77, 15 kg/cent respectively.

**Chikumaneese**

An area of 113.66 and 4.54 cents were cultivated in Idukki and Malappuram during The period 2011-12 with production and productivity of 6711.59, 18.5 kg and 59, 4 kg/cent respectively.

**Curryleaf**

An area of 233.78 and 395.89 cents were cultivated in Idukki and Malappuram during The period 2011-12 with production and productivity of 1453.46, 10365.1 kg and 6, 26 kg/cent respectively.

**Yardlong Beans**

An area of 649.38 and 427.04 cents were cultivated in Idukki and Malappuram during The period 2011-12 with production and productivity of 59519.53, 17510 kg and 92, 41.00 kg/cent respectively.

**Beans**

An area of 622.99 cent was cultivated in Idukki during The period 2011-12 with production and productivity of 24915.7 kg and 40 kg/cent respectively.

**Other Vegetables**

An area of 263.59 cent was cultivated in Idukki during The period 2011-12 with production and productivity of 7907.76 kg and 30.00 kg/cent respectively.

**Anthurium**

An area of 43.15 and 92.96 cents were cultivated in Idukki and Malappuram during The period 2011-12 with production and productivity of 172.06, 23201.6 kg and 4,250 kg/cent respectively.

**Orchid**

An area of 13.15 and 44.11 cents were cultivated in Idukki and Malappuram during The period 2011-12 with production and productivity of 16.69, 10851.5 kg and 1,246 kg/cent respectively.

**Jasmine**

An area of 569.23 and 813.06 cents were cultivated in Idukki and Malappuram during The period 2011-12 with production and productivity of 2477.19, 13552.01 kg and 4, 17 kg/cent respectively.

**Gladiolus**

An area of 7.03 cent was cultivated in Idukki during The period 2011-12 with production and productivity of 65.71 kg and 9 kg/cent respectively.

**Orange Crysanthimum**

An area of 23.93 and 7.96 cents were cultivated in Idukki and Malappuram during The period 2011-12 with production and productivity nil.

**Helichonia**

An area of 49.45 cent was cultivated in Idukki during The period 2011-12 with production and productivity of 10 kg and 0.20 kg/cent respectively.

**Yellow Crysanthimum**

An area of 46.36 and 32.72 cents were cultivated in Idukki and Malappuram during The period 2011-12 with production and productivity of 408.57, 6530.25 kg and 9, 200 kg/cent respectively.

**Hibiscus**

An area of 655.48 and 1501.57 cents were cultivated in Idukki and Malappuram during The period 2011-12 with production and productivity of 13671.77, 48277.85 kg and 21, 32 kg/cent respectively.

**Rose**

An area of 411.98 and 601.72 cents were cultivated in Idukki and Malappuram during The period 2011-12 with production and productivity of 60050.53, 53632.3 kg and 146, 89 kg/cent respectively.

**Daliya**

An area of 14.23 and 2.26 cents were cultivated in Idukki and Malappuram during The period 2011-12 with production and productivity of 18.8, 466.4 kg and 1,206 kg/cent respectively.

**Bogainvilla**

An area of 24.11 and 33.84 cents were cultivated in Idukki and Malappuram during The period 2011-12 with production nil.

**Euphorbia**

An area of 0.57 cent was cultivated in Idukki during The period 2011-12 with production nil.

**Other Ornamental Flowers**

An area of 184.51 cent was cultivated in Idukki during The period 2011-12 with production nil.



**Banana**

An area of 292.41 and 288.86 cents were cultivated in Idukki and Malappuram during The period 2011-12 with production and productivity of 13821.63, 10237.9 kg and 47, 35 kg/cent respectively.

**Plantain (Fruit)**

An area of 359.28 and 151.69 cents were cultivated in Idukki and Malappuram during The period 2011-12 with production and productivity of 22067.53, 2639.9 kg and 61, 17 kg/cent respectively.

**Plantain**

An area of 295.41 and 72.25 cents were cultivated in Idukki and Malappuram during The period 2011-12 with production and productivity of 21221.83,1306 kg and 72, 18 kg/cent respectively.

**Guava**

An area of 196.96 and 320.36 cents were cultivated in Idukki and Malappuram during The period 2011-12 with production and productivity of 2848.32; 4965.2 kg and 14, 16 kg/cent respectively.

**Gooseberry**

An area of 4.75 and 46.33 cents were cultivated in Idukki and Malappuram during The period 2011-12 with production and productivity of 57,475 kg and 12, 10 kg/cent respectively.

**Jackfruit**

An area of 765 and 13725 cents were cultivated in Idukki and Malappuram during The period 2011-12 with production and of 8518, 12435 nos respectively.

**Orange**

An area of 83.23 cent was cultivated in Idukki during The period 2011-12 with production and productivity of 769 kg and 9 kg/cent respectively.

**Mango**

An area of 644.60 and 2277.38 cents were cultivated in Idukki and Malappuram during The period 2011-12 with production and productivity of 59550.43,49831 kg and 92, 22 kg/cent respectively.

**Pappaya**

An area of 1002.10 and 639.57 cents were cultivated in Idukki and Malappuram during The period 2011-12 with production and productivity of 21252.75, 12415.3 kg and 21, 19 kg/cent respectively.

**Pineapple**

An area of 17.31 and 10.22 cents were cultivated in Idukki and Malappuram during The period 2011-12 with production and productivity of 432.84, 221.4 and 25, 22 kg/cent respectively.

**Sappota**

An area of 23.75 and 109.08 cents were cultivated in Idukki and Malappuram during The period 2011-12 with production and productivity of 1656.17,4610 kg and 70, 42 kg/cent respectively.

**West Indian Cherry**

An area of 15.1 cent was cultivated in Malappuram during The period 2011-12 with production and productivity of 104 kg and 7 kg/cent respectively.

**Cashewnut**

An area of 191.99 and 472.45 cents were cultivated in Idukki and Malappuram during The period 2011-12 with production and productivity of 676.82, 884.9 kg and 4, 2 kg/cent respectively.

**Cocoa**

An area of 715.89 and 0.49 cents were cultivated in Idukki and Malappuram during The period 2011-12 with production and productivity of 31090.82, 0.5 kg and 43, 1 kg/cent respectively.

**Coconut**

An area of 2333.33 and 31293.27 cents were cultivated in Idukki and Malappuram during The period 2011-12 with production of 49209, 1327203 nos. respectively.

**Passion Fruit**

An area of 1.65 and 2.65 cents were cultivated in Idukki and Malappuram during The period 2011-12 with production and productivity of 21.61,9 kg and 13, 3 kg/cent respectively.

**Mulberry**

An area of 22.22 cent was cultivated in Idukki during The period 2011-12 with production and productivity of 333 kg and 14 kg/cent respectively.

**Eggfruit**

An area of 4.84 cent was cultivated in Malappuram during The period 2011-12 with production of 20kg.

**Rose apple**

An area of 168.68 and 143.58 cents were cultivated in Idukki and Malappuram during The period 2011-12 with production and productivity of 6018.37,704 kg and 36, 5 kg/cent respectively.

**Strawberry**

An area of 0.02 cent was cultivated in Idukki during The period 2011-12 with production and productivity of 0.45 kg and 23 kg/cent respectively.

**Rambuttan**

An area of 12.35 cent was cultivated in Malappuram during The period 2011-12 with production of 0.1kg.

**Pomegranate**

An area of 6.18 cent was cultivated in Malappuram during The period 2011-12 with production and productivity of 105 kg and 17 kg/cent respectively.

**Custard Apple**

An area of 16.06 and 1.24 cents were cultivated in Idukki and Malappuram during The period 2011-12 with production and productivity of 481.65,34 kg and 30, 27 kg/cent respectively.

**Apple**

An area of 4.67 cent was cultivated in Idukki during The period 2011-12 with production and productivity of 47 kg 10 kg/cent respectively.

**Plums**

An area of 21.56 cent was cultivated in Idukki during The period 2011-12 with production and productivity of 431.29 kg and 20.00 kg/cent respectively.

**Lemon Small**

An area of 320.90 cent was cultivated in Idukki during The period 2011-12 with production and productivity of 4813.54 kg and 15.00 kg/cent respectively.

**Other Fruits**

An area of 78 cent was cultivated in Idukki during The period 2011-12 with production and productivity of 5460 kg and 70 kg/cent respectively.

**Eucaliptus**

An area of 47.11 and 1.38 cents were cultivated in Idukki and Malappuram during The period 2011-12 with production and productivity of 302, 1.4 kg and 6, 1 kg /cent respectively.

**Kachura**

An area of 2.00 and 0.01 cents were cultivated in Idukki and Malappuram during The period 2011-12 with production of 0.1, 0.1 tonnes respectively.

**Lemongrass**

An area of 0.01 and 0.55 cents were cultivated in Idukki and Malappuram during The period 2011-12 with production and productivity of 1, 19.8 kg and 100 kg/cent respectively.

**Palamarose**

An area of 0.02 cent was cultivated in Malappuram during The period 2011-12 with production and productivity of 0.1 kg and 5 kg/cent respectively.

**Khas-Khas**

An area of 0.02 and 0.02 cents were cultivated in Idukki and Malappuram during The period 2011-12 with production and productivity of 0.13, 0.11 kg and 7, 6 kg/cent respectively.

**Chethikoduveli**

An area of 0.003 and 0.004 cents were cultivated in Idukki and Malappuram during The period 2011-12 with production and productivity of 0.1, 0.12 kg and 33, 30 kg/cent respectively.

**Kasthuripasupar**

An area of 0.03 and 0.14 cents were cultivated in Idukki and Malappuram during The period 2011-12 with production and productivity of 1, 4.72 kg and 33, 34 kg/cent respectively.

**Sweetflag**

An area of 0.01 and 0.01 cents were cultivated in Idukki and Malappuram during The period 2011-12 with production and productivity of 3.3, 0.2 kg and 330, 20 kg/cent respectively.

**Malabarnut**

An area of 0.01 and 0.03 cents were cultivated in Idukki and Malappuram during The period 2011-12 with production and productivity of 8.4, 751.9 kg and 840, 25063 kg/cent respectively.

**Indianaloe**

An area of 0.16 and 0.17 cents were cultivated in Idukki and Malappuram during The period 2011-12 with production and productivity of 15 kg and 88 kg/cent respectively in Malappuram.



**Chirettaplant**

An area of 0.001 cent was cultivated in Idukki during The period 2011-12 with production and productivity of 0.2 kg and 200 kg/cent respectively.

**Asparagus**

An area of 0.002 and 0.005 cents were cultivated in Idukki and Malappuram during The period 2011-12 with production and productivity of 0.05,1 kg and 25, 200 kg/cent respectively.

**Brahmi**

An area of 1.02 and 0.11 cents were cultivated in Idukki and Malappuram during The period 2011-12 with production and productivity of 2.7, 2.12 kg and 3, 19 kg/cent respectively.

**Palmuthukku**

An area of 0.01 cent was cultivated in Idukki during The period 2011-12 with production and productivity of 0.5 kg and 50 kg/cent respectively.

**Holibasil**

An area of 32.44 and 51.02 cents were cultivated in Idukki and Malappuram during The period 2011-12 with production and productivity of 94 kg 2 kg/cent in Malappuram respectively.

**Long Pepper**

An area of 0.53 cent was cultivated in Malappuram during The period 2011-12 with production and productivity of 2.6 kg 5 kg/cent respectively.

**Sida**

An area of 1.27 and 0.46 cents were cultivated in Idukki and Malappuram during The period 2011-12 with production and productivity of 7.3, 4.9 kg and 6, 11 kg/cent respectively.

**Asgand**

An area of 0.01 cent was cultivated in Idukki during The period 2011-12 with production and productivity of 1 and 100 kg/cent respectively.

**Arecanut**

An area of 3214.92 and 412.73 cents were cultivated in Idukki and Malappuram during The period 2011-12 with production and productivity of 5206.04, 1873.2 kg and 2, 5 kg/cent respectively.

**Betelleaf**

An area of 0.04 and 7.72 cents were cultivated in Idukki and Malappuram during The period 2011-12 with production and productivity of 0.30, 2.54 kg and 8, 0 kg/cent respectively.

**Cinamon**

An area of 28.82 and 0.82 cents were cultivated in Idukki and Malappuram during The period 2011-12 with production and productivity of 3.8,3 kg and 0, 4 kg/cent respectively.

**Clove**

An area of 10.46 cent was cultivated in Idukki during The period 2011-12 with production and productivity of 106.04 and 10 kg/cent respectively.

**Vanila**

An area of 20.52 cent was cultivated in Idukki during The period 2011-12 with production and productivity nil.

**Ginger**

An area of 93.23 and 17.80 cents were cultivated in Idukki and Malappuram during The period 2011-12 with production and productivity of 1463.05, 355.4 kg and 16, 20 kg/cent respectively.

**Mango Ginger**

An area of 0.48 and 4.15 cents were cultivated in Idukki and Malappuram during The period 2011-12 with production and productivity of 165.9 kg and 40 kg/cent in Malappuram respectively.

**Nutmeg**

An area of 61.11 and 13.17 cents were cultivated in Idukki and Malappuram during The period 2011-12 with production and productivity of 1194.45, 19.1 kg and 20 kg/cent respectively.

**Pepper**

An area of 2780.27 and 173.19 cents were cultivated in Idukki and Malappuram during The period 2011-12 with production and productivity of 2650.81, 123.4 kg and 1, 1 kg/cent respectively.

**Turmeric**

An area of 45.80 and 124 cents were cultivated in Idukki and Malappuram during The period 2011-12 with production and productivity of 887.33, 3744.58 kg and 19, 30 kg/cent respectively.

**Tamarind**

An area of 53.40 and 730.56 cents were cultivated in Idukki and Malappuram during The period 2011-12 with production and productivity of 372.17, 4205.6 kg and 7, 6 kg/cent respectively.

**Cardamom**

An area of 4782.15 cent was cultivated in Idukki during The period 2011-12 with production of 594.51 tonnes.

**Sarvasugandhi**

An area of 3.09 and 3.09 cents were cultivated in Idukki and Malappuram during The period 2011-12 with production and productivity of 25, 2.6 kg and 8,1 kg/cent respectively.

**Coffee**

An area of 7791.78 and 3.34 cents were cultivated in Idukki and Malappuram during The period 2011-12 with production and productivity of 403.84, 27.5 kg and 0, 8 kg/cent respectively.

**Rubber**

An area of 15650.35 and 4.45 cents were cultivated in Idukki and Malappuram during The period 2011-12 with production and productivity of 3805, 49 kg/cent respectively.

**Other Plantation Crops**

An area of 1.5 cent was cultivated in Idukki during The period 2011-12 with production and productivity of 11.5 kg and 8 kg/cent respectively.

**ORCHARD CROPS**

Crops like Amaranthus, Ladies finger, Chinese potato, Bitter gourd, Snake gourd, Cucumber, Bottlegourd, Pumpkin, Ashgourd, Brinjal, Greenchilly, Tomato, Cabbage, Cauliflower, Carrot, Beetroot, Potato, Lablabean, Swordbean, Amara, Clovebean, Littlegourd, Ridgegourd, Drumstick, Chikumaneese, Curry leaf, Yard long beans, Beans and Other vegetables were cultivated in orchard. Among these crops Chinese potato, Tomato, Cabbage, Carrot, Beetroot, Potato, Labla bean, Drumstick, Chikumaneese, Yard long beans, Beans and Other vegetables were widely cultivated in Idukki. Ladies finger, Bottle gourd, Amara and Clove bean were

rarely cultivated in Idukki. The production of yard long beans is moderate in Malappuram and the production of cauliflower, cabbage, snakegourd, Tomato and green chilly was negligible.

Flowers like Anthurium, Orchid, Jasmine, Yellow chrysanthimum, Hibiscus and Rose were cultivated in Orchard. Among these flowers Anthurium, Orchid and Rose were widely cultivated in Malappuram.

Fruits like Banana, Plantain(Fruit), Plantain, Guava, Gooseberry Jackfruit, Orange, Mango, Pappaya, Sapotta, West Indian cherry, Cashewnut, Cocoa, Coconut, Fashion fruit, Custard apple, Apple, Plums and Other fruits were cultivated in Orchard. Among these fruits Plantain (Fruit), Plantain, Mango, Cocoa, Coconut were abundant in Idukki. Guava was rarely cultivated in Malappuram.

Medicinal plants like Eucaliptus, Lemon grass, Indian aloe, Holibasil were planted in Orchard. Among these medicinal plants, Eucaliptus was widely cultivated in Idukki. Indian aloe and Holibasil were rarely cultivated in Malappuram.

Spices like Arecanut, Clove, Ginger, Nutmeg, Pepper, Tamarind and Cardamom were cultivated in Orchard. Among these Arecanut, Nutmeg, Pepper and Cardamom were widely cultivated in Idukki. Clove, Ginger and Tamarind were rarely cultivated in Idukki. Arecanut was rarely cultivated in Malappuram.

Plantation crops like Coffee and Rubber were cultivated in Orchard. In Idukki, the main cultivation was coffee.

### Orchard Crops

#### **Amaranthus**

An area of 20.78, 0.14 cents were cultivated in Idukki and Malappuram during The period 2011-12 with production and productivity of 829.36, 5.54 kg and 40,40kg/cent respectively.

#### **Ladiesfinger**

An area of 0.05 and 0.34 cents were cultivated in Idukki and Malappuram during The period 2011-12 with production and productivity of 1.87, 6.9 kg and 37,20 kg/cent respectively.

#### **Chinese Potato**

An area of 209.2 cent was cultivated in Idukki during The period 2011-12 with production and productivity of 2060.4 kg and 10 kg/cent respectively.

**Bittergourd**

An area of 12.60 and 1.09 cents were cultivated in Idukki and Malappuram during The period 2011-12 with production and productivity of 582.21, 35.6 kg and 46, 33 kg/cent respectively.

**Snakegourd**

An area of 6.13 and 0.1 cents were cultivated in Idukki and Malappuram during The period 2011-12 with production and productivity of 212.11, 2.5 kg and 35, 25 kg/cent respectively.

**Cucumber**

An area of 0.74 cent was cultivated in Idukki during The period 2011-12 with production and productivity of 59 kg and 80 kg/cent respectively.

**Bottlegourd**

An area of 0.20 and 0.1 cents were cultivated in Idukki and Malappuram during The period 2011-12 with production and productivity of 15.81, 6.9 kg and 79, 69 kg/cent respectively.

**Pumpkin**

An area of 5.54 and 1.2 cents were cultivated in Idukki and Malappuram during The period 2011-12 with production and productivity of 442.79,32 kg and 80, 27 kg/cent respectively.

**Ashgourd**

An area of 2.45 and 0.67 cents were cultivated in Idukki and Malappuram during The period 2011-12 with production and productivity of 220.10,37 kg and 90, 55 kg/cent respectively.

**Brinjal**

An area of 7.64 and 0.29 cents were cultivated in Idukki and Malappuram during The period 2011-12 with production and productivity of 209.73, 7.5 kg and 27, 26 kg/cent respectively.

**Green Chilly**

An area of 12.66 and 0.24 cents were cultivated in Idukki and Malappuram during The period 2011-12 with production and productivity of 451.32, 3.61 kg and 36, 15 kg/cent respectively.



**Tomato**

An area of 41.64 and 0.15 cents were cultivated in Idukki and Malappuram during The period 2011-12 with production and productivity of 3263.38, 3.1 kg and 78, 21 kg/cent respectively.

**Cabbage**

An area of 2523.95 and 0.13 cents were cultivated in Idukki and Malappuram during The period 2011-12 with production and productivity of 757182.38, 2.6 and 300, 20 kg/cent respectively.

**Cauliflower**

An area of 14.5 and 0.09 cents were cultivated in Idukki and Malappuram during The period 2011-12 with production and productivity of 725, 1.8 and 50, 20 kg/cent respectively.

**Carrot**

An area of 10015.7 cent was cultivated in Idukki during The period 2011-12 with production and productivity of 701099 kg and 70 kg/cent respectively.

**Beetroot**

An area of 288.01 cent was cultivated in Idukki during The period 2011-12 with production and productivity of 14394.63 kg and 50 kg/cent respectively.

**Potato**

An area of 7165.5 cent was cultivated in Idukki during The period 2011-12 with production and productivity of 537412.5 kg and 75 kg/cent respectively.

**Lablabean**

An area of 8.00 cent was cultivated in Idukki during The period 2011-12 with production and productivity of 1440.8 kg and 180 kg/cent respectively.

**Swordbean**

An area of 2.67 cent was cultivated in Malappuram during The period 2011-12 with production and productivity of 18.7 kg and 7.00 kg/cent respectively.

**Amara**

An area of 0.004 cent was cultivated in Idukki during The period 2011-12 with production of 1.11 kg .

**Clovebean**

An area of 0.02 cent was cultivated in Idukki during The period 2011-12 with production and productivity of 0.60 kg and 30 kg/cent respectively.

**Littlegourd**

An area of 4.75 and 1.30 cents were cultivated in Idukki and Malappuram during The period 2011-12 with production and productivity of 564.27, 18.6 kg and 119, 14 kg/cent respectively.

**Ridgegourd**

An area of 0.59 cent was cultivated in Idukki during The period 2011-12 with production and productivity of 118.56 kg and 201 kg/cent respectively.

**Drumstick**

An area of 42.69 cent was cultivated in Idukki during The period 2011-12 with production and productivity of 14941.5 kg and 350 kg/cent respectively.

**Chikumanese**

An area of 77.37 cent was cultivated in Idukki during The period 2011-12 with production and productivity of 4642.08 kg and 60 kg/cent respectively.

**Curryleaf**

An area of 1.58 cent was cultivated in Malappuram during The period 2011-12 with production and productivity of 16.8 kg and 11 kg/cent respectively.

**Yard Long Beans**

An area of 2073.86 and 5.46 cents were cultivated in Idukki and Malappuram during The period 2011-12 with production and productivity of 227928.58, 194.3 kg and 110, 36 kg/cent respectively.

**Beans**

An area of 4927.03 cent was cultivated in Idukki during The period 2011-12 with production and productivity of 197081 kg and 40 kg/cent respectively.

**Other Vegetables**

An area of 5781.32 cent was cultivated in Idukki during The period 2011-12 with production and productivity of 171495 kg and 30 kg/cent respectively.

**Anthurium**

An area of 1.04 and 1.99 cents were cultivated in Idukki and Malappuram during The period 2011-12 with production and productivity of 7.28, 597.5 kg and 7,300 kg/cent respectively.

**Orchid**

An area of 0.02 and 1.05 cents were cultivated in Idukki and Malappuram during The period 2011-12 with production and productivity of 0,474 kg and 0,451 kg/cent respectively.



**Jasmine**

An area of 0.37 and 1.78 cents were cultivated in Idukki and Malappuram during The period 2011-12 with production and productivity of 3.34,36 kg 9, 20 kg/cent respectively.

**Yellow Crysanthimum**

An area of 0.002 and 0.02 cents were cultivated in Idukki and Malappuram during The period 2011-12 with production and productivity of 0.02,39 kg and 1, 1950 kg/cent respectively.

**Hibiscus**

An area of 0.68 and 1 cents were cultivated in Idukki and Malappuram during The period 2011-12 with production and productivity of 25.2,42 kg 37, 42 kg/cent respectively.

**Rose**

An area of 0.42 and 5.04 cents were cultivated in Idukki and Malappuram during The period 2011-12 with production and productivity of 29.1, 542.5 kg and 69,108 kg/cent respectively.

**Banana**

An area of 0.62 and 4.9 cents were cultivated in Idukki and Malappuram during The period 2011-12 with production and productivity of 61.75, 189.4 kg and 100, 39 kg/cent respectively.

**Plantain (Fruit)**

An area of 500.62 and 3.46 cents were cultivated in Idukki and Malappuram during The period 2011-12 with production and productivity of 56293.06, 64.3 kg and 112, 19 kg /cent respectively.

**Plantain**

An area of 1553.53 cent was cultivated in Idukki during The period 2011-12 with production and productivity of 233029 kg and 150 kg/cent respectively.

**Guava**

An area of 23.6 and 0.89 cents were cultivated in Idukki and Malappuram during The period 2011-12 with production and productivity of 354.01,23 kg and 15, 26 kg/cent respectively.

**Gooseberry**

An area of 20.58 cent was cultivated in Idukki during The period 2011-12 with production and productivity of 1646.67 kg and 80 kg/cent respectively.

**Jackfruit**

An area of 727 cent was cultivated in Idukki during The period 2011-12 with production of 6651 and 9.15 no respectively.

**Orange**

An area of 266.94 cent was cultivated in Idukki during The period 2011-12 with production and productivity of 2669.41kg and 10 kg/cent respectively.

**Mango**

An area of 90.37 and 4.02 cents were cultivated in Idukki and Malappuram during The period 2011-12 with production and productivity of 30573.78,88 kg and 338, 22 kg/cent respectively.

**Pappaya**

An area of 30.63 cent was cultivated in Idukki during The period 2011-12 with production and productivity of 765.7 kg and 25 kg/cent respectively.

**Sapotta**

An area of 1.58 cent was cultivated in Idukki during The period 2011-12 with production and productivity of 66.5 kg and 42 kg/cent respectively.

**West Indian Cherry**

An area of 3.55 cent was cultivated in Idukki during The period 2011-12 with production and productivity of 213.24 kg and 60 kg/cent respectively.

**Cashewnut**

An area of 73.35 cent was cultivated in Idukki during The period 2011-12 with production and productivity of 3338.28 kg and 46 kg/cent respectively.

**Cocoa**

An area of 142.05 cent was cultivated in Idukki during The period 2011-12 with production and productivity of 17344.5 kg and 122 kg/cent respectively.

**Coconut**

An area of 1119.95 and 2.30 cents were cultivated in Idukki and Malappuram during The period 2011-12 with production of 47868, 65 nos respectively.

**Custard Apple**

An area of 10.50 cent was cultivated in Idukki during The period 2011-12 with production and productivity of 314.93 kg and 30 kg/cent respectively.

**Apple**

An area of 114.67 cent was cultivated in Idukki during The period 2011-12 with production and productivity of 1146.67 kg and 10 kg/cent respectively.

**Plums**

An area of 18.01 cent was cultivated in Idukki during The period 2011-12 with production and productivity of 360.16 kg and 20 kg/cent respectively.

**Other Fruits**

An area of 16 cent was cultivated in Idukki during The period 2011-12 with production and productivity of 1120 kg and 70 kg/cent respectively.

**Eucaliptus**

An area of 2210.72 cent was cultivated in Idukki during The period 2011-12 with production and productivity of 14650 kg and 7 kg/cent respectively.

**Lemongrass**

An area of 57 cent was cultivated in Idukki during The period 2011-12 with production and productivity of 16 kg and 0 kg/cent respectively.

**Arecanut**

An area of 855.89 and 8.85 cents were cultivated in Idukki and Malappuram during The period 2011-12 with production and productivity of 34138.87, 7.7 kg and 40, 1 kg/cent respectively.

**Ginger**

An area of 17.7 cent was cultivated in Idukki during The period 2011-12 with production and productivity of 300 kg and 17 kg/cent respectively.

**Nutmeg**

An area of 62.23 cent was cultivated in Idukki during The period 2011-12 with production and productivity of 2489.2 kg and 40 kg/cent respectively.

**Pepper**

An area of 29.79 cent was cultivated in Idukki during The period 2011-12 with production and productivity of 995.56 kg and 33 kg/cent respectively.

**Tamarind**

An area of 6.47 cent was cultivated in Idukki during The period 2011-12 with production and productivity of 48.54 kg and 8 kg/cent respectively.

**Cardamom**

An area of 822.68 cent was cultivated in Idukki during The period 2011-12 with production and productivity of 2838.71 kg and 3 kg/cent respectively.

**Coffee**

An area of 1312.17 cent was cultivated in Idukki during The period 2011-12 with production and productivity of 12901.71 kg and 10 kg/cent respectively.



### **MARKETED CROPS(LOCAL)**

The Agricultural production sector has been one of the most important components of the Indian Economy. To benefit the farming community, the internal agricultural marketing system needs to be integrated and strengthened.

Vegetables like Bitter gourd, Cabbage, Sword bean Drumstick, Yard long beans and Beans in Idukki where as Cucumber, Drumstick and Yard long beans in Malappuram were marketed in large quantities.

In Idukki, Flowers like Rose, Anthurium and Jasmine were marketed in huge amounts and in Malappuram, the major marketed flowers were Jasmine and Hibiscus.

Banana, Plantain (Fruit), Plantain, Jackfruit, Mango and Coconut were the common fruits marketed in both districts. Cocoa was marketed in Idukki district only.

Medicinal plants like Kasthuripasupar and Khas-Kjhas were marketed in both districts. Lemon grass, Khas –Khas and Sweat flag were marketed in Idukki only. Spices like Arecanut, Ginger, Pepper, Turmeric and Tamarind were marketed in both districts. But Nutmeg and Cardamom were marketed in Idukki only in Idukki.

Rubber was the only plantation crop marketed in both districts. Tea and Coffee were the other plantation crops marketed in Idukki.

### **Marketed Crops (Local)** **Vegetables**

#### **Amaranthus**

A quantity of 193091 and 562752 kg of Amaranthus were marketed in Idukki and Malappuram during the period 2011-12. The average price of 1 kg of Amaranthus comes Rs.10/- in each district.

#### **Ladiesfinger**

In Idukki and Malappuram, a quantity of 42285 kg and 151663 kg were marketed during the period 2011-12. Rs.12/- is the average price for 1 kg of Ladiesfinger in each district.

#### **Chinese Potato**

A quantity of 20218 kg and 173697 kg were marketed in Idukki and Malappuram during the period 2011-12. The average price per kg is Rs.30/- in each district.

**Bitter Gourd**

In Idukki 9102299 kg and in Malappuram 182258 were marketed during the period 2011-12. The average price for 1 kg is Rs.16/- in each district.

**Snakegourd**

The price for 38108 kg of Snakegourd in Idukki is Rs.456265/- and in Malappuram the price for 459596 kg is Rs.5510465/-. The average price for 1 kg of snakegourd in Idukki and Malappuram is Rs.12/-

**Cucumber**

In Malappuram 1925416 kg and in Idukki 13670 kg were marketed during the period 2011-12. The average price in each district is Rs.8/-.

**Bottlegourd**

A quantity of 27539 kg and 473398 kg were marketed in Idukki and Malappuram during the period 2011-12. The average price for 1kg of Bottlegourd in each district is Rs.8/-.

**Pumpkin**

In Idukki 146953 kg and in Malappuram 546238 kg were Marketed during the period 2011-12. The average price for 1 kg is Rs.12/- in each district.

**Ashgourd**

The price for 59625 kg of Ashgourd in Idukki is Rs.712090/- and in Malappuram the price for 617518 kg is Rs.7441270/-. Hence the average price for 1 kg of Ashgourd in Idukki and Malappuram is Rs.12/- .

**Brinjal**

In Idukki 179555 kg and in Malappuram 290242 kg of Brinjal were marketed during the period 2011-12. The average price for 1 kg is Rs.15/- in each district.

**Green Chilly**

A quantity of 219415 kg and 47141 kg were marketed in Idukki and Malappuram during the period 2011-12. The average price for 1kg of Green Chilly is Rs.25/- in each district.

**Tomato**

In Idukki 39634 kg and in Malappuram 4838 kg of Tomato were marketed during the period 2011-12. The average price for 1 kg is Rs.8/-

**Cabbage**

In Idukki and Malappuram a quantity of 7690536 kg and 3683 kg of Cabbage were marketed in Idukki and Malappuram during the period 2011-12. The average price for 1kg of cabbage is Rs.5/-.

**Cauliflower**

A quantity of 87386 kg and 5444 kg were marketed in Idukki and Malappuram during the period 2011-12. The average price for 1kg of cauliflower is Rs.10/-

**Carrot**

The price for 10508880 kg of carrot in Idukki during the period 2011-12 is 73825370. Hence the average price for 1 kg of Carrot is Rs.7/-

**Beetroot**

A quantity of 409513 kg was marketed in Idukki during the period 2011-12. The average price for 1kg of Beetroot is Rs.8/-

**Potato**

The price for 3868563 kg of potato in Idukki during 2011-12 is 30949890. Hence the average price for 1 kg is Rs.8/-

**Lalabean**

During the period 2011-12 in Idukki and Malappuram 242134 kg and 15453 kg of Lalabean were marketed. The average price in each district is Rs.15/-

**Swordbean**

A quantity of 2848198 kg and 327261 kg were marketed in Idukki and Malappuram during the period 2011-12. The average price for 1kg is Rs.20/-

**Amara (IndianBean)**

During the period 2011-12 in Idukki and Malappuram a quantity of 47131 kg and 1750 kg were marketed. The average price is Rs.20 /- and Rs.19/- in Idukki and Malappuram respectively.

**Wingedbean**

In Idukki 126590 kg and in Malappuram 620 kg of Wingedbean were marketed during the period 2011-12. The average price is Rs.15/- and Rs.16/- in Idukki and Malappuram respectively.

**Clovebean**

The price for 8227 kg of clovebean is Rs.82095/- in Idukki during the period 2011-12. Hence the average Price is Rs.10/-



### **Littlegourd**

A quantity of 38278 kg and 57171 kg were marketed in Idukki and Malappuram during the period 2011-12. The average price is Rs.15 /-

### **Ridgegourd**

A quantity of 68184 kg and 780 kg were marketed in Idukki and Malappuram during the period 2011-12. The average price is Rs.10/-

### **Drumstick**

In Idukki and Malappuram a quantity of 6781959 kg and 1472650 kg were marketed in Idukki and Malappuram during the period 2011-12. The average price is Rs.20/-

### **Chikumaneese**

A quantity of 75 kg was marketed in Idukki during the period 2011-12. The average price is Rs.23/-

### **Curryleaf**

The price for 434623 kg of curryleaf is Rs.4422880/- in Idukki and for 74807 kg is Rs.746835/- in Malappuram during the period 2011-12. The average price is Rs.10/-

### **Yard long Beans**

In Idukki 7331666 kg and in Malappuram 5689414 kg was marketed during the period 2011-12. The average price is Rs.20/-

### **Beans**

A quantity of 2209790 kg was marketed during the period 2011-12. The average price is Rs.18/-

## **Flowers**

### **Jasmine**

In Idukki 28537 and in Malappuram 38377 kg marketed during 2011-12. The average price is Rs.100 /- and Rs.99 /- in each district.

### **Orange Crysanthimum**

A quantity of 20 kg was marketed in Idukki during 2011-12. The average price is Rs.1/-

### **Helichonia**

The price for 1500 kg of Helichonia in Idukki was Rs.7530/- during 2011-12. Hence the average price is Rs.5/-

### **Yellow Crysanthimum**

The price for 26 kg of Yellow Crysanthimum in Idukki was Rs.1645/- during 2011-12. Hence the average price is Rs.63/-

### **Hibiscus**

In Idukki 17801 and in Malappuram 40399 kg was marketed during 2011-12. The average price is Rs.20/- in each district.

### **Rose**

The price for 43784 kg in Idukki and 4323 kg in Malappuram during 2011-12 was Rs.4375040/- and Rs.429065/- respectively. Hence the average price is Rs.100/- and Rs.99/- in Idukki and Malappuram respectively.

### **Euphorbia**

A quantity of 1 kg was marketed in Idukki during 2011-12. The average price is Rs.870/-

## **FRUITS**

### **Banana**

In Idukki 27881697 kg and in Malappuram 70982035 kg was marketed during 2011-12. The average price is Rs.35/- in each district.

### **Plantain (Fruit)**

In Idukki 13617978 kg and in Malappuram 2788621 kg was marketed during 2011-12. The average price is Rs.15/- in each district.

### **Plantain**

A quantity of 13614513 kg and 5740513 kg were marketed during 2011-12 in Idukki and Malappuram respectively. The average price is Rs.15/- in each district.

### **Guava**

In Idukki 182899 kg and in Malappuram 59019 kg was marketed during 2011-12. The average price is Rs.20/- in each district.

### **Gooseberry**

A quantity of 605427 kg and 33350 kg were marketed during 2011-12 in Idukki and Malappuram respectively. The average price is Rs.10/- in each district.

**Jackfruit**

The price for 27391320 nos in Idukki and 14035820 nos in Malappuram was Rs.273283015/- and Rs.140051875/- respectively during 2011-12. Hence the average price is Rs.10/-

**Orange**

In Idukki 441399 kg was marketed during 2011-12. The average price is Rs.20/- in each district.

**Mango**

In Idukki 63128590 kg and in Malappuram 27470496 kg were marketed during 2011-12. The average price is Rs.15/- in each district.

**Pappaya**

A quantity of 2154484 kg and 3149299 kg were marketed in Idukki and Malappuram respectively during 2011-12. The average price is Rs.4/- in each district.

**Pineapple**

A quantity of 4150887 kg and 1271975 kg were marketed in Idukki and Malappuram respectively during 2011-12. The average price is Rs.30/- in each district.

**Sapotta**

The price for 753867 kg in Idukki and 21193 kg in Malappuram was Rs.22847015 and Rs.635295 respectively. The average price is Rs.30/- in each district.

**West Indian Cherry**

The price for 80397 kg in Idukki and 2780 kg in Malappuram was Rs.16071620/- and Rs.552760/- respectively during 2011-12. The average price is Rs.200/- and Rs.199/- in Idukki and Malappuram respectively.

**Cashewnut**

In Idukki a quantity of 1973632 kg and in Malappuram 978260 kg were marketed during 2011-12. The average price is Rs.60/- in each district.

**Cocoa**

In Idukki 45782004 kg and in Malappuram 45773 kg was marketed during 2011-12. The average price is Rs.10/- in each district.



**Coconut**

In Idukki 40172670 and in Malappuram 769126430 Nos were marketed during 2011-12. The average price is Rs.5/- in each district.

**Passion Fruit**

In Idukki a quantity of 227261 and in Malappuram 5240 kg were marketed during 2011-12. The average price is Rs.5/- in each district.

**Mulberry**

In Idukki a quantity of 9 kg was marketed during 2011-12. The average price is Rs.4/-

**Eggfruit**

In Idukki 207 kg was marketed during 2011-12. The average price is Rs.15/-

**Rose Apple**

The price for 21731 kg was Rs.68630/- in Idukki during 2011-12. Hence average price is Rs.30/-

**Strawberry**

A quantity of 9716 kg was marketed during 2011-12 in Idukki. The average price is Rs.70/-

**Rambuttan**

The price for 23 kg was Rs.1820/- in Idukki during 2011-12. Hence average price is Rs.79/-

**Pomegranate**

The price for 4010 kg was Rs.60250/- in Idukki during 2011-12. Hence the average price is Rs.15/-

**Apple**

The price for 21731 kg was Rs.428460/- in Idukki during 2011-12. Hence the average price is Rs.20/-

**Marathakkali**

A quantity of 18 kg was marketed during 2011-12 in Idukki. The average price is Rs.14/-

**Plums**

A quantity of 433602 kg was marketed during 2011-12 in Idukki. The average price is Rs.20/-

**Lemon Small**

A quantity of 452001 kg was marketed during 2011-12 in Idukki. The average price is Rs.35/-

**Other Fruits**

In Idukki 114556 kg was marketed during 2011-12 . The average price is Rs.15/-

**MEDICINAL PLANTS**

**Eucaliptus**

A quantity of 24 kg was marketed during 2011-12 in Idukki. The average price is Rs.363/-

**Kachura**

In Idukki 4162 kg and in Malappuram 1217 kg were marketed during 2011-12. The average price is Rs.1010/- and Rs.1019/- in Idukki and Malappuram respectively.

**Khas-Khas**

In Idukki 2301 kg and in Malappuram 890788 kg was marketed during 2011-12. The average price is Rs.10/- in each district.

**Chenganeerkizhangu**

A quantity of 10 kg was marketed during 2011-12 in Idukki. The average price is Rs.122/-

**Kasthuripasupar**

In Idukki 15600 kg and in Malappuram 24661 kg were marketed during 2011-12. The average price is Rs.60/- in Idukki and Rs.59/- in Malappuram.

**Sweetflag**

A quantity of 4735 kg and 185 kg were marketed in Idukki and Malappuram respectively during 2011-12. The average price is Rs.298/- and Rs.287/- in Idukki and Malappuram respectively.

**Malabarnut**

In Idukki 12 kg was marketed during 2011-12. The average price is Rs.153/-

**Indianaloe**

In Idukki 60 kg was marketed during 2011-12. The average price is Rs.2/-

**Chiretta Plant**

A quantity of 264 kg was marketed during 2011-12 in Idukki. The average price is Rs.565/-

**Cowitch**

In Idukki 10 kg was marketed during 2011-12. The average price is Rs.111/-

**Holibasil**

A quantity of 24 kg was marketed during 2011-12 in Idukki. The average price is Rs.5/-

**Moovila**

A quantity of 1 kg was marketed during 2011-12 in Idukki. The average price is Rs.5/-

**Badinjan**

A quantity of 40 kg was marketed during 2011-12 in Idukki. The average price is Rs.44/-

**SPICES**

**Arecanut**

The price for 9924130 kg in Idukki and 22550255 kg in Malappuram was Rs.396841750/- and Rs.901288640/- in Idukki and Malappuram respectively.

**Betelleaf**

In Idukki 32504 kg and in Malappuram 10068 kg were marketed during 2011-12. The average price is Rs.119/- in Idukki and Rs.120/- in Malappuram.

**Cinamon**

In Idukki 13147 kg and in Malappuram 3219 kg were marketed during 2011-12. The average price is Rs.298/- in Idukki and Rs.297/- in Malappuram.

**Clove**

A quantity of 958609 kg and 272 kg were marketed in Idukki and Malappuram respectively during 2011-12. The average price is Rs.694/- and Rs.690/- in Idukki and Malappuram respectively.

**Vanila**

During 2011-12 in Idukki 51870 kg and in Malappuram 458 kg were marketed. The average price is Rs.50/- in Idukki and Rs.52/- in Malappuram.



**Ginger**

In Idukki during 2011-12 4108286 kg and in Malappuram 268001 kg were marketed. The average price is Rs.55/- in each district.

**Nutmeg**

In Idukki during 2011-12, 5716141 kg and in Malappuram 71945 kg were marketed. The average price is Rs.302/- in Idukki and Rs.299/- in Malappuram.

**Pepper**

In Idukki 66678425 kg and in Malappuram 353104 kg marketed. The average price is Rs.20/- in Idukki and Rs.200/- in Malappuram.

**Turmeric**

A quantity of 1064569 kg and 1623901 kg were marketed in Idukki and Malappuram respectively during 2011-12. The average price is Rs.30/- in each district.

**Tamarind**

A quantity of 770705 kg in Idukki and 1043062 kg in Malappuram were marketed during 2011-12. The average price is Rs.20/- in each district.

**Cardamom**

In Idukki 29690694 kg were marketed during 2011-12. The average price is Rs.50/-

**Garlic**

In Idukki 99955 kg was marketed during 2011-12. The average price is Rs.70/-

**PLANTATION CROPS**

**Tea**

In Idukki during 2011-12 44608065 kg was marketed. The average price is Rs.10/-

**Coffee**

In Idukki 36017008 kg and in Malappuram 91290 kg was marketed during 2011-12. The average price is Rs.80/- in Idukki and Rs.78/- in Malappuram.

**Rubber**

In Idukki 10505601 kg and in Malappuram 121590363 kg was marketed during 2011-12. The average price is Rs.150/- in Idukki and Rs.150/- in Malappuram.

### **Grantees**

A quantity of 434 kg was marketed during 2011-12 in Idukki. The average price is Rs.175/-

### **Other Plantation Crops**

In Idukki 196700 kg was marketed during 2011-12. The average price is Rs.28/-

## **MARKETED CROPS(EXPORT)**

The major vegetables exported from Idukki were Cabbage, Carrot, Beetroot, Potato, Beans and Greenpeas and among the flowers, Anthurium was exported in huge quantities. Fruits like Banana, Plantain (Fruit), Cashewnut, Cocoa, Coconut and Other fruits were exported from Idukki. Medicinal plants like Lemon grass and Forest snake gourd were exported from Idukki. Among the Spices, Arecanut, Pepper, Cardamom and Garlic were exported from Idukki only. Plantation crops like Tea, Coffee, Rubber, Grantees and other plantation crops were exported from Idukki. It can be seen from the Census that the marketed crops were not exported in Malappuram.

The detailed description of Marketed crops (Local & Export) is given below.

## **VEGETABLES**

### **Amaranthus**

A quantity of 2002 kg was marketed during the period 2011-12. The average price is Rs.10/-

### **Chinese Potato**

In Idukki 2040 kg was marketed during the period 2011-12. The average price is Rs.30/-

### **Green Chilly**

In Idukki 2018 kg was marketed during the period 2011-12. The average price is Rs.25/-

### **Tomato**

The price for 343 kg of tomato is Rs.2630/- in Idukki during the period 2011-12. Hence the average price is Rs.8/-

**Cabbage**

A quantity of 20870584 kg was marketed during the period 2011-12 in Idukki. The average price is Rs.5/-

**Cauliflower**

A quantity of 19607 kg was marketed during the period 2011-12 in Idukki. The average price is Rs.10/-

**Carrot**

The price for 17874217 kg was Rs.125135000 in Idukki during the period 2011-12. Hence the average price is Rs.7/-

**Beetroot**

A quantity of 194802 kg was marketed during the period 2011-12 in Idukki. The average price is Rs.8/-

**Potato**

The price for 17236365 kg was Rs.137858845 in Idukki during the period 2011-12. Hence the average price is Rs.8/-

**Amara**

The price for 3600 kg was Rs.73560/- in Idukki during the period 2011-12. Hence the average price is Rs.20/-

**YardLong Beans**

A quantity of 2400 kg was marketed during the period 2011-12 in Idukki. The average price is Rs.20/-

**Beans**

A quantity of 4197389 kg was marketed during the period 2011-12 in Idukki. The average price is Rs.15/-

**FLOWERS**

**Rose**

In Idukki 300 kg was marketed during 2011-12. The average price is Rs.106/-

**FRUITS**

**Banana**

A quantity of 2945909 kg was marketed during 2011-12 in Idukki. The average price is Rs.35/-



**Plantain (Fruit)**

A quantity of 262112 kg was marketed during 2011-12 in Idukki. The average price is Rs.15/-

**Plantain**

In Idukki 8705 kg was marketed during 2011-12 . The average price is Rs.15/-

**Guava**

In Idukki 100 kg was marketed during 2011-12. The average price is Rs.19/-

**Gooseberry**

In Idukki 1850 kg was marketed during 2011-12. The average price is Rs.10/-

**Jackfruit**

In Idukki 5490 Nos were marketed during 2011-12. The average price is Rs.10/-

**Orange**

A quantity of 16896 kg was marketed during 2011-12 in Idukki. The average price is Rs.20/-

**Mango**

In Idukki 126710 kg was marketed during 2011-12. The average price is Rs.14/-

**Pineapple**

A quantity of 172547 kg was marketed during 2011-12 in Idukki. The average price is Rs.30/-

**Cashewnut**

A quantity of 548489 kg was marketed during 2011-12 in Idukki. The average price is Rs.60/-

**Cocoa**

In Idukki 6497003 kg was marketed during 2011-12. The average price is Rs.10/-

**Coconut**

A quantity of 154740 Nos. was marketed during 2011-12 in Idukki. The average price is Rs.5/-

**Passion Fruit**

In Idukki 571 kg was marketed during 2011-12. The average price is Rs.5/-

**Strawberry**

In Idukki 2323 kg was marketed during 2011-12. The average price is Rs.69/-

**Marathakkali**

In Idukki 159 kg was marketed during 2011-12. The average price is Rs.16/-

**Lemon Small**

In Idukki 580 kg was marketed during 2011-12. The average price is Rs.35/-

**Other Fruits**

A quantity of 840634 kg was marketed during 2011-12 in Idukki. The average price is Rs.20/-

**MEDICINAL PLANTS**

**Forest Snake Gourd**

In Idukki 90994 kg was marketed during 2011-12. The average price is Rs.7/-

**SPICES**

**Arecanut**

In Idukki 1225345 kg was marketed during 2011-12. The average price is Rs.40/-

**Betelleaf**

A quantity of 490 kg was marketed during 2011-12 in Idukki. The average price is Rs.122/-

**Cinamon**

During 2011-12 in Idukki 4 kg was marketed. The average price is Rs.310/-

**Clove**

During 2011-12 a quantity of 4392 kg was marketed. The average price is Rs.698/-

**Vanila**

In Idukki 184 kg was marketed during 2011-12. The average price is Rs.698/-

**Ginger**

The price for 4827 kg was Rs.263405/- in Idukki during 2011-12. Hence the average price is Rs.55/-

**Nutmeg**

A quantity of 17077 kg was marketed during 2011-12 in Idukki. The average price is Rs.285/-

**Pepper**

During 2011-12 in Idukki 2260064 kg was marketed. The average price is Rs.199/-

**Turmeric**

In Idukki during 2011-12 439 kg was marketed. The average price is Rs.29/-

**Tamarind**

A quantity of 1246 kg was marketed during 2011-12 in Idukki. The average price is Rs.20/-

**Cardamom**

In Idukki 154816 kg was marketed during 2011-12. The average price is Rs.495/-

**Garlic**

In Idukki during 2011-12 858871 kg was marketed during 2011-12. The average price is Rs.70/-

**PLANTATION CROPS**

**Tea**

The price for 106060 kg was Rs.1067390/- in Idukki during 2011-12. Hence the average price is Rs.10/-

**Coffee**

In Idukki 125627 kg was marketed during 2011-12. The average price is Rs.80/-

**Rubber**

In Idukki 141360 kg was marketed during 2011-12. The average price is Rs.148/-

**Grantees**

A quantity of 73870 kg was marketed during 2011-12 in Idukki. The average price is Rs.978/-

**Other Plantation Crops**

During 2011-12 in Idukki 338700 kg was marketed. The average price is Rs.32/-



**Table-1(1)**  
**Districtwise Area according to Possession and Irrigation for Horticulture Crops**

District	Area under Possession					Net Area under Cultivation			Irrigated Area
	Own	Land leased in	Others	Leased out	Total	Wet	Dry	Total	
Idukki	191994.86	933.51	616.7	359.98	193185.09	2600.73	88956.23	91556.96	13044.87
Malappuram	236530.98	3459.52	332.38	1128.17	239194.71	23923.63	96553.33	120476.96	21213.67

**Table-1(2)**  
**Blockwise Area according to Possession and Irrigation for Horticulture Crops**

District	Block	Area under Possession					Net Area under Cultivation			Irrigated Area
		Own	Land leased in	Others	Leased out	Total	Wet	Dry	Total	
Idukki	Adimali	25508.77	92.28	33.95	31.53	25603.47	283.79	11854.05	12137.84	2084.52
	Devikulam	22108.36	404.73	366.38	123.73	22755.74	471.41	10306.6	10778.01	3099.51
	Nedumkandam	28408.46	66.54	8.38	30.42	28452.96	206.87	13278.39	13485.26	2773.89
	Elamdesom	15053.78	74.79	2.43	25.39	15105.61	580.58	6580.72	7161.3	500.2
	Idukki	19830.27	41.11	31.08	4.3	19898.16	64.61	9365.35	9429.96	1093.65
	Kattappana	27354.3	107.43	14.33	98.31	27377.75	377.81	12597.13	12974.94	2577.49
	Thodupuzha	11100.42	79.52	3.26	22.39	11160.81	360.66	4928.86	5289.52	355.17
	Azhutha	39879.32	62.66	156.85	12.24	40086.59	101.22	18899.29	19000.51	470.41
	Thodupuzha(M)	2751.18	4.45	0.04	11.67	2744	153.78	1145.84	1299.62	90.03
	<b>District Total</b>	<b>191994.86</b>	<b>933.51</b>	<b>616.7</b>	<b>359.98</b>	<b>193185.09</b>	<b>2600.73</b>	<b>88956.23</b>	<b>91556.96</b>	<b>13044.87</b>
Malappuram	Nilambur	15691.5	142.9	7	48.71	15792.69	821.31	7127.55	7948.86	1511.47

	Wandoor	23959	302.61	38.82	82.32	24218.11	2026.87	10150.93	12177.8	1067.6
	Kalikav	21532.89	165.66	34.26	47.4	21685.41	1758.83	9154.33	10913.16	1346.77
	Perinthalmanna	23447.82	257.05	13.82	120.14	23598.55	2515.03	9368.83	11883.86	1656.52
	Mankada	12951.35	200.17	3.82	149.44	13005.9	1414.06	5139.62	6553.68	1258.49
	Malappuram	12869.76	237.32	5.24	55.31	13057.01	830.76	5744.62	6575.38	1216.32
	Arikkode	20979	372.45	59.49	85.92	21325.02	1141.43	9591.72	10733.15	1659.87
	Kondotty	15134.6	434.5	22.52	96.45	15495.17	1016.94	6788.45	7805.39	1381.19
	Thirurangadi	12064.44	291.89	15.86	98.05	12274.14	1640.57	4546.83	6187.4	1185.57
	Thanur	9211.47	202.87	24.46	9.99	9428.81	1361.56	3396.6	4758.16	1160.35
	Tirur	9028.88	57.1	8.6	8.5	9086.08	1901.94	2685.17	4587.11	1190.3
	Kuttiapuram	15325.03	283.01	43.88	31.97	15619.95	1693.52	6166	7859.52	1372.23
	Vengara	10243.21	227.16	16.78	68.06	10419.09	830.95	4419.23	5250.18	973.28
	Ponnani	7551.89	33.14	1.97	32.25	7554.75	1652.35	2156.05	3808.4	1302.29
	Perumpadappu	7882.69	43.29	8.11	116.26	7817.83	1474.52	2465.63	3940.15	1679.67
	Malappuram (M)	2811.07	29.15	6.88	14.15	2832.95	147.67	1282.05	1429.72	129.05
	Tirur (M)	1457.99	14.92	0.71	1.13	1472.49	259.09	490.02	749.11	87.49
	Manjeri (M)	4654.35	27.29	0.46	5.21	4676.89	408.55	1952.91	2361.46	168.6
	Ponnani (M)	2051.59	2.82	2.18	5.98	2050.61	390.44	645.6	1036.04	332.97
	Perinthalmanna (M)	2954.91	91.54	0.24	39.43	3007.26	353.95	1157.95	1511.9	309.68
	Kottakkal(M)	1755.11	32.5	16.43	9.29	1794.75	132.01	772.09	904.1	101.91
	Nilambur(M)	2972.43	10.18	0.85	2.21	2981.25	151.28	1351.15	1502.43	122.05
	<b>District Total</b>	<b>236530.98</b>	<b>3459.52</b>	<b>332.38</b>	<b>1128.17</b>	<b>239194.71</b>	<b>23923.83</b>	<b>96553.33</b>	<b>120476.96</b>	<b>21213.67</b>

Table - 2(1)

District wise Assistance Received, Use of Fertiliser, Pesticides and Subsidy for Horticulture Crops

District	Assistance received from Govt.(Agricultural Dept.) (Nos)	Type of Assistance from Agricultural Dept. (%)			Fertilisers used (Nos)	If fertiliser used (%)				Pesticides used (Nos)	Subsidy Received (Nos)	Type of subsidy received (%)		
		Financial	Technical	Both		Chemical	Organic	Green Mannure	Others			Seed	Fertiliser	Pesticides
Idukki	28924	49.72	28.68	21.59	172370	63.95	80.06	20.48	8.24	79311	23637	71.52	58.02	12.67
Malappuram	42244	42.2	42.42	15.38	385033	31.12	53.67	55.83	26.68	38855	49065	54.54	62.45	10.22

Table - 2(2)

Block wise Assistance Received, Use of Fertiliser, Pesticides and Subsidy for Horticulture Crops

District	Block	Assistance received from Govt. (Agricultural Dept.) (Nos)	Type of Assistance from Agricultural Dept. (%)			Fertilisers used (Nos)	If fertiliser used (%)				Pesticides used (Nos)	Subsidy Received (Nos)	Type of subsidy received (%)		
			Financial	Technical	Both		Chemical	Organic	Green Mannure	Others			Seed	Fertiliser	Pesticides
Idukki	Adimali	3844	45.99	37.1	16.91	20030	48.56	88.36	19.44	4.9	6939	2496	51.76	65.83	7.09
	Devikulam	6058	66.44	12.13	21.43	22112	77.9	78.83	13.4	9.68	15511	6368	92.31	68.62	13.82
	Nedumkandam	2848	35.78	45.22	19	29842	86.26	86.62	31.94	23.06	22479	2459	63.93	47.74	17.08
	Elamdesom	1180	44.41	27.37	28.22	18528	61.38	71.18	9.91	1.84	2326	1335	69.74	62.32	14.76
	Idukki	5440	49.39	16.49	34.12	18265	57.71	78.58	28.37	2.12	6486	4371	57.97	63.03	14
	Kattappana	6416	29.22	52.68	18.1	27361	79.74	80.73	19.99	4.52	18387	3628	62.6	53.14	11.3
	Thodupuzha	1766	75.99	10.31	13.7	14841	42.61	74.13	13.15	7.23	1139	954	73.58	62.89	10.48
	Azhutha	1187	83.49	5.05	11.46	12082	48.98	66.53	23.97	8.96	4742	1886	84.57	18.08	5.2
	<b>Block Total</b>	<b>28739</b>				<b>163061</b>					<b>78009</b>	<b>23497</b>			
	Thodupuzha(M)	185	81.62	2.7	15.68	9309	16.82	89.69	16.93	0.75	1302	140	92.86	51.43	71.43
<b>District Total</b>	<b>28924</b>				<b>172370</b>					<b>79311</b>	<b>23637</b>				
Malappuram	Nilambur	1536	50.33	42.19	7.49	32151	71.42	34.72	63.49	51.04	8198	3104	43.78	70.97	3.19



Wandoor	3159	31.85	31.02	37.13	21497	67.13	43.21	41.72	13.43	6206	6850	78.25	31.14	12.1
Kalikav	3355	47.21	21.88	30.91	24697	52.46	61.21	32.15	17.36	2934	3985	35.43	76.09	24.79
Perinthalmanna	2422	46.57	34.39	19.03	33770	29.12	47.91	67.4	29.89	3354	2961	56.53	56.7	10.13
Mankada	2003	65.7	9.39	24.91	21483	31.63	70.11	78.07	11.63	3034	1792	59.1	58.54	31.25
Malappuram	4320	6.99	86.62	6.39	19031	27.05	53.44	58.05	25.08	1791	2143	34.76	83.85	4.81
Arikkode	4897	33.63	59.96	6.41	31055	38.01	58.63	47.68	24.03	3436	6701	53.65	67.33	7.61
Kondotty	1920	41.77	27.45	30.78	35637	10.62	37.66	65.8	41.04	1414	1722	55.23	57.61	14.81
Thirurangadi	2099	50.31	38.92	10.77	28316	17.23	61.71	60.31	13.19	830	1766	24.07	87.49	7.42
Thanur	1825	48.22	36.6	15.18	18665	28.51	59.16	46.66	30.11	652	2654	37.42	85.68	3.65
Tirur	1964	66.34	25.66	7.99	27110	15.54	48.02	49.02	46.5	395	2701	49.8	69.57	3.15
Kuttippuram	1465	30.99	56.45	12.56	18700	14.98	75.65	62.11	23.9	767	2458	53.09	62.69	7.4
Vengara	3215	28.65	64.63	6.72	20478	19.6	62.54	53.4	29.75	1415	2926	62.13	72.04	6.46
Ponnani	3118	49.52	41.08	9.4	13670	15.94	56.46	69.66	7.26	756	2341	75.65	45.75	6.24
Perumpadappu	2273	74.84	9.77	15.4	9163	30.95	65.08	41.46	3.58	1488	3100	71.68	48.61	7.71
<b>Block Total</b>	<b>39571</b>				<b>355423</b>					<b>36670</b>	<b>47204</b>			
Malappuram (M)	241	1.66	85.06	13.28	4687	35.5	48.43	43.57	10.54	189	210	10.48	97.62	1.9
Tirur (M)	95	17.89	67.37	14.74	4070	2.87	65.23	31.23	30.27	43	85	16.47	98.82	8.24
Manjeri (M)	124	73.39	13.71	12.9	7852	16.94	62.43	52.48	15.86	736	313	11.82	97.44	7.35
Ponnani (M)	328	79.27	0.91	19.82	1585	30.73	37.6	21.01	34.89	41	220	87.73	30.91	5.45
Perinthalmanna (M)	512	70.12	0.2	29.69	3308	35.91	27.57	90.87	9.34	649	182	99.45	48.9	22.53
Kottakkal(M)	827	25.63	71.1	3.26	5269	7.78	51.34	53.12	23.06	293	506	31.82	79.64	4.94
Nilambur(M)	546	85.16	10.81	4.03	2839	23.46	63.9	10.07	28.46	234	345	34.2	48.12	54.78
<b>Municipality Total</b>	<b>2673</b>				<b>29610</b>					<b>2185</b>	<b>1861</b>			
<b>District Total</b>	<b>42244</b>				<b>385033</b>					<b>38855</b>	<b>49065</b>			

**Table-3 (1a)**  
**District wise Area under seasonal crops (Area in Hect) - Autumn**

District	Amaranthus		LadiesFinger		Chinesepotato		Bitterguard		snakeguard		Cucumber		Bottleguard		Pumkin		Ashguard		Brinjal	
	HY	L	HY	L	HY	L	HY	L	HY	L	HY	L	HY	L	HY	L	HY	L	HY	L
Idukki	8.15	27.6	3.3	9.22	0.9	3.52	106.3	179.1	4.08	9.74	1.78	5.73	0.43	3.24	5.26	33.34	2.72	16.2	6.73	18.6
Malappuram	7.98	34.3	6.05	24	2.27	8.86	6.62	31.44	5.01	16.75	26.34	63.78	6.4	24.55	12.58	88.47	10.21	53.76	3.99	12.87

District	Greenchilli		Tomato		Cabbage		Cauliflower		Carrot		Beetroot		Potato		Lablabean		Swordbean		Amara	
	HY	L	HY	L	HY	L	HY	L	HY	L	HY	L	HY	L	HY	L	HY	L	HY	L
Idukki	10.36	22.6	1.84	6.62	54.88	79.12	0.9	4.05	372.2	446	5.32	13.43	721.3	143.9	0.47	4.22	19.3	27.23	0.11	0.44
Malappuram	1.32	12.05	0.65	2.42	0.29	0.27	0.71	0.29	0	0	0	0	0	0	0.76	5.72	22.7	62	0.04	0.13

District	Wingedbean		Clovebean		Littlegourd		Ridgegourd		Wingedgourd		Drumstick		Chikkumaneese		Curryleaf		Yardlongbeans		Beans	
	HY	L	HY	L	HY	L	HY	L	HY	L	HY	L	HY	L	HY	L	HY	L	HY	L
Idukki	0.26	3.36	0.24	1.51	3.88	27.4	0.11	1.38	0.09	0.61	23.83	163.2	0.73	11	13.34	102.3	31.35	235.14	157.8	154.9
Malappuram	0.51	4.44	0.11	0.9	3.21	15.16	0.12	1.84	0.02	1.38	50.26	591.5	1.27	13.31	18.84	255.9	67.14	228.22	0	0

District	Greenpeas		Breadfruit		Othervegetables	
	HY	L	HY	L	HY	L
Idukki	1.12	0.33	0.81	0.31	1.87	222.1
Malappuram	0	0	0	0	0	0

Table-3 (2a)

District wise Area under seasonal crops (Area in Hect) - Winter

District	Amaranthus		LadiesFinger		Chinesepotato		Bitterguard		snakeguard		Cucumber		Bottleguard		Pumkin		Ashguard		Brinjal	
	HY	L	HY	L	HY	L	HY	L	HY	L	HY	L	HY	L	HY	L	HY	L	HY	L
Idukki	3.46	14.53	1.3	4.76	0.98	3.16	33.39	97.38	1.86	5.87	0.71	2.95	0.97	1.66	2.6	21.05	3.48	10.31	2.6	12.78
Malappuram	8	26.52	3.9	16.04	1.18	15.42	7.92	27.72	4.73	18.87	16.53	50.73	5.69	25.56	10.62	71.69	6.39	36.68	4.38	11.02

District	Greenchilli		Tomato		Cabbage		Cauliflower		Carrot		Beetroot		Potato		Lablabean		Swordbean		Amara	
	HY	L	HY	L	HY	L	HY	L	HY	L	HY	L	HY	L	HY	L	HY	L	HY	L
Idukki	3.56	14.79	0.88	5.07	247.9	21	1.26	1.79	691	295.9	10.5	6.62	9.33	82.38	0.46	1.7	10.2	22.16	0.08	0.27
Malappuram	1.28	11.9	0.95	3	0.37	0.45	0.47	0.23	0	0	0	0	0	0	1.22	6.25	26.9	83.71	0.04	0.11

District	Wingedbean		Clovebean		Littlegourd		Ridgegourd		Wingedgourd		Drumstick		Chikkumanese		Curryleaf		Yardlongbeans		Beans	
	HY	L	HY	L	HY	L	HY	L	HY	L	HY	L	HY	L	HY	L	HY	L	HY	L
Idukki	0.29	1.47	0.14	0.97	3.5	25.5	0.13	1.22	0.04	0.8	24.65	170.4	0.48	11.72	11.16	91.27	36.64	143.5	303.3	135.3
Malappuram	0.63	3.7	0.14	0.8	3.22	15.45	0.2	1.61	0.15	0.82	52.55	704.1	1.28	13.64	19.3	296.4	78.97	211.57	0	0

District	Greenpeas		Breadfruit		Othervegetables	
	HY	L	HY	L	HY	L
Idukki	13.24	3.86	0.03	0.27	2.57	279.16
Malappuram	0	0	0	0	0	0

Table-3(3a)

District wise Area under seasonal crops (Area in Hect) - Summer

District	Amaranthus		LadiesFinger		Chinesepotato		Bitterguard		snakeguard		Cucumber		Bottleguard		Pumkin		Ashguard		Brinjal	
	HY	L	HY	L	HY	L	HY	L	HY	L	HY	L	HY	L	HY	L	HY	L	HY	L
Idukki	2.27	9.5	1.04	3.19	0.45	1.86	16.61	57.16	1.17	3.39	0.56	2.27	0.84	1.15	2.54	14.37	3.08	8.71	1.73	8.59
Malappuram	10.92	26.22	2.51	13.16	0.81	9.75	4.75	24.81	5.44	17.82	10.8	47.86	3.92	26	6.16	74.35	3.69	37.07	1.93	9.81

District	Greenchilli		Tomato		Cabbage		Cauliflower		Carrot		Beetroot		Potato		Lablabean		Swordbean		Amara	
	HY	L	HY	L	HY	L	HY	L	HY	L	HY	L	HY	L	HY	L	HY	L	HY	L
Idukki	2.76	8.48	0.46	3.12	6.89	37.06	0.33	0.37	28.45	265	12.42	0.5	14.66	45.91	0.29	0.35	1.53	23.72	0.02	0.26
Malappuram	1.03	13.05	0.47	3.59	0.06	0.19	0.2	0.39	0	0	0	0	0	0	0.85	3.9	15.32	67.38	0	0.35

District	Wingedbean		Clovebean		Littlegourd		Ridgegourd		Wingedgourd		Drumstick		Chikkumaneese		Curryleaf		Yardlongbeans		Beans	
	HY	L	HY	L	HY	L	HY	L	HY	L	HY	L	HY	L	HY	L	HY	L	HY	L
Idukki	0.12	1.48	0.05	0.82	2.8	19.54	0.14	0.98	0.04	0.78	23.22	140.7	1.59	10.05	9.91	87.99	23.96	115.82	16.57	83.96
Malappuram	0.69	3.37	0.07	0.56	2.36	13.86	0.17	1.28	0.09	0.65	57.2	925.3	1.44	13.32	17.39	323	39.48	192.26	0	0

District	Greenpeas		Breadfruit		Othervegetables	
	HY	L	HY	L	HY	L
Idukki	5.41	39.35	0.03	0.96	1.55	56.36
Malappuram	0	0	0	0	0	0



Table-3 (1b)

Block wise Area under seasonal crops (Area in Hect.) \_Autumn

District	Block	Amaranthus		LadiesFinger		Chinesepotato		Bitterguard		snakeguard		Cucumber	
		HY	L	HY	L	HY	L	HY	L	HY	L	HY	L
Idukki	Adimali	0.65	1.92	0.49	1.26	0.06	0.58	5.99	19.54	0.56	1.18	0.11	0.81
	Devikulam	0.73	5.45	0.02	1.04	0.06	0.86	0.68	11.88	0.15	0.51	0.06	0.23
	Nedumkandam	0.65	2.23	0.1	0.64	0.06	0.24	1.97	11.78	0.35	0.4	0.24	0.5
	Elamdesom	1.58	2.9	1.4	1.55	0.15	0.38	2.5	2.53	0.95	2.29	0.59	1.7
	Idukki	1.55	3.01	0.76	1.1	0.49	1.05	66.3	54.44	1.59	3.2	0.4	0.83
	Kattappana	1.16	3.33	0.23	1.33	0.03	0.18	25.04	47.72	0.32	1.23	0.19	0.93
	Thodupuzha	0.29	2.49	0.2	1.55	0.03	0.15	0.34	2.29	0.09	0.33	0.12	0.45
	Azhutha	1.43	6.1	0.08	0.61	0.02	0.06	3.36	28.34	0.05	0.52	0.04	0.18
	<b>Block Total</b>	<b>8.04</b>	<b>27.43</b>	<b>3.28</b>	<b>9.08</b>	<b>0.9</b>	<b>3.5</b>	<b>106.18</b>	<b>178.52</b>	<b>4.06</b>	<b>9.66</b>	<b>1.75</b>	<b>5.63</b>
	Thodupuzha(M)	0.11	0.17	0.02	0.14	0	0.02	0.08	0.54	0.02	0.08	0.03	0.1
<b>District Total</b>	<b>8.15</b>	<b>27.6</b>	<b>3.3</b>	<b>9.22</b>	<b>0.9</b>	<b>3.52</b>	<b>106.26</b>	<b>179.06</b>	<b>4.08</b>	<b>9.74</b>	<b>1.78</b>	<b>5.73</b>	
Malappuram	Nilambur	0.38	1.08	0.19	0.53	0.03	0.27	1.22	1.58	0.15	0.7	0.65	0.95
	Wandoor	0.48	3.04	0.32	1.98	0.02	0.18	1.63	5.47	0.47	1.07	14.62	25.27
	Kalikav	0.45	1.76	0.53	1.34	0.02	0.24	0.5	2.26	0.17	0.7	0.55	2.13
	Perinthalmanna	2.22	4.16	1.57	5.19	0.65	1.77	0.83	5.57	0.59	1.47	3.24	8.93
	Mankada	0.5	1.88	1.2	1.88	0.33	1.63	0.4	1.46	0.61	1.1	1.48	4.15
	Malappuram	1.98	7.78	0.4	2.68	1.06	0.12	0.5	2.82	0.83	3.13	1.04	4.71
	Arikkode	0.36	2.94	0.35	1.21	0	0.59	0.57	3.77	0.27	1.57	0.46	4.31
	Kondotty	0.22	2.4	0.15	3.28	0	0.64	0.04	1.59	0.02	0.56	1.3	2.79
	Thirurangadi	0.23	1.51	0.03	0.38	0.01	0.03	0.23	0.69	0.12	0.29	0.12	2.4

Thanur	0.01	0.21	0.02	0.14	0	0.03	0.04	0.49	0.05	0.34	0.04	0.4
Tirur	0	0.11	0	0.14	0	0.05	0.01	0.27	0	0.13	0	0.22
Kuttippuram	0.13	1.86	0.04	1.05	0.12	2.72	0.06	1.56	0.03	1	0.02	0.9
Vengara	0.12	0.28	0.14	0.53	0.01	0.16	0.04	0.44	0.02	0.21	0.08	0.7
Ponnani	0.13	0.84	0.22	0.36	0	0.05	0.01	0.3	0	0.09	0	0.14
Perumpadappu	0.37	0.8	0.19	0.32	0.01	0.24	0.09	0.7	0.14	0.27	0.19	0.51
<b>Block Total</b>	<b>7.58</b>	<b>30.65</b>	<b>5.35</b>	<b>21.01</b>	<b>2.26</b>	<b>8.72</b>	<b>6.17</b>	<b>28.97</b>	<b>3.47</b>	<b>12.63</b>	<b>23.79</b>	<b>58.51</b>
Malappuram (M)	0.04	0.31	0.03	0.18	0	0	0.01	0.21	0.01	0.17	0	0.49
Tirur (M)	0.06	0.47	0.02	0.28	0.01	0.05	0.11	0.73	0.09	0.46	0.14	0.28
Manjeri (M)	0.05	1.18	0.25	1.75	0	0.01	0.05	0.6	1.41	3.28	0.7	2.81
Ponnani (M)	0.11	1.11	0.03	0.4	0	0.02	0.02	0.38	0	0.09	0.05	0.77
Perinthalmanna (M)	0.11	0.46	0.32	0.25	0	0	0.22	0.24	0.02	0.01	1.65	0.81
Kottakkal(M)	0.03	0.06	0.05	0.03	0	0	0.04	0.21	0.01	0.07	0.01	0.03
Nilambur(M)	0	0.06	0	0.1	0	0.06	0	0.1	0	0.04	0	0.08
<b>Municipality Total</b>	<b>0.4</b>	<b>3.65</b>	<b>0.7</b>	<b>2.99</b>	<b>0.01</b>	<b>0.14</b>	<b>0.45</b>	<b>2.47</b>	<b>1.54</b>	<b>4.12</b>	<b>2.55</b>	<b>5.27</b>
<b>District Total</b>	<b>7.98</b>	<b>34.3</b>	<b>6.05</b>	<b>24</b>	<b>2.27</b>	<b>8.86</b>	<b>6.62</b>	<b>31.44</b>	<b>5.01</b>	<b>16.75</b>	<b>26.34</b>	<b>63.78</b>

Table-3 (1b)

## Block wise Area under seasonal crops (Area in Hect) \_Autumn

District	Block	Bottleguard		Pumkin		Ashguard		Brinjal		Greenchilli		Tomato		
		HY	L	HY	L	HY	L	HY	L	HY	L	HY	L	
Idukki	Adimali	0.13	0.65	0.64	4.13	0.51	3.8	0.75	2.76	0.85	4.47	0.18	1.11	
	Devikulam	0.01	1.14	0.68	7.22	0.09	1.5	0.17	2.38	0.15	2.74	0.13	1.18	
	Nedumkandam	0.1	0.23	0.5	3.14	0.39	0.87	0.62	1.6	1.55	1.25	0.16	0.58	
	Elamdesom	0.02	0.23	0.77	2.42	0.39	1.73	1.22	1.75	0.5	0.73	0	0.08	
	Idukki	0.02	0.17	1.15	4.07	0.53	2	2.25	3.6	2.89	3.18	0.98	1.03	
	Kattappana	0.06	0.36	0.7	5.72	0.18	1.9	0.83	2.2	2.39	5.19	0.31	1.29	
	Thodupuzha	0.02	0.11	0.2	1.37	0.06	1.24	0.23	1.21	0.03	0.33	0	0.06	
	Azhutha	0.05	0.33	0.6	4.95	0.56	2.83	0.55	2.92	1.99	4.65	0.08	1.28	
	<b>Block Total</b>		<b>0.41</b>	<b>3.22</b>	<b>5.24</b>	<b>33.02</b>	<b>2.71</b>	<b>15.87</b>	<b>6.62</b>	<b>18.42</b>	<b>10.35</b>	<b>22.54</b>	<b>1.84</b>	<b>6.61</b>
	Thodupuzha(M)	0.02	0.02	0.02	0.32	0.01	0.33	0.11	0.18	0.01	0.06	0	0.01	
<b>District Total</b>		<b>0.43</b>	<b>3.24</b>	<b>5.26</b>	<b>33.34</b>	<b>2.72</b>	<b>16.2</b>	<b>6.73</b>	<b>18.6</b>	<b>10.36</b>	<b>22.6</b>	<b>1.84</b>	<b>6.62</b>	
Malappuram	Nilambur	0.35	0.89	1.24	7.01	1.01	4.38	0.07	0.16	0.06	0.23	0	0.06	
	Wandoor	0.29	1.33	3.65	21.47	4.12	12.18	0.08	0.51	0.07	0.56	0.02	0.06	
	Kalkav	0.3	1.15	1.27	10.6	1.13	6.77	0.33	1.62	0.16	1.45	0.12	0.65	
	Perinthalmanna	0.71	2.47	0.83	6.6	1.32	9.63	2.42	3.72	0.33	1.15	0.09	0.28	
	Mankada	0.35	0.67	1.06	5.38	0.46	2.08	0.23	1.94	0.21	1.76	0.08	0.15	
	Malappuram	0.78	1.4	0.64	3.84	0.33	2.67	0.18	0.82	0.06	0.41	0.08	0.06	
	Arikkode	1.73	8.67	1.97	11.69	1.12	4.47	0.14	0.4	0.05	0.68	0.08	0.5	
	Kondotty	0.2	2.42	0.37	4.65	0.18	1.68	0	0.29	0.06	0.69	0.02	0.16	
Thirurangadi	0.73	1.19	0.19	2.58	0.04	0.35	0	0.05	0	0.2	0.12	0.09		

Thanur	0.19	1.27	0.35	1.62	0.03	0.18	0	0.04	0	0.16	0	0.03
Tirur	0.01	0.45	0.02	0.75	0	0.21	0	0.08	0	0.1	0	0.06
Kuttippuram	0.06	0.73	0.08	2.76	0.03	0.8	0.13	1.3	0.11	1.31	0.01	0.03
Vengara	0.5	0.85	0.15	1.44	0.02	0.4	0.07	0.1	0	0.11	0.01	0.07
Ponnani	0	0.04	0.01	0.62	0.02	0.5	0.06	0.14	0.08	1.45	0	0.04
Perumpadappu	0.11	0.13	0.14	1.7	0.05	0.72	0.08	0.25	0.06	1	0.02	0.1
<b>Block Total</b>	<b>6.31</b>	<b>23.66</b>	<b>11.97</b>	<b>82.71</b>	<b>9.86</b>	<b>47.22</b>	<b>3.79</b>	<b>11.42</b>	<b>1.25</b>	<b>11.26</b>	<b>0.65</b>	<b>2.34</b>
Malappuram (M)	0.04	0.2	0.02	0.75	0.02	0.47	0.01	0.06	0.01	0.08	0	0
Tirur (M)	0.01	0.06	0.29	0.91	0.13	0.45	0.02	0.16	0.01	0.13	0	0.02
Manjeri (M)	0.03	0.41	0.19	2.13	0.16	4.5	0.1	0.99	0.01	0.17	0	0.02
Ponnani (M)	0.01	0.09	0.06	1.26	0.01	0.63	0.01	0.12	0	0.05	0	0.01
Perinthalmanna (M)	0	0.1	0.02	0.4	0.02	0.39	0.03	0.09	0.02	0.09	0	0
Kottakkal(M)	0	0.01	0.03	0.24	0.01	0.06	0.03	0.02	0.02	0.15	0	0.02
Nilambur(M)	0	0.02	0	0.07	0	0.04	0	0.01	0	0.12	0	0.01
<b>Municipality Total</b>	<b>0.09</b>	<b>0.89</b>	<b>0.61</b>	<b>5.76</b>	<b>0.35</b>	<b>6.54</b>	<b>0.2</b>	<b>1.45</b>	<b>0.07</b>	<b>0.79</b>	<b>0</b>	<b>0.08</b>
<b>District Total</b>	<b>6.4</b>	<b>24.55</b>	<b>12.58</b>	<b>88.47</b>	<b>10.21</b>	<b>53.76</b>	<b>3.99</b>	<b>12.87</b>	<b>1.32</b>	<b>12.05</b>	<b>0.65</b>	<b>2.42</b>



Table-3 (1b)

Block wise Area under seasonal crops (Area in Hect.) \_Autumn

District	Block	Cabbage		Cauliflower		Carrot		Beetroot		Potato		Lablabean	
		HY	L	HY	L	HY	L	HY	L	HY	L	HY	L
Idukki	Adimali	0	0.11	0.02	0.26	0	0.21	0	0.01	0	0.02	0	0.09
	Devikulam	54.36	77.55	0.84	3.62	372.13	445.33	5.23	13.01	721.33	143.76	0.25	3.21
	Nedumkandam	0.11	0.56	0	0	0	0	0	0	0	0	0.01	0.03
	Elamdesom	0	0.05	0	0.03	0.01	0.03	0	0.02	0	0.01	0.03	0.13
	Idukki	0.02	0.05	0	0	0	0	0	0	0	0	0	0.08
	Kattappana	0.36	0.55	0.02	0.12	0.03	0.27	0.09	0.39	0	0.06	0.05	0.13
	Thodupuzha	0	0	0	0	0	0	0	0	0	0	0.09	0.48
	Azhutha	0.02	0.25	0.01	0.02	0	0.12	0	0	0	0.05	0.04	0.08
	<b>Block Total</b>	<b>54.87</b>	<b>79.12</b>	<b>0.89</b>	<b>4.05</b>	<b>372.17</b>	<b>445.96</b>	<b>5.32</b>	<b>13.43</b>	<b>721.33</b>	<b>143.9</b>	<b>0.47</b>	<b>4.21</b>
	Thodupuzha(M)	0.01	0	0.01	0	0	0	0	0	0	0	0	0.01
<b>District Total</b>	<b>54.88</b>	<b>79.12</b>	<b>0.9</b>	<b>4.05</b>	<b>372.17</b>	<b>445.96</b>	<b>5.32</b>	<b>13.43</b>	<b>721.33</b>	<b>143.9</b>	<b>0.47</b>	<b>4.22</b>	
Malappuram	Nilambur	0.14	0	0.13	0	0	0	0	0	0	0	0.02	0.08
	Wandoor	0.01	0.05	0.02	0.02	0	0	0	0	0	0	0.08	0.28
	Kalikav	0	0.09	0.01	0.02	0	0	0	0	0	0	0.06	0.26
	Perinthalmanna	0.02	0.03	0	0	0	0	0	0	0	0	0.04	1.39
	Mankada	0	0.02	0	0	0	0	0	0	0	0	0.02	0.57
	Malappuram	0.03	0.02	0.08	0.05	0	0	0	0	0	0	0.02	0.15
	Ankkode	0.05	0.02	0.11	0.1	0	0	0	0	0	0	0.37	1.07
	Kondotty	0	0.01	0	0.01	0	0	0	0	0	0	0	0.78
	Thirurangadi	0	0	0	0	0	0	0	0	0	0	0.02	0.37

Thanur	0	0.02	0.01	0	0	0	0	0	0	0	0	0.02	0.1
Tirur	0	0	0	0	0	0	0	0	0	0	0	0	0
Kuttippuram	0.03	0.01	0.13	0	0	0	0	0	0	0	0	0.01	0.19
Vengara	0	0	0.01	0	0	0	0	0	0	0	0	0.05	0.09
Ponnani	0	0	0	0	0	0	0	0	0	0	0	0.01	0.01
Perumpadappu	0.01	0	0.01	0	0	0	0	0	0	0	0	0	0.04
<b>Block Total</b>	<b>0.29</b>	<b>0.27</b>	<b>0.51</b>	<b>0.2</b>	<b>0</b>	<b>0</b>	<b>0</b>	<b>0</b>	<b>0</b>	<b>0</b>	<b>0</b>	<b>0.72</b>	<b>5.38</b>
Malappuram (M)	0	0	0	0	0	0	0	0	0	0	0	0	0.01
Tirur (M)	0	0	0.01	0.01	0	0	0	0	0	0	0	0.01	0.1
Manjeri (M)	0	0	0.09	0	0	0	0	0	0	0	0	0.02	0.07
Ponnani (M)	0	0	0.1	0.06	0	0	0	0	0	0	0	0	0.07
Perinthalmanna (M)	0	0	0	0	0	0	0	0	0	0	0	0	0.08
Kottakkal(M)	0	0	0	0.02	0	0	0	0	0	0	0	0.01	0
Nilambur(M)	0	0	0	0	0	0	0	0	0	0	0	0	0.01
<b>Municipality Total</b>	<b>0</b>	<b>0</b>	<b>0.2</b>	<b>0.09</b>	<b>0</b>	<b>0</b>	<b>0</b>	<b>0</b>	<b>0</b>	<b>0</b>	<b>0</b>	<b>0.04</b>	<b>0.34</b>
<b>District Total</b>	<b>0.29</b>	<b>0.27</b>	<b>0.71</b>	<b>0.29</b>	<b>0</b>	<b>0</b>	<b>0</b>	<b>0</b>	<b>0</b>	<b>0</b>	<b>0</b>	<b>0.76</b>	<b>5.72</b>

Table-3 (1b)

## Block wise Area under seasonal crops (Area in Hect.) \_Autumn

District	Block	Swordbean		Amara		Wingedbean		Clovebean		Littlegourd		Ridgegourd		
		HY	L	HY	L	HY	L	HY	L	HY	L	HY	L	
Idukki	Adimali	14.56	8.36	0.04	0.01	0.06	0.48	0.01	0.15	0.44	4.64	0.02	0.46	
	Devikulam	0.43	2.3	0.07	0	0.02	0.11	0	0.21	0.13	2.49	0	0.13	
	Nedumkandam	0.11	1.24	0	0.11	0.1	0.17	0.07	0.28	0.37	2.06	0.01	0.14	
	Elamdesom	2.79	6.82	0	0.14	0.02	0.67	0.04	0.19	0.92	2.44	0.01	0.11	
	Idukki	0.17	3.32	0	0.01	0	0.03	0.02	0.22	0.82	4.78	0.05	0.2	
	Kattappana	0.24	1.79	0	0.09	0.01	0.2	0.01	0.31	0.47	5.41	0	0.24	
	Thodupuzha	0.1	1.67	0	0.04	0.03	1.61	0.05	0.06	0.23	1.89	0	0.02	
	Azhutha	0.89	1.33	0	0	0.02	0.06	0.04	0.06	0.46	2.84	0.02	0.06	
	<b>Block Total</b>		<b>19.29</b>	<b>26.83</b>	<b>0.11</b>	<b>0.4</b>	<b>0.26</b>	<b>3.33</b>	<b>0.24</b>	<b>1.48</b>	<b>3.84</b>	<b>26.55</b>	<b>0.11</b>	<b>1.36</b>
	Thodupuzha(M)	0.01	0.4	0	0.04	0	0.03	0	0.03	0.04	0.85	0	0.02	
<b>District Total</b>		<b>19.3</b>	<b>27.23</b>	<b>0.11</b>	<b>0.44</b>	<b>0.26</b>	<b>3.36</b>	<b>0.24</b>	<b>1.51</b>	<b>3.88</b>	<b>27.4</b>	<b>0.11</b>	<b>1.38</b>	
Malappuram	Nilambur	0.68	4.64	0	0	0	0.22	0.08	0.03	1.48	2.68	0	0.04	
	Wandoor	2.3	0.99	0.03	0.01	0	0.43	0.01	0.03	0.11	1.09	0.02	0.32	
	Kalikav	1.28	5.76	0.01	0.03	0.03	0.12	0	0.15	0.17	2.27	0	0.05	
	Perinthalmanna	3.06	13.72	0	0.01	0.04	0.49	0	0.15	0.54	1.6	0.02	0.47	
	Mankada	6.97	8.41	0	0	0.05	0.09	0	0.03	0.2	0.65	0.02	0.03	
	Malappuram	0.84	1.27	0	0	0	0.01	0	0	0.02	1.11	0.02	0.01	
	Arikkode	2.13	7.16	0	0.02	0.18	0.5	0.01	0.25	0.09	1.49	0.01	0.23	
	Kondotty	2.71	7.73	0	0	0	1.36	0	0.22	0.01	1.16	0	0.31	
Thirurangadi	0.06	0.9	0	0	0.03	0.2	0	0	0.01	0.15	0	0.05		

	Thanur	0.02	0.96	0	0	0.04	0.12	0	0	0	0.12	0.01	0.08
	Tirur	0.02	0.62	0	0.02	0	0.03	0	0	0.01	0.13	0	0.1
	Kuttippuram	0.24	0.98	0	0	0.03	0.36	0	0	0.49	0.32	0.01	0.03
	Vengara	0.09	2.41	0	0	0.03	0.05	0	0	0	0.2	0.01	0.04
	Ponnani	0.08	1.21	0	0	0	0.06	0	0	0	0.27	0	0.01
	Perumpadappu	0.28	0.76	0	0	0.07	0.27	0	0	0.01	0.47	0	0.05
	<b>Block Total</b>	<b>20.76</b>	<b>57.52</b>	<b>0.04</b>	<b>0.09</b>	<b>0.5</b>	<b>4.31</b>	<b>0.1</b>	<b>0.86</b>	<b>3.14</b>	<b>13.71</b>	<b>0.12</b>	<b>1.82</b>
	Malappuram (M)	0	0.11	0	0	0	0.01	0	0	0	0.04	0	0
	Tirur (M)	0	0.06	0	0	0	0.03	0	0.01	0.01	0.27	0	0
	Manjeri (M)	0	0.22	0	0.04	0	0.07	0.01	0.01	0.03	0.6	0	0.01
	Ponnani (M)	0.01	0.64	0	0	0	0	0	0.02	0.02	0.3	0	0.01
	Perinthalmanna (M)	1.88	1.69	0	0	0	0	0	0	0	0.18	0	0
	Kottakkal(M)	0.05	1.14	0	0	0.01	0.01	0	0	0.01	0.04	0	0
	Nilambur(M)	0	0.62	0	0	0	0.01	0	0	0	0.02	0	0
	<b>Municipality Total</b>	<b>1.94</b>	<b>4.48</b>	<b>0</b>	<b>0.04</b>	<b>0.01</b>	<b>0.13</b>	<b>0.01</b>	<b>0.04</b>	<b>0.07</b>	<b>1.45</b>	<b>0</b>	<b>0.02</b>
	<b>District Total</b>	<b>22.7</b>	<b>62</b>	<b>0.04</b>	<b>0.13</b>	<b>0.51</b>	<b>4.44</b>	<b>0.11</b>	<b>0.9</b>	<b>3.21</b>	<b>15.16</b>	<b>0.12</b>	<b>1.84</b>



**Table-3 (1b)**  
**Block wise Area under seasonal crops (Area in Hect.) \_Autumn**

District	Block	Wingedgourd		Drumstick		Chikkumaneese		Curryleaf		Yardlongbeans		Beans	
		HY	L	HY	L	HY	L	HY	L	HY	L	HY	L
Idukki	Adimali	0.01	0.1	3.3	11.87	0.2	2.79	2.46	16.19	5.08	26.07	0.2	2.11
	Devikulam	0	0	2.19	7.59	0	0.14	1.32	4.04	0.54	10.91	155.06	121.89
	Nedumkandam	0.01	0.05	4.25	17.38	0.07	0.1	2.98	13.03	0.73	11.19	0	2.53
	Elamdesom	0.01	0.13	4.23	9.17	0.15	3.87	1.27	16.25	2.71	15.64	0.01	0.01
	Idukki	0.05	0.12	1.84	12.89	0	0.07	1.4	8.33	5.92	118.3	2.02	9.05
	Kattappana	0	0.15	2.66	29.31	0	0.12	1.88	16.96	14.35	37.89	0.35	9.51
	Thodupuzha	0	0	1.43	7.79	0.29	1.95	0.52	11.78	1.23	5.94	0	0
	Azhutha	0.01	0.06	3.84	65.17	0.01	0.15	1.43	10.83	0.61	8.15	0.18	9.83
	<b>Block Total</b>	<b>0.09</b>	<b>0.61</b>	<b>23.74</b>	<b>161.17</b>	<b>0.72</b>	<b>9.19</b>	<b>13.26</b>	<b>97.41</b>	<b>31.17</b>	<b>234.09</b>	<b>157.82</b>	<b>154.93</b>
	Thodupuzha(M)	0	0	0.09	2.01	0.01	1.81	0.08	4.93	0.18	1.05	0	0.01
<b>District Total</b>	<b>0.09</b>	<b>0.61</b>	<b>23.83</b>	<b>163.18</b>	<b>0.73</b>	<b>11</b>	<b>13.34</b>	<b>102.34</b>	<b>31.35</b>	<b>235.14</b>	<b>157.82</b>	<b>154.94</b>	
Malappuram	Nilambur	0	0	8.55	37.72	0.42	1.73	7.84	17.91	12.72	8.35	0	0
	Wandoor	0.02	0.77	1.67	56.53	0.03	0.61	0.75	17.39	15.63	53.36	0	0
	Kalikav	0	0.03	3	75.26	0.09	1.54	1.24	27.27	5.74	18.51	0	0
	Perinthalmanna	0	0.12	7.14	74.4	0.12	0.83	1.26	14.65	11.27	22.7	0	0
	Mankada	0	0.01	3.14	21.99	0.13	0.63	0.54	6.45	2.45	11.98	0	0
	Malappuram	0	0.01	2.55	26.92	0.03	0.38	0.16	11.91	1.16	19.24	0	0
	Arikkode	0	0.29	1.07	74.46	0.07	2.51	0.56	31.25	3.83	18.44	0	0
	Kondotty	0	0.07	7.76	52.06	0.01	1.1	4.51	31.1	3.05	21.28	0	0
	Thirurangadi	0	0	4.47	11.72	0.02	0.08	0.53	7	1.22	7.92	0	0

	Thanur	0	0.01	0.48	10.29	0.02	0.26	0.08	5.48	0.23	6.09	0	0
	Tirur	0	0	0.01	6.07	0	0	0.06	15.55	0.01	0.22	0	0
	Kuttiapuram	0	0.02	1.97	31.47	0	0	0.14	10.67	2.19	4.8	0	0
	Vengara	0	0.01	0.7	29.63	0	0.02	0.08	7.39	0.55	6.82	0	0
	Ponnani	0	0	0.34	11.95	0.01	0.94	0.04	12.1	0.06	0.3	0	0
	Perumpadappu	0	0.03	0.18	15.68	0.02	0.89	0.09	15.41	0.06	1.01	0	0
	<b>Block Total</b>	<b>0.02</b>	<b>1.37</b>	<b>43.03</b>	<b>536.15</b>	<b>0.97</b>	<b>11.52</b>	<b>17.88</b>	<b>231.53</b>	<b>60.17</b>	<b>201.02</b>	<b>0</b>	<b>0</b>
	Malappuram (M)	0	0	0.46	4.85	0	0	0.19	2.18	0.07	2.01	0	0
	Tirur (M)	0	0	0.04	5.07	0	0.32	0.01	1.67	0.34	2.59	0	0
	Manjeri (M)	0	0.01	5.82	30.22	0.3	0.81	0.56	10.76	6.34	15.36	0	0
	Ponnani (M)	0	0	0.84	10.13	0	0.28	0.13	3.23	0.22	6.69	0	0
	Perinthalmanna (M)	0	0	0	1.86	0	0	0	0.09	0	0	0	0
	Kottakkal(M)	0	0	0.07	2.39	0	0.38	0.03	2.8	0	0.03	0	0
	Nilambur(M)	0	0	0	0.8	0	0	0.04	3.67	0	0.52	0	0
	<b>Municipality Total</b>	<b>0</b>	<b>0.01</b>	<b>7.23</b>	<b>55.32</b>	<b>0.3</b>	<b>1.79</b>	<b>0.96</b>	<b>24.4</b>	<b>6.97</b>	<b>27.2</b>	<b>0</b>	<b>0</b>
	<b>District Total</b>	<b>0.02</b>	<b>1.38</b>	<b>50.26</b>	<b>591.47</b>	<b>1.27</b>	<b>13.31</b>	<b>18.84</b>	<b>255.93</b>	<b>67.14</b>	<b>228.22</b>	<b>0</b>	<b>0</b>

**Table-3 (1b)**  
**Block wise Area under seasonal crops (Area in Hect.) \_Autumn**

District	Block	Greenpeas		Breadfruit		Othervegetables	
		HY	L	HY	L	HY	L
Idukki	Adimali	0	0	0.27	0	0	0.06
	Devikulam	1.12	0.33	0.54	0	1.84	221.35
	Nedumkandam	0	0	0	0	0	0
	Elamdesom	0	0	0	0	0.02	0.03
	Idukki	0	0	0	0.02	0	0.23
	Kattappana	0	0	0	0.22	0	0
	Thodupuzha	0	0	0	0	0	0.08
	Azhutha	0	0	0	0.07	0.01	0.18
	<b>Block Total</b>	<b>1.12</b>	<b>0.33</b>	<b>0.81</b>	<b>0.31</b>	<b>1.87</b>	<b>221.93</b>
	Thodupuzha(M)	0	0	0	0	0	0.17
<b>District Total</b>	<b>1.12</b>	<b>0.33</b>	<b>0.81</b>	<b>0.31</b>	<b>1.87</b>	<b>222.1</b>	
Malappuram	Nilambur	0	0	0	0	0	0
	Wandoor	0	0	0	0	0	0
	Kalikav	0	0	0	0	0	0
	Perinthalmanna	0	0	0	0	0	0
	Mankada	0	0	0	0	0	0
	Malappuram	0	0	0	0	0	0
	Arikkode	0	0	0	0	0	0
	Kondotty	0	0	0	0	0	0
	Thirurangadi	0	0	0	0	0	0

Thanur	0	0	0	0	0	0
Tirur	0	0	0	0	0	0
Kuttippuram	0	0	0	0	0	0
Vengara	0	0	0	0	0	0
Ponnani	0	0	0	0	0	0
Perumpadappu	0	0	0	0	0	0
<b>Block Total</b>	<b>0</b>	<b>0</b>	<b>0</b>	<b>0</b>	<b>0</b>	<b>0</b>
Malappuram (M)	0	0	0	0	0	0
Tirur (M)	0	0	0	0	0	0
Manjeri (M)	0	0	0	0	0	0
Ponnani (M)	0	0	0	0	0	0
Perinthalmanna (M)	0	0	0	0	0	0
Kottakkal(M)	0	0	0	0	0	0
Nilambur(M)	0	0	0	0	0	0
<b>Municipality Total</b>	<b>0</b>	<b>0</b>	<b>0</b>	<b>0</b>	<b>0</b>	<b>0</b>
<b>District Total</b>	<b>0</b>	<b>0</b>	<b>0</b>	<b>0</b>	<b>0</b>	<b>0</b>



**Table-3(2b)**  
**Block wise Area under seasonal crops (Area in Hect.) - Winter**

District	Block	Amaranthus		LadiesFinger		Chinesepotato		Bitterguard		snakeguard		Cucumber	
		HY	L	HY	L	HY	L	HY	L	HY	L	HY	L
Idukki	Adimali	0.42	1.21	0.3	0.82	0.21	1.52	5.53	14.25	0.43	1.32	0.07	0.51
	Devikulam	0.42	2.16	0.05	0.65	0.06	0.49	0.33	2.54	0.2	0.16	0.04	0.57
	Nedumkandam	0.12	1.29	0.05	0.24	0	0	1.05	10.51	0.07	0.17	0.1	0.2
	Elamdesom	1.23	1.21	0.37	0.8	0.13	0.09	1.29	1.88	0.61	1.9	0.28	0.48
	Idukki	0.28	1.36	0.04	0.45	0.5	0.71	11.19	20.77	0.28	1.06	0.09	0.51
	Kattappana	0.06	0.77	0.07	0.18	0.01	0.16	3.31	10.76	0.05	0.41	0.02	0.25
	Thodupuzha	0.13	1.59	0.09	0.79	0.06	0.12	0.19	1.66	0.07	0.29	0.02	0.21
	Azhutha	0.66	4.78	0.3	0.72	0.01	0.06	10.4	34.58	0.11	0.46	0.05	0.15
	<b>Block Total</b>	<b>3.32</b>	<b>14.37</b>	<b>1.27</b>	<b>4.65</b>	<b>0.98</b>	<b>3.15</b>	<b>33.29</b>	<b>96.95</b>	<b>1.82</b>	<b>5.77</b>	<b>0.67</b>	<b>2.88</b>
	Thodupuzha(M)	0.14	0.16	0.03	0.11	0	0.01	0.1	0.43	0.04	0.1	0.04	0.07
<b>District Total</b>	<b>3.46</b>	<b>14.53</b>	<b>1.3</b>	<b>4.76</b>	<b>0.98</b>	<b>3.16</b>	<b>33.39</b>	<b>97.38</b>	<b>1.86</b>	<b>5.87</b>	<b>0.71</b>	<b>2.95</b>	
Malappuram	Nilambur	0.36	0.33	0.14	0.33	0.07	0.08	0.79	0.93	0.43	0.22	0.44	0.46
	Wandoor	0.3	1.15	0.16	0.97	0	0.13	2.57	5.07	0.08	0.74	6.3	14.84
	Kalikav	0.33	1.01	0.29	0.94	0.01	0.07	0.51	1.66	0.09	0.57	0.44	1.74
	Perinthalmanna	1.48	2.24	1.21	2.14	0.08	4.69	0.82	2.52	1.02	1.38	5.16	6.67
	Mankada	0.23	1.21	0.36	1.13	0.37	4.99	0.31	0.79	0.79	0.68	0.9	3.67
	Malappuram	3.44	6.29	0.29	1.59	0.53	0.13	0.67	2.09	0.88	4.99	0.88	3.94
	Arikkode	0.28	2.01	0.3	0.9	0.01	0.23	0.39	1.95	0.26	0.95	0.47	2.85
	Kondotty	0.12	2.03	0.31	2.78	0	0.67	0.28	2.83	0.13	1.54	0.47	3.54

	Thirurangadi	0.25	2.22	0.12	0.58	0.01	0.04	0.44	1.1	0.11	0.74	0.09	4.22
	Thanur	0	0.29	0.01	0.2	0	0.04	0.04	0.74	0.05	0.65	0.03	0.67
	Tirur	0	0.4	0	0.28	0	0.06	0.03	0.74	0.01	0.43	0	0.61
	Kuttippuram	0.18	1.8	0.06	0.94	0.05	2.99	0.24	2.53	0.04	1.4	0.1	1.39
	Vengara	0.13	0.43	0.15	0.86	0	0.22	0.07	1.31	0.03	0.7	0.1	1.51
	Ponnani	0.19	1.19	0.09	0.47	0	0.45	0.12	0.5	0.06	0.17	0.22	0.43
	Perumpadappu	0.35	0.83	0.12	0.38	0.03	0.28	0.21	1.04	0.12	0.41	0.26	0.92
	<b>Block Total</b>	<b>7.64</b>	<b>23.43</b>	<b>3.61</b>	<b>14.49</b>	<b>1.16</b>	<b>15.07</b>	<b>7.49</b>	<b>25.6</b>	<b>4.1</b>	<b>15.57</b>	<b>15.86</b>	<b>47.46</b>
	Malappuram (M)	0.01	0.31	0.01	0.14	0	0.01	0.01	0.22	0.01	0.17	0.01	0.46
	Tirur (M)	0.04	0.42	0.02	0.28	0.01	0.08	0.06	0.49	0.02	0.41	0.01	0.22
	Manjeri (M)	0.03	1.05	0.08	0.65	0	0.02	0.09	0.35	0.54	2.43	0.48	1.16
	Ponnani (M)	0.05	0.79	0.01	0.24	0	0.01	0.02	0.28	0	0.08	0	0.42
	Perinthalmanna (M)	0.12	0.13	0.12	0.05	0	0.16	0.14	0.12	0.02	0.01	0.1	0.8
	Kottakkal(M)	0.11	0.31	0.04	0.08	0.01	0.03	0.11	0.35	0.04	0.11	0.07	0.12
	Nilambur(M)	0	0.08	0.01	0.11	0	0.04	0	0.11	0	0.09	0	0.09
	<b>Municipality Total</b>	<b>0.36</b>	<b>3.09</b>	<b>0.29</b>	<b>1.55</b>	<b>0.02</b>	<b>0.35</b>	<b>0.43</b>	<b>1.92</b>	<b>0.63</b>	<b>3.3</b>	<b>0.67</b>	<b>3.27</b>
	<b>District Total</b>	<b>8</b>	<b>26.52</b>	<b>3.9</b>	<b>16.04</b>	<b>1.18</b>	<b>15.42</b>	<b>7.92</b>	<b>27.72</b>	<b>4.73</b>	<b>18.67</b>	<b>16.53</b>	<b>50.73</b>

**Table-3(2b)**  
**Block wise Area under seasonal crops (Area In Hect.) - Winter**

District	Block	Bottleguard		Fumkin		Ashguard		Brinjal		Greenchilli		Tomato	
		HY	L	HY	L	HY	L	HY	L	HY	L	HY	L
Idukki	Adimali	0.04	0.48	0.35	3.86	0.37	3.07	0.39	2.07	1.88	2.53	0.22	0.9
	Devikulam	0.01	0.1	0.11	2.59	0.07	0.57	0.02	1.33	0.02	2.28	0.24	1.03
	Nedumkandam	0.18	0.25	0.27	2.81	0.11	0.52	0.09	1.52	0.48	0.8	0.14	0.9
	Elamdesom	0.04	0.12	0.42	1.22	0.65	1.04	0.65	1.25	0.25	0.67	0	0.11
	Idukki	0.03	0.13	0.27	2.87	0.14	1.27	0.11	1.25	0.1	1.21	0.06	0.23
	Kattappana	0	0.24	0.34	2.07	0.08	0.82	0.05	0.79	0.31	1.43	0.04	0.33
	Thodupuzha	0	0.06	0.08	0.67	0.04	0.57	0.32	1.36	0.02	0.49	0	0.07
	Azhutha	0.66	0.26	0.74	4.72	2.01	2.19	0.82	3.02	0.49	5.31	0.17	1.48
	<b>Block Total</b>	<b>0.96</b>	<b>1.64</b>	<b>2.58</b>	<b>20.81</b>	<b>3.47</b>	<b>10.05</b>	<b>2.45</b>	<b>12.59</b>	<b>3.55</b>	<b>14.72</b>	<b>0.87</b>	<b>5.05</b>
	Thodupuzha(M)	0.01	0.02	0.02	0.24	0.01	0.26	0.15	0.19	0.01	0.07	0.01	0.02
<b>District Total</b>	<b>0.97</b>	<b>1.66</b>	<b>2.6</b>	<b>21.05</b>	<b>3.48</b>	<b>10.31</b>	<b>2.6</b>	<b>12.78</b>	<b>3.56</b>	<b>14.79</b>	<b>0.88</b>	<b>5.07</b>	
Malappuram	Nilambur	0.11	0.76	0.94	2.67	0.78	2.85	0.05	0.09	0.09	0.2	0.02	0.05
	Wandoor	0.29	0.83	3.25	11.13	1.49	5.35	0.05	0.55	0.05	0.47	0.02	0.05
	Kalikav	0.15	0.7	0.63	7.83	0.67	3.84	0.22	1.11	0.21	1.32	0.29	0.66
	Perinthalmanna	0.55	2.17	0.65	4.39	1.36	6.07	2.81	2.1	0.3	0.91	0.14	0.23
	Mankada	0.29	0.51	0.89	3.51	0.32	1.44	0.19	1.98	0.09	1.24	0.17	0.12
	Malappuram	0.72	1.33	0.44	3.16	0.15	2.05	0.2	0.75	0.05	0.32	0.13	0.12
	Arikkode	1.25	5.64	1.37	7.35	0.66	2.65	0.16	0.32	0.06	0.62	0.09	0.31
	Kondotty	0.29	4.14	0.34	4.68	0.17	2	0.01	0.34	0.05	0.76	0.03	0.17

Thirurangadi	0.84	1.91	0.57	4.47	0.11	1.24	0	0.14	0.02	0.29	0.02	0.26
Thanur	0.2	1.79	0.25	3.52	0.02	0.39	0	0.14	0	0.17	0	0.04
Tirur	0.03	1.23	0.02	2.68	0.01	0.58	0	0.14	0	0.17	0	0.12
Kuttiipuram	0.12	1.46	0.32	5.01	0.12	1.45	0.08	1.51	0.14	1.93	0.01	0.12
Vengara	0.56	2.03	0.18	4.36	0.01	1.01	0.06	0.17	0	0.24	0.01	0.47
Ponnani	0.05	0.12	0.18	0.84	0.12	0.56	0.15	0.22	0.09	1.45	0.01	0.06
Perumpadappu	0.16	0.21	0.17	1.84	0.06	0.99	0.22	0.29	0.07	1.04	0.01	0.12
<b>Block Total</b>	<b>5.63</b>	<b>24.83</b>	<b>10.2</b>	<b>67.44</b>	<b>6.05</b>	<b>32.47</b>	<b>4.2</b>	<b>9.85</b>	<b>1.22</b>	<b>11.13</b>	<b>0.95</b>	<b>2.9</b>
Malappuram (M)	0.02	0.19	0.02	0.71	0.01	0.38	0	0.03	0	0.08	0	0
Tirur (M)	0.01	0.05	0.13	0.42	0.08	0.61	0.02	0.09	0.01	0.11	0	0.02
Manjeri (M)	0.02	0.19	0.16	1.46	0.16	2.27	0.04	0.87	0	0.14	0	0.02
Ponnani (M)	0	0.08	0.02	0.68	0.02	0.36	0.02	0.08	0.01	0.04	0	0.01
Perinthalmanna (M)	0	0.15	0.03	0.34	0	0.39	0.03	0.05	0.01	0.05	0	0.01
Kottakkal(M)	0.01	0.03	0.06	0.43	0.07	0.13	0.07	0.04	0.03	0.22	0	0.03
Nilambur(M)	0	0.04	0	0.21	0	0.07	0	0.01	0	0.13	0	0.01
<b>Municipality Total</b>	<b>0.06</b>	<b>0.73</b>	<b>0.42</b>	<b>4.25</b>	<b>0.34</b>	<b>4.21</b>	<b>0.18</b>	<b>1.17</b>	<b>0.06</b>	<b>0.77</b>	<b>0</b>	<b>0.1</b>
<b>District Total</b>	<b>5.69</b>	<b>25.56</b>	<b>10.62</b>	<b>71.69</b>	<b>6.39</b>	<b>36.68</b>	<b>4.38</b>	<b>11.02</b>	<b>1.28</b>	<b>11.9</b>	<b>0.95</b>	<b>3</b>



Table-3(2b)  
Block wise Area under seasonal crops (Area in Hect.) - Winter

District	Block	Cabbage		Cauliflower		Carrot		Beetroot		Potato		Lablabean	
		HY	L	HY	L	HY	L	HY	L	HY	L	HY	L
Idukki	Adimali	0	0.04	0.05	0.24	0.01	0.44	0	0.01	0	0.29	0.01	0.39
	Devikulam	247.72	20.39	1.19	1.45	690.96	295.24	10.39	6.56	9.32	82.07	0.33	0.55
	Nedumkandam	0	0	0	0	0	0	0	0	0	0	0.01	0.01
	Elamdesom	0	0.02	0	0.01	0	0	0	0	0	0.01	0.03	0.12
	Idukki	0.01	0.04	0	0.03	0	0	0	0	0	0	0.01	0.04
	Kattappana	0.09	0.11	0	0.03	0	0.02	0.11	0.04	0.01	0.01	0.05	0.23
	Thodupuzha	0	0	0	0	0	0	0	0	0	0	0.01	0.24
	Azhutha	0.05	0.4	0.01	0.03	0.03	0.18	0	0.01	0	0	0.01	0.11
	<b>Block Total</b>	<b>247.87</b>	<b>21</b>	<b>1.25</b>	<b>1.79</b>	<b>691</b>	<b>295.88</b>	<b>10.5</b>	<b>6.62</b>	<b>9.33</b>	<b>82.38</b>	<b>0.46</b>	<b>1.69</b>
	Thodupuzha(M)	0.03	0	0.01	0	0	0	0	0	0	0	0	0.01
<b>District Total</b>	<b>247.9</b>	<b>21</b>	<b>1.26</b>	<b>1.79</b>	<b>691</b>	<b>295.88</b>	<b>10.5</b>	<b>6.62</b>	<b>9.33</b>	<b>82.38</b>	<b>0.46</b>	<b>1.7</b>	
Malappuram	Nilambur	0.03	0	0.04	0	0	0	0	0	0	0	0.02	0.08
	Wandoor	0.02	0.04	0.02	0.02	0	0	0	0	0	0	0.09	0.25
	Kalikav	0	0.12	0.02	0.03	0	0	0	0	0	0	0.04	0.24
	Perinthalmanna	0.2	0.03	0.01	0	0	0	0	0	0	0	0.03	1.24
	Mankada	0	0.02	0.01	0	0	0	0	0	0	0	0.05	0.76
	Malappuram	0.03	0	0.09	0.02	0	0	0	0	0	0	0.01	0.25
	Arikkode	0.01	0.02	0.04	0.04	0	0	0	0	0	0	0.25	0.93
	Kondotty	0	0	0	0.01	0	0	0	0	0	0	0.32	0.77

	Thirurangadi	0	0.02	0.01	0	0	0	0	0	0	0	0.06	0.68
	Thanur	0	0.1	0.01	0	0	0	0	0	0	0	0.04	0.08
	Tirur	0	0.02	0	0	0	0	0	0	0	0	0	0
	Kuttippuram	0.05	0.04	0.02	0.01	0	0	0	0	0	0	0.1	0.3
	Vengara	0	0.01	0.01	0.01	0	0	0	0	0	0	0.07	0.14
	Ponnani	0.01	0.01	0.04	0.01	0	0	0	0	0	0	0.04	0.08
	Perumpadappu	0.02	0.02	0.05	0	0	0	0	0	0	0	0.03	0.07
	<b>Block Total</b>	<b>0.37</b>	<b>0.45</b>	<b>0.37</b>	<b>0.15</b>	<b>0</b>	<b>0</b>	<b>0</b>	<b>0</b>	<b>0</b>	<b>0</b>	<b>1.15</b>	<b>5.87</b>
	Malappuram (M)	0	0	0	0	0	0	0	0	0	0	0	0.02
	Tirur (M)	0	0	0.07	0	0	0	0	0	0	0	0.01	0.08
	Manjeri (M)	0	0	0.01	0	0	0	0	0	0	0	0.01	0.08
	Ponnani (M)	0	0	0.01	0.07	0	0	0	0	0	0	0.01	0.08
	Perinthalmanna (M)	0	0	0	0	0	0	0	0	0	0	0	0
	Kottakkal(M)	0	0	0.01	0.01	0	0	0	0	0	0	0.04	0.11
	Nilambur(M)	0	0	0	0	0	0	0	0	0	0	0	0.01
	<b>Municipality Total</b>	<b>0</b>	<b>0</b>	<b>0.1</b>	<b>0.08</b>	<b>0</b>	<b>0</b>	<b>0</b>	<b>0</b>	<b>0</b>	<b>0</b>	<b>0.07</b>	<b>0.38</b>
	<b>District Total</b>	<b>0.37</b>	<b>0.45</b>	<b>0.47</b>	<b>0.23</b>	<b>0</b>	<b>0</b>	<b>0</b>	<b>0</b>	<b>0</b>	<b>0</b>	<b>1.22</b>	<b>6.25</b>

**Table-3(2b)**  
**Block wise Area under seasonal crops (Area in Hect.) - Winter**

District	Block	Swordbean		Amara		Wingedbean		Clovebean		Littlegourd		Ridgegourd	
		HY	L	HY	L	HY	L	HY	L	HY	L	HY	L
Idukki	Adimali	6.41	5.92	0	0.01	0.02	0.35	0.01	0.15	0.45	4.79	0.03	0.37
	Devikulam	0.23	1.78	0.04	0	0.01	0.1	0	0.02	0.17	1.17	0	0.01
	Nedumkandam	0.07	0.76	0.04	0.05	0.17	0.08	0.04	0.08	0.37	2.03	0.01	0.06
	Elamdesom	2.76	5.1	0	0.15	0.01	0.29	0.03	0.07	1.07	2.64	0.01	0.19
	Idukki	0.37	3.7	0	0.01	0.01	0.16	0.01	0.31	0.56	3.62	0.03	0.21
	Kattappana	0.09	1.3	0	0.01	0.04	0.1	0	0.1	0.33	3.15	0	0.13
	Thodupuzha	0.05	1.63	0	0.03	0.01	0.18	0.01	0.07	0.16	2.13	0	0.03
	Azhutha	0.2	1.46	0	0	0	0.09	0.01	0.11	0.33	4.87	0.05	0.21
	<b>Block Total</b>	<b>10.18</b>	<b>21.65</b>	<b>0.08</b>	<b>0.26</b>	<b>0.27</b>	<b>1.35</b>	<b>0.11</b>	<b>0.91</b>	<b>3.44</b>	<b>24.4</b>	<b>0.13</b>	<b>1.21</b>
	Thodupuzha(M)	0.02	0.51	0	0.01	0.02	0.12	0.03	0.06	0.06	1.1	0	0.01
<b>District Total</b>	<b>10.2</b>	<b>22.16</b>	<b>0.08</b>	<b>0.27</b>	<b>0.29</b>	<b>1.47</b>	<b>0.14</b>	<b>0.97</b>	<b>3.5</b>	<b>25.5</b>	<b>0.13</b>	<b>1.22</b>	
Malappuram	Nilambur	0.36	3.42	0	0.01	0.01	0.01	0.09	0.05	1.58	2.78	0.02	0.01
	Wandoor	4.18	1.79	0.01	0	0	0.04	0	0.05	0.11	1.02	0	0.44
	Kalikav	3.93	5.3	0	0.02	0.03	0.17	0.01	0.13	0.25	2.24	0	0.07
	Perinthalmanna	2.27	8.1	0	0	0.05	0.33	0	0.13	0.57	1.42	0.04	0.39
	Mankada	4.85	7.59	0	0.01	0.05	0.06	0.01	0	0.25	0.75	0.01	0.06
	Malappuram	2.08	3.02	0	0	0	0	0	0	0.01	1.05	0.01	0
	Arikkode	2.62	7.28	0	0	0.17	0.4	0.01	0.11	0.06	1.28	0.01	0.16
	Kondotty	1.87	8.47	0	0	0	1.03	0	0.06	0.01	1.04	0.1	0.17
	Thirurangadi	0.3	5.33	0	0	0.02	0.22	0	0	0	0.23	0	0.04

	Thanur	0	3.06	0	0	0.02	0.17	0	0.01	0.01	0.12	0	0.06
	Tirur	0.04	1.72	0	0	0	0.04	0	0	0.01	0.12	0	0.08
	Kuttippuram	1.08	7.35	0	0.03	0.03	0.49	0	0.02	0.22	0.67	0	0.03
	Vengara	0.19	12.04	0	0.01	0.03	0.11	0	0	0.01	0.36	0	0.04
	Ponnani	1.99	2.09	0	0	0.01	0.09	0	0	0	0.4	0	0.01
	Perumpadappu	0.55	1.07	0	0	0.11	0.36	0	0.01	0.04	0.5	0.01	0.03
	<b>Block Total</b>	<b>26.29</b>	<b>77.63</b>	<b>0.01</b>	<b>0.08</b>	<b>0.53</b>	<b>3.52</b>	<b>0.12</b>	<b>0.57</b>	<b>3.13</b>	<b>13.98</b>	<b>0.2</b>	<b>1.59</b>
	Malappuram (M)	0	0.1	0	0	0	0.06	0	0	0	0.03	0	0
	Tirur (M)	0.03	0.08	0	0	0	0.03	0	0	0	0.27	0	0
	Manjeri (M)	0.01	0.33	0	0.02	0.01	0.04	0.02	0.02	0.04	0.61	0	0
	Ponnani (M)	0	0.55	0	0	0	0	0	0.01	0.02	0.27	0	0.01
	Perinthalmanna (M)	0.23	1.89	0	0	0	0	0	0	0	0.18	0	0
	Kottakkal(M)	0.34	2.44	0.03	0.01	0.09	0.02	0	0	0.03	0.09	0	0.01
	Nilambur(M)	0	0.69	0	0	0	0.03	0	0	0	0.02	0	0
	<b>Municipality Total</b>	<b>0.61</b>	<b>6.08</b>	<b>0.03</b>	<b>0.03</b>	<b>0.1</b>	<b>0.18</b>	<b>0.02</b>	<b>0.03</b>	<b>0.09</b>	<b>1.47</b>	<b>0</b>	<b>0.02</b>
	<b>District Total</b>	<b>26.9</b>	<b>83.71</b>	<b>0.04</b>	<b>0.11</b>	<b>0.63</b>	<b>3.7</b>	<b>0.14</b>	<b>0.6</b>	<b>3.22</b>	<b>15.45</b>	<b>0.2</b>	<b>1.61</b>



Table-3(2b)  
Block wise Area under seasonal crops (Area in Hect.) - Winter

District	Block	Wingedgourd		Drumstick		Chikkumaneese		Curryleaf		Yardlongbeans		Beans	
		HY	L	HY	L	HY	L	HY	L	HY	L	HY	L
Idukki	Adimali	0.01	0.13	3.05	12.71	0.09	4.28	2.21	15.58	2.18	19.1	0.71	2.5
	Devikulam	0	0	2.05	11.8	0	0.11	1.22	2.83	0.53	8.64	300.37	115.2
	Nedumkandam	0.01	0.02	3.38	14.67	0.03	0.07	2.55	9.95	1.12	6.9	0	0.25
	Elamdesom	0	0.25	5.11	12.26	0.18	2.9	0.96	16.09	2.72	17.31	0.03	0.02
	Idukki	0.01	0.25	1.93	13.41	0	0.15	0.9	7.03	20.9	21.19	0.84	1.65
	Kattappana	0	0.09	1.37	15.47	0	0.05	1.07	11.4	4.96	36.64	0.83	5.71
	Thodupuzha	0	0	1.18	7.69	0.16	2.07	0.45	11.37	1.78	6.23	0	0
	Azhutha	0.01	0.06	6.36	78.85	0.02	0.22	1.74	11.79	1.93	25.08	0.52	9.99
	<b>Block Total</b>	<b>0.04</b>	<b>0.8</b>	<b>24.43</b>	<b>166.86</b>	<b>0.48</b>	<b>9.85</b>	<b>11.1</b>	<b>86.04</b>	<b>36.12</b>	<b>141.09</b>	<b>303.3</b>	<b>135.32</b>
	Thodupuzha(M)	0	0	0.22	3.52	0	1.87	0.06	5.23	0.52	2.41	0.01	0.02
<b>District Total</b>	<b>0.04</b>	<b>0.8</b>	<b>24.65</b>	<b>170.38</b>	<b>0.48</b>	<b>11.72</b>	<b>11.16</b>	<b>91.27</b>	<b>36.64</b>	<b>143.5</b>	<b>303.31</b>	<b>135.34</b>	
Malappuram	Nilambur	0	0.01	8.48	40.97	0.43	1.77	7.92	19.05	15.34	6.01	0	0
	Wandoor	0.1	0.4	1.79	64.95	0	0.55	0.69	17.54	11.52	36.34	0	0
	Kalikav	0	0.04	3.21	77.36	0.12	1.61	1.22	28.25	5.74	14.86	0	0
	Perinthalmanna	0.01	0.08	9.84	91.58	0.15	0.92	1.52	16.15	8.31	16.72	0	0
	Mankada	0	0.02	2.99	28.91	0.16	0.66	0.59	7.05	2.63	10.85	0	0
	Malappuram	0.01	0.01	3.03	29.36	0.05	0.28	0.31	12.58	0.77	24.39	0	0
	Arikkode	0.02	0.14	1.06	76.82	0.08	2.38	0.63	31.84	4.31	14.68	0	0
	Kondotty	0.01	0.05	7.37	55.14	0.01	1.43	4.46	33.43	8.53	22.15	0	0
	Thirurangadi	0	0	3.93	19.83	0.01	0.06	0.48	10.39	6.75	8.66	0	0

Thanur	0	0.02	0.42	20.41	0.01	0.12	0.08	9.43	0.16	11.45	0	0
Tirur	0	0	0.24	21.49	0	0	0.02	18.98	0.06	1.66	0	0
Kuttippuram	0	0.01	1.72	44.06	0	0.01	0.13	17.92	6.29	12.5	0	0
Vengara	0	0.01	0.57	38.1	0	0.14	0.11	18.36	0.7	9.2	0	0
Ponnani	0	0	0.28	15.8	0.03	1.27	0.06	12.95	0.32	0.61	0	0
Perumpadappu	0	0.02	0.19	18.79	0.02	1.01	0.08	15.89	0.37	1.58	0	0
<b>Block Total</b>	<b>0.15</b>	<b>0.81</b>	<b>45.12</b>	<b>643.57</b>	<b>1.05</b>	<b>12.21</b>	<b>18.3</b>	<b>269.81</b>	<b>71.8</b>	<b>191.66</b>	<b>0</b>	<b>0</b>
Malappuram (M)	0	0	0.57	5.59	0	0.01	0.22	2.4	0.06	2.26	0	0
Tirur (M)	0	0	0.07	5.45	0	0.12	0.03	1.72	0.15	2.8	0	0
Manjeri (M)	0	0.01	5.78	30.53	0.23	0.63	0.53	10.76	5.25	10.85	0	0
Ponnani (M)	0	0	0.85	10.25	0	0.27	0.12	3.2	1.71	3.13	0	0
Perinthalmanna (M)	0	0	0.05	2.39	0	0	0.01	0.09	0	0	0	0
Kottakkal(M)	0	0	0.08	4.94	0	0.4	0.06	4.16	0	0.05	0	0
Nilambur(M)	0	0	0.03	1.35	0	0	0.03	4.24	0	0.82	0	0
<b>Municipality Total</b>	<b>0</b>	<b>0.01</b>	<b>7.43</b>	<b>60.5</b>	<b>0.23</b>	<b>1.43</b>	<b>1</b>	<b>26.57</b>	<b>7.17</b>	<b>19.91</b>	<b>0</b>	<b>0</b>
<b>District Total</b>	<b>0.15</b>	<b>0.82</b>	<b>52.55</b>	<b>704.07</b>	<b>1.28</b>	<b>13.64</b>	<b>19.3</b>	<b>296.38</b>	<b>78.97</b>	<b>211.57</b>	<b>0</b>	<b>0</b>

**Table-3(2b)**  
**Block wise Area under seasonal crops (Area in Hect.) - Winter**

District	Block	Greenpeas		Breadfruit		Othervegetables	
		HY	L	HY	L	HY	L
Idukki	Adimali	0	0.04	0	0	0	0.04
	Devikulam	13.24	3.82	0.02	0.01	2.55	278.38
	Nedumkandam	0	0	0	0	0	0
	Elamdesom	0	0	0	0	0.02	0.02
	Idukki	0	0	0	0.02	0	0.06
	Kattappana	0	0	0	0.09	0	0
	Thodupuzha	0	0	0	0.04	0	0.2
	Azhutha	0	0	0.01	0.07	0	0.18
	<b>Block Total</b>	<b>13.24</b>	<b>3.86</b>	<b>0.03</b>	<b>0.23</b>	<b>2.57</b>	<b>278.88</b>
	Thodupuzha(M)	0	0	0	0.04	0	0.28
	<b>District Total</b>	<b>13.24</b>	<b>3.86</b>	<b>0.03</b>	<b>0.27</b>	<b>2.57</b>	<b>279.16</b>
Malappuram	Nilambur	0	0	0	0	0	0
	Wandoor	0	0	0	0	0	0
	Kalikav	0	0	0	0	0	0
	Perinthalmanna	0	0	0	0	0	0
	Mankada	0	0	0	0	0	0
	Malappuram	0	0	0	0	0	0
	Arikkode	0	0	0	0	0	0
	Kondotty	0	0	0	0	0	0
	Thirurangadi	0	0	0	0	0	0

Thanur	0	0	0	0	0	0
Tirur	0	0	0	0	0	0
Kuttiapuram	0	0	0	0	0	0
Vengara	0	0	0	0	0	0
Ponnani	0	0	0	0	0	0
Perumpadappu	0	0	0	0	0	0
<b>Block Total</b>	<b>0</b>	<b>0</b>	<b>0</b>	<b>0</b>	<b>0</b>	<b>0</b>
Malappuram (M)	0	0	0	0	0	0
Tirur (M)	0	0	0	0	0	0
Manjeri (M)	0	0	0	0	0	0
Ponnani (M)	0	0	0	0	0	0
Perinthalmanna (M)	0	0	0	0	0	0
Kottakkal(M)	0	0	0	0	0	0
Nilambur(M)	0	0	0	0	0	0
<b>Municipality Total</b>	<b>0</b>	<b>0</b>	<b>0</b>	<b>0</b>	<b>0</b>	<b>0</b>
<b>District Total</b>	<b>0</b>	<b>0</b>	<b>0</b>	<b>0</b>	<b>0</b>	<b>0</b>

**Table-3(3b)**  
**Block wise Area under seasonal crops (Area in Hect.) - Summer**

District	Block	Amaranthus		Ladiesfinger		Chinesepotato		Bitterguard		snakeguard		Cucumber		
		HY	L	HY	L	HY	L	HY	L	HY	L	HY	L	
Idukki	Adimali	0.39	1.28	0.36	0.94	0.03	0.74	2.78	9.52	0.51	0.99	0.21	0.58	
	Devikulam	0.36	0.65	0.02	0.28	0.1	0.53	0.3	1.22	0.24	0.09	0.08	0.21	
	Nedumkandam	0.03	0.66	0.03	0.11	0.03	0	0.97	2.59	0.03	0.09	0.02	0.08	
	Elamdesom	0.23	1.22	0.26	0.56	0	0.09	0.52	1.57	0.16	0.71	0.1	0.36	
	Idukki	0.08	1.12	0.02	0.21	0.24	0.21	2	9.27	0.06	0.63	0.07	0.56	
	Kattappana	0.03	0.43	0.02	0.12	0.01	0.1	1.22	8.44	0.01	0.27	0.01	0.25	
	Thodupuzha	0.16	1.12	0.09	0.55	0.04	0.18	0.26	1.19	0.05	0.2	0.05	0.13	
	Azhutha	0.97	2.96	0.24	0.38	0	0.01	8.55	23.27	0.11	0.39	0.02	0.09	
	<b>Block Total</b>		<b>2.25</b>	<b>9.44</b>	<b>1.04</b>	<b>3.15</b>	<b>0.45</b>	<b>1.86</b>	<b>16.6</b>	<b>57.07</b>	<b>1.17</b>	<b>3.37</b>	<b>0.56</b>	<b>2.26</b>
	Thodupuzha(M)	0.02	0.06	0	0.04	0	0	0.01	0.09	0	0.02	0	0.01	
<b>District Total</b>		<b>2.27</b>	<b>9.5</b>	<b>1.04</b>	<b>3.19</b>	<b>0.45</b>	<b>1.86</b>	<b>16.61</b>	<b>57.16</b>	<b>1.17</b>	<b>3.39</b>	<b>0.56</b>	<b>2.27</b>	
Malappuram	Nilambur	0.13	0.13	0.07	0.19	0.06	0.05	0.57	0.42	0.08	0.14	0.26	0.19	
	Wandoor	0.25	0.62	0.09	0.44	0	0.08	0.42	2.56	0.09	0.38	2.77	7.47	
	Kalikav	0.21	0.7	0.08	0.56	0.02	0.23	0.25	1.1	0.05	0.42	0.23	1.07	
	Perinthalmanna	0.48	1.97	0.97	1.94	0.13	2.07	1.46	2.72	1.93	3.21	1.52	7.11	
	Mankada	0.35	0.84	0.19	1.27	0.33	2.76	0.28	0.76	0.92	1.37	1.1	2.37	
	Malappuram	7.9	7.44	0.35	1.22	0.2	0.12	0.55	2.28	1.14	2.6	0.54	2.89	
	Arikkode	0.37	1.88	0.18	0.38	0.04	0.09	0.26	1.35	0.07	0.48	0.55	1.94	
	Kondotty	0.04	1.15	0.05	1.69	0.01	0.83	0.03	2.12	0.56	1.63	0.54	7.3	
	Thirurangadi	0.09	2.6	0.08	0.73	0	0.04	0.07	1.3	0.02	0.85	0.2	3.72	



	Thanur	0.01	0.49	0.01	0.24	0	0.03	0.01	1.18	0.02	0.85	0.03	1.01
	Tirur	0	0.62	0.01	0.42	0	0.06	0.06	1.18	0.05	0.74	0.08	1.13
	Kuttippuram	0.18	2.36	0.02	0.79	0.01	2.75	0.11	2.73	0.09	1.41	0.07	1.6
	Vengara	0.02	0.64	0.04	0.73	0	0.17	0.03	1.31	0.02	0.62	0.05	1.67
	Ponnani	0.23	1.55	0.14	0.81	0	0.16	0.25	0.9	0.17	0.56	0.57	1.65
	Perumpadappu	0.42	0.71	0.07	0.45	0.01	0.24	0.22	1.04	0.16	0.56	0.5	1.96
	<b>Block Total</b>	<b>10.68</b>	<b>23.7</b>	<b>2.35</b>	<b>11.86</b>	<b>0.81</b>	<b>9.68</b>	<b>4.57</b>	<b>22.95</b>	<b>5.37</b>	<b>15.82</b>	<b>9.01</b>	<b>43.08</b>
	Malappuram (M)	0.05	0.31	0.02	0.19	0	0	0.01	0.17	0.01	0.12	0	0.34
	Tirur (M)	0.02	0.09	0.01	0.07	0	0.01	0.03	0.17	0.01	0.07	0.01	0.14
	Manjeri (M)	0.02	1.02	0.02	0.51	0	0	0.01	0.32	0.04	1.02	0.02	0.95
	Ponnani (M)	0.03	0.5	0	0.2	0	0	0	0.24	0	0.04	0	0.35
	Perinthalmanna (M)	0.1	0.07	0.1	0.1	0	0.02	0.11	0.27	0	0.2	1.75	2.7
	Kottakkal(M)	0.02	0.24	0	0.08	0	0.01	0.01	0.41	0.01	0.14	0.01	0.17
	Nilambur(M)	0	0.29	0.01	0.15	0	0.03	0.01	0.28	0	0.21	0	0.13
	<b>Municipality Total</b>	<b>0.24</b>	<b>2.52</b>	<b>0.16</b>	<b>1.3</b>	<b>0</b>	<b>0.07</b>	<b>0.18</b>	<b>1.86</b>	<b>0.07</b>	<b>1.8</b>	<b>1.79</b>	<b>4.78</b>
	<b>District Total</b>	<b>10.92</b>	<b>26.22</b>	<b>2.51</b>	<b>13.16</b>	<b>0.81</b>	<b>9.75</b>	<b>4.75</b>	<b>24.81</b>	<b>5.44</b>	<b>17.62</b>	<b>10.8</b>	<b>47.86</b>

GCPT. 37/93/2016

**Table-3(3b)**  
**Block wise Area under seasonal crops (Area in Hect.) - Summer**

District	Block	Bottleguard		Pumkin		Ashguard		Brinjal		Greenchilli		Tomato	
		HY	L	HY	L	HY	L	HY	L	HY	L	HY	L
Idukki	Adimali	0.14	0.25	0.67	2.51	0.42	2.18	0.44	2.01	1.26	1.72	0.16	0.91
	Devikulam	0.01	0.04	0.14	0.94	0.09	0.66	0.01	0.47	0.06	0.3	0.04	0.44
	Nedumkandam	0.01	0.17	0.09	1.12	0.06	0.19	0.12	0.72	0.04	0.37	0.05	0.33
	Elamdesom	0	0.03	0.25	0.72	0.22	0.71	0.5	0.95	0.19	0.42	0	0.05
	Idukki	0.05	0.15	0.57	3.78	0.36	2.13	0.01	0.79	0.02	0.5	0	0.05
	Kattappana	0	0.28	0.19	1.67	0.02	0.75	0.03	0.43	0.42	1.15	0.04	0.25
	Thodupuzha	0.04	0.03	0.12	0.57	0.04	0.48	0.14	0.86	0.07	0.31	0	0.06
	Azhutha	0.59	0.2	0.51	2.98	1.87	1.48	0.44	2.19	0.69	3.65	0.17	1.02
	<b>Block Total</b>	<b>0.84</b>	<b>1.15</b>	<b>2.54</b>	<b>14.29</b>	<b>3.08</b>	<b>8.58</b>	<b>1.89</b>	<b>8.42</b>	<b>2.75</b>	<b>8.42</b>	<b>0.46</b>	<b>3.11</b>
	Thodupuzha(M)	0	0	0	0.08	0	0.13	0.04	0.17	0.01	0.06	0	0.01
<b>District Total</b>	<b>0.84</b>	<b>1.15</b>	<b>2.54</b>	<b>14.37</b>	<b>3.08</b>	<b>8.71</b>	<b>1.73</b>	<b>8.59</b>	<b>2.76</b>	<b>8.48</b>	<b>0.46</b>	<b>3.12</b>	
Malappuram	Nilambur	0.11	0.44	0.53	1.9	0.43	1.31	0.03	0.09	0.02	0.21	0	0.02
	Wandoor	0.13	0.5	1.04	8.07	0.55	4.96	0.04	0.28	0.08	0.65	0	0.04
	Kalikav	0.13	0.49	0.57	6.13	0.38	3.71	0.17	0.8	0.14	1.04	0.15	0.55
	Perinthalmanna	0.49	1.44	0.44	4.61	0.47	6.87	0.88	1.99	0.06	1.17	0.04	0.3
	Mankada	0.12	0.35	0.29	3.94	0.19	1.42	0.19	1.54	0.2	1.35	0.11	0.36
	Malappuram	0.96	1.3	0.55	3.48	0.19	1.66	0.21	0.8	0.07	0.36	0.1	0.19
	Arikkode	0.71	3.9	0.95	5	0.6	2.12	0.07	0.28	0.03	0.53	0.04	0.31
	Kondotty	0.11	2.81	0.22	3.92	0.12	1.35	0.01	0.29	0.04	0.71	0.02	0.19
Thirurangadi	0.19	2.35	0.09	5.8	0.03	1.39	0	0.13	0.01	0.28	0	0.32	

Thanur	0.1	3.19	0.13	6.93	0.02	1.01	0	0.22	0.01	0.2	0	0.08
Tirur	0.08	2.56	0.16	4.68	0.04	1.24	0	0.21	0	0.19	0	0.16
Kuttippuram	0.23	2.18	0.14	6.33	0.05	2.48	0.12	1.41	0.13	2.7	0	0.15
Vengara	0.24	3.02	0.13	4.43	0.03	0.96	0.02	0.21	0.01	0.28	0.01	0.65
Ponnani	0.16	0.53	0.38	2.59	0.33	1.71	0.12	0.52	0.14	1.45	0	0.05
Perumpadappu	0.16	0.26	0.27	2.42	0.04	1.44	0.02	0.43	0.05	1.09	0	0.13
<b>Block Total</b>	<b>3.92</b>	<b>25.32</b>	<b>5.89</b>	<b>70.23</b>	<b>3.47</b>	<b>33.63</b>	<b>1.88</b>	<b>9.2</b>	<b>0.99</b>	<b>12.21</b>	<b>0.47</b>	<b>3.5</b>
Malappuram (M)	0	0.14	0.03	0.75	0.01	0.39	0.01	0.05	0.02	0.11	0	0.01
Tirur (M)	0	0.04	0.11	0.33	0.07	0.25	0	0.02	0	0.05	0	0.01
Manjeri (M)	0	0.32	0.09	1.14	0.06	1.66	0.01	0.28	0	0.11	0	0.01
Ponnani (M)	0	0.05	0	0.37	0.02	0.24	0	0.07	0	0.03	0	0.01
Perinthalmanna (M)	0	0	0.01	0.31	0.03	0.36	0.02	0.1	0.01	0.04	0	0
Kottakkal(M)	0	0.03	0.02	0.58	0.02	0.29	0.01	0.06	0.01	0.28	0	0.03
Nilambur(M)	0	0.1	0.01	0.64	0.01	0.25	0	0.03	0	0.22	0	0.02
<b>Municipality Total</b>	<b>0</b>	<b>0.68</b>	<b>0.27</b>	<b>4.12</b>	<b>0.22</b>	<b>3.44</b>	<b>0.05</b>	<b>0.61</b>	<b>0.04</b>	<b>0.84</b>	<b>0</b>	<b>0.09</b>
<b>District Total</b>	<b>3.92</b>	<b>28</b>	<b>6.16</b>	<b>74.35</b>	<b>3.69</b>	<b>37.07</b>	<b>1.93</b>	<b>9.81</b>	<b>1.03</b>	<b>13.05</b>	<b>0.47</b>	<b>3.59</b>

**Table-3(3b)**  
**Block wise Area under seasonal crops (Area in Hect.) - Summer**

District	Block	Cabbage		Cauliflower		Carrot		Beetroot		Potato		Lablabean	
		HY	L	HY	L	HY	L	HY	L	HY	L	HY	L
Idukki	Adimali	0	0.03	0.06	0.2	0.01	0.12	0	0	0	0.07	0.07	0.12
	Devikulam	6.82	36.72	0.24	0.15	28.42	264.84	12.42	0.48	14.66	45.71	0.2	0.06
	Nedumkandam	0	0	0	0	0	0	0	0	0	0	0	0
	Elamdesom	0	0.01	0	0	0	0	0	0	0	0	0.01	0.02
	Idukki	0	0.01	0	0	0	0	0	0	0	0	0.01	0.01
	Kattappana	0.03	0.02	0	0.01	0	0.02	0	0.02	0	0.13	0	0.06
	Thodupuzha	0	0	0	0	0	0	0	0	0	0	0	0.04
	Azhutha	0.04	0.27	0.03	0.01	0.02	0.04	0	0	0	0	0	0.04
	<b>Block Total</b>	<b>6.89</b>	<b>37.06</b>	<b>0.33</b>	<b>0.37</b>	<b>28.45</b>	<b>265.02</b>	<b>12.42</b>	<b>0.5</b>	<b>14.66</b>	<b>45.91</b>	<b>0.29</b>	<b>0.35</b>
	Thodupuzha(M)	0	0	0	0	0	0	0	0	0	0	0	0
<b>District Total</b>	<b>6.89</b>	<b>37.06</b>	<b>0.33</b>	<b>0.37</b>	<b>28.45</b>	<b>265.02</b>	<b>12.42</b>	<b>0.5</b>	<b>14.66</b>	<b>45.91</b>	<b>0.29</b>	<b>0.35</b>	
Malappuram	Nilambur	0	0	0	0	0	0	0	0	0	0	0.02	0.06
	Wandoor	0	0	0	0	0	0	0	0	0	0	0.06	0.17
	Kalikav	0.01	0.04	0.01	0.01	0	0	0	0	0	0	0.07	0.25
	Perinthalmanna	0	0	0	0	0	0	0	0	0	0	0.04	0.35
	Mankada	0.01	0	0.01	0	0	0	0	0	0	0	0.07	0.18
	Malappuram	0.03	0	0.09	0.02	0	0	0	0	0	0	0.09	0.16
	Arikkode	0	0.01	0.01	0.06	0	0	0	0	0	0	0.39	1.16
	Kondotty	0	0.01	0	0	0	0	0	0	0	0	0	0.36

	Thirurangadi	0	0	0	0.02	0	0	0	0	0	0	0	0.3
	Thanur	0	0.02	0.02	0.04	0	0	0	0	0	0	0	0.03
	Tirur	0	0.01	0	0	0	0	0	0	0	0	0	0.01
	Kuttippuram	0	0.1	0.01	0.07	0	0	0	0	0	0	0.01	0.17
	Vengara	0	0	0.01	0.07	0	0	0	0	0	0	0	0.11
	Ponnani	0	0	0.01	0.01	0	0	0	0	0	0	0	0.06
	Perumpadappu	0.01	0	0.02	0.03	0	0	0	0	0	0	0.1	0.17
	<b>Block Total</b>	<b>0.06</b>	<b>0.19</b>	<b>0.19</b>	<b>0.33</b>	<b>0</b>	<b>0</b>	<b>0</b>	<b>0</b>	<b>0</b>	<b>0</b>	<b>0.85</b>	<b>3.54</b>
	Malappuram (M)	0	0	0	0	0	0	0	0	0	0	0	0.02
	Tirur (M)	0	0	0.01	0.01	0	0	0	0	0	0	0	0.01
	Manjeri (M)	0	0	0	0	0	0	0	0	0	0	0	0.03
	Ponnani (M)	0	0	0	0	0	0	0	0	0	0	0	0.07
	Perinthalmanna (M)	0	0	0	0	0	0	0	0	0	0	0	0.03
	Kottakkal(M)	0	0	0	0.03	0	0	0	0	0	0	0	0.19
	Nilambur(M)	0	0	0	0.02	0	0	0	0	0	0	0	0.01
	<b>Municipality Total</b>	<b>0</b>	<b>0</b>	<b>0.01</b>	<b>0.06</b>	<b>0</b>	<b>0</b>	<b>0</b>	<b>0</b>	<b>0</b>	<b>0</b>	<b>0</b>	<b>0.36</b>
	<b>District Total</b>	<b>0.06</b>	<b>0.19</b>	<b>0.2</b>	<b>0.39</b>	<b>0</b>	<b>0</b>	<b>0</b>	<b>0</b>	<b>0</b>	<b>0</b>	<b>0.85</b>	<b>3.9</b>



Table-3(3b)  
Block wise Area under seasonal crops (Area in Hect.) - Summer

District	Block	Wingedgourd		Drumstick		Chikkumaneese		Curryleaf		Yardlongbeans		Beans	
		HY	L	HY	L	HY	L	HY	L	HY	L	HY	L
Idukki	Adimali	0	0.03	2.65	9.59	1.22	1.95	2.14	14.31	1.89	15.5	0.29	0.28
	Devikulam	0	0	1.63	5.14	0	0.07	1.2	2.65	0.35	1.45	13.63	64.31
	Nedumkandam	0	0.02	0.99	10.74	0	0.22	0.82	6.37	0.79	2.85	0	0
	Elamdesom	0	0.24	3.91	10.72	0.14	3.52	0.98	16.96	2.99	14.97	0	0.31
	Idukki	0.01	0.39	2.83	17.08	0	0.16	1.6	9.68	12.02	17.51	0.89	2.43
	Kattappana	0	0.02	1.31	10.53	0.01	0.05	0.87	10.83	0.24	38.89	0.28	4.9
	Thodupuzha	0	0	1.21	8.49	0.19	2.12	0.52	11.31	2.73	7.51	0	0
	Azhutha	0.03	0.08	8.38	64.73	0.02	0.07	1.72	11.08	2.69	15.96	1.48	11.72
	<b>Block Total</b>	<b>0.04</b>	<b>0.78</b>	<b>22.91</b>	<b>137.02</b>	<b>1.58</b>	<b>8.16</b>	<b>9.85</b>	<b>83.19</b>	<b>23.7</b>	<b>114.64</b>	<b>16.57</b>	<b>83.95</b>
	Thodupuzha(M)	0	0	0.31	3.65	0.01	1.89	0.06	4.8	0.26	1.18	0	0.01
<b>District Total</b>	<b>0.04</b>	<b>0.78</b>	<b>23.22</b>	<b>140.67</b>	<b>1.59</b>	<b>10.05</b>	<b>9.91</b>	<b>87.99</b>	<b>23.96</b>	<b>115.82</b>	<b>16.57</b>	<b>83.96</b>	
Malappuram	Nilambur	0	0.02	7.05	46.05	0.19	1.79	5.26	20.89	3.35	4.21	0	0
	Wandoor	0.03	0.24	2.45	63.35	0.04	0.45	0.63	15.39	3.75	15.64	0	0
	Kalikav	0	0.05	2.96	68.67	0.05	1.23	1.04	25.49	1.72	9.5	0	0
	Perinthalmanna	0	0.07	7.42	108.89	0.16	0.91	1.16	15.21	11.58	16.8	0	0
	Mankada	0.02	0.02	4.18	42.55	0.18	0.51	0.64	5.08	3.4	13.08	0	0
	Malappuram	0	0.01	5.05	33.37	0.09	0.26	0.49	14.85	1.04	17.84	0	0
	Arikkode	0	0.08	1.39	75.46	0.4	2.3	0.87	31.11	2.59	12.67	0	0
	Kondotty	0	0.06	7.41	56.32	0.04	1.29	4.91	32.49	3.44	28.29	0	0
	Thirurangadi	0	0.01	5.38	83.72	0.05	0.13	0.68	13.92	2.38	17.02	0	0

	Thanur	0.01	0.03	1.31	47.19	0.01	0.07	0.14	14.62	0.21	11.53	0	0
	Tirur	0.01	0	2.16	38.75	0	0.01	0.15	24.54	0.05	2.45	0	0
	Kuttippuram	0.01	0	2.3	72.03	0	0.02	0.13	23.46	1.44	7.86	0	0
	Vengara	0.01	0.02	0.64	61.93	0	0.12	0.13	22.72	1.19	12.05	0	0
	Ponnani	0	0	0.38	21.85	0.01	1.09	0.05	13.48	0.24	1.38	0	0
	Perumpadappu	0	0.01	0.06	18.72	0	1.49	0.09	18.05	0.24	4.38	0	0
	<b>Block Total</b>	<b>0.09</b>	<b>0.62</b>	<b>50.14</b>	<b>838.85</b>	<b>1.22</b>	<b>11.67</b>	<b>16.37</b>	<b>291.3</b>	<b>36.62</b>	<b>174.7</b>	<b>0</b>	<b>0</b>
	Malappuram (M)	0	0	0.71	5.34	0.01	0.01	0.25	2.08	0.21	1.73	0	0
	Tirur (M)	0	0.01	0.1	11.81	0	0.22	0.02	2.7	0.16	2.41	0	0
	Manjeri (M)	0	0.01	5.38	31.36	0.2	0.57	0.42	10.63	1.37	9.32	0	0
	Ponnani (M)	0	0	0.73	9.9	0	0.35	0.13	3.05	1.05	2.57	0	0
	Perinthalmanna (M)	0	0	0	14.91	0	0	0	0.08	0	0	0	0
	Kottakkal(M)	0	0	0.08	6.12	0.01	0.5	0.06	4.49	0.06	0.74	0	0
	Nilambur(M)	0	0.01	0.08	7.02	0	0	0.14	8.62	0.01	0.79	0	0
	<b>Municipality Total</b>	<b>0</b>	<b>0.03</b>	<b>7.06</b>	<b>86.46</b>	<b>0.22</b>	<b>1.65</b>	<b>1.02</b>	<b>31.65</b>	<b>2.86</b>	<b>17.56</b>	<b>0</b>	<b>0</b>
	<b>District Total</b>	<b>0.09</b>	<b>0.65</b>	<b>57.2</b>	<b>925.31</b>	<b>1.44</b>	<b>13.32</b>	<b>17.39</b>	<b>322.95</b>	<b>39.48</b>	<b>192.26</b>	<b>0</b>	<b>0</b>

**Table-3(3b)**  
**Block wise Area under seasonal crops (Area in Hect.) - Summer**

District	Block	Greenpeas		Breadfruit		Othervegetables	
		HY	L	HY	L	HY	L
Idukki	Adimali	0	0	0	0	0	1.12
	Devikulam	5.41	39.35	0	0	1.49	54.52
	Nedumkandam	0	0	0	0	0	0
	Elamdesom	0	0	0.01	0.02	0.05	0.02
	Idukki	0	0	0	0.38	0	0.08
	Kattappana	0	0	0.02	0.18	0	0.02
	Thodupuzha	0	0	0	0.13	0	0.25
	Azhutha	0	0	0	0.24	0.01	0.21
	<b>Block Total</b>	<b>5.41</b>	<b>39.35</b>	<b>0.03</b>	<b>0.95</b>	<b>1.55</b>	<b>56.22</b>
	Thodupuzha(M)	0	0	0	0.01	0	0.14
<b>District Total</b>	<b>5.41</b>	<b>39.35</b>	<b>0.03</b>	<b>0.96</b>	<b>1.55</b>	<b>56.36</b>	
Malappuram	Nilambur	0	0	0	0	0	0
	Wandoor	0	0	0	0	0	0
	Kalikav	0	0	0	0	0	0
	Perinthalmanna	0	0	0	0	0	0
	Mankada	0	0	0	0	0	0
	Malappuram	0	0	0	0	0	0
	Arikkode	0	0	0	0	0	0
	Kondotty	0	0	0	0	0	0

Thirurangadi	0	0	0	0	0	0
Thanur	0	0	0	0	0	0
Tirur	0	0	0	0	0	0
Kuttiyapuram	0	0	0	0	0	0
Vengara	0	0	0	0	0	0
Ponnani	0	0	0	0	0	0
Perumpadappu	0	0	0	0	0	0
<b>Block Total</b>	<b>0</b>	<b>0</b>	<b>0</b>	<b>0</b>	<b>0</b>	<b>0</b>
Malappuram (M)	0	0	0	0	0	0
Tirur (M)	0	0	0	0	0	0
Manjeri (M)	0	0	0	0	0	0
Ponnani (M)	0	0	0	0	0	0
Perinthalmanna (M)	0	0	0	0	0	0
Kottakkal(M)	0	0	0	0	0	0
Nilambur(M)	0	0	0	0	0	0
<b>Municipality Total</b>	<b>0</b>	<b>0</b>	<b>0</b>	<b>0</b>	<b>0</b>	<b>0</b>
<b>District Total</b>	<b>0</b>	<b>0</b>	<b>0</b>	<b>0</b>	<b>0</b>	<b>0</b>

GCPT, 3/7/93/2016

**Table-4 (1a)**  
**District wise Production under seasonal crops (in tones) - Autumn**

District	Amaranthus	LadiesFinger	Chinesepotato	Bitterguard	snakeguard	Cucumber	Bottleguard	Pumkin	Ashguard	Brinjal
Idukki	246.582	86.159	11.46	7704.154	107.887	66.095	56.89	494.838	245.302	250.612
Malappuram	431.079	163.936	88.749	209.34	275.501	1261.879	342.923	656.359	579.203	242.614

District	Greenchilli	Tomato	Cabbage	Cauliflower	Carrot	Beetroot	Potato	Lablabean	Swordbean	Amara
Idukki	226.863	108.388	11752.2	74.622	18974.228	291.819	20735.743	193.981	1609.292	29.502
Malappuram	53.771	10.218	2.694	6.214	0	0	0	15.649	199.896	0.405

District	Wingedbean	Clovebean	Littlegourd	Ridgegourd	Wingedgourd	Drumstick	Chikkumaneese	Curryleaf	Yardlongbeans	Beans
Idukki	110.084	9.615	302.381	68.29	25.446	2731.527	165.292	252.312	4007.129	3677.8
Malappuram	3.247	0.905	77.642	5.283	27.909	1566.023	15.433	523.225	3471.651	0

District	Greenpeas	Breadfruit	Othervegetables
Idukki	7.875	10.868	2149.263
Malappuram	0	0	0



**Table-4 (2a)**  
**District wise Production under seasonal crops (in tones) - Winter**

District	Amaranthus	LadleeFinger	Chlnesepotato	Bitterguard	snakeguard	Cucumber	Bottleguard	Pumkin	Ashguard	Brinjal
Idukki	125.017	41.511	10.698	2487.911	59.908	33.697	25.283	321.772	164.261	126.657
Malappuram	376.531	102.231	105.127	175.491	294.82	947.921	339.732	555.162	363.399	219.673

District	Greenchilli	Tomato	Cabbage	Cauliflower	Carrot	Beetroot	Potato	Lablabean	Swordbean	Amara
Idukki	131.418	73.133	21799.07	42.538	22529.499	259.573	2172.281	62.49	1065.464	19.483
Malappuram	57.622	12.757	4.485	4.081	0	0	0	17.859	233.841	0.367

District	Wingedbean	Clovebean	Littlegourd	Ridgegourd	Wingedgourd	Drumstick	Chikkumaneesa	Curryleaf	Yardlongbeans	Beans
Idukki	49.067	5.248	308.617	58.19	31.603	2854.482	149.492	241.354	2820.478	5438.499
Malappuram	3.625	0.986	77.612	5.276	3.32	1972.835	15.729	676.738	3248.481	0

District	Greenpeas	Breadfruit	Othervegetables
Idukki	112.2	11.313	2693.51
Malappuram	0	0	0

Table-4 (3a)

District wise Production under seasonal crops (in tones) - Summer

District	Amaranthus	LadlesFinger	Chinesepotato	Bitterguard	snakeguard	Cucumber	Bottleguard	Pumkin	Ashguard	Brinjal
Idukki	81.961	30.319	6.17	1175.368	35.156	31.959	17.339	219.858	135.444	87.717
Malappuram	343.143	76.69	62.117	137.407	297.112	809.252	324.331	587.163	357.823	129.588

District	Greenchilli	Tomato	Cabbage	Cauliflower	Carrot	Beetroot	Potato	Lablabean	Swordbean	Amara
Idukki	78.665	42.057	3988.09	9.726	7042.054	200.078	1436.812	20.983	867.11	15.499
Malappuram	80.04	12.111	1.467	3.148	0	0	0	11.575	165.613	2.317

District	Wingedbean	Clovebean	Littlegourd	Ridgegourd	Wingedgourd	Drumstick	Chikkumaneese	Curryleaf	Yardlongbeans	Beans
Idukki	47.807	4.351	234.952	46.306	30.922	2364.799	177.128	239.167	2150.604	1162.483
Malappuram	6.37	1.017	62.543	3.923	2.809	2909.069	15.946	783.116	2544.256	0

District	Greenpeas	Breadfruit	Othervegetables
Idukki	248.567	40.212	547.875
Malappuram	0	0	0

**Table-4(1b)**  
**Block wise Production under seasonal crops (in tones) - Autumn**

District	Block	Amaranthus	LadiesFinger	Chinesepotato	Bitterguard	snakeguard	Cucumber	Bottleguard	Pumkin.
Idukki	Adimali	21.612	17.677	1.507	576.232	13.869	14.617	12.74	86.002
	Devikulam	50.737	5.364	2.514	70.82	5.674	5	27.451	104.107
	Nedumkandam	14.892	3.563	0.764	180.683	4.872	4.751	2.77	30.412
	Elamdesom	27.106	19.568	1.024	37.011	24.865	17.934	2.759	33.22
	Idukki	34.286	12.529	3.926	4372.192	38.718	8.916	1.607	72.934
	Kattappana	26.907	9.748	0.882	2157.035	11.011	7.976	4.446	97.636
	Thodupuzha	16.185	12.26	0.378	19.418	3.116	4.546	1.464	16.238
	Azhutha	53.323	4.549	0.433	286.241	5.033	1.42	3.345	50.917
	<b>Block Total</b>	<b>245.048</b>	<b>85.258</b>	<b>11.428</b>	<b>7699.632</b>	<b>107.158</b>	<b>65.16</b>	<b>56.582</b>	<b>491.466</b>
	Thodupuzha(M)	1.534	0.901	0.032	4.522	0.729	0.935	0.308	3.372
<b>District Total</b>	<b>246.582</b>	<b>86.159</b>	<b>11.46</b>	<b>7704.154</b>	<b>107.887</b>	<b>66.095</b>	<b>56.89</b>	<b>494.838</b>	
Malappuram	Nilambur	7.935	4.227	2.077	24.476	7.726	18.753	16.41	32.377
	Wandoor	13.881	12.329	0.853	33.68	10.711	466.967	15.872	144.049
	Kalikav	23.211	7.591	0.485	14.577	7.792	24.802	17.752	61.892
	Perinthalmanna	115.581	47.539	25.832	35.253	35.406	293.363	51.635	66.864
	Mankada	47.242	20.445	16.487	7.602	38.355	113.786	14.986	88.308
	<b>Malappuram</b>	<b>145.55</b>	<b>17.958</b>	<b>11.888</b>	<b>24.35</b>	<b>66.959</b>	<b>62.371</b>	<b>21.556</b>	<b>27.495</b>
	Arikkode	11.792	5.079	0.799	28.156	16.785	55.33	96.977	73.082
	Kondotty	7.647	15.748	17.292	7.092	2.407	28.224	15.908	17.67
	Thirurangadi	15.583	1.419	0.044	4.8	5.005	55.13	38.465	26.645
Thanur	0.827	0.328	0.05	1.168	2.402	3.956	16.628	19.54	

	Tirur	0.369	0.272	0.039	0.709	0.654	1.733	6.091	6.832
	Kuttippuram	11.457	5.109	12.395	7.738	9.727	5.048	7.119	20.251
	Vengara	1.654	2.8	0.108	2.251	1.668	7.693	12.729	11.814
	Ponnani	7.21	4.536	0.046	1.418	0.222	0.635	0.134	3.272
	Perumpadappu	7.235	3.012	0.105	2.085	1.1	4.464	1.383	6.989
	<b>Block Total</b>	<b>417.174</b>	<b>148.392</b>	<b>88.5</b>	<b>195.355</b>	<b>206.919</b>	<b>1142.255</b>	<b>333.645</b>	<b>627.08</b>
	Malappuram (M)	1.578	1.207	0.017	4.73	5.611	4.065	0.364	5.951
	Tirur (M)	0.327	0.319	0.007	0.255	0.098	0.748	0.091	0.354
	Manjeri (M)	1.992	8.305	0.004	3.589	59.83	47.056	4.337	11.049
	Ponnani (M)	0.535	0.366	0.004	0.996	0.273	0.233	0.018	1.479
	Perinthalmanna (M)	4.127	2.167	0.016	1.116	0.407	52.417	1.48	3.556
	Kottakkal(M)	0.661	1.174	0	1.279	1.773	5.106	1.948	2.216
	Nilambur(M)	4.685	2.006	0.201	2.018	0.59	9.999	1.04	4.674
	<b>Municipality Total</b>	<b>13.905</b>	<b>15.544</b>	<b>0.249</b>	<b>13.985</b>	<b>68.582</b>	<b>119.624</b>	<b>9.278</b>	<b>29.279</b>
	<b>District Total</b>	<b>431.079</b>	<b>163.936</b>	<b>88.749</b>	<b>209.34</b>	<b>275.501</b>	<b>1261.879</b>	<b>342.923</b>	<b>656.359</b>

**Table-4(1b)**  
**Block wise Production under seasonal crops (in tones) - Autumn**

District	Block	Ashguard	Brinjal	Greenchilli	Tomato	Cabbage	Cauliflower	Carrot	Beetroot	Potato
Idukki	Adimali	82.071	34.247	44.223	15.313	8.339	4.378	4.013	0.113	0.595
	Devikulam	35.716	10.643	29.002	16.646	11717.35	67.757	18965.481	285.059	20733.637
	Nedumkandam	9.152	25.182	15.162	7.566	10.176	0	0	0	0
	Elamdesom	23.868	15.709	6.244	1.065	0.517	0.349	0.438	0.195	0.099
	Idukki	23.42	87.1	34.055	35.463	0.581	0.072	0.006	0.032	0.011
	Kattappana	19.377	38.888	40.68	18.917	12.496	1.618	3.112	6.361	0.71
	Thodupuzha	14.602	7.637	1.796	0.647	0	0	0	0	0
	Azhutha	33.297	29.663	55.346	12.62	2.704	0.432	1.178	0.059	0.691
	<b>Block Total</b>	<b>241.503</b>	<b>249.069</b>	<b>226.508</b>	<b>108.237</b>	<b>11752.16</b>	<b>74.606</b>	<b>18974.228</b>	<b>291.819</b>	<b>20735.743</b>
	Thodupuzha(M)	3.799	1.543	0.355	0.151	0.037	0.016	0	0	0
<b>District Total</b>	<b>245.302</b>	<b>250.612</b>	<b>228.863</b>	<b>108.388</b>	<b>11752.2</b>	<b>74.622</b>	<b>18974.228</b>	<b>291.819</b>	<b>20735.743</b>	
Malappuram	Nilambur	27.915	1.548	0.612	0.189	0.785	0.84	0	0	0
	Wandoor	124.098	1.758	4.541	0.279	0.233	0.174	0	0	0
	Kalikav	61.069	17.005	3.58	2.294	0.37	0.075	0	0	0
	Perinthalmanna	204.504	149.341	9.739	0.924	0.222	0.034	0	0	0
	Mankada	35.152	41.329	10.936	0.561	0.108	0.035	0	0	0
	Malappuram	24.501	6.575	1.535	0.643	0.29	0.829	0	0	0
	Arikkode	27.719	2.101	0.691	1.774	0.314	1.315	0	0	0
	Kondotty	7.988	1.237	0.754	0.894	0.023	0.062	0	0	0
	Thirurangadi	2.852	0.186	0.895	1.197	0.012	0.024	0	0	0
	Thanur	1.32	0.155	0.203	0.101	0.086	0.072	0	0	0



Tirur	1.189	0.15	0.394	0.207	0.006	0.004	0	0	0
Kuttippuram	6.062	8.555	5.068	0.107	0.152	0.823	0	0	0
Vengara	2.559	0.66	0.636	0.333	0	0.001	0	0	0
Ponnani	1.913	1.688	7.74	0.124	0.005	0.013	0	0	0
Perumpadappu	2.017	2.412	3.996	0.373	0.07	0.111	0	0	0
<b>Block Total</b>	<b>530.858</b>	<b>234.7</b>	<b>51.32</b>	<b>10</b>	<b>2.676</b>	<b>4.412</b>	<b>0</b>	<b>0</b>	<b>0</b>
Malappuram (M)	3.195	1.021	0.753	0.062	0.003	0.082	0	0	0
Tirur (M)	0.184	0.021	0.36	0.034	0.001	0.018	0	0	0
Manjeri (M)	35.85	4.288	0.172	0.038	0.001	0.59	0	0	0
Ponnani (M)	0.745	0.199	0.127	0.041	0.002	0.103	0	0	0
Perinthalmanna (M)	3.194	0.958	0.279	0	0	0	0	0	0
Kottakkal(M)	2.069	0.316	0.682	0.009	0	0	0	0	0
Nilambur(M)	3.108	1.111	0.078	0.034	0.011	1.009	0	0	0
<b>Municipality Total</b>	<b>48.345</b>	<b>7.914</b>	<b>2.451</b>	<b>0.218</b>	<b>0.018</b>	<b>1.802</b>	<b>0</b>	<b>0</b>	<b>0</b>
<b>District Total</b>	<b>579.203</b>	<b>242.614</b>	<b>53.771</b>	<b>10.218</b>	<b>2.694</b>	<b>6.214</b>	<b>0</b>	<b>0</b>	<b>0</b>

**Table-4(1b)**  
**Block wise Production under seasonal crops (in tones) - Autumn**

District	Block	Lablabean	Swordbean	Amara	Wingedbean	Clovebean	Littlegourd	Ridgegourd	Wingedgourd
Idukki	Adimali	4.12	841.275	3.961	16.435	1.547	125.815	23.9	3.985
	Devikulam	187.492	126.622	4.599	3.946	2.572	43.482	6.617	0.015
	Nedumkandam	0.014	37.288	5.19	7.3	1.457	9.422	7.132	2.607
	Elamdesom	0.166	302.32	7.28	21.502	1.019	22.36	5.306	4.629
	Idukki	0.05	119.978	0.475	1.19	0.834	31.158	8.467	5.612
	Kattappana	0.219	58.185	3.618	5.884	1.262	31.083	11.335	5.667
	Thodupuzha	0.619	57.34	1.948	50.638	0.49	14.325	1.057	0.373
	Azhutha	1.287	53.778	0.171	2.333	0.325	18.707	3.461	2.409
	<b>Block Total</b>	<b>193.967</b>	<b>1596.786</b>	<b>27.242</b>	<b>109.228</b>	<b>9.506</b>	<b>296.352</b>	<b>67.275</b>	<b>25.297</b>
	Thodupuzha(M)	0.014	12.506	2.26	0.856	0.109	6.029	1.015	0.149
<b>District Total</b>	<b>193.981</b>	<b>1609.292</b>	<b>29.502</b>	<b>110.084</b>	<b>9.615</b>	<b>302.381</b>	<b>68.29</b>	<b>25.446</b>	
Malappuram	Nilambur	0.259	30.04	0.011	0.043	0.281	7.455	0.087	0.021
	Wandoor	0.574	1.983	0.096	0.178	0.074	1.826	0.945	19.288
	Kalikav	0.783	11.125	0.164	0.062	0.098	9.212	0.163	0.112
	Perinthalmanna	3.262	31.226	0.016	0.185	0.102	25.263	1.331	2.59
	Mankada	0.653	12.933	0.003	0.172	0.02	10.03	0.127	0.046
	Malappuram	0.264	4.91	0.004	0.021	0.006	5.19	0.108	0.023
	Arikkode	3.975	33.552	0.034	0.186	0.17	2.078	0.698	5.343
	Kondotty	2.739	42.97	0.017	0.283	0.039	1.785	0.473	0.3
	Thirurangadi	1.297	2.43	0.007	0.554	0.01	0.712	0.167	0.015
	Thanur	0.552	3.157	0.004	0.271	0.006	0.64	0.283	0.085

Tirur	0.008	1.113	0.009	0.141	0.002	1.16	0.386	0
Kuttippuram	0.45	2.908	0.01	0.286	0.002	8.696	0.178	0.012
Vengara	0.075	9.405	0.004	0.054	0.005	0.521	0.16	0.003
Ponnani	0.045	2.284	0.011	0.025	0.015	0.862	0.022	0.028
Perumpadappu	0.083	1.835	0.004	0.615	0.031	0.416	0.084	0.021
<b>Block Total</b>	<b>15.019</b>	<b>191.871</b>	<b>0.394</b>	<b>3.076</b>	<b>0.861</b>	<b>75.846</b>	<b>5.212</b>	<b>27.887</b>
Malappuram (M)	0.245	0.057	0	0.055	0.009	0.44	0.002	0.002
Tirur (M)	0.03	1.087	0.001	0.039	0.002	0.03	0	0
Marjeri (M)	0.093	0.77	0.005	0.033	0.022	0.631	0.036	0.019
Ponnani (M)	0.009	3.957	0.004	0.04	0.005	0.025	0	0
Perinthalmanna (M)	0.105	0.976	0	0	0	0.142	0	0
Kottakkal(M)	0.014	0.263	0	0.002	0	0.123	0.006	0
Nilambur(M)	0.134	0.915	0.001	0.002	0.006	0.405	0.027	0.001
<b>Municipality Total</b>	<b>0.63</b>	<b>8.025</b>	<b>0.011</b>	<b>0.171</b>	<b>0.044</b>	<b>1.798</b>	<b>0.071</b>	<b>0.022</b>
<b>District Total</b>	<b>15.649</b>	<b>199.896</b>	<b>0.405</b>	<b>3.247</b>	<b>0.905</b>	<b>77.642</b>	<b>5.283</b>	<b>27.909</b>

**Table-4(1b)**  
**Block wise Production under seasonal crops (in tones) - Autumn**

District	Block	Drumstick	Chikkumaneese	Curryleaf	Yardlongbeans	Beans	Greenpeas	Breadfruit	Othervegetables
Idukki	Adimali	1105.274	42.644	33.899	657.102	24.863	0	0	0.488
	Devikulam	269.624	2.216	4.627	74.068	3340.389	7.875	0	2143.881
	Nedumkandam	107.486	0.92	14.194	75.376	0	0	0	0
	Elamdesom	117.527	56.758	31.649	245.007	0.175	0	0	0.336
	Idukki	101.049	1.06	11.541	2039.072	140.969	0	0.988	1.317
	Kattappana	307.371	1.648	29.731	672.281	76.943	0	6.422	0.006
	Thodupuzha	87.637	33.578	23.132	98.695	0	0	0	0.589
	Azhutha	627.048	0.916	94.859	130.308	94.376	0	3.458	1.394
	<b>Block Total</b>	<b>2723.016</b>	<b>139.74</b>	<b>243.632</b>	<b>3991.909</b>	<b>3677.715</b>	<b>7.875</b>	<b>10.868</b>	<b>2148.011</b>
	Thodupuzha(M)	8.511	25.552	8.68	15.22	0.085	0	0	1.252
<b>District Total</b>	<b>2731.527</b>	<b>165.292</b>	<b>252.312</b>	<b>4007.129</b>	<b>3677.8</b>	<b>7.875</b>	<b>10.868</b>	<b>2149.263</b>	
Malappuram	Nilambur	68.135	2.406	19.957	249.609	0	0	0	0
	Wandoor	144.09	0.507	13.061	854.222	0	0	0	0
	Kalikav	90.188	1.322	48.037	295.827	0	0	0	0
	Perinthalmanna	232.771	0.777	74.825	387.754	0	0	0	0
	Mankada	73.594	0.727	34.286	189.813	0	0	0	0
	Malappuram	96.579	0.388	22.99	203.398	0	0	0	0
	Arikkode	104.268	4.098	38.039	300.796	0	0	0	0
	Kondotty	108.163	0.929	31.397	370.029	0	0	0	0
	Thirurangadi	95.965	0.083	29.302	55.129	0	0	0	0
Thanur	53.533	0.255	18.908	35.429	0	0	0	0	

Tirur	30.386	0.003	74.481	0.915	0	0	0	0
Kuttippuram	162.274	0.005	40.866	53.918	0	0	0	0
Vengara	108.343	0.018	33.444	49.252	0	0	0	0
Ponnani	24.573	0.889	5.066	1.881	0	0	0	0
Perumpadappu	20.866	0.839	9.074	4.516	0	0	0	0
<b>Block Total</b>	<b>1413.728</b>	<b>13.246</b>	<b>493.733</b>	<b>3052.488</b>	<b>0</b>	<b>0</b>	<b>0</b>	<b>0</b>
Malappuram (M)	12.934	0.222	2.074	27.219	0	0	0	0
Tirur (M)	1.782	0	12.488	3.567	0	0	0	0
Manjeri (M)	97.581	1.329	8.728	287.798	0	0	0	0
Ponnani (M)	2.783	0.369	1.171	0.265	0	0	0	0
Perinthalmanna (M)	3.995	0	0.063	0	0	0	0	0
Kottakkal(M)	14.981	0.003	2.809	22.446	0	0	0	0
Nilambur(M)	18.239	0.264	2.159	77.868	0	0	0	0
<b>Municipality Total</b>	<b>152.295</b>	<b>2.187</b>	<b>29.492</b>	<b>419.163</b>	<b>0</b>	<b>0</b>	<b>0</b>	<b>0</b>
<b>District Total</b>	<b>1566.023</b>	<b>15.433</b>	<b>523.225</b>	<b>3471.651</b>	<b>0</b>	<b>0</b>	<b>0</b>	<b>0</b>



**Table-4(2b)**  
**Block wise Production under seasonal crops (in tones) - Winter**

District	Block	Amaranthus	LadiesFinger	Chinesepotato	Bitterguard	snakeguard	Cucumber	Bottleguard	Pumkin
Idukki	Adimali	15.27	10.875	4.252	412.395	13.463	8.008	8.83	72.941
	Devikulam	18.568	4.92	1.379	33.949	3.388	7.224	2.191	48.274
	Nedumkandam	8.269	1.754	0	266.481	1.481	2.103	4.577	37.879
	Elamdesom	15.645	7.564	0.403	23.251	19.467	5.8	1.745	16.072
	Idukki	14.797	3.13	3.09	981.606	10.435	4.769	1.397	39.823
	Kattappana	5.032	1.416	0.436	374.208	3.317	1.922	2.477	42.765
	Thodupuzha	9.757	5.667	0.362	13.528	2.633	1.708	0.672	7.612
	Azhutha	35.985	5.627	0.751	378.635	4.75	1.355	3.108	53.993
	<b>Block Total</b>	<b>123.323</b>	<b>40.753</b>	<b>10.673</b>	<b>2484.053</b>	<b>58.934</b>	<b>32.889</b>	<b>24.997</b>	<b>319.359</b>
	Thodupuzha(M)	1.694	0.758	0.025	3.858	0.974	0.808	0.288	2.413
<b>District Total</b>	<b>125.017</b>	<b>41.511</b>	<b>10.698</b>	<b>2487.911</b>	<b>59.908</b>	<b>33.697</b>	<b>25.283</b>	<b>321.772</b>	
Malappuram	Nilambur	4.151	2.781	1.84	11.274	6.775	9.179	10.705	14.401
	Wandoor	3.726	5.759	0.65	41.842	5.341	246.53	12.143	85.834
	Kalikav	14.214	4.883	0.147	10.304	3.898	21.179	9.318	39.556
	Perinthalmanna	71.979	24.68	40.353	17.74	41.983	283.023	46.832	56.358
	Mankada	30.359	9.647	38.715	4.897	34.332	96.228	11.778	63.673
	Malappuram	174.416	10.846	5.537	18.414	107.418	48.542	19.619	21.663
	Arikkode	7.552	4.004	0.426	11.939	10.273	37.044	62.128	42.687
	Kondotty	5.6	13.697	0.192	12.186	9.153	24.762	29.702	17.705
	Thirurangadi	19.533	3.083	0.069	7.308	6.125	90.802	48.438	48.015
	Thanur	1.132	0.442	0.047	1.925	4.385	6.603	23.027	36.178

GCPT. 37/93/2016

Tirur	1.72	0.643	0.059	1.91	2.144	4.467	16.92	26.793
Kuttippuram	10.316	4.047	14.818	14.112	11.982	7.589	12.292	39.621
Vengara	2.293	4.107	0.177	5.069	4.467	14.434	26.813	29.418
Ponnani	8.417	3.513	1.198	2.273	0.796	3.987	1.013	5.748
Perumpadappu	7.83	2.906	0.106	3.428	1.143	6.014	1.569	7.922
<b>Block Total</b>	<b>363.238</b>	<b>95.038</b>	<b>104.334</b>	<b>164.621</b>	<b>250.215</b>	<b>900.383</b>	<b>332.297</b>	<b>535.572</b>
Malappuram (M)	1.396	1.218	0.017	2.845	4.096	1.984	0.265	1.873
Tirur (M)	0.372	0.371	0.005	0.295	0.455	0.738	0.247	1.074
Manjeri (M)	1.786	2.46	0.006	2.56	36.801	19.776	1.773	6.242
Ponnani (M)	2.307	0.892	0.01	1.819	0.48	0.94	0.05	2.843
Perinthalmanna (M)	3.068	0.517	0.545	0.572	0.337	15.02	2.31	3
Kottakkal(M)	0.52	0.651	0.09	1.319	1.904	4.514	2.039	2.204
Nilambur(M)	3.844	1.084	0.12	1.46	0.532	4.566	0.751	2.354
<b>Municipality Total</b>	<b>13.293</b>	<b>7.193</b>	<b>0.793</b>	<b>10.87</b>	<b>44.605</b>	<b>47.538</b>	<b>7.435</b>	<b>19.59</b>
<b>District Total</b>	<b>376.531</b>	<b>102.231</b>	<b>105.127</b>	<b>175.491</b>	<b>294.82</b>	<b>947.921</b>	<b>339.732</b>	<b>555.162</b>

**Table-4(2b)**  
**Block wise Production under seasonal crops (in tones) - Winter**

District	Block	Ashguard	Brinjal	Greenchilli	Tomato	Cabbage	Cauliflower	Carrot	Beetroot	Potato
Idukki	Adimali	64.04	20.368	32.089	13.089	3.797	4.17	9.028	0.076	5.743
	Devikulam	13.793	7.55	20.877	17.676	21786.374	36.845	22518.271	257.08	2166.25
	Nedumkandam	4.854	22.809	6.39	14.398	0.03	0	0	0	0
	Elamdesom	19.804	9.52	4.63	1.118	0.276	0.162	0.01	0.01	0.097
	Idukki	13.829	12.288	7.326	4.227	0.468	0.42	0.008	0.08	0.04
	Kattappana	9.025	10.425	9.537	5.477	3.463	0.345	0.239	2.131	0.114
	Thodupuzha	6.804	9.056	2.794	0.75	0	0	0	0	0
	Azhutha	29.295	32.862	47.393	16.054	4.406	0.429	1.939	0.196	0.037
	<b>Block Total</b>	<b>161.444</b>	<b>124.878</b>	<b>131.036</b>	<b>72.789</b>	<b>21798.814</b>	<b>42.371</b>	<b>22529.495</b>	<b>259.573</b>	<b>2172.281</b>
	Thodupuzha(M)	2.817	1.779	0.382	0.344	0.256	0.167	0.004	0	0
<b>District Total</b>	<b>164.261</b>	<b>126.657</b>	<b>131.418</b>	<b>73.133</b>	<b>21799.07</b>	<b>42.538</b>	<b>22529.499</b>	<b>259.573</b>	<b>2172.281</b>	
Malappuram	Nilambur	19.183	0.935	0.666	0.251	0.134	0.249	0	0	0
	Wandoor	41.275	1.974	7.98	0.184	0.206	0.091	0	0	0
	Kalikav	27.867	12.858	3.283	2.991	0.499	0.179	0	0	0
	Perinthalmanna	140.103	120.539	7.978	1.292	1.488	0.11	0	0	0
	Mankada	27.455	48.725	8.625	0.69	0.137	0.053	0	0	0
	Malappuram	16.728	5.992	1.424	0.853	0.238	0.688	0	0	0
	Arikkode	14.743	2.024	0.651	1.196	0.055	0.557	0	0	0
	Kondotty	9.414	1.133	0.84	0.801	0.025	0.056	0	0	0
	Thirurangadi	11.758	0.294	1.228	1.447	0.126	0.088	0	0	0
Thanur	2.785	0.493	0.247	0.11	0.584	0.115	0	0	0	

Tirur	3.694	0.52	0.597	0.385	0.138	0.032	0	0	0
Kuttippuram	10.054	9.901	9.036	0.378	0.536	0.103	0	0	0
Vengara	5.864	1.046	1.212	1.275	0.012	0.049	0	0	0
Ponnani	3.26	3.369	7.655	0.181	0.097	0.337	0	0	0
Perumpadappu	2.899	4.095	4.173	0.489	0.195	0.239	0	0	0
<b>Block Total</b>	<b>337.082</b>	<b>213.898</b>	<b>55.595</b>	<b>12.523</b>	<b>4.47</b>	<b>2.946</b>	<b>0</b>	<b>0</b>	<b>0</b>
Malappuram (M)	3.989	0.487	0.506	0.049	0.003	0.461	0	0	0
Tirur (M)	0.278	0.022	0.403	0.035	0.001	0.028	0	0	0
Manjeri (M)	14.014	3.571	0.117	0.03	0.003	0.06	0	0	0
Ponnani (M)	1.943	0.339	0.159	0.063	0.005	0.102	0	0	0
Perinthalmanna (M)	2.692	0.459	0.171	0.018	0	0	0	0	0
Kottakkal(M)	1.84	0.126	0.614	0.012	0	0.005	0	0	0
Nilambur(M)	1.561	0.771	0.057	0.027	0.003	0.479	0	0	0
<b>Municipality Total</b>	<b>26.317</b>	<b>5.775</b>	<b>2.027</b>	<b>0.234</b>	<b>0.015</b>	<b>1.135</b>	<b>0</b>	<b>0</b>	<b>0</b>
<b>District Total</b>	<b>363.399</b>	<b>219.673</b>	<b>57.622</b>	<b>12.757</b>	<b>4.485</b>	<b>4.081</b>	<b>0</b>	<b>0</b>	<b>0</b>

**Table-4(2b)**  
**Block wise Production under seasonal crops (In tones) - Winter**

District	Block	Lablabean	Swordbean	Amara	Wingedbean	Clovebean	Littlegourd	Ridgegourd	Wingedgourd	Drumstick
Idukki	Adimali	21.57	429.63	0.63	10.686	1.614	131.461	19.976	6.217	1107.23
	Devikulam	38.798	88.018	2.298	3.185	0.225	36.98	1.12	0.149	328.416
	Nedumkandam	0.012	23.273	6.11	3.918	0.326	14.295	3.121	1.145	94.482
	Elamdesom	0.169	236.812	6.474	9.361	0.368	24.75	9.593	9.39	179.376
	Idukki	0.053	132.64	0.598	5.438	1.214	25.548	8.495	8.966	127.398
	Kattappana	0.368	43.796	0.935	3.665	0.417	20.637	6.873	3.189	153.162
	Thodupuzha	0.235	54.567	1.333	6.148	0.334	15.546	1.516	0.209	92.952
	Azhutha	1.275	40.064	0.396	2.31	0.419	31.487	6.741	2.205	746.24
	<b>Block Total</b>	<b>62.48</b>	<b>1048.8</b>	<b>18.774</b>	<b>44.711</b>	<b>4.917</b>	<b>300.704</b>	<b>57.435</b>	<b>31.47</b>	<b>2829.256</b>
	Thodupuzha(M)	0.01	16.664	0.709	4.356	0.331	7.913	0.755	0.133	25.226
<b>District Total</b>	<b>62.49</b>	<b>1065.464</b>	<b>19.483</b>	<b>49.067</b>	<b>5.248</b>	<b>306.617</b>	<b>58.19</b>	<b>31.603</b>	<b>2854.482</b>	
Malappuram	Nilambur	0.226	19.767	0.009	0.026	0.285	7.652	0.059	0.056	71.232
	Wandoor	0.623	3.643	0.054	0.156	0.119	1.985	1.362	1.853	167.746
	Kalikav	0.59	11.496	0.166	0.093	0.092	9.334	0.205	0.096	93.476
	Perinthalmanna	2.626	16.486	0.016	0.158	0.1	23.873	1.207	0.271	288.059
	Mankada	0.992	12.956	0.009	0.089	0.017	12.036	0.156	0.086	92.389
	Malappuram	0.382	15.137	0	0.028	0.006	4.912	0.047	0.015	104.05
	Arikkode	3.165	21.726	0.027	0.139	0.171	1.827	0.543	0.461	108.034
	Kondotty	4.43	41.138	0.017	0.255	0.027	1.64	0.576	0.293	117.513
	Thirurangadi	2.418	10.727	0.005	0.852	0.03	0.865	0.163	0.014	138.816
	Thanur	0.271	3.579	0.003	0.31	0.009	0.834	0.225	0.03	100.857



	Tirur	0.015	2.172	0.007	0.204	0.002	0.51	0.321	0.018	127.45
	Kuttippuram	0.907	19.602	0.008	0.284	0.004	7.491	0.123	0.053	210.947
	Vengara	0.201	33.317	0.005	0.052	0.005	1.023	0.133	0.022	133.769
	Ponnani	0.183	9.319	0.008	0.029	0.018	1.299	0.03	0.011	32.898
	Perumpadappu	0.179	2.007	0.006	0.735	0.047	0.472	0.104	0.024	24.894
	<b>Block Total</b>	<b>17.208</b>	<b>223.072</b>	<b>0.34</b>	<b>3.41</b>	<b>0.932</b>	<b>75.753</b>	<b>5.254</b>	<b>3.303</b>	<b>1812.13</b>
	Malappuram (M)	0.152	0.068	0	0.044	0.012	0.415	0.002	0.001	13.78
	Tirur (M)	0.022	1.319	0.004	0.103	0.004	0.021	0	0.001	3.092
	Manjeri (M)	0.122	0.072	0.004	0.008	0.024	0.778	0	0.011	96.952
	Ponnani (M)	0.232	6.676	0.017	0.037	0.006	0.09	0.018	0.002	4.735
	Perinthalmanna (M)	0	1.453	0	0	0	0.15	0	0	5.625
	Kottakkal(M)	0.017	0.317	0	0.022	0	0.075	0.002	0	17.893
	Nilambur(M)	0.106	0.864	0.002	0.001	0.008	0.33	0	0.002	18.628
	<b>Municipality Total</b>	<b>0.651</b>	<b>10.769</b>	<b>0.027</b>	<b>0.215</b>	<b>0.054</b>	<b>1.859</b>	<b>0.022</b>	<b>0.017</b>	<b>160.705</b>
	<b>District Total</b>	<b>17.859</b>	<b>233.841</b>	<b>0.367</b>	<b>3.625</b>	<b>0.986</b>	<b>77.612</b>	<b>5.276</b>	<b>3.32</b>	<b>1972.835</b>

**Table-4(2b)**  
**Block wise Production under seasonal crops (in tones) - Winter**

District	Block	Chikkumaneese	Curryleaf	Yardlongbeans	Beans	Greenpeas	Breadfruit	Othervegetables
Idukki	Adimali	40.409	31.782	402.595	29.872	0.195	0	0.338
	Devikulam	1.624	5.192	213.117	5209.706	112.005	0.494	2687.617
	Nedumkandam	0.964	11.713	55.214	0.54	0	0	0
	Elamdesom	42.363	30.697	265.644	0.378	0	0	0.312
	Idukki	2.212	10.727	647.529	23.313	0	0.494	0.362
	Kattappana	0.624	19.179	665.458	74.566	0	2.964	0.027
	Thodupuzha	33.714	22.294	107.553	0	0	2.421	1.538
	Azhutha	1.344	100.571	426.627	99.953	0	2.964	1.227
	<b>Block Total</b>	<b>123.254</b>	<b>232.155</b>	<b>2783.737</b>	<b>5438.328</b>	<b>112.2</b>	<b>9.337</b>	<b>2691.421</b>
	Thodupuzha(M)	26.238	9.199	36.741	0.171	0	1.976	2.089
<b>District Total</b>	<b>149.492</b>	<b>241.354</b>	<b>2820.478</b>	<b>5438.499</b>	<b>112.2</b>	<b>11.313</b>	<b>2693.51</b>	
Malappuram	Nilambur	2.569	20.72	259.831	0	0	0	0
	Wandoor	0.437	13.649	607.007	0	0	0	0
	Kalikav	1.378	50.248	245.604	0	0	0	0
	Perinthalmanna	0.929	85.959	293.051	0	0	0	0
	Mankada	0.757	38.522	175.851	0	0	0	0
	Malappuram	0.279	24.939	232.26	0	0	0	0
	Arikkode	3.965	38.423	240.883	0	0	0	0
	Kondotty	1.206	35.972	481.565	0	0	0	0
	Thirurangadi	0.06	40.286	91.08	0	0	0	0
Thanur	0.108	32.546	66.742	0	0	0	0	

Tirur	0.004	91.933	7.681	0	0	0	0
Kuttippuram	0.017	67.393	148.045	0	0	0	0
Vengara	0.123	88.818	62.597	0	0	0	0
Ponnani	1.224	5.387	3.849	0	0	0	0
Perumpadappu	0.918	9.507	7.743	0	0	0	0
<b>Block Total</b>	<b>13.974</b>	<b>644.302</b>	<b>2923.789</b>	<b>0</b>	<b>0</b>	<b>0</b>	<b>0</b>
Malappuram (M)	0.072	2.163	28.094	0	0	0	0
Tirur (M)	0.001	14.543	5.731	0	0	0	0
Manjeri (M)	1.031	8.656	209.747	0	0	0	0
Ponnani (M)	0.386	1.642	0.414	0	0	0	0
Perinthalmanna (M)	0	0.077	0	0	0	0	0
Kottakkal(M)	0.004	3.182	24.531	0	0	0	0
Nilambur(M)	0.261	2.173	56.175	0	0	0	0
<b>Municipality Total</b>	<b>1.755</b>	<b>32.436</b>	<b>324.692</b>	<b>0</b>	<b>0</b>	<b>0</b>	<b>0</b>
<b>District Total</b>	<b>15.729</b>	<b>676.738</b>	<b>3248.481</b>	<b>0</b>	<b>0</b>	<b>0</b>	<b>0</b>

Table-4 (3b)  
Block wise Production under seasonal crops (in tones) - Summer

District	Block	Amaranthus	LadiesFinger	Chinesepotato	Bitterguard	snakeguard	Cucumber	Bottleguard	Pumkin
Idukki	Adimali	15.131	12.149	1.915	274.345	11.502	12.726	6.444	58.787
	Devikulam	7.456	2.337	1.777	16.032	2.942	5.63	0.883	16.916
	Nedumkandam	3.434	0.711	0.073	80.633	0.698	0.627	1.864	13.533
	Elamdesom	8.555	5.487	0.18	15.35	6.818	3.459	0.425	9.674
	Idukki	11.231	1.41	1.165	309.662	5.588	5.446	1.759	47.668
	Kattappana	2.541	0.736	0.349	224.967	1.878	1.88	3.054	32.26
	Thodupuzha	7.616	4.434	0.44	10.786	1.837	1.35	0.67	7.117
	Azhutha	25.55	2.842	0.271	242.838	3.754	0.737	2.193	33.119
	Block Total	81.514	30.106	6.17	1174.613	35.017	31.855	17.292	219.074
	Thodupuzha(M)	0.447	0.213	0	0.755	0.139	0.104	0.047	0.784
<b>District Total</b>	<b>81.961</b>	<b>30.319</b>	<b>6.17</b>	<b>1175.368</b>	<b>35.156</b>	<b>31.959</b>	<b>17.339</b>	<b>219.858</b>	
Malappuram	Nilambur	1.347	1.27	1.368	9.556	1.272	4.48	6.625	10.42
	Wandoor	2.311	2.117	0.207	13.135	2.779	117.257	6.553	49.457
	Kalikav	7.91	2.776	0.374	5.574	5.266	13.206	6.374	31.003
	Perinthalmanna	37.585	19.948	21.759	23.624	100.387	209.039	24.124	62.561
	Mankada	19.493	7.798	22.134	4.197	54.463	69.921	5.465	53.921
	Malappuram	197.77	7.772	0.827	17.801	58.307	33.467	21.457	23.163
	Arikkode	6.273	1.867	0.322	8.404	3.421	27.066	37.06	25.958
	Kondotty	2.395	5.991	0.168	7.631	14.26	55.221	18.66	15.829
	Thirurangadi	18.798	3.54	0.097	5.059	4.913	77.762	38.13	53.653
	Thanur	2.027	0.655	0.049	3.205	5.325	8.473	45.198	79.612

CCPT. 37/93/2016

	Tirur	2.381	0.902	0.074	3.704	4.494	8.829	34.632	43.688
	Kuttippuram	13.04	3.49	14.019	14.478	13.765	10.931	25.756	55.925
	Vengara	2.842	3.166	0.098	5.759	4.081	19.71	41.518	32.547
	Ponnani	14.274	5.881	0.402	4.084	3.878	15.819	5.458	21.185
	Perumpadappu	6.423	3.308	0.117	3.308	1.622	16.275	1.377	9.612
	<b>Block Total</b>	<b>334.869</b>	<b>70.481</b>	<b>62.015</b>	<b>129.519</b>	<b>278.233</b>	<b>687.456</b>	<b>318.387</b>	<b>568.534</b>
	Malappuram (M)	0.269	0.231	0.009	0.812	0.528	1.16	0.205	1.528
	Tirur (M)	0.989	0.543	0.006	0.696	1.087	0.849	0.629	3.413
	Manjeri (M)	1.604	2.237	0	1.572	10.404	10.633	3.693	4.302
	Ponnani (M)	1.736	0.643	0.022	1.58	0.397	0.939	0.032	3.159
	Perinthalmanna (M)	1.446	0.585	0.055	1.359	5.104	101.28	0	3.082
	Kottakkal(M)	0.61	1.054	0.01	0.925	1.202	3.141	1.119	2.113
	Nilambur(M)	1.62	0.916	0	0.944	0.157	3.794	0.266	1.032
	<b>Municipality Total</b>	<b>8.274</b>	<b>6.209</b>	<b>0.102</b>	<b>7.888</b>	<b>18.879</b>	<b>121.796</b>	<b>5.944</b>	<b>18.629</b>
	<b>District Total</b>	<b>343.143</b>	<b>76.69</b>	<b>62.117</b>	<b>137.407</b>	<b>297.112</b>	<b>809.252</b>	<b>324.331</b>	<b>587.163</b>

**Table-4 (3b)**  
**Block wise Production under seasonal crops (In tones) - Summer**

District	Block	Ashguard	Brinjal	Greenchilli	Tomato	Cabbage	Cauliflower	Carrot	Beetroot	Potato
Idukki	Adimali	52.655	21.657	22.835	13.214	2.518	4.074	2.458	0	1.477
	Devikulam	12.549	3.467	3.354	6.67	3981.597	4.98	7038.739	199.618	1433.129
	Nedumkandam	1.747	13.168	1.46	4.614	0	0	0	0	0
	Elamdesom	9.55	7.457	3.1	0.585	0.11	0.014	0.007	0.005	0.002
	Idukki	25.292	7.902	2.653	1.055	0.116	0.056	0.003	0.012	0.015
	Kattappana	7.839	5.683	7.998	4.192	0.827	0.159	0.232	0.391	2.186
	Thodupuzha	5.939	5.309	1.944	0.606	0	0	0	0	0
	Azhutha	18.431	22.006	35.011	10.978	2.898	0.424	0.615	0.052	0.003
	<b>Block Total</b>	<b>134.002</b>	<b>86.649</b>	<b>78.355</b>	<b>41.914</b>	<b>3988.066</b>	<b>9.707</b>	<b>7042.054</b>	<b>200.078</b>	<b>1436.812</b>
	Thodupuzha(M)	1.442	1.068	0.31	0.143	0.024	0.019	0	0	0
<b>District Total</b>	<b>135.444</b>	<b>87.717</b>	<b>78.665</b>	<b>42.057</b>	<b>3988.09</b>	<b>9.726</b>	<b>7042.054</b>	<b>200.078</b>	<b>1436.812</b>	
Malappuram	Nilambur	7.954	0.677	0.441	0.141	0.029	0.024	0	0	0
	Wandoor	33.783	0.989	23.107	0.166	0.061	0.048	0	0	0
	Kalikav	26.833	5.969	2.379	1.43	0.212	0.07	0	0	0
	Perinthalmanna	144.604	58.955	8.237	1.263	0.034	0.026	0	0	0
	Mankada	22.744	29.904	9.333	0.831	0.015	0.042	0	0	0
	Malappuram	12.957	5.97	1.601	0.854	0.239	0.654	0	0	0
	Arikkode	10.288	1.408	0.525	1.022	0.037	0.446	0	0	0
	Kondotty	5.556	0.627	0.865	0.484	0.014	0.004	0	0	0
	Thirurangadi	11.552	0.431	0.904	1.618	0.033	0.092	0	0	0
	Thanur	7.901	0.84	0.317	0.195	0.118	0.3	0	0	0



Tirur	8.398	0.742	0.941	0.593	0.048	0.028	0	0	0
Kuttippuram	20.164	9.111	14.783	0.582	0.508	0.281	0	0	0
Vengara	5.727	1.229	1.347	2.056	0.008	0.401	0	0	0
Ponnani	12.95	6.071	8.406	0.145	0.022	0.154	0	0	0
Perumpadappu	4.022	3.848	4.669	0.489	0.077	0.204	0	0	0
<b>Block Total</b>	<b>335.433</b>	<b>126.771</b>	<b>77.855</b>	<b>11.869</b>	<b>1.455</b>	<b>2.774</b>	<b>0</b>	<b>0</b>	<b>0</b>
Malappuram (M)	1.458	0.099	0.28	0.029	0.004	0.094	0	0	0
Tirur (M)	1.465	0.052	0.841	0.067	0.001	0.107	0	0	0
Manjeri (M)	9.912	0.843	0.092	0.039	0	0	0	0	0
Ponnani (M)	2.692	0.239	0.189	0.068	0.007	0.149	0	0	0
Perinthalmanna (M)	4.092	0.824	0.138	0.005	0	0	0	0	0
Kottakkal(M)	1.8	0.236	0.617	0.016	0	0	0	0	0
Nilambur(M)	0.971	0.524	0.028	0.018	0	0.024	0	0	0
<b>Municipality Total</b>	<b>22.39</b>	<b>2.817</b>	<b>2.185</b>	<b>0.242</b>	<b>0.012</b>	<b>0.374</b>	<b>0</b>	<b>0</b>	<b>0</b>
<b>District Total</b>	<b>357.823</b>	<b>129.588</b>	<b>80.04</b>	<b>12.111</b>	<b>1.467</b>	<b>3.148</b>	<b>0</b>	<b>0</b>	<b>0</b>

**Table-4 (3b)**  
**Block wise Production under seasonal crops (in tones) - Summer**

District	Block	Lablabean	Swordbean	Amara	Wingedbean	Clovebean	Littlegourd	Ridgegourd	Wingedgourd	Drumstick
Idukki	Adimali	8.771	267.634	1.34	21.779	0.959	94.351	5.185	1.053	805.616
	Devikulam	11.774	124.014	0.735	7.205	0.379	28.657	1.29	0.133	234.638
	Nedumkandam	0	14.336	1.447	3.393	0.124	7.714	1.355	0.779	66.117
	Elamdesom	0.037	341.14	7.191	5.019	0.265	26.189	7.074	8.562	164.518
	Idukki	0.016	42.123	0.398	5.073	1.348	21.612	18.73	14.984	172.081
	Kattappana	0.055	21.323	0.623	0.838	0.414	15.738	2.719	1.206	106.931
	Thodupuzha	0.044	20.953	0.7	2	0.451	15.108	1.077	0.267	102.761
	Azhutha	0.285	23.117	2.501	1.9	0.234	20.134	8.377	3.819	672.69
	<b>Block Total</b>	<b>20.982</b>	<b>854.64</b>	<b>14.935</b>	<b>47.207</b>	<b>4.174</b>	<b>229.503</b>	<b>45.807</b>	<b>30.803</b>	<b>2325.352</b>
	Thodupuzha(M)	0.001	12.47	0.564	0.6	0.177	5.449	0.499	0.119	39.447
<b>District Total</b>	<b>20.983</b>	<b>867.11</b>	<b>15.499</b>	<b>47.807</b>	<b>4.351</b>	<b>234.952</b>	<b>46.306</b>	<b>30.922</b>	<b>2364.799</b>	
Malappuram	Nilambur	0.165	5.626	0.009	0.039	0.242	4.159	0.042	0.106	81.051
	Wandoor	0.177	2.862	0.041	0.159	0.131	1.954	0.639	1.012	167.78
	Kalikav	0.505	3.206	0.083	0.028	0.118	7.891	0.07	0.084	80.896
	Perinthalmanna	1.017	8.434	0.012	0.179	0.097	18.045	1.041	0.271	330.893
	Mankada	0.604	5.275	0.006	0.035	0.023	6.881	0.064	0.071	136.543
	Malappuram	0.473	3.21	0.008	0.025	0.002	5.594	0.074	0.005	118.078
	Arikkode	4.187	6.599	2.02	0.727	0.223	1.295	0.247	0.336	106.331
	Kondotty	1.57	24.814	0.032	0.165	0.026	1.142	0.089	0.297	119.362
	Thirurangadi	0.988	14.158	0.012	1.084	0.02	1.534	0.193	0.061	493.654
	Thanur	0.12	3.892	0.017	1.086	0.015	2.541	0.373	0.175	231.654

Tirur	0.058	4.338	0.016	0.853	0.014	2.021	0.429	0.046	219.741
Kuttiapuram	0.413	12.724	0.016	0.628	0.006	4.243	0.262	0.084	327.715
Vengara	0.095	28.651	0.015	0.184	0.014	1.281	0.147	0.104	212.48
Ponnani	0.147	16.422	0.004	0.048	0.023	1.204	0.024	0.014	46.475
Perumpadappu	0.513	6.258	0.008	0.739	0.028	0.52	0.128	0.045	25.867
<b>Block Total</b>	<b>11.032</b>	<b>146.469</b>	<b>2.299</b>	<b>5.979</b>	<b>0.982</b>	<b>60.305</b>	<b>3.822</b>	<b>2.711</b>	<b>2698.52</b>
Malappuram (M)	0.016	0.15	0.001	0.147	0.012	0.625	0	0.045	25.327
Tirur (M)	0.02	0.879	0.006	0.175	0.002	0.066	0.031	0.03	12.643
Manjeri (M)	0.022	0.025	0.003	0.003	0.008	0.702	0.06	0.019	97.477
Ponnani (M)	0.345	16.18	0.007	0.038	0.009	0.129	0.004	0.002	6.284
Perinthalmanna (M)	0.028	0.412	0	0	0	0.3	0	0	33.78
Kottakkal(M)	0.021	1.239	0	0.019	0	0.083	0.004	0	17.845
Nilambur(M)	0.091	0.259	0.001	0.009	0.004	0.333	0.002	0.002	17.193
<b>Municipality Total</b>	<b>0.543</b>	<b>19.144</b>	<b>0.018</b>	<b>0.391</b>	<b>0.035</b>	<b>2.238</b>	<b>0.101</b>	<b>0.098</b>	<b>210.549</b>
<b>District Total</b>	<b>11.575</b>	<b>165.613</b>	<b>2.317</b>	<b>6.37</b>	<b>1.017</b>	<b>62.543</b>	<b>3.923</b>	<b>2.809</b>	<b>2909.069</b>

**Table-4 (3b)**  
**Block wise Production under seasonal crops (in tonnes) - Summer**

District	Block	Chikkumaneese	Curryleaf	Yardlongbeans	Beans	Greenpeas	Breadfruit	Othervegetables
Idukki	Adimali	51.798	31.061	336.022	5.878	0	0	10.532
	Devikulam	1.14	5.485	31.615	960.2	248.566	0	531.561
	Nedumkandam	3.192	9.652	31.773	0	0	0	0
	Elamdesom	54.34	33.804	232.7	3.219	0	1.482	0.555
	Idukki	2.548	17.752	437.914	28.867	0.001	18.97	0.499
	Kattappana	0.752	16.802	637.714	46.687	0	5.928	0.162
	Thodupuzha	34.488	22.96	141.487	0	0	6.422	1.885
	Azhutha	0.524	92.099	283.157	117.591	0	6.916	1.616
	<b>Block Total</b>	<b>148.782</b>	<b>229.615</b>	<b>2132.382</b>	<b>1162.442</b>	<b>248.567</b>	<b>39.718</b>	<b>546.81</b>
	Thodupuzha(M)	28.346	9.552	18.222	0.041	0	0.494	1.065
<b>District Total</b>	<b>177.128</b>	<b>239.167</b>	<b>2150.604</b>	<b>1162.483</b>	<b>248.567</b>	<b>40.212</b>	<b>547.875</b>	
Malappuram	Nilambur	2.167	21.547	92.186	0	0	0	0
	Wandoor	0.43	11.63	241.609	0	0	0	0
	Kalikav	1.046	44.055	133.838	0	0	0	0
	Perinthalmanna	0.911	82.954	348.142	0	0	0	0
	Mankada	0.622	30.82	213.629	0	0	0	0
	Malappuram	0.309	37.473	190.021	0	0	0	0
	Arikkode	4.569	37.457	222.033	0	0	0	0
	Kondotty	1.098	35.155	504.769	0	0	0	0
	Thirurangadi	0.161	52.847	102.49	0	0	0	0
Thanur	0.082	50.88	66.969	0	0	0	0	

Tirur	0.006	113.846	10.666	0	0	0	0
Kuttippuram	0.011	89.132	72.439	0	0	0	0
Vengara	0.121	105.129	81.047	0	0	0	0
Ponnani	1.051	5.586	8.015	0	0	0	0
Perumpadappu	1.356	10.958	20.534	0	0	0	0
<b>Block Total</b>	<b>13.94</b>	<b>729.469</b>	<b>2308.387</b>	<b>0</b>	<b>0</b>	<b>0</b>	<b>0</b>
Malappuram (M)	0.175	3.137	24.954	0	0	0	0
Tirur (M)	0.004	35.36	5.351	0	0	0	0
Manjeri (M)	0.921	8.618	137.757	0	0	0	0
Ponnani (M)	0.507	1.813	7.452	0	0	0	0
Perinthalmanna (M)	0	0.043	0	0	0	0	0
Kottakkal(M)	0.014	2.632	19.197	0	0	0	0
Nilambur(M)	0.385	2.044	41.158	0	0	0	0
<b>Municipality Total</b>	<b>2.006</b>	<b>53.647</b>	<b>235.869</b>	<b>0</b>	<b>0</b>	<b>0</b>	<b>0</b>
<b>District Total</b>	<b>15.946</b>	<b>783.116</b>	<b>2544.256</b>	<b>0</b>	<b>0</b>	<b>0</b>	<b>0</b>

**Table-5(1)**  
**Districtwise Area Under Fruits (Area in Hectares)**

District	Banana	Plantain	Guava	Gooseberry	Jackfruit	Orange	Mango	Pappaya
Idukki	3220.867	3553.038	406.286	170.981	15441.477	325.311	6004.645	1005.972
Malappuram	7243.024	2853.479	508.903	158.652	8136.363	0	7697.75	1798.082

District	Pineapple	Sapotta	WestIndianCherry	Cashewnut	Cocoa	Coconut	Fasion fruit	Mulberry
Idukki	986.928	43.188	9.341	1473.099	8975.358	16620.006	40.791	3.599
Malappuram	150.173	178.252	6.73	3689.513	110.888	108113.236	3.693	0.023

District	Eggfruit	Rose Apple	Strawberry	Panineer Champa	Rambuttan	Pomegranate	Babel Narakam	Indian Hog Plum
Idukki	3.445	20.623	2.677	1.609	10.432	0.809	3.047	0.083
Malappuram	27.345	120.623	0	3.221	3.714	8.501	7.12	0.136

District	Mangosteen	Custard Apple	Gooseberry (Seema Nellikka)	Grapes	Apple	Marathakkali	Sabargil	Plums
Idukki	4.98	2.462	3.044	0.015	10.369	2.048	0.079	96.461
Malappuram	0	7.106	5.754	0	0	0	0	0

District	Pichees	Aninelli (RedGooseberry)	Lemon Small	Lemon Big	Other Fruits
Idukki	2.512	0.057	80.055	52.208	213.826
Malappuram	0	0	0	0	0



**Table-5(2)**  
**Blockwise Area Under Fruits ( Area in Hectares)**

District	Block	Banana	Plantain	Guava	Gooseberry	Jackfruit	Orange	Mango	Pappaya
Idukki	Adimali	816.743	561.074	29.161	17.416	1889.363	22.056	484.289	66.587
	Devikulam	75.095	157.062	32.199	9.099	986.796	57.829	447.303	32.452
	Nedumkandam	222.745	554.129	40.807	28.815	3493.269	44.946	1282.242	107.523
	Elamdesom	241.064	184.939	31.733	6.47	540.627	0.452	189.18	88.9
	Idukki	692.236	588.534	62.542	36.677	1710.576	12.26	455.397	114.476
	Kattappana	429.809	392.426	95.439	45.308	1984.778	37.932	711.71	93.006
	Thodupuzha	164.395	143.429	19.867	3.471	214.859	0.569	127.217	55.411
	Azhutha	551.186	884.54	74.492	21.614	4540.765	149.041	2259.021	428.602
	<b>Block Total</b>	<b>3193.273</b>	<b>3466.133</b>	<b>386.24</b>	<b>168.87</b>	<b>15361.033</b>	<b>325.085</b>	<b>5956.359</b>	<b>986.957</b>
	Thodupuzha(M)	27.594	86.905	20.046	2.111	80.444	0.226	48.286	19.015
<b>District Total</b>	<b>3220.867</b>	<b>3553.038</b>	<b>406.286</b>	<b>170.981</b>	<b>15441.477</b>	<b>325.311</b>	<b>6004.645</b>	<b>1005.972</b>	
Malappuram	Nilambur	218.24	228.196	16.996	5.076	359.518	0	342.9	60.21
	Wandoor	1418.091	182.677	31.059	14.542	614.743	0	581.382	123.133
	Kalikav	1291.535	216.197	28.47	9.062	461.19	0	402.435	111.337
	Perinthalmanna	1446.55	268.32	25.409	16.676	839.742	0	749.353	144.675
	Mankada	448.776	153.951	11.785	8.076	442.784	0	368.664	78.126
	Malappuram	378.187	140.845	27.508	6.899	479.94	0	436.992	93.662
	Arikkode	469.769	375.421	55.36	13.757	733.059	0	690.646	211.717
	Kondotty	478.316	183.539	55.508	13.941	1073.557	0	881.496	149.221
	Thirurangadi	222.685	126.755	34.165	6.115	504.193	0	481.528	161.233
	Thanur	8.47	80.65	26.55	7.394	303.721	0	225.278	77.507
Tirur	15.34	78.418	37.21	8.274	215.302	0	424.798	54.663	

	Kuttippuram	132.202	199.995	38.578	15.022	567.039	0	527.32	144.998
	Vengara	170.895	130.397	32.179	8.105	554.729	0	501.513	147.068
	Ponnani	9.085	153.879	19.438	4.949	257.726	0	268.9	48.001
	Perumpadappu	4.354	139.189	21.891	7.668	256.566	0	279.304	51.487
	<b>Block Total</b>	<b>6712.495</b>	<b>2658.429</b>	<b>462.106</b>	<b>145.556</b>	<b>7663.809</b>	<b>0</b>	<b>7162.509</b>	<b>1657.038</b>
	Malappuram (M)	108.707	8.376	9.471	1.096	61.692	0	52.972	13.64
	Tirur (M)	6.514	6.082	5.788	0.897	28.109	0	32.715	10.548
	Manjeri (M)	169.278	118.74	10.465	2.404	206.717	0	203.455	56.558
	Ponnani (M)	7.76	19.974	11.068	3.545	28.079	0	59.544	15.415
	Perinthalmanna (M)	173.982	11.244	2.971	3.378	53.328	0	71.805	16.218
	Kottakkal(M)	30.601	6.39	3.292	0.763	28.945	0	26.956	5.806
	Nilambur(M)	33.687	24.244	3.742	1.013	65.684	0	87.794	22.859
	<b>Municipality Total</b>	<b>530.529</b>	<b>195.05</b>	<b>46.797</b>	<b>13.096</b>	<b>472.554</b>	<b>0</b>	<b>535.241</b>	<b>141.044</b>
	<b>District Total</b>	<b>7243.024</b>	<b>2853.479</b>	<b>508.903</b>	<b>158.652</b>	<b>8136.363</b>	<b>0</b>	<b>7697.75</b>	<b>1798.082</b>

Table-5(2)  
Blockwise Area Under Fruits ( Area in Hectares)

District	Block	Pineapple	Sapotta	West Indian Cherry	Cashewnut	Cocoa	Coconut	Fasionfruit	Mulberry	Eggfruit	
Idukki	Adimali	10.877	2.717	1.679	352.628	2677.465	2671.762	0.182	0.15	0	
	Devikulam	1.593	8.876	0.446	49.07	306.152	593.555	37.418	0.001	0.01	
	Nedumkandam	1.829	2.134	0.505	124.273	438.885	1617.503	0.272	0.487	0	
	Elamdesom	379.762	1.288	0.243	38.203	342.645	2102.7	0.362	0.9	0.263	
	Idukki	35.468	12.545	2.953	282.123	3314.469	3387.21	1.509	0.591	2.142	
	Kattappana	4.098	7.218	2.011	135.303	1138.615	1549.939	0.425	1.406	0	
	Thodupuzha	308.606	1.306	0.626	28.446	163.438	1655.595	0.162	0.051	0.383	
	Azhutha	163.077	5.579	0.82	460.624	573.469	2466.759	0.309	0.006	0.402	
	<b>Block Total</b>		<b>905.31</b>	<b>41.663</b>	<b>9.283</b>	<b>1470.67</b>	<b>8955.138</b>	<b>16045.043</b>	<b>40.659</b>	<b>3.592</b>	<b>3.2</b>
	Thodupuzha(M)	81.618	1.525	0.058	2.429	20.22	574.963	0.132	0.007	0.245	
<b>District Total</b>		<b>986.928</b>	<b>43.188</b>	<b>9.341</b>	<b>1473.099</b>	<b>8975.358</b>	<b>16620.006</b>	<b>40.791</b>	<b>3.599</b>	<b>3.445</b>	
Malappuram	Nilambur	8.446	3.996	0.215	208.749	18.009	4590.714	0.264	0.004	0.481	
	Wandoor	15.492	12.152	0.717	398.184	8.682	5432.907	0.258	0.003	2.578	
	Kalikav	25.96	6.813	0.623	134.532	68.271	4128.429	0.163	0	0.799	
	Perinthalmanna	25.705	10.866	0.421	199.63	0.927	8779.195	0.135	0	1.227	
	Mankada	6.218	7.478	0.506	294.073	0.796	4921.56	0.102	0	0.681	
	Malappuram	7.006	8.353	0.243	296.881	0.357	6779.959	0.265	0.001	2.103	
	Arikkode	20.815	13.594	0.517	358.02	5.575	7789.427	0.336	0.001	3.705	
	Kondotty	9.822	9.704	0.302	356.512	0.661	9415.018	0.318	0.002	2.27	
	Thirurangadi	6.91	12.951	0.191	146.86	0.263	7605.029	0.192	0	0.95	
	Thanur	5.146	13.791	0.285	78.396	0.27	7259.972	0.222	0	1.716	
Tirur	1.895	11.018	0.45	130.138	1.95	5935.312	0.132	0.004	1.603		

	Kuttippuram	4.97	15.511	0.551	355.813	0.55	10160.229	0.222	0.001	1.209
	Vengara	5.583	14.283	0.379	258.935	0.192	7652.674	0.184	0.001	1.523
	Ponnani	1.5	4.776	0.126	164.962	0.721	3984.688	0.122	0.004	1.54
	Perumpadappu	0.966	15.655	0.868	104.186	1.95	5074.921	0.585	0	2.559
	<b>Block Total</b>	<b>146.414</b>	<b>160.941</b>	<b>6.394</b>	<b>3485.671</b>	<b>109.174</b>	<b>99510.034</b>	<b>3.5</b>	<b>0.021</b>	<b>24.944</b>
	Malappuram (M)	0.032	3.321	0.065	22.079	0.468	1316.082	0.057	0	0.368
	Tirur (M)	0.024	3.096	0.022	9.827	0.014	1059.666	0.023	0	0.182
	Manjeri (M)	0.985	3.128	0.029	39.044	0.174	1452.014	0.057	0.002	1.176
	Ponnani (M)	0.258	3.858	0.191	29.2	0.524	2006.123	0.027	0	0.17
	Perinthalmanna (M)	1.2	1.308	0	58.031	0.352	1160.758	0	0	0
	Kottakkal(M)	0.258	1.312	0.007	36.07	0.048	1038.76	0.021	0	0.412
	Nilambur(M)	1.002	1.288	0.022	9.591	0.134	569.799	0.008	0	0.113
	<b>Municipality Total</b>	<b>3.759</b>	<b>17.311</b>	<b>0.336</b>	<b>203.842</b>	<b>1.714</b>	<b>8603.202</b>	<b>0.193</b>	<b>0.002</b>	<b>2.401</b>
	<b>District Total</b>	<b>150.173</b>	<b>178.252</b>	<b>6.73</b>	<b>3689.513</b>	<b>110.888</b>	<b>108113.236</b>	<b>3.693</b>	<b>0.023</b>	<b>27.345</b>

Table-5(2)  
Blockwise Area Under Fruits ( Area in Hectares)

District	Block	Rose Apple	Strawberry	Panineer Champa	Rambutan	Pomegranate	Babel Narakam	IndianHogPlum	Mangosteen	Custard Apple	Gooseberry (Seema Nellikka)	Grapes
Idukki	Adimali	0.032	0	0	0.03	0	0.013	0	0	0.01	0	0
	Devikulam	0.04	2.662	0	0	0.292	0.064	0	0	0.76	0	0
	Nedumkandam	0	0	0	0	0.02	0.169	0	0	0.073	0	0
	Elamdesom	2.504	0.006	0.04	1.09	0.005	0.089	0.004	0.04	0.102	0.025	0
	Idukki	1.992	0.003	0.602	6.18	0.132	1.467	0.068	4.8	0.249	2.084	0.013
	Kattappana	0.033	0.004	0	0.288	0.145	0.603	0	0	0.255	0	0
	Thodupuzha	2.094	0	0.114	1.18	0	0.263	0.004	0.02	0.154	0.288	0
	Azhutha	3.074	0.002	0.26	0.27	0.19	0.167	0.003	0.01	0.317	0.032	0
	<b>Block Total</b>	<b>9.769</b>	<b>2.677</b>	<b>1.016</b>	<b>9.038</b>	<b>0.784</b>	<b>2.835</b>	<b>0.079</b>	<b>4.87</b>	<b>1.92</b>	<b>2.429</b>	<b>0.013</b>
	Thodupuzha(M)	10.854	0	0.593	1.394	0.025	0.212	0.004	0.11	0.542	0.615	0.002
<b>District Total</b>	<b>20.623</b>	<b>2.677</b>	<b>1.609</b>	<b>10.432</b>	<b>0.809</b>	<b>3.047</b>	<b>0.083</b>	<b>4.98</b>	<b>2.462</b>	<b>3.044</b>	<b>0.015</b>	
Malappuram	Nilambur	6.528	0	0.024	0.43	0.054	0.449	0.003	0	0.21	0.019	0
	Wandoor	6.686	0	1.131	0.06	0.146	0.122	0.011	0	3.162	0.236	0
	Kalikav	9.796	0	0.032	0.56	0.083	0.198	0.012	0	0.132	0	0
	Perinthalmanna	5	0	0.186	0.11	0.256	0.294	0.006	0	0.384	0.173	0
	Mankada	2.007	0	0.114	0	0.065	0.006	0.003	0	0.032	0.013	0
	Malappuram	8.634	0	0.016	0.79	1.504	0.115	0.023	0	0.251	0.623	0
	Arikkode	18.926	0	0.251	0.11	0.173	0.006	0.005	0	0.879	0.261	0
	Kondotty	7.374	0	0.342	0.08	0.419	0.051	0.009	0	0.242	0.076	0
	Thirurangadi	9.177	0	0.04	0.1	0.497	0	0.002	0	0.077	0.172	0
	Thanur	4.658	0	0.435	0.05	0.836	0.808	0.004	0	0.602	0.176	0

Tirur	2.928	0	0.057	0	0.075	0	0.002	0	0.078	0.058	0
Kuttippuram	2.74	0	0.008	0.17	0.436	0	0.008	0	0.082	0.07	0
Vengara	6.91	0	0.016	0.16	0.965	0.012	0.009	0	0.129	0.121	0
Ponnani	7.369	0	0.285	0.064	0.109	0.828	0.013	0	0.287	1.032	0
Perumpadappu	7.812	0	0.057	0.6	2.122	4.032	0.009	0	0.105	2.256	0
<b>Block Total</b>	<b>106.545</b>	<b>0</b>	<b>2.894</b>	<b>3.504</b>	<b>7.74</b>	<b>6.921</b>	<b>0.119</b>	<b>0</b>	<b>6.652</b>	<b>5.286</b>	<b>0</b>
Malappuram (M)	2.862	0	0.024	0.15	0.212	0	0.004	0	0.022	0.051	0
Tirur (M)	1.683	0	0.033	0	0.06	0	0	0	0.002	0.032	0
Manjeri (M)	4.984	0	0.065	0	0.012	0.013	0.004	0	0.323	0.077	0
Ponnani (M)	0.561	0	0.089	0.02	0.237	0.077	0.004	0	0	0.263	0
Perinthalmanna (M)	0.626	0	0	0	0	0	0	0	0	0	0
Kottakkal(M)	1.988	0	0.016	0.02	0.222	0	0.003	0	0.052	0.026	0
Nilambur(M)	1.374	0	0	0.02	0.018	0.109	0.002	0	0.055	0.019	0
<b>Municipality Total</b>	<b>14.078</b>	<b>0</b>	<b>0.227</b>	<b>0.21</b>	<b>0.761</b>	<b>0.199</b>	<b>0.017</b>	<b>0</b>	<b>0.454</b>	<b>0.468</b>	<b>0</b>
<b>District Total</b>	<b>120.623</b>	<b>0</b>	<b>3.221</b>	<b>3.714</b>	<b>8.501</b>	<b>7.12</b>	<b>0.136</b>	<b>0</b>	<b>7.106</b>	<b>5.754</b>	<b>0</b>



**Table-5(2)**  
**Blockwise Area Under Fruits ( Area in Hectares)**

District	Block	Apple	Marathakkali	Sabargil	Plums	Pichees	Arihell (RedGooseberry)	Lemon Small	Lemon Big	Other Fruits	
Idukki	Adimali	0	0	0	0	0	0	5.468	5.344	0.275	
	Devikulam	10.355	2.044	0.054	96.453	2.499	0	7.179	1.776	212.704	
	Nedumkandam	0	0	0	0	0	0	10.261	4.808	0.016	
	Elamdesom	0	0.002	0	0	0	0	0.47	0.648	0.016	
	Idukki	0.011	0.002	0	0	0	0	0	0	0	
	Kattappana	0	0	0	0	0	0	7.681	5.56	0.105	
	Thodupuzha	0	0	0	0	0	0	1.027	1.112	0.095	
	Azhutha	0.003	0	0.025	0.008	0.013	0.051	47.084	32.64	0.596	
	<b>Block Total</b>	<b>10.369</b>	<b>2.048</b>	<b>0.079</b>	<b>96.461</b>	<b>2.512</b>	<b>0.051</b>	<b>79.17</b>	<b>51.888</b>	<b>213.807</b>	
	Thodupuzha(M)	0	0	0	0	0	0.006	0.885	0.32	0.019	
	<b>District Total</b>	<b>10.369</b>	<b>2.048</b>	<b>0.079</b>	<b>96.461</b>	<b>2.512</b>	<b>0.057</b>	<b>80.055</b>	<b>52.208</b>	<b>213.826</b>	
	Malappuram	Nilambur	0	0	0	0	0	0	0	0	0
		Wandoor	0	0	0	0	0	0	0	0	0
Kalikav		0	0	0	0	0	0	0	0	0	
Perinthalmanna		0	0	0	0	0	0	0	0	0	
Mankada		0	0	0	0	0	0	0	0	0	
Malappuram		0	0	0	0	0	0	0	0	0	
Arikkode		0	0	0	0	0	0	0	0	0	
Kondotty		0	0	0	0	0	0	0	0	0	
Thirurangadi		0	0	0	0	0	0	0	0	0	
Thanur		0	0	0	0	0	0	0	0	0	

Tirur	0	0	0	0	0	0	0	0	0	0
Kuttiapuram	0	0	0	0	0	0	0	0	0	0
Vengara	0	0	0	0	0	0	0	0	0	0
Ponnani	0	0	0	0	0	0	0	0	0	0
Perumpadappu	0	0	0	0	0	0	0	0	0	0
<b>Block Total</b>	<b>0</b>	<b>0</b>	<b>0</b>	<b>0</b>	<b>0</b>	<b>0</b>	<b>0</b>	<b>0</b>	<b>0</b>	<b>0</b>
Malappuram (M)	0	0	0	0	0	0	0	0	0	0
Tirur (M)	0	0	0	0	0	0	0	0	0	0
Manjeri (M)	0	0	0	0	0	0	0	0	0	0
Ponnani (M)	0	0	0	0	0	0	0	0	0	0
Perinthalmanna (M)	0	0	0	0	0	0	0	0	0	0
Kottakkal(M)	0	0	0	0	0	0	0	0	0	0
Nilambur(M)	0	0	0	0	0	0	0	0	0	0
<b>Municipality Total</b>	<b>0</b>	<b>0</b>	<b>0</b>	<b>0</b>	<b>0</b>	<b>0</b>	<b>0</b>	<b>0</b>	<b>0</b>	<b>0</b>
<b>District Total</b>	<b>0</b>	<b>0</b>	<b>0</b>	<b>0</b>	<b>0</b>	<b>0</b>	<b>0</b>	<b>0</b>	<b>0</b>	<b>0</b>

**Table-6(1)**  
**Districtwise Production Under Fruits (in tones)**

District	Banana	Plantain	Guava	Gooseberry	Jackfruit (1000Nos)	Orange	Mango	Pappaya
Idukki	33549.725	30987.584	1007.93	802.602	27672	580.087	68402.466	3405.266
Malappuram	76650.072	11930.549	1424.761	143.386	17368	0	34387.154	7496.969

District	Pineapple	Sapotta	WestIndian Cherry	Cashewnut	Cocoa	Coconut (1000Nos)	Fasion fruit	Mulberry
Idukki	4303.747	843.513	79.688	2745.939	55915.095	40041	245.163	1.003
Malappuram	1612.852	161.883	7.745	1703.222	57.248	971436	24.807	2.364

District	Eggfruit	Rose Apple	Strawberry	Panineer Champa	Rambuttan	Pomegranate	Babel Narakam	Indian Hog Plum
Idukki	3.224	145.962	13.166	18.556	7.55	9.866	4.875	0.281
Malappuram	35.564	62.945	0	11.373	1.516	20.471	8.1	1.77

District	Mangosteen	Custard Apple	Gooseberry (Seema Nellikka)	Grapes	Apple	Marathakkali	Sabargil	Plums
Idukki	0.298	8.655	3.398	0.01	23.677	6.965	0.174	471.349
Malappuram	0	7.774	2.424	0	0	0	0	0

District	Pichees	Arinelli (RedGooseberry)	Lemon Small	Lemon Big	Other Fruits
Idukki	11.889	0.035	489.465	950.329	3397.826
Malappuram	0	0	0	0	0

Table-6(2)  
Blockwise Production Under Fruits (in tones)

District	Block	Banana	Plantain	Guava	Gooseberry	Jackfruit (1000 Nos)	Orange	Mango	Pappaya
Idukki	Adimali	15200.099	9652.016	76.876	113.023	5905	25.801	18170.12	289.885
	Devikulam	913.794	3737.154	102.733	115.244	3049	103.813	12141.381	134.284
	Nedumkandam	2054.584	3603.846	81.017	108.75	5923	42.22	9547.929	355.07
	Elamdesom	1701.105	1101.708	91.428	31.269	1167	0.732	1778.388	326.337
	Idukki	5704.034	3749.207	100.368	140.346	2456	10.607	3707.085	360.981
	Kattappana	3412.978	2388.124	188.968	196.692	2762	51.841	5999.756	301.496
	Thodupuzha	1303.363	862.483	51.904	13.71	361	0.283	793.003	185.791
	Azhutha	2999.575	5360.133	259.816	77.868	5930	344.57	15907.929	1379.41
	<b>Block Total</b>	<b>33289.532</b>	<b>30454.671</b>	<b>953.11</b>	<b>796.902</b>	<b>27553</b>	<b>579.867</b>	<b>68045.591</b>	<b>3333.254</b>
	Thodupuzha(M)	260.193	532.913	54.82	5.7	119	0.22	356.875	72.012
<b>District Total</b>	<b>33549.725</b>	<b>30987.584</b>	<b>1007.93</b>	<b>802.602</b>	<b>27672</b>	<b>580.087</b>	<b>68402.466</b>	<b>3405.266</b>	
Malappuram	Nilambur	2410.455	928.077	58.484	7.395	1232	0	1758.233	342.504
	Wandoor	16925.491	864.576	35.817	18.05	1014	0	2231.349	491.593
	Kalikav	14141.131	818.037	116.685	7.746	1103	0	1981.061	579.229
	Perinthalmanna	14816.968	1375.287	53.816	12.236	2146	0	3442.911	455.407
	Mankada	5593.95	546.378	25.272	3.84	939	0	1504.617	198.387
	Malappuram	4160.209	1032.255	78.417	5.761	1049	0	2099.635	409.237
	Arikkode	3415.486	1797.051	263.972	11.574	1123	0	3608.723	1322.748
	Kondotty	6319.113	831.576	149.524	29.304	2988	0	4362.286	742.051
	Thirurangadi	1986.388	392.34	68.33	3.668	1003	0	1990.099	505.364
Thanur	41.267	225.071	52.415	3.896	558	0	910.308	239.946	

	Tirur	123.109	354.079	74.131	3.452	294	0	1745.153	180.654
	Kuttippuram	1045.777	767.543	75.198	12.276	1147	0	2299.288	458.693
	Vengara	2099.523	298.709	72.262	5.818	1389	0	2089.387	481.345
	Ponnani	44.167	489.392	39.232	6.058	425	0	991.153	143.73
	Perumpadappu	14.407	429.769	37.373	4.206	294	0	1024.639	137.181
	<b>Block Total</b>	<b>73137.441</b>	<b>11150.14</b>	<b>1250.928</b>	<b>135.28</b>	<b>16704</b>	<b>0</b>	<b>32038.842</b>	<b>6688.069</b>
	Malappuram (M)	787.067	25.486	53.765	0.929	83	0	234.135	87.327
	Tirur (M)	44.795	28.383	13.465	0.512	37	0	152.252	39.144
	Manjeri (M)	1181.794	518.331	51.418	1.483	319	0	966.019	419.953
	Ponnani (M)	24.81	56.393	15.358	0.99	24	0	170.88	28.084
	Perinthalmanna (M)	1028.171	22.61	7.361	1.451	52	0	245.622	32.499
	Kottakkal(M)	210.21	22.96	13.314	0.572	37	0	111.004	39.016
	Nilambur(M)	235.784	106.246	19.152	2.169	112	0	468.4	162.877
	<b>Municipality Total</b>	<b>3512.631</b>	<b>780.409</b>	<b>173.833</b>	<b>8.106</b>	<b>664</b>	<b>0</b>	<b>2348.312</b>	<b>808.9</b>
	<b>District Total</b>	<b>78650.072</b>	<b>11930.549</b>	<b>1424.761</b>	<b>143.386</b>	<b>17368</b>	<b>0</b>	<b>34387.154</b>	<b>7496.969</b>

Table-6(2)  
 Blockwise Production Under Fruits (in tones)

District	Block	Pineapple	Sapotta	West Indian Cherry	Cashewnut	Cocoa	Coconut (1000 Nos)	Fasionfruit	Mulberry	Eggfruit
Idukki	Adimali	89.194	47.211	8.544	2224.476	43472.899	17036	0.455	0.074	0
	Devikulam	12.132	617.417	2.612	175.005	5664.639	2742	230.997	0	0
	Nedumkandam	3.811	6.629	3.106	51.689	461.589	1761	1.021	0.106	0
	Elamdesom	1201.229	7.736	2.393	18.407	387.916	3493	1.725	0.319	0.372
	Idukki	207.974	85.193	32.342	79.855	3845.825	5497	6.954	0.067	1.132
	Kattappana	12.583	37.764	18.856	37.246	1280.611	2451	1.229	0.405	0
	Thodupuzha	1664.07	6.717	4.105	12.856	159.244	2621	1.012	0.026	0.786
	Azhutha	685.849	25.47	7.09	145.502	619.342	3615	1.183	0.003	0.401
	<b>Block Total</b>	<b>3876.842</b>	<b>834.137</b>	<b>79.048</b>	<b>2745.036</b>	<b>55892.065</b>	<b>39216</b>	<b>244.576</b>	<b>1</b>	<b>2.691</b>
	Thodupuzha(M)	426.905	9.376	0.64	0.903	23.03	825	0.587	0.003	0.533
	<b>District Total</b>	<b>4303.747</b>	<b>843.513</b>	<b>79.688</b>	<b>2745.939</b>	<b>55915.095</b>	<b>40041</b>	<b>245.163</b>	<b>1.003</b>	<b>3.224</b>
Malappuram	Nilambur	148.588	7.516	0.149	99.857	4.785	63524	1.275	0.016	0.869
	Wandoor	102.208	8.529	0.877	338.747	4.427	47132	2.572	0.054	8.927
	Kalikav	238.684	8.236	0.794	49.828	45.45	37856	0.616	0.058	1.421
	Perinthalmanna	750.541	12.257	0.415	39.729	0.035	95150	0.82	0.009	2.156
	Mankada	34.913	7.223	0.404	51.727	0.128	54862	0.536	0.005	0.839
	Malappuram	44.09	4.298	0.64	139.674	0.016	64741	0.52	0.022	0.888
	Arikkode	115.253	7.923	0.686	241.977	1.52	62468	1.679	0.38	5.151
	Kondotty	33.541	21.456	0.281	286.661	0.023	72999	1.509	0.047	2.069
	Thirurangadi	20.006	7.016	0.147	85.946	0.008	82077	0.678	0	0.752
	Thanur	22.52	9.841	0.312	27.145	0.009	72149	0.741	0.079	1.509



GCPT. 37/93/2016

	Tirur	12.615	7.854	0.307	32.914	0.105	54559	4.435	0.002	1.897
	Kuttippuram	25.053	21.467	0.98	109.051	0.02	90015	1.599	0.042	1.44
	Vengara	28.984	14.422	0.53	96.084	0.007	57232	0.844	0.074	1.224
	Ponnani	8.67	3.18	0.069	33.675	0.184	22311	0.432	0.023	1.122
	Perumpadappu	4.019	11.171	0.999	15.119	0.464	40593	5.778	0.001	2.95
	<b>Block Total</b>	<b>1589.685</b>	<b>152.389</b>	<b>7.59</b>	<b>1648.134</b>	<b>57.181</b>	<b>897668</b>	<b>24.034</b>	<b>0.812</b>	<b>33.214</b>
	Malappuram (M)	0.21	2.167	0.042	6.032	0.024	11012	0.151	0	0.363
	Tirur (M)	0.157	1.039	0.01	2.548	0.001	9939	0.064	0.032	0.088
	Manjeri (M)	5.574	2.213	0.008	11.2	0.007	13092	0.298	1.505	1.182
	Ponnani (M)	1.067	1.2	0.075	3.477	0.019	16337	0.139	0.015	0.077
	Perinthalmanna (M)	4.735	0.252	0	17.763	0.007	9361	0	0	0
	Kottakkal(M)	1.62	0.797	0.002	10.931	0.002	9378	0.071	0	0.373
	Nilambur(M)	9.804	1.826	0.018	3.137	0.007	4649	0.05	0	0.267
	<b>Municipality Total</b>	<b>23.167</b>	<b>9.494</b>	<b>0.155</b>	<b>55.088</b>	<b>0.067</b>	<b>73768</b>	<b>0.773</b>	<b>1.552</b>	<b>2.35</b>
	<b>District Total</b>	<b>1612.852</b>	<b>161.883</b>	<b>7.745</b>	<b>1703.222</b>	<b>57.248</b>	<b>971436</b>	<b>24.807</b>	<b>2.364</b>	<b>35.564</b>

**Table-6(2)**  
**Blockwise Production Under Fruits (In tones)**

District	Block	Rose Apple	Strawberry	Pan/ner Champa	Rambuttan	Pomegranate	Babel Narakam	IndianHogPlum	Mangosteen	Custard Apple	Gooseberry (Seema Nellikka)	Grapes
Idukki	Adimali	1.607	0	0	0.086	0	0.051	0	0	0.032	0	0
	Devikulam	0.402	13.142	0	0	4.91	0	0	0	4.909	0	0
	Nedumkandam	0	0	0	0	0	0.184	0	0	0.048	0	0
	Elamdesom	18.055	0.001	0.141	0.914	0.046	0.329	0.018	0.008	0.265	0.088	0
	Idukki	6.316	0.005	7.31	2.297	0.648	1.672	0.102	0.235	0.25	0.975	0
	Kattappana	0	0.016	0	0.424	1.344	0.203	0	0	0.289	0	0
	Thodupuzha	15.901	0	1.687	1.581	0	1.039	0.108	0.013	0.497	0.953	0.002
	Azhutha	22.062	0.002	3.374	0.297	2.594	0.586	0.017	0	1.003	0.096	0
	<b>Block Total</b>	<b>64.343</b>	<b>13.166</b>	<b>12.512</b>	<b>5.599</b>	<b>9.542</b>	<b>4.064</b>	<b>0.245</b>	<b>0.256</b>	<b>7.293</b>	<b>2.112</b>	<b>0.002</b>
	Thodupuzha(M)	81.619	0	6.044	1.951	0.324	0.811	0.036	0.042	1.362	1.286	0.008
<b>District Total</b>	<b>145.962</b>	<b>13.166</b>	<b>18.556</b>	<b>7.55</b>	<b>9.866</b>	<b>4.875</b>	<b>0.281</b>	<b>0.298</b>	<b>8.655</b>	<b>3.398</b>	<b>0.01</b>	
Malappuram	Nilambur	3.317	0	0.005	0.124	0.139	0.312	0.096	0	0.495	0.005	0
	Wandoor	13.068	0	7.679	0.003	0.249	0.046	0.071	0	2.02	0.056	0
	Kalikav	5.006	0	0.566	0.222	0.175	0.104	0.222	0	0.335	0	0
	Perinthalmanna	1.885	0	0.662	0.057	0.545	0.294	0.057	0	0.409	0.09	0
	Mankada	0.889	0	0.647	0	0.195	0.005	0.056	0	0.038	0.003	0
	Malappuram	3.59	0	0.006	0.332	3.763	0.096	0.134	0	0.424	0.242	0
	Arikkode	11.226	0	1.318	0.055	0.484	0.01	0.139	0	1.429	0.365	0
	Kondotty	2.162	0	0.084	0.024	1.496	0.101	0.234	0	0.471	0.019	0
	Thirurangadi	3.136	0	0.015	0.013	0.904	0	0.021	0	0.063	0.066	0
Thanur	2.519	0	0.164	0.015	1.174	0.288	0.04	0	0.435	0.12	0	

Tirur	2.552	0	0.034	0	0.197	0	0.081	0	0.12	0.031	0
Kuttiapuram	1.147	0	0.01	0.089	1.056	0	0.069	0	0.079	0.029	0
Vengara	3.615	0	0.024	0.019	2.524	0.011	0.089	0	0.132	0.029	0
Ponnani	2.259	0	0.09	0.028	0.281	0.969	0.109	0	0.447	0.271	0
Perumpadappu	2.57	0	0.017	0.499	5.28	5.727	0.067	0	0.169	0.962	0
<b>Block Total</b>	<b>58.941</b>	<b>0</b>	<b>11.321</b>	<b>1.478</b>	<b>18.462</b>	<b>7.963</b>	<b>1.485</b>	<b>0</b>	<b>7.066</b>	<b>2.288</b>	<b>0</b>
Malappuram (M)	1.123	0	0.006	0.01	0.438	0	0.063	0	0.019	0.01	0
Tirur (M)	0.374	0	0.016	0	0.13	0	0	0	0.003	0.015	0
Manjeri (M)	0.959	0	0.022	0	0.045	0.004	0.065	0	0.434	0.037	0
Ponnani (M)	0.124	0	0.002	0.01	0.162	0.065	0.021	0	0	0.054	0
Perinthalmanna (M)	0.27	0	0	0	0	0	0	0	0	0	0
Kottakkal(M)	0.396	0	0.006	0.002	1.189	0	0.037	0	0.079	0.005	0
Nilambur(M)	0.758	0	0	0.016	0.045	0.068	0.099	0	0.173	0.015	0
<b>Municipality Total</b>	<b>4.004</b>	<b>0</b>	<b>0.052</b>	<b>0.038</b>	<b>2.009</b>	<b>0.137</b>	<b>0.285</b>	<b>0</b>	<b>0.708</b>	<b>0.136</b>	<b>0</b>
<b>District Total</b>	<b>62.945</b>	<b>0</b>	<b>11.373</b>	<b>1.516</b>	<b>20.471</b>	<b>8.1</b>	<b>1.77</b>	<b>0</b>	<b>7.774</b>	<b>2.424</b>	<b>0</b>

Table-6(2)  
Blockwise Production Under Fruits (in tones)

District	Block	Apple	Marathakkali	Sabargil	Plums	Pichees	Arinelli (RedGooseberry)	Lemon Small	Lemon Big	Other Fruits
Idukki	Adimali	0	0	0	0	0	0	15.28	125.397	0.933
	Devikulam	23.677	6.957	0.037	471.336	11.847	0	13.676	0	3392.246
	Nedumkandam	0	0	0	0	0	0	26.208	52.562	0.233
	Elamdesom	0	0.008	0	0	0	0	1.743	15.205	0.14
	Idukki	0	0	0	0	0	0	0	0	0
	Kattappana	0	0	0	0	0	0	17.476	53.688	0.42
	Thodupuzha	0	0	0	0	0	0	2.65	26.094	1.634
	Azhutha	0	0	0.087	0.013	0.042	0.03	410.245	669.874	1.893
	<b>Block Total</b>	<b>23.677</b>	<b>6.965</b>	<b>0.174</b>	<b>471.349</b>	<b>11.889</b>	<b>0.03</b>	<b>487.278</b>	<b>942.82</b>	<b>3397.499</b>
	Thodupuzha(M)	0	0	0	0	0	0.005	2.187	7.509	0.327
<b>District Total</b>	<b>23.677</b>	<b>6.965</b>	<b>0.174</b>	<b>471.349</b>	<b>11.889</b>	<b>0.035</b>	<b>489.465</b>	<b>950.329</b>	<b>3397.826</b>	
Malappuram	Nilambur	0	0	0	0	0	0	0	0	0
	Wandoor	0	0	0	0	0	0	0	0	0
	Kalikav	0	0	0	0	0	0	0	0	0
	Perinthalmanna	0	0	0	0	0	0	0	0	0
	Mankada	0	0	0	0	0	0	0	0	0
	Malappuram	0	0	0	0	0	0	0	0	0
	Arikkode	0	0	0	0	0	0	0	0	0
	Kondotty	0	0	0	0	0	0	0	0	0
	Thirurangadi	0	0	0	0	0	0	0	0	0
Thanur	0	0	0	0	0	0	0	0	0	

	Tirur	0	0	0	0	0	0	0	0	0
	Kuttiipuram	0	0	0	0	0	0	0	0	0
	Vengara	0	0	0	0	0	0	0	0	0
	Ponnani	0	0	0	0	0	0	0	0	0
	Perumpadappu	0	0	0	0	0	0	0	0	0
	<b>Block Total</b>	<b>0</b>	<b>0</b>	<b>0</b>	<b>0</b>	<b>0</b>	<b>0</b>	<b>0</b>	<b>0</b>	<b>0</b>
	Malappuram (M)	0	0	0	0	0	0	0	0	0
	Tirur (M)	0	0	0	0	0	0	0	0	0
	Manjeri (M)	0	0	0	0	0	0	0	0	0
	Ponnani (M)	0	0	0	0	0	0	0	0	0
	Perinthalmanna (M)	0	0	0	0	0	0	0	0	0
	Kottakkal(M)	0	0	0	0	0	0	0	0	0
	Nilambur(M)	0	0	0	0	0	0	0	0	0
	<b>Municipality Total</b>	<b>0</b>	<b>0</b>	<b>0</b>	<b>0</b>	<b>0</b>	<b>0</b>	<b>0</b>	<b>0</b>	<b>0</b>
	<b>District Total</b>	<b>0</b>	<b>0</b>	<b>0</b>	<b>0</b>	<b>0</b>	<b>0</b>	<b>0</b>	<b>0</b>	<b>0</b>

**Table-7(1)**  
**Districtwise Area under Medicinal Plants (Area in Hectares)**

District	Eucaliptus	Kachura	Lemongrass	Palamarose	Khas- Khas	Chethi-koduvell
Idukki	110.285	6.297	96.794	0.449	1.272	3.058
Malappuram	0.953	0.695	0.887	0.084	2.983	1.918

District	Chenganeerkizhangu	Kasthuri pasupar	Sweetflag	Malabarnut	Indianaloe	Chiretta plant
Idukki	0.408	5.958	0.434	2.273	1.678	0.13
Malappuram	0.082	2.96	0.177	2.048	0.407	0.113

District	Asparagus	Brahmi	Rauvolfia	Iruvell	Sarivan	Palmuthukku
Idukki	0.408	0.522	0.107	0.07	0.083	0.091
Malappuram	0.17	0.666	0.128	0.053	0.015	0.113

District	Cowitch	Holibasil	Long Pepper	Moovila	Sida	Badinjan
Idukki	0.121	20.822	0.135	0.119	2.82	0.252
Malappuram	0.254	13.872	0.291	0.173	11.773	0.276

District	Karumkurinji	Gulanca	Asgand	Castor (Eranda)	Forest snake gourd	Other Medicinal Plants
Idukki	0.102	0.018	0.544	0.272	2.674	0.901
Malappuram	0.262	0.145	0.092	0	0	0



**Table-7(2)**  
**Blockwise Area under Medicinal Plants ( Area in Hectares)**

District	Block	Eucaliptus	Kachura	Lemongrass	Palamarose	Khas-Khas	Chethi-koduvell	Chenganeerkizhangu	Kasthuripasupar
Idukki	Adimali	40.872	0.414	0.271	0.085	0.242	0.071	0.065	4.72
	Devikulam	63.782	4.145	95.939	0.035	0.137	2.429	0	0.052
	Nedumkandam	0.543	0.065	0.004	0.002	0.035	0.005	0.001	0.012
	Elamdesom	0.022	0.595	0.006	0	0.084	0.207	0.077	0.504
	Idukki	1.132	0.4	0.264	0.283	0.504	0.24	0.2	0.346
	Kattappana	1.867	0.303	0.045	0.041	0.203	0.094	0.024	0.251
	Thodupuzha	0.02	0.278	0	0	0	0	0.041	0.013
	Azhutha	2.044	0.093	0.265	0.002	0.066	0.012	0	0.05
	<b>Block Total</b>	<b>110.282</b>	<b>6.293</b>	<b>96.794</b>	<b>0.448</b>	<b>1.271</b>	<b>3.058</b>	<b>0.408</b>	<b>5.948</b>
	Thodupuzha(M)	0.003	0.004	0	0.001	0.001	0	0	0.01
<b>District Total</b>	<b>110.285</b>	<b>6.297</b>	<b>96.794</b>	<b>0.449</b>	<b>1.272</b>	<b>3.058</b>	<b>0.408</b>	<b>5.958</b>	
Malappuram	Nilambur	0.025	0.174	0.003	0	0.004	0.001	0	0.163
	Wandoor	0.011	0.014	0.001	0.001	0.001	0	0	0.041
	Kalikav	0.027	0.019	0.003	0	0.002	0.006	0	0.298
	Perinthalmanna	0.096	0.029	0.442	0.001	0.373	0.025	0	0.213
	Mankada	0.003	0.007	0.26	0	0	1.061	0	0.143
	Malappuram	0.086	0.081	0.151	0.081	0.082	0.166	0.081	0.116
	Arikkode	0.459	0.157	0.002	0	0.008	0.097	0.001	0.177
	Kondotty	0.02	0.083	0.017	0.001	0.04	0.004	0	0.074
	Thirurangadi	0.012	0.009	0	0	0.014	0	0	0.221
	Thanur	0.03	0	0	0	0	0	0	0.045
	Tirur	0.002	0	0	0	0.001	0	0	0.078
	Kuttippuram	0.008	0	0	0	0.061	0.011	0	0.299

Vengara	0.005	0	0.005	0	0	0	0	0.2
Ponnani	0.005	0	0	0	0.02	0	0	0.048
Perumpadappu	0.057	0.01	0.003	0	2.377	0.004	0	0.711
<b>Block Total</b>	<b>0.846</b>	<b>0.583</b>	<b>0.887</b>	<b>0.084</b>	<b>2.983</b>	<b>1.375</b>	<b>0.082</b>	<b>2.827</b>
Malappuram (M)	0	0	0	0	0	0.405	0	0.003
Tirur (M)	0.002	0	0	0	0	0	0	0.001
Manjeri (M)	0	0.011	0	0	0	0	0	0.017
Ponnani (M)	0.105	0	0	0	0	0	0	0.005
Perinthalmanna (M)	0	0	0	0	0	0.138	0	0.093
Kottakkal(M)	0	0	0	0	0	0	0	0.008
Nilambur(M)	0	0.101	0	0	0	0	0	0.006
<b>Municipality Total</b>	<b>0.107</b>	<b>0.112</b>	<b>0</b>	<b>0</b>	<b>0</b>	<b>0.543</b>	<b>0</b>	<b>0.133</b>
<b>District Total</b>	<b>0.953</b>	<b>0.695</b>	<b>0.887</b>	<b>0.084</b>	<b>2.983</b>	<b>1.918</b>	<b>0.082</b>	<b>2.96</b>

Table-7(2)

## Blockwise Area under Medicinal Plants ( Area in Hectares)

District	Block	Sweetflag	Malabanut	Indianealoe	Chiretta plant	Asparagus	Brahmi	Rauvoffia	Iruveli
Idukki	Adimali	0.114	0.572	0.067	0.029	0.048	0.094	0.017	0
	Devikulam	0.019	0.013	0.619	0	0.007	0.018	0	0
	Nedumkandam	0.007	0.056	0.057	0	0.007	0.012	0.013	0.009
	Elamdesom	0	0.217	0.028	0	0	0	0	0
	Idukki	0.207	0.615	0.267	0.089	0.125	0.247	0.061	0.041
	Kattappana	0.084	0.402	0.204	0.012	0.199	0.118	0.015	0.02
	Thodupuzha	0.001	0.01	0.017	0	0.005	0.025	0	0
	Azhutha	0.002	0.014	0.411	0	0.017	0.008	0.001	0
	<b>Block Total</b>	<b>0.434</b>	<b>1.899</b>	<b>1.67</b>	<b>0.13</b>	<b>0.408</b>	<b>0.522</b>	<b>0.107</b>	<b>0.07</b>
	Thodupuzha(M)	0	0.374	0.008	0	0	0	0	0
<b>District Total</b>	<b>0.434</b>	<b>2.273</b>	<b>1.678</b>	<b>0.13</b>	<b>0.408</b>	<b>0.522</b>	<b>0.107</b>	<b>0.07</b>	
Malappuram	Nilambur	0.013	0.238	0.023	0	0.017	0.109	0.007	0
	Wandoor	0.004	0.341	0.005	0	0.001	0.022	0.003	0.001
	Kalikav	0	0.156	0.009	0	0.012	0.133	0.003	0.024
	Perinthalmanna	0.021	0.058	0.026	0.006	0.009	0.041	0.018	0.004
	Mankada	0	0.098	0.011	0	0.004	0.036	0	0.012
	Malappuram	0.081	0.135	0.086	0.081	0.081	0.083	0.081	0
	Arikkode	0	0.218	0.036	0	0.013	0.051	0.013	0.008
	Kondotty	0	0.416	0.007	0.001	0	0.002	0	0
	Thirurangadi	0	0.078	0.029	0	0	0.004	0.001	0
Thanur	0	0.026	0.032	0.012	0.013	0.021	0	0	

Tirur	0.004	0.001	0.001	0	0	0.001	0	0
Kuttippuram	0.005	0.012	0.036	0	0	0.017	0	0
Vengara	0.004	0.05	0.043	0	0.001	0.004	0	0
Ponnani	0	0.024	0.009	0	0.005	0.012	0	0
Perumpadappu	0.01	0.148	0.043	0.009	0.013	0.016	0	0.004
<b>Block Total</b>	<b>0.142</b>	<b>1.999</b>	<b>0.396</b>	<b>0.109</b>	<b>0.169</b>	<b>0.552</b>	<b>0.126</b>	<b>0.053</b>
Malappuram (M)	0	0.001	0.001	0	0	0	0.002	0
Tirur (M)	0	0.005	0.006	0	0	0	0	0
Manjeri (M)	0	0.002	0.001	0	0	0.029	0	0
Ponnani (M)	0.035	0.037	0.003	0.004	0.001	0.022	0	0
Perinthalmanna (M)	0	0	0	0	0	0.063	0	0
Kottakkal(M)	0	0.001	0	0	0	0	0	0
Nilambur(M)	0	0.003	0	0	0	0	0	0
<b>Municipality Total</b>	<b>0.035</b>	<b>0.049</b>	<b>0.011</b>	<b>0.004</b>	<b>0.001</b>	<b>0.114</b>	<b>0.002</b>	<b>0</b>
<b>District Total</b>	<b>0.177</b>	<b>2.048</b>	<b>0.407</b>	<b>0.113</b>	<b>0.17</b>	<b>0.666</b>	<b>0.128</b>	<b>0.053</b>

**Table-7(2)**  
**Blockwise Area under Medicinal Plants ( Area in Hectares)**

District	Block	Sarivan	Palmuthukku	Cowitch	Holibasil	Long Pepper	Moovila	Sida	Badinjan
Idukki	Adimali	0.021	0.022	0.038	2.563	0.007	0.019	0.483	0.023
	Devikulam	0	0	0.002	0.911	0	0.003	0.056	0.005
	Nedumkandam	0.001	0.001	0.017	2.311	0.013	0.004	0.047	0.006
	Elamdesom	0.008	0	0.005	0.871	0	0.021	0.707	0.013
	Idukki	0.04	0.042	0.013	0.691	0.066	0.025	0.094	0.074
	Kattappana	0.012	0.009	0.03	2.751	0.042	0.001	0.322	0.041
	Thodupuzha	0.001	0	0.01	0.597	0	0.001	0.853	0.082
	Azhutha	0	0.017	0.006	9.767	0.007	0.041	0.227	0.003
	<b>Block Total</b>	<b>0.083</b>	<b>0.091</b>	<b>0.121</b>	<b>20.462</b>	<b>0.135</b>	<b>0.115</b>	<b>2.789</b>	<b>0.247</b>
	Thodupuzha(M)	0	0	0	0.36	0	0.004	0.031	0.005
<b>District Total</b>	<b>0.083</b>	<b>0.091</b>	<b>0.121</b>	<b>20.822</b>	<b>0.135</b>	<b>0.119</b>	<b>2.82</b>	<b>0.252</b>	
Malappuram	Nilambur	0	0.005	0.019	0.637	0.037	0.055	0.475	0.08
	Wandoor	0.001	0	0.006	0.71	0.002	0.001	0.4	0.007
	Kalikav	0.003	0	0.005	1.431	0.004	0.005	0.944	0.011
	Perinthalmanna	0.005	0.014	0.047	1.067	0.009	0.002	0.993	0.017
	Mankada	0	0	0.007	0.822	0	0.001	1.02	0.004
	Malappuram	0	0.081	0.083	0.671	0.082	0.083	0.232	0.084
	Ankkode	0.002	0.013	0.024	3.419	0.065	0.025	3.398	0.042
	Kondotty	0	0	0.006	0.833	0.004	0	0.617	0.003
	Thirurangadi	0	0	0.002	0.3	0.009	0	0.44	0
	Thanur	0	0	0.003	0.341	0.009	0	0.031	0

Tirur	0	0	0	0.143	0	0	0.026	0
Kuttippuram	0	0	0.009	0.601	0.036	0	0.187	0.004
Vengara	0.004	0	0.002	0.256	0.022	0	0.27	0
Ponnani	0	0	3.008	1.339	0.009	0	2.329	0.008
Perumpadappu	0	0	0.02	0.377	0.002	0.001	0.279	0.013
<b>Block Total</b>	<b>0.015</b>	<b>0.113</b>	<b>0.241</b>	<b>12.947</b>	<b>0.29</b>	<b>0.173</b>	<b>11.641</b>	<b>0.273</b>
Malappuram (M)	0	0	0.001	0.029	0	0	0.035	0
Tirur (M)	0	0	0	0.057	0	0	0.005	0
Manjeri (M)	0	0	0.001	0.207	0	0	0.036	0
Ponnani (M)	0	0	0.011	0.177	0.001	0	0.043	0.002
Perinthalmanna (M)	0	0	0	0.29	0	0	0	0.001
Kottakkal(M)	0	0	0	0.036	0	0	0.009	0
Nilambur(M)	0	0	0	0.129	0	0	0.004	0
<b>Municipality Total</b>	<b>0</b>	<b>0</b>	<b>0.013</b>	<b>0.925</b>	<b>0.001</b>	<b>0</b>	<b>0.132</b>	<b>0.003</b>
<b>District Total</b>	<b>0.015</b>	<b>0.113</b>	<b>0.254</b>	<b>13.872</b>	<b>0.291</b>	<b>0.173</b>	<b>11.773</b>	<b>0.276</b>

**Table-7(2)**  
**Blockwise Area under Medicinal Plants ( Area in Hectares)**

District	Block	Karumkurinjil	Gulantha	Asgand	Castor (Eranda)	Forest snake gourd	Other Medicinal Plants	
Idukki	Adimali	0.008	0	0.005	0.001	0.002	0.045	
	Devikulam	0	0	0	0.232	2.642	0.57	
	Nedumkandam	0	0	0.006	0	0	0	
	Elamdesom	0.018	0	0	0.026	0.022	0.071	
	Idukki	0.008	0.016	0.066	0.01	0.002	0.003	
	Kattappana	0.012	0	0.003	0.001	0.001	0.096	
	Thodupuzha	0.055	0.001	0.02	0	0	0.076	
	Azhutha	0.001	0.001	0.444	0.002	0.005	0.032	
	<b>Block Total</b>	<b>0.102</b>	<b>0.018</b>	<b>0.544</b>	<b>0.272</b>	<b>2.674</b>	<b>0.893</b>	
	Thodupuzha(M)	0	0	0	0	0	0.008	
	<b>District Total</b>	<b>0.102</b>	<b>0.018</b>	<b>0.544</b>	<b>0.272</b>	<b>2.674</b>	<b>0.901</b>	
	Malappuram	Nilambur	0.014	0.051	0	0	0	0
		Wandoor	0	0	0	0	0	0
Kalikav		0	0.001	0	0	0	0	
Perinthalmanna		0	0	0.001	0	0	0	
Mankada		0.003	0.001	0	0	0	0	
Malappuram		0.081	0.081	0.081	0	0	0	
Arikkode		0.022	0.004	0	0	0	0	
Kondotty		0.001	0	0.002	0	0	0	
Thirurangadi		0	0	0	0	0	0	
Thanur		0	0	0	0	0	0	



Tirur	0.005	0	0	0	0	0
Kuttiapuram	0	0	0	0	0	0
Vengara	0.089	0.006	0	0	0	0
Ponnani	0.001	0	0.002	0	0	0
Perumpadappu	0.041	0.001	0.004	0	0	0
<b>Block Total</b>	<b>0.257</b>	<b>0.145</b>	<b>0.09</b>	<b>0</b>	<b>0</b>	<b>0</b>
Malappuram (M)	0	0	0	0	0	0
Tirur (M)	0	0	0	0	0	0
Manjeri (M)	0	0	0	0	0	0
Ponnani (M)	0.005	0	0.002	0	0	0
Perinthalmanna (M)	0	0	0	0	0	0
Kottakkal(M)	0	0	0	0	0	0
Nilambur(M)	0	0	0	0	0	0
<b>Municipality Total</b>	<b>0.005</b>	<b>0</b>	<b>0.002</b>	<b>0</b>	<b>0</b>	<b>0</b>
<b>District Total</b>	<b>0.262</b>	<b>0.145</b>	<b>0.092</b>	<b>0</b>	<b>0</b>	<b>0</b>

**Table-8(1)**  
**Districtwise Production under Medicinal Plants**

District	Eucaliptus		Kachura		Lemongrass		Palamarose		Khas- Khas		Chethi-koduveli	
	Nos	Kg	Nos	Kg	Nos	Kg	Nos	Kg	Nos	Kg	Nos	Kg
Idukki	116587	6361.4	2309	5226.95	14381	7107.9	2730	1642.85	237	2485.39	650	3974.53
Malappuram	83	845.98	50	1607.33	118	502.84	0	29.4	78	958163	78	56621.9

District	Chenganeerkizhangu		Kasthuripasapar		Sweetflag		Malabarnut		Indianaloe		Chiretta plant	
	Nos	Kg	Nos	Kg	Nos	Kg	Nos	Kg	Nos	Kg	Nos	Kg
Idukki	3084	2449.2	10342	18642.8	4158	5557.61	22784	29630.2	1036	2519.78	1748	2322.35
Malappuram	17	107.91	483	30007	956	448.6	2413	13726.9	2654	3908.59	41	671.29

District	Asparagus		Brahmi		Rauvoifia		Iruveli		Sarivan		Palmuthukku	
	Nos	Kg	Nos	Kg	Nos	Kg	Nos	Kg	Nos	Kg	Nos	Kg
Idukki	410	1483.05	5009	11523.8	1848	1423.05	1762	328.6	1335	801.9	2529	1230.7
Malappuram	189	788.343	691	4100.68	32	206.61	8	288.44	3	193.1	4	162.75

District	Cowitch		Holibasil		Long Pepper		Moovila		Sida		Badinjan	
	Nos	Kg	Nos	Kg	Nos	Kg	Nos	Kg	Nos	Kg	Nos	Kg
Idukki	600	2595.72	10272	60564.7	2245	2319.15	584	1127.5	3637	6923.6	663	3158.81
Malappuram	286	2175.26	54531	5865389	809	3115.61	56	318.33	1680	30933.6	8738	537.79

District	Karumkurinji		Gulanha		Asgand		Castor (Eranda)		Forest snake gourd		Other Medicinal Plants	
	Nos	Kg	Nos	Kg	Nos	Kg	Nos	Kg	Nos	Kg	Nos	Kg
Idukki	1506	262.65	224	75.2	527	80.2	4	100.7	2	104256	2	325
Malappuram	133	402.99	32	189.74	295	56.19	0	0	0	0	0	0

Table-8(2)  
 Block wise Production under Medicinal Plants

District	Block	Eucaliptus		Kachura		Lemongrass		Palamarose	
		Nos	Kg	Nos	Kg	Nos	Kg	Nos	Kg
Idukki	Adimali	22649	2289.6	642	1873.58	7	18	0	12.5
	Devikulam	88419	650	0	198.3	200	5480	0	0
	Nedumkandam	306	33	4	64.1	4	35	3	61.5
	Elamdesom	0	13.5	7	939.36	7	222.8	0	0.2
	Idukki	3532	1425.7	1347	285.7	8210	203.5	2697	211.1
	Kattappana	787	1583.9	278	418.07	4568	962.4	15	1349.25
	Thodupuzha	0	17	0	1054.7	0	2	0	0.1
	Azhutha	884	341.7	31	326.14	1385	184.2	15	8
	<b>Block Total</b>	<b>116577</b>	<b>6354.4</b>	<b>2309</b>	<b>5159.95</b>	<b>14381</b>	<b>7107.9</b>	<b>2730</b>	<b>1642.65</b>
	Thodupuzha(M)	10	7	0	67	0	0	0	0.2
<b>District Total</b>	<b>116587</b>	<b>6361.4</b>	<b>2309</b>	<b>5226.95</b>	<b>14381</b>	<b>7107.9</b>	<b>2730</b>	<b>1642.65</b>	
Malappuram	Nilambur	1	209	25	390.4	0	20.3	0	0.2
	Wandoor	0	23.9	0	34.188	15	80.6	0	6.1
	Kalikav	0	59.4	10	18.7	28	43.4	0	0
	Perinthalmanna	0	19.73	0	34.25	10	51.8	0	2
	Mankada	2	4	1	5.5	14	45.2	0	0
	Malappuram	0	12.3	0	7	0	13.14	0	12
	Arikkode	0	170.6	3	686.09	29	75.9	0	5
	Kondotty	0	8.6	0	36.4	2	154.9	0	3.5
	Thirurangadi	4	15.3	0	17.7	0	0	0	0
Thanur	0	26.5	0	17.9	0	1	0	0	

Tirur	0	3.6	0	0	0	0	0	0	0
Kuttippuram	1	24.8	0	2.4	20	0.2	0	0	0
Vengara	0	5.21	10	1.4	0	6.9	0	0	0
Ponnani	10	6.3	1	0.1	0	0	0	0	0
Perumpadappu	4	251.81	0	3.1	0	3	0	0	0.4
<b>Block Total</b>	<b>22</b>	<b>839.05</b>	<b>50</b>	<b>1255.128</b>	<b>118</b>	<b>496.34</b>	<b>0</b>	<b>0</b>	<b>29.2</b>
Malappuram (M)	0	0	0	0	0	0	0	0	0
Tirur (M)	0	0	0	3	0	0	0	0	0
Manjeri (M)	0	0	0	37.2	0	0	0	0	0
Ponnani (M)	0	0	0	311	0	6.5	0	0	0
Perinthalmanna (M)	0	0	0	0	0	0	0	0	0
Kottakkal(M)	61	6.4	0	1	0	0	0	0	0
Nilambur(M)	0	0.53	0	0	0	0	0	0	0.2
<b>Municipality Total</b>	<b>61</b>	<b>6.93</b>	<b>0</b>	<b>352.2</b>	<b>0</b>	<b>6.5</b>	<b>0</b>	<b>0</b>	<b>0.2</b>
<b>District Total</b>	<b>83</b>	<b>845.98</b>	<b>50</b>	<b>1607.328</b>	<b>118</b>	<b>502.84</b>	<b>0</b>	<b>0</b>	<b>29.4</b>

**Table-8(2)**  
**Block wise Production under Medicinal Plants**

District	Block	Khas-Khas		Chethikoduveli		Chenganeerkizhangu		Kasthuripasupar		
		Nos	Kg	Nos	Kg	Nos	Kg	Nos	Kg	
Idukki	Adimali	9	150.34	367	321.27	2	245.9	23	4932.01	
	Devikulam	0	15.64	0	0.02	0	50	0	152.4	
	Nedumkandam	7	33.42	4	44.44	0	221	12	2290.5	
	Elamdesom	2	139.25	157	1951.64	2	204.6	31	972.8	
	Idukki	60	1543.31	42	1310.2	3045	1562.8	10034	2370.4	
	Kattappana	120	483.76	37	265.43	6	27.3	156	7256.12	
	Thodupuzha	9	0.56	5	2.73	0	131.6	0	230.3	
	Azhutha	30	117.03	38	78.38	29	1	86	365.5	
	<b>Block Total</b>	<b>237</b>	<b>2483.31</b>	<b>650</b>	<b>3974.11</b>	<b>3084</b>	<b>2444.2</b>	<b>10342</b>	<b>18570.03</b>	
	Thodupuzha(M)	0	2.08	0	0.42	0	5	0	72.77	
	<b>District Total</b>	<b>237</b>	<b>2485.39</b>	<b>650</b>	<b>3974.53</b>	<b>3084</b>	<b>2449.2</b>	<b>10342</b>	<b>18642.8</b>	
	Malappuram	Nilambur	0	23	0	54.15	0	5	7	846.9
		Wandoor	12	16.29	3	24.51	0	10.9	4	127.575
		Kalikav	8	27.05	0	12.849	0	12.3	140	392.34
Perinthalmanna		6	49593.15	0	64.805	0	11.6	2	4064.45	
Mankada		4	7.1	2	38197.5	0	0.2	46	212.1	
Malappuram		0	27.6	0	969	0	12	7	152.6	
Arikkode		1	30.92	59	4339.23	0	29.2	25	751.96	
Kondotty		0	105.02	0	6	0	1.01	19	355.96	
Thirurangadi		1	31.97	0	21.2	0	0	19	7978.2	
Thanur		1	31.4	0	18	16	0.5	81	271.25	

Tirur	0	22.4	5	9.7	0	0.5	10	178.6
Kuttippuram	2	152.9	1	139.5	0	0	15	9031.3
Vengara	0	29.3	0	27.6	0	20.5	40	4173.5
Ponnani	0	96.7	8	4.2	1	1	7	110.85
Perumpadappu	40	907965.61	0	1	0	2.5	15	1011.22
<b>Block Total</b>	<b>75</b>	<b>958160.41</b>	<b>78</b>	<b>43889.244</b>	<b>17</b>	<b>107.21</b>	<b>437</b>	<b>29658.805</b>
Malappuram (M)	0	0	0	0.4	0	0	20	42.2
Tirur (M)	0	0	0	12550	0	0	5	25.8
Manjeri (M)	0	0	0	0	0	0	0	113.3
Ponnani (M)	0	1	0	25	0	0	0	6
Perinthalmanna (M)	0	0	0	148.1	0	0	0	112.1
Kottakkal(M)	3	0.3	0	5	0	0	21	37
Nilambur(M)	0	1.3	0	4.11	0	0.7	0	11.75
<b>Municipality Total</b>	<b>3</b>	<b>2.6</b>	<b>0</b>	<b>12732.61</b>	<b>0</b>	<b>0.7</b>	<b>46</b>	<b>348.15</b>
<b>District Total</b>	<b>78</b>	<b>958163.01</b>	<b>78</b>	<b>56621.854</b>	<b>17</b>	<b>107.91</b>	<b>483</b>	<b>30006.955</b>

**Table-8(2)**  
**Block wise Production under Medicinal Plants**

District	Block	Sweetflag		Malabarnut		Indianaloe		Chiretta plant	
		Nos	Kg	Nos	Kg	Nos	Kg	Nos	Kg
Idukki	Adimali	239	147.66	387	1761.91	395	204.4	49	16
	Devikulam	0	2	0	6.51	174	2.2	1	0
	Nedumkandam	10	281.6	8	787.2	18	82.06	0	181.1
	Elamdesom	2	3.9	211	681.11	54	119.44	2	10.55
	Idukki	3794	3014.3	21446	13215.6	47	1373.8	1037	1282.5
	Kattappana	33	2059.9	672	10982.65	234	425.88	5	813.8
	Thodupuzha	0	10.65	8	1903.08	12	98.58	0	5.5
	Azhutha	80	36.8	45	155.7	97	168.78	51	4.1
	<b>Block Total</b>	<b>4158</b>	<b>5556.81</b>	<b>22777</b>	<b>29493.76</b>	<b>1031</b>	<b>2475.14</b>	<b>1745</b>	<b>2313.55</b>
	Thodupuzha(M)	0	0.8	7	136.394	5	44.64	3	8.8
<b>District Total</b>	<b>4158</b>	<b>5557.61</b>	<b>22784</b>	<b>29630.154</b>	<b>1036</b>	<b>2519.78</b>	<b>1748</b>	<b>2322.35</b>	
Malappuram	Nilambur	0	64.7	0	263.47	32	105.91	0	3.3
	Wandoor	0	43.4	55	2700.24	20	57.47	0	5.9
	Kalikav	0	23	96	1365.032	370	174.82	8	6.8
	Perinthalmanna	2	117.9	127	760.712	77	276.9	4	184.51
	Mankada	0	0.5	132	351.07	264	113	4	0.5
	Malappuram	0	12.1	58	378.84	130	94.05	0	12.3
	Arikkode	5	21.62	770	3751.41	203	1285.24	5	35.9
	Kondotty	0	13.28	57	927.85	304	122.1	0	45.85
	Thirurangadi	0	13.2	28	466.035	107	119.911	0	2.98
	Thanur	10	3.7	264	197.6	117	138.5	10	194.44



	Tirur	2	7.1	150	78.5	65	19.7	0	5.7
	Kuttippuram	30	31	92	471.45	189	266.5	1	21.5
	Vengara	2	13.6	53	711.21	175	404.8	0	11.2
	Ponnani	0	5	324	382.65	429	59.78	5	2.2
	Perumpadappu	885	12.85	12	363.42	22	154.29	4	24.06
	<b>Block Total</b>	<b>936</b>	<b>382.95</b>	<b>2218</b>	<b>13169.489</b>	<b>2504</b>	<b>3392.971</b>	<b>41</b>	<b>557.14</b>
	Malappuram (M)	0	0	0	111	0	1.1	0	0
	Tirur (M)	0	0.2	3	81.8	7	23.5	0	0
	Manjeri (M)	0	2	0	188.22	0	419.7	0	104.1
	Ponnani (M)	0	0	46	35	0	0.2	0	0
	Perinthalmanna (M)	0	0	11	26	0	5	0	0
	Kottakkal(M)	20	55	83	79.6	87	47.9	0	5.5
	Nilambur(M)	0	8.45	52	35.77	56	18.22	0	4.55
	<b>Municipality Total</b>	<b>20</b>	<b>65.65</b>	<b>195</b>	<b>557.39</b>	<b>150</b>	<b>515.62</b>	<b>0</b>	<b>114.15</b>
	<b>District Total</b>	<b>956</b>	<b>448.6</b>	<b>2413</b>	<b>13726.879</b>	<b>2654</b>	<b>3908.591</b>	<b>41</b>	<b>671.29</b>

Table-8(2)  
Block wise Production under Medicinal Plants

District	Block	Asparagus		Brahmi		Rauwolfia		Iruveli	
		Nos	Kg	Nos	Kg	Nos	Kg	Nos	Kg
Idukki	Adimali	142	39.4	31	215.6	12	10	16	3
	Devikulam	0	0.5	2	0	0	0	0	0
	Nedumkandam	4	43	8	299.3	4	252.3	0	169.8
	Elamdesom	2	8.35	20	23.65	0	3	0	1.2
	Idukki	15	880.2	4808	9190.9	1797	100.8	1719	93.4
	Kattappana	191	346.8	96	1709.945	2	1053.6	0	55.4
	Thodupuzha	0	4.35	0	29.39	0	1.25	0	5.3
	Azhutha	55	160.55	40	33.8	33	2.1	27	0.5
	<b>Block Total</b>	<b>409</b>	<b>1481.15</b>	<b>5005</b>	<b>11502.585</b>	<b>1848</b>	<b>1423.05</b>	<b>1762</b>	<b>328.6</b>
	Thodupuzha(M)	1	1.9	4	21.2	0	0	0	0
<b>District Total</b>	<b>410</b>	<b>1483.05</b>	<b>5009</b>	<b>11523.785</b>	<b>1848</b>	<b>1423.05</b>	<b>1762</b>	<b>328.6</b>	
Malappuram	Nilambur	2	14.9	0	60.41	0	3.3	0	2.2
	Wandoor	0	33.945	8	59.175	0	15.3	0	13.5
	Kalikav	23	51.62	242	198.757	0	14.2	0	21.68
	Perinthalmanna	42	164.8	12	346.85	2	54	0	85.46
	Mankada	0	11.4	126	301.24	1	0.8	0	97.2
	Malappuram	0	20.3	1	296.94	0	12.8	0	1.2
	Arikkode	17	100.7	9	1951.7	0	65.2	0	36.8
	Kondotty	0	35.06	4	51.35	0	1.05	0	0.7
	Thirurangadi	2	20.408	0	28.67	0	1.26	0	0.9
	Thanur	11	222.9	34	200.1	0	8	0	15.4

Tirur	2	11.9	0	14.5	0	0	0	0.1
Kuttippuram	40	23.4	71	63.9	29	3.9	0	0.2
Vengara	2	21.4	20	75.6	0	16.5	0	0.8
Ponnani	17	9.2	83	98.655	0	0.5	0	0.2
Perumpadappu	10	35.01	0	185.68	0	6	0	3.6
<b>Block Total</b>	<b>168</b>	<b>776.943</b>	<b>610</b>	<b>3933.527</b>	<b>32</b>	<b>202.81</b>	<b>0</b>	<b>279.94</b>
Malappuram (M)	0	0	0	1.15	0	0	0	0
Tirur (M)	8	1.1	0	6	0	1.7	0	0
Manjeri (M)	0	2.4	0	22.78	0	0	0	0.8
Ponnani (M)	0	0.2	0	2	0	0	0	0
Perinthalmanna (M)	0	0	0	46	0	0	0	0
Kottakkal(M)	13	6.25	81	77.21	0	2	8	7.7
Nilambur(M)	0	1.45	0	12.01	0	0.1	0	0
<b>Municipality Total</b>	<b>21</b>	<b>11.4</b>	<b>81</b>	<b>167.15</b>	<b>0</b>	<b>3.8</b>	<b>8</b>	<b>8.5</b>
<b>District Total</b>	<b>189</b>	<b>788.343</b>	<b>691</b>	<b>4100.677</b>	<b>32</b>	<b>206.61</b>	<b>8</b>	<b>288.44</b>

**Table-8(2)**  
**Block wise Production under Medicinal Plants**

District	Block	Sarivan		Palmuthukku		Cowitch		Holibasil	
		Nos	Kg	Nos	Kg	Nos	Kg	Nos	Kg
Idukki	Adimali	12	4	1	1	35	146.3	1503	6191.92
	Devikulam	0	0	0	0	0	0	17	13.45
	Nedumkandam	2	98.5	4	61.5	11	117	822	3234.41
	Elamdesom	0	0	2	0	44	60.35	2890	3163.66
	Idukki	1259	110.8	1552	50.5	379	24.3	856	1599.86
	Kattappana	2	70.8	4	1004.1	60	2205.1	3348	5947.82
	Thodupuzha	0	517.8	0	11.6	10	15.97	128	2901.58
	Azhutha	60	0	966	100.5	61	24.5	647	35669.1
	<b>Block Total</b>	<b>1335</b>	<b>801.9</b>	<b>2529</b>	<b>1229.2</b>	<b>600</b>	<b>2593.52</b>	<b>10211</b>	<b>58721.8</b>
	Thodupuzha(M)	0	0	0	1.5	0	2.2	61	1842.9
<b>District Total</b>	<b>1335</b>	<b>801.9</b>	<b>2529</b>	<b>1230.7</b>	<b>600</b>	<b>2595.72</b>	<b>10272</b>	<b>60564.7</b>	
Malappuram	Nilambur	0	1.8	0	6.5	4	21.72	537	4911.563
	Wandoor	0	11.05	0	0.7	0	29.1	2618	54519.924
	Kalikav	0	6	0	5.7	4	39.52	1323	24155.363
	Perinthalmanna	0	114	0	104.6	4	738.35	18392	5570620.42
	Mankada	1	2.4	4	0	10	49.9	1522	6785.656
	Malappuram	0	0	0	12.1	0	66.4	6255	6007.89
	Arikkode	0	23.8	0	19.6	4	91.19	7741	46582.68
	Kondotty	0	1.05	0	0	0	39.9	1155	32201.58
	Thirurangadi	0	0.1	0	2	30	16.1	937	5917.144
	Thanur	0	3.6	0	1.2	97	35.1	1161	5109.452

Tirur	0	0	0	0	0	2.5	314	3290.98
Kuttippuram	0	0.7	0	0	10	17.3	2308	15889.29
Vengara	0	10.4	0	0	10	36.9	2874	6272.709
Ponnani	0	0	0	0	80	9.6	522	3772.91
Perumpadappu	0	4	0	1.25	0	746.68	2213	9032.6
<b>Block Total</b>	<b>1</b>	<b>178.9</b>	<b>4</b>	<b>153.65</b>	<b>253</b>	<b>1940.26</b>	<b>49872</b>	<b>5795070.16</b>
Malappuram (M)	0	0	0	0	0	0.2	21	593.3
Tirur (M)	0	0	0	0	4	0.7	918	13645.8
Manjeri (M)	0	0	0	0	0	7.5	32	26774.78
Ponnani (M)	0	0	0	0	0	5	1291	2234.326
Perinthalmanna (M)	0	0	0	0	0	0	320	99.2
Kottakkal(M)	2	14.1	0	9	29	221.6	2015	26703.292
Nilambur(M)	0	0.1	0	0.1	0	0	62	267.7
<b>Municipality Total</b>	<b>2</b>	<b>14.2</b>	<b>0</b>	<b>9.1</b>	<b>33</b>	<b>235</b>	<b>4659</b>	<b>70318.398</b>
<b>District Total</b>	<b>3</b>	<b>193.1</b>	<b>4</b>	<b>162.75</b>	<b>286</b>	<b>2175.26</b>	<b>54531</b>	<b>5865368.55</b>

**Table-8(2)**  
**Block wise Production under Medicinal Plants**

District	Block	LongPepper		Moovila		Sida		Badinjan	
		Nos	Kg	Nos	Kg	Nos	Kg	Nos	Kg
Idukki	Adimali	88	19.75	10	22	62	1902.66	61	54.8
	Devikulam	8	0	0	0	0	58.63	42	20
	Nedumkandam	3	124.1	2	12	3	549.8	2	126.5
	Elamdesom	2	11.31	4	2.7	2193	693.69	214	34.65
	Idukki	2032	611.4	509	20.2	1103	2627.9	174	2755.5
	Kattappana	97	1396.3	41	1022.5	185	390	97	42.45
	Thodupuzha	0	16	2	16.1	20	504	5	108
	Azhutha	15	107.69	16	27	52	121.85	68	8.4
	<b>Block Total</b>	<b>2245</b>	<b>2286.55</b>	<b>584</b>	<b>1122.5</b>	<b>3618</b>	<b>6848.53</b>	<b>663</b>	<b>3150.3</b>
	Thodupuzha(M)	0	32.6	0	5	19	75.067	0	8.505
<b>District Total</b>	<b>2245</b>	<b>2319.15</b>	<b>584</b>	<b>1127.5</b>	<b>3637</b>	<b>6923.597</b>	<b>663</b>	<b>3158.805</b>	
Malappuram	Nilambur	3	61.97	3	23.2	10	743.63	0	127.2
	Wandoor	5	33.77	2	47.92	69	1787.235	1	16.65
	Kalikav	12	58.52	2	13.22	104	2425.522	10	129.2
	Perinthalmanna	4	29.77	21	22.82	222	2762.508	195	28.2
	Mankada	6	15.95	6	9.7	545	2927.75	194	11.95
	Malappuram	9	14.4	0	44.4	4	591.9	0	21
	Arikkode	5	692.22	2	82.85	81	9648.68	7887	104.4
	Kondotty	0	45.65	0	9.42	33	1821.6	0	8.4
	Thirurangadi	6	43.85	0	15.8	11	4751.05	0	2.7
Thanur	15	15.7	18	0.3	2	84	4	0.7	

Tirur	34	8.7	0	0	0	82.2	0	6
Kuttippuram	12	1940.85	0	15.2	51	756	0	15.2
Vengara	16	50.1	0	16.6	76	637.71	0	4.7
Ponnani	0	19.6	1	1.3	340	1104.8	35	15.3
Perumpadappu	642	39.75	1	9.6	21	428.44	133	31.29
<b>Block Total</b>	<b>769</b>	<b>3070.8</b>	<b>56</b>	<b>312.33</b>	<b>1569</b>	<b>30553.025</b>	<b>8459</b>	<b>522.89</b>
Malappuram (M)	0	1.8	0	0	0	16.2	0	0
Tirur (M)	0	5.7	0	1	10	97.3	0	0
Manjeri (M)	0	2.4	0	0.4	0	56.45	0	1.2
Ponnani (M)	0	2	0	2	0	11.8	0	0
Perinthalmanna (M)	0	0	0	0	0	0	279	3
Kottakkal(M)	11	31.81	0	2.6	91	184.24	0	10.7
Nilambur(M)	29	1.1	0	0	10	14.6	0	0
<b>Municipality Total</b>	<b>40</b>	<b>44.81</b>	<b>0</b>	<b>6</b>	<b>111</b>	<b>380.59</b>	<b>279</b>	<b>14.9</b>
<b>District Total</b>	<b>809</b>	<b>3115.61</b>	<b>56</b>	<b>318.33</b>	<b>1680</b>	<b>30933.615</b>	<b>8738</b>	<b>537.79</b>



**Table-8(2)**  
**Block wise Production under Medicinal Plants**

District	Block	Karumkurinji		Gulantha		Asgand		Castor(Eranda)		Forest snake gourd		Other Medicinal Plants	
		Nos	Kg	Nos	Kg	Nos	Kg	Nos	Kg	Nos	Kg	Nos	Kg
Idukki	Adimali	8	3	10	5	7	3	0	56	0	49.5	0	23.8
	Devikulam	0	0	0	0	0	0	0	0	0	104137	0	5.5
	Nedumkandam	4	3	2	40	0	20	0	7	0	0	0	0
	Elamdesom	200	8.6	0	0	2	3.2	2	20	0	20	2	50.4
	Idukki	1252	9.2	162	21.9	273	48.3	0	4.3	0	0	0	0
	Kattappana	6	4	3	0	4	0	0	0	2	0	0	22
	Thodupuzha	2	33.3	0	8	0	2.9	0	11.6	0	29.7	0	12.9
	Azhutha	34	200.35	47	0.3	241	2.8	2	1.8	0	20	0	200.9
	<b>Block Total</b>	<b>1506</b>	<b>261.45</b>	<b>224</b>	<b>75.2</b>	<b>527</b>	<b>80.2</b>	<b>4</b>	<b>100.7</b>	<b>2</b>	<b>104256.2</b>	<b>2</b>	<b>315.5</b>
	Thodupuzha(M)	0	1.2	0	0	0	0	0	0	0	0	0	9.5
<b>District Total</b>	<b>1506</b>	<b>262.65</b>	<b>224</b>	<b>75.2</b>	<b>527</b>	<b>80.2</b>	<b>4</b>	<b>100.7</b>	<b>2</b>	<b>104256.2</b>	<b>2</b>	<b>325</b>	
Malappuram	Nilambur	0	12.6	0	13.4	0	6.8	0	0	0	0	0	0
	Wandoor	0	7.2	0	0.8	144	1.88	0	0	0	0	0	0
	Kalikav	0	16.5	2	11.1	36	2.5	0	0	0	0	0	0
	Perinthalmanna	10	8.7	1	5.2	38	2.6	0	0	0	0	0	0
	Mankada	1	16	5	5.5	22	1.55	0	0	0	0	0	0
	Malappuram	0	18.8	0	14	0	12.95	0	0	0	0	0	0
	Arikkode	17	36.12	0	16.3	24	7.61	0	0	0	0	0	0
	Kondotty	0	16.2	0	9.8	0	4.2	0	0	0	0	0	0
	Thirurangadi	0	0.2	0	3.2	0	0.9	0	0	0	0	0	0
	Thanur	30	1.1	1	3.2	0	0	0	0	0	0	0	0

Tirur	0	8.2	0	4.3	0	3.2	0	0	0	0	0	0	0
Kuttippuram	0	2.5	0	2.2	0	3	0	0	0	0	0	0	0
Vengara	0	220.7	0	69.4	0	0	0	0	0	0	0	0	0
Ponnani	9	4.8	19	2.3	0	3.2	0	0	0	0	0	0	0
Perumpadappu	2	12.35	4	23.54	31	2.8	0	0	0	0	0	0	0
<b>Block Total</b>	<b>69</b>	<b>381.97</b>	<b>32</b>	<b>184.24</b>	<b>295</b>	<b>53.19</b>	<b>0</b>	<b>0</b>	<b>0</b>	<b>0</b>	<b>0</b>	<b>0</b>	<b>0</b>
Malappuram (M)	0	0	0	0	0	0.2	0	0	0	0	0	0	0
Tirur (M)	4	0	0	0	0	0	0	0	0	0	0	0	0
Manjeri (M)	0	0.4	0	0	0	0	0	0	0	0	0	0	0
Ponnani (M)	0	0	0	0	0	0	0	0	0	0	0	0	0
Perinthalmanna (M)	0	12.2	0	0	0	0	0	0	0	0	0	0	0
Kottakkal(M)	40	7.3	0	3.5	0	2.5	0	0	0	0	0	0	0
Nilambur(M)	20	1.12	0	2	0	0.3	0	0	0	0	0	0	0
<b>Municipality Total</b>	<b>64</b>	<b>21.02</b>	<b>0</b>	<b>5.5</b>	<b>0</b>	<b>3</b>	<b>0</b>	<b>0</b>	<b>0</b>	<b>0</b>	<b>0</b>	<b>0</b>	<b>0</b>
<b>District Total</b>	<b>133</b>	<b>402.99</b>	<b>32</b>	<b>189.74</b>	<b>295</b>	<b>56.19</b>	<b>0</b>	<b>0</b>	<b>0</b>	<b>0</b>	<b>0</b>	<b>0</b>	<b>0</b>

Table-9(1)  
Districtwise Area under Spices (Area in Hectares)

District	Aracanut	Betelleaf	Cinamon	Clove	Vanila	Ginger	Mango ginger	Nutmeg	Pepper
Idukki	2396.712	3.975	38.171	697.641	174.836	680.807	3.487	3141.483	44307.13
Malappuram	19544.745	181.154	21.443	11.724	6.973	47.438	9.012	311.069	2570.582

District	Turmeric	Tamarind	Cardamom	Sarvasugandhi	Garlic	Coriander	Fennel	Other Spices and Condiments
Idukki	196.081	508.487	43804.733	13.98	147.98	0.879	0	0.28
Malappuram	289.287	1741.01	0	8.103	0	0	0	0

Table-9(2)  
Block wise Area under Spices (Area in Hectares)

District	Block	Aracanut	Betelleaf	Cinamon	Clove	Vanila	Ginger	Mango ginger	Nutmeg	Pepper
Idukki	Adimali	585.236	0.07	1.367	85.063	26.376	181.846	0.668	1350.828	7088.489
	Devikulam	338.813	0.007	0.063	3.903	1.082	41.604	0.171	186.215	1916.273
	Nedumkandam	319.403	0.264	1.385	76.318	8.542	68.531	0.361	262.479	11303.567
	Elamdesom	140.862	0.121	2.987	10.501	2.042	12.182	0.09	168.348	216.372
	Idukki	344.602	1.617	12.456	197.857	11.266	136.262	1.52	521.838	5932.26
	Kattappana	141.695	1.8	6.419	161.816	6.712	107.794	0.386	169.466	9032.631
	Thodupuzha	94.387	0.039	1.372	1.137	0.676	6.512	0.14	115.737	131.828
	Azhutha	414.627	0.054	11.722	160.695	118.101	125.961	0.129	343.579	8659.348
	<b>Block Total</b>	<b>2379.625</b>	<b>3.972</b>	<b>37.771</b>	<b>697.29</b>	<b>174.797</b>	<b>680.692</b>	<b>3.465</b>	<b>3118.49</b>	<b>44280.768</b>
	Thodupuzha(M)	17.087	0.003	0.4	0.351	0.039	0.115	0.022	22.993	26.362
<b>District Total</b>	<b>2396.712</b>	<b>3.975</b>	<b>38.171</b>	<b>697.641</b>	<b>174.836</b>	<b>680.807</b>	<b>3.487</b>	<b>3141.483</b>	<b>44307.13</b>	

Malappuram	Nilambur	872.054	6.62	1.075	1.38	0.183	2.656	0.696	31.29	110.01
	Wandoor	2216.769	4.849	1.883	0.2	0.359	1.8	0.64	23.612	227.854
	Kalikav	2146.837	1.775	1.398	0.815	0.096	4.57	0.789	36.548	289.061
	Perinthalmanna	1936.074	2.431	0.921	0.21	3.874	11.875	0.792	20.893	269.478
	Mankada	1048.014	2.14	0.12	0.27	0.353	3.428	0.054	9.004	231.289
	Malappuram	1544.375	9.632	0.941	0.112	0.131	3.676	0.061	7.678	145.853
	Arikkode	2957.918	12.971	2.505	0.865	0.141	4.704	2.52	20.805	221.201
	Kondotty	1423.883	9.764	1.751	1.247	0.625	2.771	0.435	7.78	150.969
	Thirurangadi	451.673	6.725	1.179	0.607	0.428	0.758	0.499	23.92	118.583
	Thanur	586.923	34.846	1.009	0.458	0.064	0.764	0.573	18.809	82.564
	Tirur	208.553	9.843	0.762	0.146	0.033	0.276	0.113	12.009	59.511
	Kuttippuram	1043.899	58.288	0.5	0.24	0.254	4.875	0.179	49.311	204.304
	Vengara	575.916	5.796	0.956	0.58	0.101	1.282	0.253	14.406	113.132
	Ponnani	681.103	0.318	1.58	0.97	0.048	1.066	0.341	8.156	84.768
	Perumpadappu	713.469	0.282	2.723	1.136	0.109	0.35	0.644	17.068	88.562
	<b>Block Total</b>	<b>18407.46</b>	<b>166.28</b>	<b>19.303</b>	<b>9.236</b>	<b>6.799</b>	<b>44.851</b>	<b>8.589</b>	<b>301.289</b>	<b>2397.139</b>
	Malappuram (M)	145.923	0.028	0.247	0.5	0.02	0.707	0.03	1.527	6.201
	Tirur (M)	34.41	1.137	0.473	0.383	0	0.135	0.02	1.965	6.706
	Manjeri (M)	674.536	0.007	0.69	0.26	0.046	0.324	0.096	1.304	47.115
	Ponnani (M)	47.385	0.079	0.38	1.278	0.063	0.037	0.061	1.605	10.026
	Perinthalmanna (M)	62.606	0	0	0	0	0.929	0.182	1.247	88.932
	Kottakkal(M)	123.504	13.622	0.047	0.067	0.003	0.235	0.006	0.53	5.017
	Nilambur(M)	48.921	0.001	0.303	0	0.042	0.22	0.028	1.602	9.446
	<b>Municipality Total</b>	<b>1137.285</b>	<b>14.874</b>	<b>2.14</b>	<b>2.488</b>	<b>0.174</b>	<b>2.587</b>	<b>0.423</b>	<b>9.78</b>	<b>173.443</b>
	<b>District Total</b>	<b>19544.745</b>	<b>181.154</b>	<b>21.443</b>	<b>11.724</b>	<b>6.973</b>	<b>47.438</b>	<b>9.012</b>	<b>311.069</b>	<b>2570.582</b>

Table-9(2)  
Block wise Area under Spices (Area in Hectares)

District	Block	Turmeric	Tamarind	Cardamom	Sarvasugandhi	Garlic	Coriander	Fennel	Other Spices and Condiments
Idukki	Adimali	51.236	106.132	5736.015	0.293	0	0	0	0.04
	Devikulam	6.765	19.868	5431.03	0.019	147.976	0.875	0	0.107
	Nedumkandam	14.766	50.936	11563.057	6.839	0.004	0	0	0
	Elamdesom	14.325	37.669	38.031	2.148	0	0	0	0.005
	Idukki	21.895	65.105	1010.469	1.738	0	0	0	0.003
	Kattappana	26.242	47.308	13147.27	1.775	0	0.004	0	0.019
	Thodupuzha	10.318	21.984	2.785	0.168	0	0	0	0.013
	Azhutha	50.067	153.909	6876.05	0.812	0	0	0	0.093
	<b>Block Total</b>	<b>195.614</b>	<b>502.911</b>	<b>43804.707</b>	<b>13.792</b>	<b>147.98</b>	<b>0.879</b>	<b>0</b>	<b>0.28</b>
	Thodupuzha(M)	0.467	5.576	0.026	0.188	0	0	0	0
<b>District Total</b>	<b>196.081</b>	<b>508.487</b>	<b>43804.733</b>	<b>13.98</b>	<b>147.98</b>	<b>0.879</b>	<b>0</b>	<b>0.28</b>	
Malappuram	Nilambur	12.127	100.902	0	3.557	0	0	0	0
	Wandoor	40.411	109.589	0	0.245	0	0	0	0
	Kalikav	28.437	109.691	0	0.208	0	0	0	0
	Perinthalmanna	39.979	260.426	0	0.244	0	0	0	0
	Mankada	17.832	177.115	0	0.033	0	0	0	0
	Malappuram	28.166	78.942	0	0.123	0	0	0	0
	Arikkode	51.17	104.67	0	0.522	0	0	0	0
	Kondotty	18.605	85.511	0	1.598	0	0	0	0
	Thirurangadi	11.157	85.352	0	0.356	0	0	0	0
	Thanur	3.903	33.302	0	0.177	0	0	0	0
	Tirur	0.381	60.977	0	0.025	0	0	0	0
	Kuttippuram	8.239	142.486	0	0.049	0	0	0	0
	Vengara	3.896	81.927	0	0.062	0	0	0	0
	Ponnani	1.072	135.62	0	0.2	0	0	0	0
	Perumpadappu	0.622	59.404	0	0.562	0	0	0	0
	<b>Block Total</b>	<b>265.997</b>	<b>1625.914</b>	<b>0</b>	<b>7.961</b>	<b>0</b>	<b>0</b>	<b>0</b>	<b>0</b>

	Malappuram (M)	1.513	8.498	0	0	0	0	0	0
	Tirur (M)	0.347	10.556	0	0	0	0	0	0
	Manjeri (M)	9.519	28.246	0	0.098	0	0	0	0
	Ponnani (M)	0.089	18.256	0	0.025	0	0	0	0
	Perinthalmanna (M)	3.668	32.559	0	0	0	0	0	0
	Kottakkal(M)	4.8	8.747	0	0.019	0	0	0	0
	Nilambur(M)	3.354	8.234	0	0	0	0	0	0
	<b>Municipality Total</b>	<b>23.29</b>	<b>115.096</b>	<b>0</b>	<b>0.142</b>	<b>0</b>	<b>0</b>	<b>0</b>	<b>0</b>
	<b>District Total</b>	<b>289.287</b>	<b>1741.01</b>	<b>0</b>	<b>8.103</b>	<b>0</b>	<b>0</b>	<b>0</b>	<b>0</b>

Table-10(1)  
Districtwise Production under Spices (in tones)

District	Aracanut	Betelleaf	Cinamon	Clove	Vanila	Ginger	Mango ginger	Nutmeg	Pepper
Idukki	11507.627	4.175	12.799	994.41	47.686	3960.303	15.747	6027.584	66870.162
Malappuram	24467.175	15638	5.41	0.786	0.883	304.786	40.489	89.081	489.805

District	Turmeric	Tamarind	Cardamom	Sarvasugandhl	Garlic	Corlander	Fennel	Other Spices and Condiments
Idukki	1108.743	703.636	17070.628	1.472	1029.115	0.361	0	0.325
Malappuram	1803.339	1233.959	0	0.51	0	0	0	0

**Table-10(2)**  
**Block wise Production under Spices (in tones)**

District	Block	Aracanut	Betelleaf	Cinamon	Clove	Vanila	Ginger	Mango ginger	Nutmeg	Pepper
Idukki	Adimali	4779.426	0.156	0.463	112.72	15.149	1041.538	4.313	4526.984	34397.616
	Devikulam	2852.943	0.004	0.004	2.373	0.323	222.024	0.298	816.603	12432.327
	Nedumkandam	871.943	0.057	2.108	110.592	1.151	269.093	0.822	85.112	2580.868
	Elamdesom	476.517	0.339	0.239	23.654	1.483	66.005	0.762	119.065	58.262
	Idukki	687.078	1.672	5.406	164.567	5.789	385.067	6.123	116.8	604.533
	Kattappana	185.9	1.807	2.681	235.772	3.051	468.641	1.621	39.643	3993.713
	Thodupuzha	290.86	0.034	1.416	1.589	0.45	37.783	0.781	89.366	34.303
	Azhutha	1322.982	0.1	0.336	342.132	20.278	1469.634	0.871	218.178	12762.141
	<b>Block Total</b>	<b>11467.649</b>	<b>4.169</b>	<b>12.653</b>	<b>993.399</b>	<b>47.674</b>	<b>3959.785</b>	<b>15.591</b>	<b>6011.751</b>	<b>66863.763</b>
	Thodupuzha(M)	39.978	0.006	0.146	1.011	0.012	0.518	0.156	15.833	6.399
<b>District Total</b>	<b>11507.627</b>	<b>4.175</b>	<b>12.799</b>	<b>994.41</b>	<b>47.686</b>	<b>3960.303</b>	<b>15.747</b>	<b>6027.584</b>	<b>66870.162</b>	
Malappuram	Nilambur	975.303	600	0.237	0.109	0.164	26.671	3.431	8.736	24.708
	Wandoor	1683.615	292	1.173	0.02	0	13.33	5.576	7.695	31.911
	Kalikav	4239.651	164	1.681	0.016	0.091	44.337	1.94	11.524	36.413
	Perinthalmanna	2652.663	217	0.133	0.005	0.224	74.025	2.965	4.335	59.774
	Mankada	2385.365	211	0.019	0	0.015	14.185	0.138	0.462	43.887
	Malappuram	1824.136	825	0.309	0.222	0.168	26.414	0.129	0.867	30.536
	Arikkode	2247	1256	0.36	0.065	0.046	30.584	12.85	5.06	24.171
	Kondotty	1862.432	737	0.219	0.064	0.059	18.65	2.555	1.02	29.172
	Thirurangadi	620.916	644	0.073	0.018	0.031	4.356	1.577	8.63	15.293
	Thanur	834.952	3084	0.083	0.066	0.003	1.849	3.949	7.419	23.884
Tirur	190.162	922	0.04	0.031	0	1.114	1.476	4.89	19.776	



	Kuttippuram	1745.962	4705	0.038	0.008	0.018	24.835	0.581	18.67	76.088
	Vengara	817.128	513	0.29	0.048	0.011	6.468	0.706	5.453	14.69
	Ponnani	550.7	24	0.413	0.055	0.01	2.785	0.72	0.82	24.657
	Perumpadappu	474.543	16	0.122	0.022	0.035	0.846	1.01	2.339	11.919
	<b>Block Total</b>	<b>23104.528</b>	<b>14210</b>	<b>5.19</b>	<b>0.749</b>	<b>0.875</b>	<b>290.449</b>	<b>39.603</b>	<b>87.92</b>	<b>466.879</b>
	Malappuram (M)	191.294	1	0.051	0.01	0.001	3.462	0.088	0.363	0.836
	Tirur (M)	39.992	68	0.029	0.012	0	0.596	0.029	0.305	0.955
	Manjeri (M)	780.959	0	0.056	0	0	2.099	0.134	0.044	6.105
	Ponnani (M)	37.285	4	0.056	0.009	0.005	0.09	0.018	0.111	0.87
	Perinthalmanna (M)	75.647	0	0	0	0	5.595	0.566	0.082	11.939
	Kottakkal(M)	163.715	1355	0.004	0.006	0.002	1.26	0.009	0.06	0.687
	Nilambur(M)	73.755	0	0.024	0	0	1.235	0.042	0.196	1.534
	<b>Municipality Total</b>	<b>1362.647</b>	<b>1428</b>	<b>0.22</b>	<b>0.037</b>	<b>0.008</b>	<b>14.337</b>	<b>0.886</b>	<b>1.161</b>	<b>22.926</b>
	<b>District Total</b>	<b>24467.175</b>	<b>15638</b>	<b>5.41</b>	<b>0.786</b>	<b>0.883</b>	<b>304.786</b>	<b>40.489</b>	<b>89.081</b>	<b>489.805</b>

Table-10(2)  
Block wise Production under Spices (in tones)

District	Block	Turmeric	Tamarind	Cardamom	Sarvasugandhi	Garlic	Coriander	Fennel	Other Spices and Condiments
Idukki	Adimali	286.824	241.383	1172.209	0.005	0	0	0	0.237
	Devikulam	34.342	18.026	5473.708	0	1029.115	0.361	0	0.012
	Nedumkandam	57.139	46.04	3185.434	0.01	0	0	0	0
	Elamdesom	72.967	56.527	21.602	0.831	0	0	0	0
	Idukki	79.283	65.253	50.958	0.024	0	0	0	0
	Kattappana	117.959	45.702	1099.576	0.162	0	0	0	0
	Thodupuzha	60.566	26.074	1.756	0.082	0	0	0	0.05
	Azhutha	397.22	198.129	6065.373	0.309	0	0	0	0.026
	<b>Block Total</b>	<b>1106.3</b>	<b>697.134</b>	<b>17070.616</b>	<b>1.423</b>	<b>1029.115</b>	<b>0.361</b>	<b>0</b>	<b>0.325</b>
	Thodupuzha(M)	2.443	6.502	0.012	0.049	0	0	0	0
<b>District Total</b>	<b>1108.743</b>	<b>703.636</b>	<b>17070.628</b>	<b>1.472</b>	<b>1029.115</b>	<b>0.361</b>	<b>0</b>	<b>0.325</b>	
Malappuram	Nilambur	94.072	40.903	0	0.032	0	0	0	0
	Wandoor	261.837	38.354	0	0.011	0	0	0	0
	Kalikav	226.348	53.91	0	0.011	0	0	0	0
	Perinthalmanna	221.425	302.372	0	0.017	0	0	0	0
	Mankada	71.892	228.251	0	0.002	0	0	0	0
	Malappuram	181.99	82.068	0	0.008	0	0	0	0
	Arikkode	328.154	54.981	0	0.031	0	0	0	0
	Kondotty	86.997	34.803	0	0.206	0	0	0	0
	Thirurangadi	82.492	33.144	0	0.04	0	0	0	0
	Thanur	20.62	23.185	0	0.017	0	0	0	0
Tirur	1.613	47.586	0	0	0	0	0	0	
Kuttippuram	50.323	124.937	0	0	0	0	0	0	

Vengara	24.483	30.45	0	0	0	0	0	0
Ponnani	2.658	49.58	0	0.012	0	0	0	0
Perumpadappu	1.957	27.42	0	0.117	0	0	0	0
<b>Block Total</b>	<b>1656.861</b>	<b>1171.944</b>	<b>0</b>	<b>0.504</b>	<b>0</b>	<b>0</b>	<b>0</b>	<b>0</b>
Malappuram (M)	8.524	4.766	0	0	0	0	0	0
Tirur (M)	1.725	6.712	0	0	0	0	0	0
Manjeri (M)	67.48	12.042	0	0.002	0	0	0	0
Ponnani (M)	0.241	6.608	0	0.003	0	0	0	0
Perinthalmanna (M)	22.835	23.327	0	0	0	0	0	0
Kottakkal(M)	28.415	4.256	0	0.001	0	0	0	0
Nilambur(M)	17.278	4.304	0	0	0	0	0	0
<b>Municipality Total</b>	<b>146.478</b>	<b>62.015</b>	<b>0</b>	<b>0.006</b>	<b>0</b>	<b>0</b>	<b>0</b>	<b>0</b>
<b>District Total</b>	<b>1803.339</b>	<b>1233.959</b>	<b>0</b>	<b>0.51</b>	<b>0</b>	<b>0</b>	<b>0</b>	<b>0</b>

Table-11(1)  
District wise Area under Ornamental Flowers (Area in Hectares)

District	Anthurium	Orchid	Jasmine	Gladiolous	Orange Crysanthimum	Heliconia	Yellow Crysanthimum	Hibiscus	Rose	Dalia	Bogainvillea	Euphorbia	Other Ornamental Flowers
Idukki	18.051	9.945	35.492	2.571	2.797	3.193	12.953	30.81	69.053	18.419	0.561	0.011	2.299
Malappuram	4.867	2.522	48.337	0	0.561	0	1.313	75.352	24.238	0	0	0	0

Table-11(2)  
Block wise Area under Ornamental Flowers (Area in Hectares)

District	Block	Anthurium	Orchid	Jasmine	Gladiolous	Orange Crysan- thimum	Heliconia	Yellow Crysan- thimum	Hibiscus	Rose	Dalia	Bogainvillea	Euphorbia	Other Ornamental Flowers
Idukki	Adimali	0.624	0.319	2.684	0.028	0.204	0.136	0.215	3.697	2.763	0.003	0.005	0	0.01
	Devikulam	8.12	4.23	1.915	0.001	0.06	0.052	10.831	6.265	50.383	18.302	0.01	0.008	0.171
	Nedumkandam	0.4	0.134	2.683	0.052	0.158	0.201	0.097	4.568	2.15	0.006	0.006	0	0.023
	Elamdesom	0.171	0.062	5.721	0.002	0.076	0.09	0.02	2.217	0.983	0.001	0.007	0.001	0.084
	Idukki	5.576	3.098	5.868	1.649	1.381	0.989	0.761	3.795	2.577	0.039	0.126	0	0.214
	Kattappana	1.973	1.347	5.339	0.429	0.347	0.497	0.523	4.654	5.627	0.035	0.056	0.002	0.473
	Thodupuzha	0.27	0.082	4.96	0.012	0.115	0.164	0.057	1.29	0.787	0	0.007	0	1.016
	Azhutha	0.822	0.643	3.706	0.396	0.421	1.001	0.447	3.699	3.293	0.03	0.048	0	0.308
	Block Total	17.956	9.915	32.876	2.569	2.762	3.13	12.951	30.185	68.563	18.416	0.265	0.011	2.299
	Thodupuzha(M)	0.095	0.03	2.616	0.002	0.035	0.063	0.002	0.625	0.49	0.003	0.296	0	0
District Total	18.051	9.945	35.492	2.571	2.797	3.193	12.953	30.81	69.053	18.419	0.561	0.011	2.299	

Malappuram	Nilambur	0.073	0.037	2.023	0	0.074	0	0.119	2.427	0.91	0	0	0	0
	Wandoor	0.144	0.119	2.34	0	0.071	0	0.11	4.439	1.732	0	0	0	0
	Kalikkav	0.132	0.103	6.088	0	0.046	0	0.122	7.143	2.189	0	0	0	0
	Perinthalmanna	1.461	0.177	4.051	0	0.08	0	0.107	5.546	2.04	0	0	0	0
	Mankada	0.178	0.09	1.857	0	0.027	0	0.039	2.754	1.004	0	0	0	0
	Malappuram	0.184	0.09	1.94	0	0.059	0	0.049	2.629	0.945	0	0	0	0
	Arikkode	0.401	0.256	5.2	0	0.025	0	0.148	10.348	2.716	0	0	0	0
	Kondotty	0.204	0.56	4.312	0	0.057	0	0.121	4.154	1.26	0	0	0	0
	Thirurangadi	0.267	0.091	2.217	0	0.015	0	0.016	3.37	1.173	0	0	0	0
	Thanur	0.303	0.17	1.911	0	0.005	0	0.017	3.608	1.163	0	0	0	0
	Tirur	0.233	0.086	1.155	0	0	0	0.026	2.796	0.839	0	0	0	0
	Kuttippuram	0.195	0.069	2.127	0	0.004	0	0.024	4.275	1.497	0	0	0	0
	Vengara	0.175	0.078	2.081	0	0.014	0	0.047	3.609	1.533	0	0	0	0
	Ponnani	0.18	0.074	2.374	0	0.001	0	0.013	5.482	1.232	0	0	0	0
	Perumpadappu	0.389	0.306	4.359	0	0.038	0	0.22	5.719	1.834	0	0	0	0
	<b>Block Total</b>	<b>4.519</b>	<b>2.306</b>	<b>44.035</b>	<b>0</b>	<b>0.516</b>	<b>0</b>	<b>1.178</b>	<b>68.299</b>	<b>22.067</b>	<b>0</b>	<b>0</b>	<b>0</b>	<b>0</b>
	Malappuram (M)	0.037	0.015	0.391	0	0.026	0	0.001	0.673	0.19	0	0	0	0
	Tirur (M)	0.075	0.036	0.296	0	0.002	0	0.002	0.553	0.28	0	0	0	0
	Manjeri (M)	0.074	0.015	0.986	0	0.01	0	0.003	1.616	0.493	0	0	0	0
	Ponnani (M)	0.097	0.129	1.397	0	0.003	0	0.127	2.944	0.751	0	0	0	0
	Perinthalmanna (M)	0.005	0.003	0.678	0	0.002	0	0.001	0.561	0.217	0	0	0	0
	Kottakkal(M)	0.016	0.004	0.263	0	0.001	0	0	0.283	0.138	0	0	0	0
	Nilambur(M)	0.044	0.014	0.291	0	0.001	0	0.001	0.423	0.102	0	0	0	0
	<b>Municipality Total</b>	<b>0.348</b>	<b>0.216</b>	<b>4.302</b>	<b>0</b>	<b>0.045</b>	<b>0</b>	<b>0.135</b>	<b>7.053</b>	<b>2.171</b>	<b>0</b>	<b>0</b>	<b>0</b>	<b>0</b>
	<b>District Total</b>	<b>4.867</b>	<b>2.522</b>	<b>48.337</b>	<b>0</b>	<b>0.561</b>	<b>0</b>	<b>1.313</b>	<b>75.352</b>	<b>24.238</b>	<b>0</b>	<b>0</b>	<b>0</b>	<b>0</b>

**Table-12(1)**  
**Districtwise Production under Ornamental Flowers**

District	Anthurium		Orchid		Jasmine		Gladiolous		Orange Crysanthimum		Heliconia	
	Nos	Kg	Nos	Kg	Nos	Kg	Nos	Kg	Nos	Kg	Nos	Kg
Idukki	104319	3836.63	28431	400.278	67415	36688.4	3346	196.756	31941	1388.05	19183	3612.7
Malappuram	350661	8889.03	186176	3861.43	880486	55950.2	0	0	43363	2063.05	0	0

District	Yellow Crysanthimum		Hibiscus		Rose		Dalia		Bogainvilla		Euphorbia		Other Ornamental Flowers	
	Nos	Kg	Nos	Kg	Nos	Kg	Nos	Kg	Nos	Kg	Nos	Kg	Nos	Kg
Idukki	53437	955.258	188445	24462.7	411780	49706.6	17915	18.97	365	106.5	257	37.1	3123	476.7
Malappuram	185735	4367.7	2588250	81196.4	2077714	11519	0	0	0	0	0	0	0	0

**Table-12(2)**  
**Block wise Production under Ornamental Flowers**

District	Block	Anthurium		Orchid		Jasmine		Gladiolous	
		Nos	Kg	Nos	Kg	Nos	Kg	Nos	Kg
Idukki	Adimali	6369	59.86	1763	4.52	12342	1293.3	452	0.008
	Devikulam	1850	18	144	0.024	463	161.3	0	0
	Nedumkandam	7807	17.64	4071	0.688	10687	1600.7	401	5.342
	Elamdesom	5015	66.61	2731	14.07	11655	9714.9	433	0.149
	Idukki	2942	2514.52	673	279.772	1419	3037.7	297	145.253

	Kattappana	38455	988.02	3786	68.966	16945	2094.7	272	44.23
	Thodupuzha	14951	18.89	1855	5.051	1671	9323.9	320	1.104
	Azhutha	17843	138.3	8266	23.923	12065	4010.1	1171	0.362
	<b>Block Total</b>	<b>95232</b>	<b>3821.84</b>	<b>23289</b>	<b>397.014</b>	<b>67247</b>	<b>31236.6</b>	<b>3346</b>	<b>196.448</b>
	Thodupuzha(M)	9087	14.79	5142	3.264	168	5451.8	0	0.308
	<b>District Total</b>	<b>104319</b>	<b>3836.63</b>	<b>28431</b>	<b>400.278</b>	<b>67415</b>	<b>36688.4</b>	<b>3346</b>	<b>196.756</b>
Malappuram	Nilambur	2209	69.09	1861	82.198	764	1274.59	0	0
	Wandoor	16526	41.2	8541	36.71	7855	17581.558	0	0
	Kalikav	6788	38.35	4676	79.09	40549	4383.78	0	0
	Perinthalmanna	12968	606.22	7218	494.26	67302	1871.734	0	0
	Mankada	7160	2216.704	6163	294.142	122134	379.06	0	0
	Malappuram	13341	44.6	7805	50.8	63168	693.9	0	0
	Arikkode	20255	3935.21	16605	177.27	40591	9259.33	0	0
	Kondotty	58926	385.72	6534	667.1	14632	6182.17	0	0
	Thirurangadi	20957	163.621	12611	131.632	49352	1599.669	0	0
	Thanur	22738	134.1	18165	1309.33	124900	382.48	0	0
	Tirur	11654	227.46	5824	161.89	27309	341.68	0	0
	Kuttippuram	17798	149.32	7451	37.73	126255	5424.84	0	0
	Vengara	14480	41.8	9241	100.2	111228	1234.08	0	0
	Ponnani	42630	12.65	21944	13.5	11174	1248.48	0	0
	Perumpadappu	48158	618.48	35749	60.48	23657	1327.99	0	0
	<b>Block Total</b>	<b>316588</b>	<b>8684.525</b>	<b>170388</b>	<b>3696.332</b>	<b>830870</b>	<b>53185.341</b>	<b>0</b>	<b>0</b>
	Malappuram (M)	1431	2.3	498	4.95	3065	70.85	0	0
	Tirur (M)	1797	11.3	1631	7.2	1500	305.2	0	0
	Manjeri (M)	9700	10.9	2763	17.6	1013	548	0	0
	Ponnani (M)	2882	10.2	447	11.7	20289	370.6	0	0



	Perinthalmanna (M)	255	4	160	0	6067	88.1	0	0
	Kottakkal(M)	8456	127.8	4615	81.7	17168	1252.18	0	0
	Nilambur(M)	9552	38	5674	41.95	514	129.96	0	0
	<b>Municipality Total</b>	<b>34073</b>	<b>204.5</b>	<b>15788</b>	<b>165.1</b>	<b>49616</b>	<b>2764.89</b>	<b>0</b>	<b>0</b>
	<b>District Total</b>	<b>350661</b>	<b>8889.025</b>	<b>186176</b>	<b>3861.432</b>	<b>880486</b>	<b>55950.231</b>	<b>0</b>	<b>0</b>

Table-12(2)  
Block wise Production under Ornamental Flowers

District	Block	Orange Crysanthimum		Helicornia		Yellow Crysanthimum		Hibiscus		Rose	
		Nos	Kg	Nos	Kg	Nos	Kg	Nos	Kg	Nos	Kg
Idukki	Adimali	7242	37.96	204	506.7	4826	55.434	17953	1768.1	25196	3916.6
	Devikulam	848	0	292	0	9460	11.99	15999	1	42880	349.5
	Nedumkandam	2729	76.16	496	119.4	12271	34.616	10331	4183.4	41707	22357.8
	Elamdesom	8464	57.97	121	10.15	5549	31.84	52266	1438.007	71003	1473.22
	Idukki	470	926.36	14339	2733.9	2093	418.396	8563	2955.2	18017	4821.52
	Kattappana	5258	191.78	234	193.2	5631	198.207	25082	4366.4	58185	12607.71
	Thodupuzha	2860	53.24	393	7.05	2706	170.748	18726	6945.01	34136	2013.74
	Azhutha	3665	21.79	2999	27.5	10774	30.467	31643	1866.1	77097	1755.47
	<b>Block Total</b>	<b>31536</b>	<b>1365.26</b>	<b>19078</b>	<b>3597.9</b>	<b>53310</b>	<b>951.698</b>	<b>180563</b>	<b>23523.217</b>	<b>368221</b>	<b>49295.56</b>
	Thodupuzha(M)	405	22.79	105	14.8	127	3.56	7882	939.51	43559	411
<b>District Total</b>	<b>31941</b>	<b>1388.05</b>	<b>19183</b>	<b>3612.7</b>	<b>53437</b>	<b>955.258</b>	<b>188445</b>	<b>24462.727</b>	<b>411780</b>	<b>49706.56</b>	
Malappuram	Nilambur	548	243.65	0	0	561	381.13	1520	2778.59	41499	1378.592
	Wandoor	1191	192.64	0	0	1520	135.27	21597	4490.654	79205	482.4
	Kalikav	1819	416.32	0	0	9162	223.64	116911	10486.218	140250	946.842

Perinthalmanna	3278	256.3	0	0	7869	506.671	245259	5346.02	107499	1508.88
Mankada	9224	32.4	0	0	14423	93.4	439151	2569.903	84246	952.52
Malappuram	7349	111	0	0	4979	90.5	161135	2186.2	81881	904.6
Arikkode	1366	28.6	0	0	7976	253.54	205578	18287.73	119435	2951.11
Kondotty	1718	128.3	0	0	2189	229.57	116533	2821.42	95225	624.06
Thirurangadi	1209	82.902	0	0	4360	98.648	100459	821.833	83979	263.51
Thanur	1427	5.3	0	0	7566	46.77	230783	853.46	120685	87.5
Tirur	189	3.1	0	0	6032	35.72	57725	1246.18	73950	57.4
Kuttippuram	1080	27.2	0	0	39701	135.78	335535	1150.64	118517	194
Vengara	3828	327.9	0	0	7948	196.1	178423	1074.29	109329	254.73
Ponnani	142	36.2	0	0	3667	398.2	115724	8741.04	284203	124.8
Perumpadappu	6810	17.14	0	0	56585	201.51	40890	3251.37	349264	234.17
<b>Block Total</b>	<b>41178</b>	<b>1908.952</b>	<b>0</b>	<b>0</b>	<b>174538</b>	<b>3026.449</b>	<b>2367223</b>	<b>66105.548</b>	<b>1889167</b>	<b>10965.114</b>
Malappuram (M)	174	0	0	0	243	2.8	9963	204.93	9943	15.55
Tirur (M)	480	21.5	0	0	563	40.6	6906	311.3	5060	180.8
Manjeri (M)	8	119.2	0	0	8	94.85	41294	2302.85	64816	35.95
Ponnani (M)	5	4.2	0	0	913	12.9	5002	255.8	10463	17.1
Perinthalmanna (M)	260	0	0	0	927	1.5	50455	83	10003	15
Kottakkal(M)	758	7.4	0	0	5994	1185.8	80021	11846.52	53051	274.4
Nilambur(M)	500	1.8	0	0	2549	2.8	27386	86.5	35211	15.1
<b>Municipality Total</b>	<b>2185</b>	<b>154.1</b>	<b>0</b>	<b>0</b>	<b>11197</b>	<b>1341.25</b>	<b>221027</b>	<b>15090.9</b>	<b>188547</b>	<b>553.9</b>
<b>District Total</b>	<b>43363</b>	<b>2063.052</b>	<b>0</b>	<b>0</b>	<b>165735</b>	<b>4367.699</b>	<b>2588250</b>	<b>81196.448</b>	<b>2077714</b>	<b>11519.014</b>

Table-12(2)  
 Block wise Production under Ornamental Flowers

District	Block	Dalia		Bogainvillea		Euphorbia		Other Ornamental Flowers	
		Nos	Kg	Nos	Kg	Nos	Kg	Nos	Kg
Idukki	Adimali	260	0.04	36	0	95	0	180	1.5
	Devikulam	13662	0.26	0	0	0	2.6	703	7.2
	Nedumkandam	149	0.12	0	0	0	0	143	10
	Elamdesom	103	0.04	48	12.6	40	27.7	0	297
	Idukki	20	13.34	1	14.7	0	2.6	0	0.3
	Kattappana	153	0.48	0	4	0	0	32	37
	Thodupuzha	5	0.09	70	2	0	3	133	69.4
	Azhutha	3126	4.31	55	19.3	42	1.2	1932	52.3
	<b>Block Total</b>	<b>17478</b>	<b>18.68</b>	<b>210</b>	<b>52.6</b>	<b>177</b>	<b>37.1</b>	<b>3123</b>	<b>474.7</b>
	Thodupuzha(M)	437	0.29	155	53.9	80	0	0	2
<b>District Total</b>	<b>17915</b>	<b>18.97</b>	<b>365</b>	<b>106.5</b>	<b>257</b>	<b>37.1</b>	<b>3123</b>	<b>476.7</b>	
Malappuram	Nilambur	0	0	0	0	0	0	0	0
	Wandoor	0	0	0	0	0	0	0	0
	Kalikav	0	0	0	0	0	0	0	0
	Perinthalmanna	0	0	0	0	0	0	0	0
	Mankada	0	0	0	0	0	0	0	0
	Malappuram	0	0	0	0	0	0	0	0
	Arikkode	0	0	0	0	0	0	0	0
	Kondotty	0	0	0	0	0	0	0	0
	Thirurangadi	0	0	0	0	0	0	0	0
	Thanur	0	0	0	0	0	0	0	0

Tirur	0	0	0	0	0	0	0	0	0
Kuttippuram	0	0	0	0	0	0	0	0	0
Vengara	0	0	0	0	0	0	0	0	0
Ponnani	0	0	0	0	0	0	0	0	0
Perumpadappu	0	0	0	0	0	0	0	0	0
<b>Block Total</b>	<b>0</b>	<b>0</b>	<b>0</b>	<b>0</b>	<b>0</b>	<b>0</b>	<b>0</b>	<b>0</b>	<b>0</b>
Malappuram (M)	0	0	0	0	0	0	0	0	0
Tirur (M)	0	0	0	0	0	0	0	0	0
Manjeri (M)	0	0	0	0	0	0	0	0	0
Ponnani (M)	0	0	0	0	0	0	0	0	0
Perinthalmanna (M)	0	0	0	0	0	0	0	0	0
Kottakkal(M)	0	0	0	0	0	0	0	0	0
Nilambur(M)	0	0	0	0	0	0	0	0	0
<b>Municipality Total</b>	<b>0</b>	<b>0</b>	<b>0</b>	<b>0</b>	<b>0</b>	<b>0</b>	<b>0</b>	<b>0</b>	<b>0</b>
<b>District Total</b>	<b>0</b>	<b>0</b>	<b>0</b>	<b>0</b>	<b>0</b>	<b>0</b>	<b>0</b>	<b>0</b>	<b>0</b>

**Table-13(1)**  
**Districtwise Area under Plantation Crops (Area in Hectares)**

District	Tea	Coffee	Rubber	Grantees	SilverOak	Battle	Other Plantation Crops
Idukki	6316.801	19305.146	37817.279	332.051	1.386	1.389	0.099
Malappuram	0	13.052	40616.682	0	0	0	0

**Table-13(2)**  
**Block wise Area under Plantation Crops (Area in Hectares)**

District	Block	Tea	Coffee	Rubber	Grantees	SilverOak	Battle	Other Plantation Crops
Idukki	Adimali	154.889	1440.784	1256.75	0.086	0	0	0.067
	Devikulam	3.016	607.912	174.988	310.262	0.663	1.389	0
	Nedumkandam	5.212	1873.623	0	0.002	0	0	0
	Elamdesom	5.463	137.962	13257.766	0.374	0	0	0
	Idukki	144.696	1314.369	4982.54	0	0	0	0
	Kattappana	645.995	4036.098	487.205	0.008	0.049	0	0
	Thodupuzha	0	57.687	9382.479	0.004	0.144	0	0.016
	Azhutha	5357.529	9832.342	6914.975	0.002	0.512	0	0.016
	<b>Block Total</b>	<b>6316.8</b>	<b>19300.777</b>	<b>36456.703</b>	<b>310.738</b>	<b>1.368</b>	<b>1.389</b>	<b>0.099</b>
	Thodupuzha(M)	0.001	4.369	1360.576	21.313	0.018	0	0
<b>District Total</b>	<b>6316.801</b>	<b>19305.146</b>	<b>37817.279</b>	<b>332.051</b>	<b>1.386</b>	<b>1.389</b>	<b>0.099</b>	
Malappuram	Nilambur	0	3.878	8513.106	0	0	0	0
	Wandoor	0	2.569	10049.281	0	0	0	0
	Kalikav	0	2.118	8195.102	0	0	0	0
	Perinthalmanna	0	0.52	4199.398	0	0	0	0
	Mankada	0	0.59	2072.818	0	0	0	0
	Malappuram	0	0.03	1425.882	0	0	0	0
	Arikkode	0	2.13	3629.695	0	0	0	0

Kondotty	0	0.563	302.822	0	0	0	0
Thirurangadi	0	0.072	42.004	0	0	0	0
Thanur	0	0.037	16.632	0	0	0	0
Tirur	0	0.005	18.547	0	0	0	0
Kuttippuram	0	0.025	225.692	0	0	0	0
Vengara	0	0.023	138.841	0	0	0	0
Ponnani	0	0.046	0.275	0	0	0	0
Perumpadappu	0	0.008	0	0	0	0	0
<b>Block Total</b>	<b>0</b>	<b>12.614</b>	<b>38830.095</b>	<b>0</b>	<b>0</b>	<b>0</b>	<b>0</b>
Malappuram (M)	0	0.018	6.417	0	0	0	0
Tirur (M)	0	0	3.68	0	0	0	0
Manjeri (M)	0	0.051	371.283	0	0	0	0
Ponnani (M)	0	0.001	0	0	0	0	0
Perinthalmanna (M)	0	0.059	302.231	0	0	0	0
Kottakkal(M)	0	0.007	73.514	0	0	0	0
Nilambur(M)	0	0.302	1029.462	0	0	0	0
<b>Municipality Total</b>	<b>0</b>	<b>0.438</b>	<b>1786.587</b>	<b>0</b>	<b>0</b>	<b>0</b>	<b>0</b>
<b>District Total</b>	<b>0</b>	<b>13.052</b>	<b>40616.682</b>	<b>0</b>	<b>0</b>	<b>0</b>	<b>0</b>

Table-14(1)  
Districtwise Production under Plantation Crops (in Tonnes)

District	Tea	Coffee	Rubber	Grantees	SilverOak	Battle	Other Plantation Crops
Idukki	44889.976	34813.198	11033.655	88.715	0.364	0	0.025
Malappuram	0	109.142	130749.763	0	0	0	0

**Table-14(2)**  
**Block wise Production under Plantation Crops (In Tonnes)**

District	Block	Tea	Coffee	Rubber	Grantees	SilverOak	Battle	Other Plantation Crops
Idukki	Adimali	884.095	1237.664	253.121	5.2	0	0	0.025
	Devikulam	15.591	821.943	41.63	64.015	0	0	0
	Nedumkandam	14.363	1750.133	0	0	0	0	0
	Elamdesom	28.686	72.501	3695.488	0	0	0	0
	Idukki	923.485	1219.028	1416.065	0	0	0	0
	Kattappana	3904.525	4593.551	78.249	0	0	0	0
	Thodupuzha	0.001	28.408	2684.68	0	0	0	0
	Azhutha	39119.227	25087.491	2481.576	0	0.364	0	0
	<b>Block Total</b>	<b>44889.973</b>	<b>34810.719</b>	<b>10650.809</b>	<b>69.215</b>	<b>0.364</b>	<b>0</b>	<b>0.025</b>
	Thodupuzha(M)	0.003	2.479	382.846	19.5	0	0	0
<b>District Total</b>	<b>44889.976</b>	<b>34813.198</b>	<b>11033.655</b>	<b>88.715</b>	<b>0.364</b>	<b>0</b>	<b>0.025</b>	
Malappuram	Nilambur	0	39.142	28862.753	0	0	0	0
	Wandoor	0	29.553	32563.16	0	0	0	0
	Kalikav	0	18.353	27010.47	0	0	0	0
	Perinthalmanna	0	9.198	10509.432	0	0	0	0
	Mankada	0	0.185	5222.402	0	0	0	0
	Malappuram	0	0.069	4914.525	0	0	0	0
	Arikkode	0	10.577	13119.992	0	0	0	0
	Kondotty	0	0.717	1134.468	0	0	0	0
	Thirurangadi	0	0.15	107.818	0	0	0	0
	Thanur	0	0.137	38.644	0	0	0	0
	Tirur	0	0	47.605	0	0	0	0
	Kuttippuram	0	0.088	579.458	0	0	0	0
	Vengara	0	0.057	368.43	0	0	0	0
	Ponnani	0	0.062	0.707	0	0	0	0
	Perumpadappu	0	0.01	0	0	0	0	0
<b>Block Total</b>	<b>0</b>	<b>108.298</b>	<b>124479.864</b>	<b>0</b>	<b>0</b>	<b>0</b>	<b>0</b>	

Malappuram (M)	0	0.05	20.557	0	0	0	0
Tirur (M)	0	0	9.453	0	0	0	0
Manjeri (M)	0	0.063	1286.074	0	0	0	0
Ponnani (M)	0	0	0	0	0	0	0
Perinthalmanna (M)	0	0.019	760.944	0	0	0	0
Kottakkal(M)	0	0.024	259.661	0	0	0	0
Nilambur(M)	0	0.688	3933.21	0	0	0	0
Municipality Total	0	0.844	6269.899	0	0	0	0
District Total	0	109.142	130749.763	0	0	0	0

Table-15(1)  
Districtwise Area under Terrace Crops (Area in cents)

District	Amaranthus	Ladiesfinger	Chinese Potato	Bittergourd	Snakegourd	Cucumber	Bottlegourd
Idukki	0.333	1.913	0	8.204	0.89	0.37	0
Malappuram	11.277	19.826	0.303	24.542	16.053	18.237	13.85

District	Pumpkin	Ashgourd	Brinjal	Green Chilly	Tomato	Cabbage	Cauliflower
Idukki	0.444	19.444	4.042	275.095	2.283	26.83	0.373
Malappuram	26.566	10.179	11.789	9.041	5.888	1.445	2.858

District	Carrot	Beetroot	Potato	Lablabean	Swordbean	Amara (IndianBean)	Wingedbean
Idukki	0.602	0	0.012	2	0.593	0.018	1
Malappuram	0	0	0	1.156	678.917	0.004	4.188

District	Clovebean	Littlegourd	Ridgegourd	Wingedgourd	Drumstick	Chikumaese	Curryleaf
Idukki	0	5.358	0	0	0	0	1.58
Malappuram	2.074	42.153	0.296	0	8.233	0	0

District	Yard long Beans	Beans	Greenpeas	Breadfruit	Other Vegetables	Anthurium	Orchid
Idukki	10.612	1.877	0	0	0	0.555	0.096
Malappuram	322.664	0	0	0	0	6.055	3.687



District	Jasmine	Gladiolous	Orange Chrysanthimum	Heliconia	Yellow Chrysanthimum	Hibiscus	Rose
Idukki	2.668	0.024	0.076	0.593	0.017	6	0.613
Malappuram	8.002	0	0.023	0	2.314	3.988	23.351

District	Daliya	Bogainvilla	Euphorbla	Other Ornamental Flowers	Banana	Plantain (Fruit)	Plantain
Idukki	0	0.099	0	0.5	0	35.494	0
Malappuram	0.05	0.494	0	0	0	0	0

District	Guava	Gooseberry	Jackfruit	Orange	Mango	Pappaya	Pineapple
Idukki	0	0	0	0	0	0	0
Malappuram	0	0	0	0	0	0	0

District	Sapotta	West Indian Cherry	Cashewnut	Cocoa	Coconut	Fasionfruit	Mulberry
Idukki	0	0	0	66	0	0	0
Malappuram	0	0	0	0	0	0.206	0

District	Eggfruit	Rose apple	Strawberry	PanineerChampa	Rambuttan	Pomegranate	BabelNarakam
Idukki	0	0	0	0	0	0	0
Malappuram	0	2.008	0	0	0	0	0

District	Indian Hog Plum	Mangosteen	Custard apple	Gooseberry(Seema nellikka)	Grapes	Apple	Marathakkali
Idukki	0	0	0	0	0.098	0	0
Malappuram	0	0	0	0	0	0	0

District	Sabargil	Plums	Pichees	Arinelli(Red gooseberry)	Lemon small	Lemon big	Other Fruits
Idukki	0	0	0	0	0	0	0
Malappuram	0	0	0	0	0	0	0

District	Eucaliptus	Kachura	Lemongrass	Palamarose	Khas-Khas	Chethikoduvell	Chenganearkizhangu
Idukki	0	0	0	0	0	0	0
Malappuram	0	0	0	0	0	0	0

District	Kasthuripasapar	Sweetflag	Malabarnut	Indianaloe	Chiratta plant	Asparagus	Brahmi
Idukki	0	0	0	0	0	0	0
Malappuram	0	0	0	0.043	0	0	0.001

District	Rauvolfia	Iruvell	Sarivan	Palmuthukku	Cowitch	Hollbasil	LongPepper
Idukki	0	0	0	0	0	0.234	0
Malappuram	0	0	0	0	0	1.105	0

District	Moovila	Sida	Badinjan	Karumkurinji	Gulanha	Asgand	Castor(Eranda)
Idukki	0	0	0	0	0	0	0
Malappuram	0	0	0	0	0	0	0

District	Forest snake gourd	Other Medicinal Plants	Aracanut	Betelleaf	Cinamon	Clove	Vanilla
Idukki	0	0	0	0	0	0	0
Malappuram	0	0	0	0.025	0	0	0

District	Ginger	Mango ginger	Nutmeg	Pepper	Turmeric	Tamarind	Cardamom
Idukki	0.009	0	0	169.187	2.229	0	0
Malappuram	0	0	0	0	0	0	0

District	Sarvasugandhi	Garlic	Coriander	Fennel	Other Spices and Condiments
Idukki	0	0	0	0.036	0
Malappuram	0	0	0	0	0

District	Tea	Coffee	Rubber	Grantees	Siver Oak	Battle	Other Plantation Crops
Idukki	0	0	0	0	0	0	0
Malappuram	0	0	0	0	0	0	0

Table-15(2)  
Block wise Area under Terrace Crops (Area in cents)

District	Block	Amaranthus	Ladiesfinger	Chinese Potato	Bittergourd	Snakegourd	Cucumber	Bottlegourd	Pumpkin	Ashgourd	Brinjal	Green Chilly
Idukki	Adimali	0.001	0.02	0	1.383	0.494	0	0	0.222	0.222	0.036	0.02
	Devikulam	0	0	0	0	0	0	0	0	0	0	0
	Nedumkandam	0	0	0	0	0	0	0	0	0	0	0
	Elamdesom	0.006	0.52	0	0.395	0.099	0.074	0	0	0	1.575	0.085
	Idukki	0.202	0	0	5.632	0	0	0	0	19	0	274.565
	Kattappana	0.007	1.02	0	0	0	0.148	0	0.222	0	0.204	0.36
	Thodupuzha	0.105	0.26	0	0.498	0.099	0	0	0	0.222	1.951	0.05
	Azhutha	0	0	0	0	0	0	0	0	0	0	0
	<b>Block Total</b>	<b>0.321</b>	<b>1.82</b>	<b>0</b>	<b>7.908</b>	<b>0.692</b>	<b>0.222</b>	<b>0</b>	<b>0.444</b>	<b>19.444</b>	<b>3.766</b>	<b>275.08</b>
	Thodupuzha(M)	0.012	0.093	0	0.296	0.198	0.148	0	0	0	0.276	0.015
<b>District Total</b>	<b>0.333</b>	<b>1.913</b>	<b>0</b>	<b>8.204</b>	<b>0.89</b>	<b>0.37</b>	<b>0</b>	<b>0.444</b>	<b>19.444</b>	<b>4.042</b>	<b>275.095</b>	
Malappuram	Nilambur	0.001	0.013	0	0	0	0.222	0	0	0	0	0.07
	Wandoor	0.013	0.207	0	0.198	0	0	0	0	0	0.054	0.075
	Kalikav	0.019	0.067	0	0.198	0.3	0.148	0	1.556	0.445	0.045	0.085
	Perinthalmanna	2.866	1.412	0	1.186	0.593	6.534	0.996	0.667	2.001	1.014	0.14
	Mankada	0.045	0.48	0	0.099	0.198	0	0	0	0	0.089	0.145
	Malappuram	0.145	1.574	0	0.494	0.494	0	0.791	1.212	0.1	0.729	0.18
	Arikkode	0.017	0.101	0	0.198	0.593	0.074	0.198	0	0.445	0.098	0.045
	Kondotty	0.608	6.44	0	2.372	0.297	0	0.889	2.446	0.444	0.134	0.535
	Thirurangadi	0.112	0.307	0	1.186	0.594	0.148	0.692	1.334	0.444	0.204	0.12
	Thanur	0.118	0.659	0.3	2.087	2.493	0.619	2.965	3.668	0.222	0.632	0.14

	Tirur	0.428	0.439	0.001	1.681	0.89	0.148	2.075	1.412	0.444	0.115	0.165
	Kuttippuram	1.371	1.773	0	3.36	0.889	0.592	1.679	2.891	0.667	2.979	2.78
	Vengara	0.112	0.619	0	2.175	1.383	0.296	1.286	1.655	0.222	0.32	0.1
	Ponnani	2.505	0.68	0	1.584	0.993	2.193	0.995	1.889	0.666	0.96	1.13
	Perumpadappu	2.401	3.194	0	3.364	1.988	5.929	0.593	3.412	1.878	3.731	2.386
	<b>Block Total</b>	<b>10.761</b>	<b>17.965</b>	<b>0.301</b>	<b>20.182</b>	<b>11.705</b>	<b>16.903</b>	<b>13.159</b>	<b>22.142</b>	<b>7.978</b>	<b>11.104</b>	<b>8.096</b>
	Malappuram (M)	0.041	0.1	0	0.495	0	0.222	0.395	1.434	0.667	0.018	0.07
	Tirur (M)	0.002	0.2	0	0.395	0.198	0.371	0	0.222	0.222	0.027	0.065
	Manjeri (M)	0.01	0.18	0	0.198	3.162	0	0	0	0	0	0.015
	Ponnani (M)	0.355	0.967	0.002	3.272	0.988	0.741	0.296	2.546	1.312	0.578	0.75
	Perinthalmanna (M)	0.108	0.267	0	0	0	0	0	0	0	0	0
	Kottakkal(M)	0	0.127	0	0	0	0	0	0.222	0	0.062	0.04
	Nilambur(M)	0	0.02	0	0	0	0	0	0	0	0	0.005
	<b>Municipality Total</b>	<b>0.516</b>	<b>1.861</b>	<b>0.002</b>	<b>4.36</b>	<b>4.348</b>	<b>1.334</b>	<b>0.691</b>	<b>4.424</b>	<b>2.201</b>	<b>0.685</b>	<b>0.945</b>
	<b>District Total</b>	<b>11.277</b>	<b>19.826</b>	<b>0.303</b>	<b>24.542</b>	<b>16.053</b>	<b>18.237</b>	<b>13.85</b>	<b>26.566</b>	<b>10.179</b>	<b>11.789</b>	<b>9.041</b>

**Table-15(2)**  
**Block wise Area under Terrace Crops (Area in cents)**

District	Block	Tomato	Cabbage	Cauliflower	Carrot	Beetroot	Potato	Labiabean	Swordbean	Amara (IndianBean)	Wingedbean	Clovebean
Idukki	Adimali	0.036	0	0	0	0	0	2	0	0	0	0
	Devikulam	0	0	0	0	0	0	0	0	0	0	0
	Nedumkandam	0	0	0	0	0	0	0	0	0	1	0
	Elamdesom	0	0.01	0	0	0	0	0	0	0.018	0	0
	Idukki	1.651	11.93	0	0.602	0	0	0	0	0	0	0
	Kattappana	0.16	6.102	0	0	0	0	0	0.593	0	0	0
	Thodupuzha	0.347	8.788	0.373	0	0	0.012	0	0	0	0	0
	Azhutha	0	0	0	0	0	0	0	0	0	0	0
	<b>Block Total</b>	<b>2.194</b>	<b>26.83</b>	<b>0.373</b>	<b>0.602</b>	<b>0</b>	<b>0.012</b>	<b>2</b>	<b>0.593</b>	<b>0.018</b>	<b>1</b>	<b>0</b>
	Thodupuzha(M)	0.089	0	0	0	0	0	0	0	0	0	0
	<b>District Total</b>	<b>2.263</b>	<b>26.83</b>	<b>0.373</b>	<b>0.602</b>	<b>0</b>	<b>0.012</b>	<b>2</b>	<b>0.593</b>	<b>0.018</b>	<b>1</b>	<b>0</b>
Malappuram	Nilambur	0	0.02	0	0	0	0	0	0.594	0	0	1
	Wandoor	0	0	0.2	0	0	0	0	0	0	0	0
	Kalikav	0.063	0	0.133	0	0	0	0.022	0	0	0	0
	Perinthalmannia	0.231	0.095	0.147	0	0	0	0.002	102.031	0	0.015	1
	Mankada	0.134	0.03	0.121	0	0	0	0	211.592	0	0	0
	Malappuram	0.098	0	0	0	0	0	0	0	0	0	0
	Arikkode	0.133	0.03	0	0	0	0	0	1.779	0	0	0
	Kondotty	0.703	0	0	0	0	0	0	0	0	0	0
	Thirurangadi	0.569	0.18	0.174	0	0	0	0.011	4.151	0	0.355	0
Thanur	0.268	0.24	0.267	0	0	0	0	2.669	0	0.34	0	

	Tirur	0.392	0.105	0.054	0	0	0	0.02	6.227	0.004	0.809	0.044
	Kuttiyapuram	0.303	0.245	0.161	0	0	0	0.046	18.681	0	0.555	0
	Vengara	0.284	0.07	0.107	0	0	0	0	4.948	0	0	0
	Ponnani	0.638	0.185	0.547	0	0	0	0	12.175	0	0.217	0
	Perumpadappu	1.743	0.17	0.447	0	0	0	0.006	1.779	0	0.247	0
	<b>Block Total</b>	<b>5.559</b>	<b>1.37</b>	<b>2.358</b>	<b>0</b>	<b>0</b>	<b>0</b>	<b>0.107</b>	<b>366.626</b>	<b>0.004</b>	<b>2.538</b>	<b>2.044</b>
	Malappuram (M)	0.062	0.01	0.253	0	0	0	0.002	1.186	0	0	0.03
	Tirur (M)	0.009	0	0	0	0	0	0.007	2.965	0	0.309	0
	Manjeri (M)	0.009	0.005	0.04	0	0	0	0	0	0	0	0
	Ponnani (M)	0.213	0.06	0.207	0	0	0	1.04	21.942	0	1.339	0
	Perinthalmanna (M)	0	0	0	0	0	0	0	287.198	0	0	0
	Kottakkal(M)	0.018	0	0	0	0	0	0	0	0	0	0
	Nilambur(M)	0.018	0	0	0	0	0	0	0	0	0	0
	<b>Municipality Total</b>	<b>0.329</b>	<b>0.075</b>	<b>0.5</b>	<b>0</b>	<b>0</b>	<b>0</b>	<b>1.049</b>	<b>313.291</b>	<b>0</b>	<b>1.648</b>	<b>0.03</b>
	<b>District Total</b>	<b>5.888</b>	<b>1.445</b>	<b>2.858</b>	<b>0</b>	<b>0</b>	<b>0</b>	<b>1.156</b>	<b>679.917</b>	<b>0.004</b>	<b>4.186</b>	<b>2.074</b>

**Table-15(2)**  
**Block wise Area under Terrace Crops (Area in cents)**

District	Block	Littlegourd	Ridgegourd	Wingedgourd	Drumstick	Chikumaneese	Curryleaf	Yard long Beans	Beans	Greenpeas	Breadfruit	Other Vegetables	
Idukki	Adimali	0.594	0	0	0	0	0.395	0.692	1.778	0	0	0	
	Devikulam	0	0	0	0	0	0	0	0	0	0	0	
	Nedumkandam	0.297	0	0	0	0	0	0	0	0	0	0	
	Elamdesom	0.594	0	0	0	0	0.79	2.085	0	0	0	0	
	Idukki	0	0	0	0	0	0	0	0	0	0	0	
	Kattappana	0	0	0	0	0	0	0	0	0	0	0	
	Thodupuzha	2.487	0	0	0	0	0.395	4.263	0	0	0	0	
	Azhutha	0	0	0	0	0	0	0	0	0	0	0	
	<b>Block Total</b>	<b>3.972</b>	<b>0</b>	<b>0</b>	<b>0</b>	<b>0</b>	<b>0</b>	<b>1.58</b>	<b>7.04</b>	<b>1.778</b>	<b>0</b>	<b>0</b>	<b>0</b>
	Thodupuzha(M)	1.386	0	0	0	0	0	3.572	0.099	0	0	0	
<b>District Total</b>	<b>5.358</b>	<b>0</b>	<b>0</b>	<b>0</b>	<b>0</b>	<b>0</b>	<b>1.58</b>	<b>10.612</b>	<b>1.877</b>	<b>0</b>	<b>0</b>	<b>0</b>	
Malappuram	Nilambur	0	0	0	0	0	0	1.087	0	0	0	0	
	Wandoor	0	0	0	0	0	0	0.494	0	0	0	0	
	Kalikav	0	0	0	0	0	0	2.569	0	0	0	0	
	Perinthalmanna	8.634	0	0	0	0	0	19.189	0	0	0	0	
	Mankada	11.11	0	0	0	0	0	1.877	0	0	0	0	
	Malappuram	0	0	0	0	0	0	31.243	0	0	0	0	
	Arikkode	0.397	0	0	0	0	0	1.878	0	0	0	0	
	Kondotty	0	0	0	0	0	0	176.378	0	0	0	0	
	Thirurangadi	0.297	0	0	0	0	0	16.697	0	0	0	0	
Thanur	0	0	0	5.763	0	0	5.632	0	0	0	0		

Tirur	0	0.296	0	2.47	0	0	4.347	0	0	0	0
Kuttippuram	0	0	0	0	0	0	15.413	0	0	0	0
Vengara	0.297	0	0	0	0	0	20.846	0	0	0	0
Ponnani	0	0	0	0	0	0	3.879	0	0	0	0
Perumpadappu	1.187	0	0	0	0	0	0	0	0	0	0
<b>Block Total</b>	<b>21.922</b>	<b>0.296</b>	<b>0</b>	<b>8.233</b>	<b>0</b>	<b>0</b>	<b>301.529</b>	<b>0</b>	<b>0</b>	<b>0</b>	<b>0</b>
Malappuram (M)	0.297	0	0	0	0	0	6.226	0	0	0	0
Tirur (M)	0	0	0	0	0	0	0.296	0	0	0	0
Manjeri (M)	0.297	0	0	0	0	0	0	0	0	0	0
Ponnani (M)	2.076	0	0	0	0	0	11.718	0	0	0	0
Perinthalmanna (M)	17.361	0	0	0	0	0	0	0	0	0	0
Kottakkal(M)	0	0	0	0	0	0	0.395	0	0	0	0
Nilambur(M)	0.2	0	0	0	0	0	2.5	0	0	0	0
<b>Municipality Total</b>	<b>20.231</b>	<b>0</b>	<b>0</b>	<b>0</b>	<b>0</b>	<b>0</b>	<b>21.135</b>	<b>0</b>	<b>0</b>	<b>0</b>	<b>0</b>
<b>District Total</b>	<b>42.153</b>	<b>0.296</b>	<b>0</b>	<b>8.233</b>	<b>0</b>	<b>0</b>	<b>322.664</b>	<b>0</b>	<b>0</b>	<b>0</b>	<b>0</b>



**Table-15(2)**  
**Block wise Area under Terrace Crops (Area in cents)**

District	Block	Anthurium	Orchid	Jasmine	Gladiolous	Orange Chrysanthimum	Heliconia	Yellow Chrysanthimum	Hibiscus	Rose	Daliya	Bogainvilla
Idukki	Adimali	0.33	0	0	0.013	0	0	0	0	0	0	0
	Devikulam	0	0	0	0	0	0	0	0	0	0	0
	Nedumkandam	0.04	0	0.371	0	0	0	0.005	6	0.042	0	0.099
	Elamdesom	0	0.053	0	0	0.022	0	0.003	0	0	0	0
	Idukki	0.025	0.01	0.741	0.011	0.054	0.593	0.005	0	0.084	0	0
	Kattappana	0.11	0	0.296	0	0	0	0	0	0.278	0	0
	Thodupuzha	0	0	0.519	0	0	0	0	0	0.014	0	0
	Azhutha	0	0	0	0	0	0	0	0	0.028	0	0
	<b>Block Total</b>	<b>0.505</b>	<b>0.063</b>	<b>1.927</b>	<b>0.024</b>	<b>0.076</b>	<b>0.593</b>	<b>0.013</b>	<b>6</b>	<b>0.446</b>	<b>0</b>	<b>0.099</b>
	Thodupuzha(M)	0.05	0.033	0.741	0	0	0	0.004	0	0.167	0	0
<b>District Total</b>	<b>0.555</b>	<b>0.096</b>	<b>2.668</b>	<b>0.024</b>	<b>0.076</b>	<b>0.593</b>	<b>0.017</b>	<b>6</b>	<b>0.613</b>	<b>0</b>	<b>0.099</b>	
Malappuram	Nilambur	0	0	0	0	0.016	0	0	0	0.156	0	0
	Wandoor	0.025	0.02	0	0	0	0	0.001	0	0	0	0
	Kalikav	0.05	0.033	0.371	0	0	0	0	0	0	0	0
	Perinthalmanna	0.08	0.073	0.519	0	0	0	0.504	0.071	0.458	0	0
	Mankada	0	0.017	0	0	0	0	0.002	0	0.07	0	0
	Malappuram	0	0	0	0	0	0	0	0	0.014	0	0
	Arikkode	0.185	0.007	0.296	0	0	0	0.001	1.463	0.765	0.015	0
	Kondotty	0.095	0.016	2.964	0	0	0	0.008	1.032	1.195	0	0
Thirurangadi	0.205	0.037	0.222	0	0	0	0	0.142	2.293	0	0	

Thanur	0.26	0.046	0.741	0	0	0	0	0.071	3.182	0	0
Tirur	0.56	0.187	0.518	0	0	0	0.002	0.284	3.361	0	0
Kuttippuram	0.58	0.157	0.371	0	0	0	0	0	2.112	0	0
Vengara	0.19	0.067	0	0	0	0	0	0	0.931	0	0
Ponnani	1.23	0.693	0.222	0	0	0	0.013	0.071	3.049	0	0
Perumpadappu	1.025	1.047	0.445	0	0	0	0	0	0.695	0	0
<b>Block Total</b>	<b>4.485</b>	<b>2.4</b>	<b>6.669</b>	<b>0</b>	<b>0.016</b>	<b>0</b>	<b>0.531</b>	<b>3.134</b>	<b>18.281</b>	<b>0.015</b>	<b>0</b>
Malappuram (M)	0	0.017	0.296	0	0	0	0	0.427	0.069	0	0
Tirur (M)	0.34	0.15	0.074	0	0	0	0	0.142	0.347	0	0
Manjeri (M)	0.025	0	0	0	0	0	0	0	0.014	0	0
Ponnani (M)	1.205	1.12	0.963	0	0.007	0	1.783	0.285	4.557	0.035	0.494
Perinthalmanna (M)	0	0	0	0	0	0	0	0	0	0	0
Kottakkal(M)	0	0	0	0	0	0	0	0	0	0	0
Nilambur(M)	0	0	0	0	0	0	0	0	0.083	0	0
<b>Municipality Total</b>	<b>1.57</b>	<b>1.287</b>	<b>1.333</b>	<b>0</b>	<b>0.007</b>	<b>0</b>	<b>1.783</b>	<b>0.854</b>	<b>5.07</b>	<b>0.035</b>	<b>0.494</b>
<b>District Total</b>	<b>6.055</b>	<b>3.687</b>	<b>8.002</b>	<b>0</b>	<b>0.023</b>	<b>0</b>	<b>2.314</b>	<b>3.988</b>	<b>23.351</b>	<b>0.05</b>	<b>0.494</b>

**Table-15(2)**  
**Block wise Area under Terrace Crops (Area in cents)**

District	Block	Euphorbia	Other Ornamental Flowers	Banana	Plantain (Fruit)	Plantain	Guava	Gooseberry	Jackfruit	Orange	Mango	Pappaya	
Idukki	Adimali	0	0	0	35	0	0	0	0	0	0	0	
	Devikulam	0	0	0	0	0	0	0	0	0	0	0	
	Nedumkandam	0	0	0	0	0	0	0	0	0	0	0	
	Elamdesom	0	0	0	0	0	0	0	0	0	0	0	
	Idukki	0	0	0	0	0	0	0	0	0	0	0	
	Kattappana	0	0.5	0	0	0	0	0	0	0	0	0	
	Thodupuzha	0	0	0	0.494	0	0	0	0	0	0	0	
	Azhutha	0	0	0	0	0	0	0	0	0	0	0	
	<b>Block Total</b>		<b>0</b>	<b>0.5</b>	<b>0</b>	<b>35.494</b>	<b>0</b>	<b>0</b>	<b>0</b>	<b>0</b>	<b>0</b>	<b>0</b>	<b>0</b>
	Thodupuzha(M)	0	0	0	0	0	0	0	0	0	0	0	
	<b>District Total</b>		<b>0</b>	<b>0.5</b>	<b>0</b>	<b>35.494</b>	<b>0</b>	<b>0</b>	<b>0</b>	<b>0</b>	<b>0</b>	<b>0</b>	<b>0</b>
Malappuram	Nilambur	0	0	0	0	0	0	0	0	0	0	0	
	Wandoor	0	0	0	0	0	0	0	0	0	0	0	
	Kalikav	0	0	0	0	0	0	0	0	0	0	0	
	Perinthalmanna	0	0	0	0	0	0	0	0	0	0	0	
	Mankada	0	0	0	0	0	0	0	0	0	0	0	
	Malappuram	0	0	0	0	0	0	0	0	0	0	0	
	Arikkode	0	0	0	0	0	0	0	0	0	0	0	
	Kondotty	0	0	0	0	0	0	0	0	0	0	0	
	Thirurangadi	0	0	0	0	0	0	0	0	0	0	0	
Thanur	0	0	0	0	0	0	0	0	0	0	0		

	Tirur	0	0	0	0	0	0	0	0	0	0	0
	Kuttiapuram	0	0	0	0	0	0	0	0	0	0	0
	Vengara	0	0	0	0	0	0	0	0	0	0	0
	Ponnani	0	0	0	0	0	0	0	0	0	0	0
	Perumpadappu	0	0	0	0	0	0	0	0	0	0	0
	<b>Block Total</b>	<b>0</b>	<b>0</b>	<b>0</b>	<b>0</b>	<b>0</b>	<b>0</b>	<b>0</b>	<b>0</b>	<b>0</b>	<b>0</b>	<b>0</b>
	Malappuram (M)	0	0	0	0	0	0	0	0	0	0	0
	Tirur (M)	0	0	0	0	0	0	0	0	0	0	0
	Manjeri (M)	0	0	0	0	0	0	0	0	0	0	0
	Ponnani (M)	0	0	0	0	0	0	0	0	0	0	0
	Perinthalmanna (M)	0	0	0	0	0	0	0	0	0	0	0
	Kottakkal(M)	0	0	0	0	0	0	0	0	0	0	0
	Nilambur(M)	0	0	0	0	0	0	0	0	0	0	0
	<b>Municipality Total</b>	<b>0</b>	<b>0</b>	<b>0</b>	<b>0</b>	<b>0</b>	<b>0</b>	<b>0</b>	<b>0</b>	<b>0</b>	<b>0</b>	<b>0</b>
	<b>District Total</b>	<b>0</b>	<b>0</b>	<b>0</b>	<b>0</b>	<b>0</b>	<b>0</b>	<b>0</b>	<b>0</b>	<b>0</b>	<b>0</b>	<b>0</b>

**Table-15(2)**  
**Block wise Area under Terrace Crops (Area in cents)**

District	Block	Pineapple	Sapotta	West Indian Cherry	Cashewnut	Cocoa	Coconut	Fasionfruit	Mulberry	Eggfruit	Rose apple	Strawberry	
Idukki	Adimali	0	0	0	0	0	0	0	0	0	0	0	
	Devikulam	0	0	0	0	0	0	0	0	0	0	0	
	Nedumkandam	0	0	0	0	0	0	0	0	0	0	0	
	Elamdesom	0	0	0	0	0	0	0	0	0	0	0	
	Idukki	0	0	0	0	66	0	0	0	0	0	0	
	Kattappana	0	0	0	0	0	0	0	0	0	0	0	
	Thodupuzha	0	0	0	0	0	0	0	0	0	0	0	
	Azhutha	0	0	0	0	0	0	0	0	0	0	0	
	<b>Block Total</b>		<b>0</b>	<b>0</b>	<b>0</b>	<b>0</b>	<b>66</b>	<b>0</b>	<b>0</b>	<b>0</b>	<b>0</b>	<b>0</b>	<b>0</b>
	Thodupuzha(M)	0	0	0	0	0	0	0	0	0	0	0	
	<b>District Total</b>		<b>0</b>	<b>0</b>	<b>0</b>	<b>0</b>	<b>66</b>	<b>0</b>	<b>0</b>	<b>0</b>	<b>0</b>	<b>0</b>	<b>0</b>
Malappuram	Nilambur	0	0	0	0	0	0	0	0	0	0	0	
	Wandoor	0	0	0	0	0	0	0	0	0	2,008	0	
	Kalikav	0	0	0	0	0	0	0	0	0	0	0	
	Perinthalmanna	0	0	0	0	0	0	0	0	0	0	0	
	Mankada	0	0	0	0	0	0	0	0	0	0	0	
	Malappuram	0	0	0	0	0	0	0	0	0	0	0	
	Arikkode	0	0	0	0	0	0	0	0	0	0	0	
	Kondotty	0	0	0	0	0	0	0	0	0	0	0	
	Thirurangadi	0	0	0	0	0	0	0	0	0	0	0	
	Thanur	0	0	0	0	0	0	0	0	0	0	0	

Tirur	0	0	0	0	0	0	0	0	0	0	0	0
Kuttiapuram	0	0	0	0	0	0	0	0	0	0	0	0
Vengara	0	0	0	0	0	0	0	0	0	0	0	0
Ponnani	0	0	0	0	0	0	0	0	0	0	0	0
Perumpadappu	0	0	0	0	0	0	0	0	0	0	0	0
<b>Block Total</b>	<b>0</b>	<b>0</b>	<b>0</b>	<b>0</b>	<b>0</b>	<b>0</b>	<b>0</b>	<b>0</b>	<b>0</b>	<b>0</b>	<b>2.008</b>	<b>0</b>
Malappuram (M)	0	0	0	0	0	0	0	0	0	0	0	0
Tirur (M)	0	0	0	0	0	0	0	0	0	0	0	0
Manjeri (M)	0	0	0	0	0	0	0	0	0	0	0	0
Ponnani (M)	0	0	0	0	0	0	0	0.206	0	0	0	0
Perinthalmanna (M)	0	0	0	0	0	0	0	0	0	0	0	0
Kottakkal(M)	0	0	0	0	0	0	0	0	0	0	0	0
Nilambur(M)	0	0	0	0	0	0	0	0	0	0	0	0
<b>Municipality Total</b>	<b>0</b>	<b>0</b>	<b>0</b>	<b>0</b>	<b>0</b>	<b>0</b>	<b>0</b>	<b>0.206</b>	<b>0</b>	<b>0</b>	<b>0</b>	<b>0</b>
<b>District Total</b>	<b>0</b>	<b>0</b>	<b>0</b>	<b>0</b>	<b>0</b>	<b>0</b>	<b>0</b>	<b>0.206</b>	<b>0</b>	<b>0</b>	<b>2.008</b>	<b>0</b>

**Table-15(2)**  
**Block wise Area under Terrace Crops (Area in cents)**

District	Block	PanineerChampa	Rambuttan	Pomegranate	BabelNarakam	Indian Hog Plum	Mangosteen	Custard apple	Gooseberry(Seema nellikka)	Grapes	Apple	Marathakkali	
Idukki	Adimali	0	0	0	0	0	0	0	0	0.049	0	0	
	Devikulam	0	0	0	0	0	0	0	0	0	0	0	
	Nedumkandam	0	0	0	0	0	0	0	0	0	0	0	
	Elamdesom	0	0	0	0	0	0	0	0	0	0	0	
	Idukki	0	0	0	0	0	0	0	0	0	0	0	
	Kattappana	0	0	0	0	0	0	0	0	0	0	0	
	Thodupuzha	0	0	0	0	0	0	0	0	0	0	0	
	Azhutha	0	0	0	0	0	0	0	0	0	0	0	
	<b>Block Total</b>		<b>0</b>	<b>0</b>	<b>0</b>	<b>0</b>	<b>0</b>	<b>0</b>	<b>0</b>	<b>0</b>	<b>0.049</b>	<b>0</b>	<b>0</b>
	Thodupuzha(M)	0	0	0	0	0	0	0	0	0	0.049	0	0
<b>District Total</b>		<b>0</b>	<b>0</b>	<b>0</b>	<b>0</b>	<b>0</b>	<b>0</b>	<b>0</b>	<b>0</b>	<b>0.098</b>	<b>0</b>	<b>0</b>	
Malappuram	Nilambur	0	0	0	0	0	0	0	0	0	0	0	
	Wandoor	0	0	0	0	0	0	0	0	0	0	0	
	Kalikav	0	0	0	0	0	0	0	0	0	0	0	
	Perinthalmanna	0	0	0	0	0	0	0	0	0	0	0	
	Mankada	0	0	0	0	0	0	0	0	0	0	0	
	Malappuram	0	0	0	0	0	0	0	0	0	0	0	
	Arikkode	0	0	0	0	0	0	0	0	0	0	0	
	Kondotty	0	0	0	0	0	0	0	0	0	0	0	
	Thirurangadi	0	0	0	0	0	0	0	0	0	0	0	
	Thanur	0	0	0	0	0	0	0	0	0	0	0	

Tirur	0	0	0	0	0	0	0	0	0	0	0	0
Kuttippuram	0	0	0	0	0	0	0	0	0	0	0	0
Vengara	0	0	0	0	0	0	0	0	0	0	0	0
Ponnani	0	0	0	0	0	0	0	0	0	0	0	0
Perumpadappu	0	0	0	0	0	0	0	0	0	0	0	0
<b>Block Total</b>	<b>0</b>	<b>0</b>	<b>0</b>	<b>0</b>	<b>0</b>	<b>0</b>	<b>0</b>	<b>0</b>	<b>0</b>	<b>0</b>	<b>0</b>	<b>0</b>
Malappuram (M)	0	0	0	0	0	0	0	0	0	0	0	0
Tirur (M)	0	0	0	0	0	0	0	0	0	0	0	0
Manjeri (M)	0	0	0	0	0	0	0	0	0	0	0	0
Ponnani (M)	0	0	0	0	0	0	0	0	0	0	0	0
Perinthalmanna (M)	0	0	0	0	0	0	0	0	0	0	0	0
Kottakkal(M)	0	0	0	0	0	0	0	0	0	0	0	0
Nilambur(M)	0	0	0	0	0	0	0	0	0	0	0	0
<b>Municipality Total</b>	<b>0</b>	<b>0</b>	<b>0</b>	<b>0</b>	<b>0</b>	<b>0</b>	<b>0</b>	<b>0</b>	<b>0</b>	<b>0</b>	<b>0</b>	<b>0</b>
<b>District Total</b>	<b>0</b>	<b>0</b>	<b>0</b>	<b>0</b>	<b>0</b>	<b>0</b>	<b>0</b>	<b>0</b>	<b>0</b>	<b>0</b>	<b>0</b>	<b>0</b>



Table-15(2)  
Block wise Area under Terrace Crops (Area in cents)

District	Block	Sabargil	Plums	Pchees	Arinell(Red gooseberry)	Lemon small	Lemon big	Other Fruits	Eucaliptus	Kachura	Lemongrass	Palamarose	
Idukki	Adimali	0	0	0	0	0	0	0	0	0	0	0	
	Devikulam	0	0	0	0	0	0	0	0	0	0	0	
	Nedumkandam	0	0	0	0	0	0	0	0	0	0	0	
	Elamdesom	0	0	0	0	0	0	0	0	0	0	0	
	Idukki	0	0	0	0	0	0	0	0	0	0	0	
	Kattappana	0	0	0	0	0	0	0	0	0	0	0	
	Thodupuzha	0	0	0	0	0	0	0	0	0	0	0	
	Azhutha	0	0	0	0	0	0	0	0	0	0	0	
	<b>Block Total</b>		<b>0</b>	<b>0</b>	<b>0</b>	<b>0</b>	<b>0</b>	<b>0</b>	<b>0</b>	<b>0</b>	<b>0</b>	<b>0</b>	<b>0</b>
	Thodupuzha(M)	0	0	0	0	0	0	0	0	0	0	0	
	<b>District Total</b>		<b>0</b>	<b>0</b>	<b>0</b>	<b>0</b>	<b>0</b>	<b>0</b>	<b>0</b>	<b>0</b>	<b>0</b>	<b>0</b>	<b>0</b>
Malappuram	Nilambur	0	0	0	0	0	0	0	0	0	0	0	
	Wandoor	0	0	0	0	0	0	0	0	0	0	0	
	Kaikav	0	0	0	0	0	0	0	0	0	0	0	
	Perinthalmanna	0	0	0	0	0	0	0	0	0	0	0	
	Mankada	0	0	0	0	0	0	0	0	0	0	0	
	Malappuram	0	0	0	0	0	0	0	0	0	0	0	
	Arikkode	0	0	0	0	0	0	0	0	0	0	0	
	Kondotty	0	0	0	0	0	0	0	0	0	0	0	
	Thirurangadi	0	0	0	0	0	0	0	0	0	0	0	
Thanur	0	0	0	0	0	0	0	0	0	0	0		

Tirur	0	0	0	0	0	0	0	0	0	0	0	0
Kuttippuram	0	0	0	0	0	0	0	0	0	0	0	0
Vengara	0	0	0	0	0	0	0	0	0	0	0	0
Ponnani	0	0	0	0	0	0	0	0	0	0	0	0
Perumpadappu	0	0	0	0	0	0	0	0	0	0	0	0
<b>Block Total</b>	<b>0</b>	<b>0</b>	<b>0</b>	<b>0</b>	<b>0</b>	<b>0</b>	<b>0</b>	<b>0</b>	<b>0</b>	<b>0</b>	<b>0</b>	<b>0</b>
Malappuram (M)	0	0	0	0	0	0	0	0	0	0	0	0
Tirur (M)	0	0	0	0	0	0	0	0	0	0	0	0
Manjeri (M)	0	0	0	0	0	0	0	0	0	0	0	0
Ponnani (M)	0	0	0	0	0	0	0	0	0	0	0	0
Perinthalmanna (M)	0	0	0	0	0	0	0	0	0	0	0	0
Kottakkal(M)	0	0	0	0	0	0	0	0	0	0	0	0
Nilambur(M)	0	0	0	0	0	0	0	0	0	0	0	0
<b>Municipality Total</b>	<b>0</b>	<b>0</b>	<b>0</b>	<b>0</b>	<b>0</b>	<b>0</b>	<b>0</b>	<b>0</b>	<b>0</b>	<b>0</b>	<b>0</b>	<b>0</b>
<b>District Total</b>	<b>0</b>	<b>0</b>	<b>0</b>	<b>0</b>	<b>0</b>	<b>0</b>	<b>0</b>	<b>0</b>	<b>0</b>	<b>0</b>	<b>0</b>	<b>0</b>

Table-15(2)  
Block wise Area under Terrace Crops (Area in cents)

District	Block	Khas-Khas	Chethikoduveli	Chenganeerikizhangu	Kasthuripasupar	Sweetflag	Malabanut	Indianaloe	Chiretta plant	Asparagus	Brahmi	Rauvolfia	
Idukki	Adimali	0	0	0	0	0	0	0	0	0	0	0	
	Devikulam	0	0	0	0	0	0	0	0	0	0	0	
	Nedumkandam	0	0	0	0	0	0	0	0	0	0	0	
	Elamdesom	0	0	0	0	0	0	0	0	0	0	0	
	Idukki	0	0	0	0	0	0	0	0	0	0	0	
	Kattappana	0	0	0	0	0	0	0	0	0	0	0	
	Thodupuzha	0	0	0	0	0	0	0	0	0	0	0	
	Azhutha	0	0	0	0	0	0	0	0	0	0	0	
	<b>Block Total</b>	<b>0</b>	<b>0</b>	<b>0</b>	<b>0</b>	<b>0</b>	<b>0</b>	<b>0</b>	<b>0</b>	<b>0</b>	<b>0</b>	<b>0</b>	<b>0</b>
	Thodupuzha(M)	0	0	0	0	0	0	0	0	0	0	0	
<b>District Total</b>	<b>0</b>	<b>0</b>	<b>0</b>	<b>0</b>	<b>0</b>	<b>0</b>	<b>0</b>	<b>0</b>	<b>0</b>	<b>0</b>	<b>0</b>	<b>0</b>	
Malappuram	Nilambur	0	0	0	0	0	0	0	0	0	0	0	
	Wandoor	0	0	0	0	0	0	0	0	0	0	0	
	Kalikav	0	0	0	0	0	0	0	0	0	0	0	
	Perinthalmanna	0	0	0	0	0	0	0	0	0	0	0	
	Mankada	0	0	0	0	0	0	0	0	0	0	0	
	Malappuram	0	0	0	0	0	0	0	0	0	0	0	
	Arikkode	0	0	0	0	0	0	0	0	0	0	0	
	Kondotty	0	0	0	0	0	0	0	0	0	0	0	
	Thirurangadi	0	0	0	0	0	0	0.003	0	0	0.001	0	
Thanur	0	0	0	0	0	0	0	0	0	0	0		

Tirur	0	0	0	0	0	0	0.01	0	0	0	0
Kuttippuram	0	0	0	0	0	0	0	0	0	0	0
Vengara	0	0	0	0	0	0	0	0	0	0	0
Ponnani	0	0	0	0	0	0	0	0	0	0	0
Perumpadappu	0	0	0	0	0	0	0	0	0	0	0
<b>Block Total</b>	<b>0</b>	<b>0</b>	<b>0</b>	<b>0</b>	<b>0</b>	<b>0</b>	<b>0.013</b>	<b>0</b>	<b>0</b>	<b>0.001</b>	<b>0</b>
Malappuram (M)	0	0	0	0	0	0	0	0	0	0	0
Tirur (M)	0	0	0	0	0	0	0	0	0	0	0
Manjeri (M)	0	0	0	0	0	0	0	0	0	0	0
Ponnani (M)	0	0	0	0	0	0	0.03	0	0	0	0
Perinthalmanna (M)	0	0	0	0	0	0	0	0	0	0	0
Kottakkal(M)	0	0	0	0	0	0	0	0	0	0	0
Nilambur(M)	0	0	0	0	0	0	0	0	0	0	0
<b>Municipality Total</b>	<b>0</b>	<b>0</b>	<b>0</b>	<b>0</b>	<b>0</b>	<b>0</b>	<b>0.03</b>	<b>0</b>	<b>0</b>	<b>0</b>	<b>0</b>
<b>District Total</b>	<b>0</b>	<b>0</b>	<b>0</b>	<b>0</b>	<b>0</b>	<b>0</b>	<b>0.043</b>	<b>0</b>	<b>0</b>	<b>0.001</b>	<b>0</b>

Table-15(2)  
Block wise Area under Terrace Crops (Area in cents)

District	Block	Iruveli	Sarivan	Palmuthukku	Cowitch	Hollbasil	LongPepper	Moovila	Sida	Badinjan	Karumkurinji	Gulancha	
Idukki	Adimali	0	0	0	0	0.062	0	0	0	0	0	0	
	Devikulam	0	0	0	0	0	0	0	0	0	0	0	
	Nedumkandam	0	0	0	0	0	0	0	0	0	0	0	
	Elamdesom	0	0	0	0	0.006	0	0	0	0	0	0	
	Idukki	0	0	0	0	0.009	0	0	0	0	0	0	
	Kattappana	0	0	0	0	0	0	0	0	0	0	0	
	Thodupuzha	0	0	0	0	0.009	0	0	0	0	0	0	
	Azhutha	0	0	0	0	0.148	0	0	0	0	0	0	
	<b>Block Total</b>		0	0	0	0	<b>0.234</b>	0	0	0	0	0	0
	Thodupuzha(M)	0	0	0	0	0	0	0	0	0	0	0	
<b>District Total</b>		0	0	0	0	<b>0.234</b>	0	0	0	0	0	0	
Malappuram	Nilambur	0	0	0	0	0	0	0	0	0	0	0	
	Wandoor	0	0	0	0	0	0	0	0	0	0	0	
	Kalikav	0	0	0	0	0	0	0	0	0	0	0	
	Perinthalmanna	0	0	0	0	0	0	0	0	0	0	0	
	Mankada	0	0	0	0	0	0	0	0	0	0	0	
	Malappuram	0	0	0	0	0	0	0	0	0	0	0	
	Arikkode	0	0	0	0	1.021	0	0	0	0	0	0	
	Kondotty	0	0	0	0	0.03	0	0	0	0	0	0	
	Thirurangadi	0	0	0	0	0.009	0	0	0	0	0	0	
Thanur	0	0	0	0	0	0	0	0	0	0	0		

Tirur	0	0	0	0	0.012	0	0	0	0	0	0
Kuttiapuram	0	0	0	0	0	0	0	0	0	0	0
Vengara	0	0	0	0	0	0	0	0	0	0	0
Ponnani	0	0	0	0	0.009	0	0	0	0	0	0
Perumpadappu	0	0	0	0	0.015	0	0	0	0	0	0
<b>Block Total</b>	<b>0</b>	<b>0</b>	<b>0</b>	<b>0</b>	<b>1.096</b>	<b>0</b>	<b>0</b>	<b>0</b>	<b>0</b>	<b>0</b>	<b>0</b>
Malappuram (M)	0	0	0	0	0	0	0	0	0	0	0
Tirur (M)	0	0	0	0	0	0	0	0	0	0	0
Manjeri (M)	0	0	0	0	0	0	0	0	0	0	0
Ponnani (M)	0	0	0	0	0.009	0	0	0	0	0	0
Perinthalmanna (M)	0	0	0	0	0	0	0	0	0	0	0
Kottakkal(M)	0	0	0	0	0	0	0	0	0	0	0
Nilambur(M)	0	0	0	0	0	0	0	0	0	0	0
<b>Municipality Total</b>	<b>0</b>	<b>0</b>	<b>0</b>	<b>0</b>	<b>0.009</b>	<b>0</b>	<b>0</b>	<b>0</b>	<b>0</b>	<b>0</b>	<b>0</b>
<b>District Total</b>	<b>0</b>	<b>0</b>	<b>0</b>	<b>0</b>	<b>1.105</b>	<b>0</b>	<b>0</b>	<b>0</b>	<b>0</b>	<b>0</b>	<b>0</b>

Table-15(2)  
Block wise Area under Terrace Crops (Area in cents)

District	Block	Asgand	Castor(Eranda)	Forest snake gourd	Other Medicinal Plants	Aracanut	Betelleaf	Cinamon	Clove	Vanila	Ginger	Mango ginger	
Idukki	Adimali	0	0	0	0	0	0	0	0	0	0	0	
	Devikulam	0	0	0	0	0	0	0	0	0	0	0	
	Nedumkandam	0	0	0	0	0	0	0	0	0	0	0	
	Elamdesom	0	0	0	0	0	0	0	0	0	0.009	0	
	Idukki	0	0	0	0	0	0	0	0	0	0	0	
	Kattappana	0	0	0	0	0	0	0	0	0	0	0	
	Thodupuzha	0	0	0	0	0	0	0	0	0	0	0	
	Azhutha	0	0	0	0	0	0	0	0	0	0	0	
	<b>Block Total</b>		<b>0</b>	<b>0</b>	<b>0</b>	<b>0</b>	<b>0</b>	<b>0</b>	<b>0</b>	<b>0</b>	<b>0</b>	<b>0.009</b>	<b>0</b>
	Thodupuzha(M)	0	0	0	0	0	0	0	0	0	0	0	
	<b>District Total</b>		<b>0</b>	<b>0</b>	<b>0</b>	<b>0</b>	<b>0</b>	<b>0</b>	<b>0</b>	<b>0</b>	<b>0</b>	<b>0.009</b>	<b>0</b>
Malappuram	Nilambur	0	0	0	0	0	0	0	0	0	0	0	
	Wandoor	0	0	0	0	0	0	0	0	0	0	0	
	Kalikav	0	0	0	0	0	0	0	0	0	0	0	
	Perinthalmanna	0	0	0	0	0	0	0	0	0	0	0	
	Mankada	0	0	0	0	0	0	0	0	0	0	0	
	Malappuram	0	0	0	0	0	0	0	0	0	0	0	
	Arikkode	0	0	0	0	0	0	0	0	0	0	0	
	Kondotty	0	0	0	0	0	0	0	0	0	0	0	
	Thirurangadi	0	0	0	0	0	0	0	0	0	0	0	
Thanur	0	0	0	0	0	0	0	0	0	0	0		

GCPT 37/93/2016

Tirur	0	0	0	0	0	0	0	0	0	0	0	0
Kuttippuram	0	0	0	0	0	0	0.025	0	0	0	0	0
Vengara	0	0	0	0	0	0	0	0	0	0	0	0
Ponnani	0	0	0	0	0	0	0	0	0	0	0	0
Perumpadappu	0	0	0	0	0	0	0	0	0	0	0	0
<b>Block Total</b>	<b>0</b>	<b>0</b>	<b>0</b>	<b>0</b>	<b>0</b>	<b>0</b>	<b>0.025</b>	<b>0</b>	<b>0</b>	<b>0</b>	<b>0</b>	<b>0</b>
Malappuram (M)	0	0	0	0	0	0	0	0	0	0	0	0
Tirur (M)	0	0	0	0	0	0	0	0	0	0	0	0
Manjeri (M)	0	0	0	0	0	0	0	0	0	0	0	0
Ponnani (M)	0	0	0	0	0	0	0	0	0	0	0	0
Perinthalmanna (M)	0	0	0	0	0	0	0	0	0	0	0	0
Kottakkal(M)	0	0	0	0	0	0	0	0	0	0	0	0
Nilambur(M)	0	0	0	0	0	0	0	0	0	0	0	0
<b>Municipality Total</b>	<b>0</b>	<b>0</b>	<b>0</b>	<b>0</b>	<b>0</b>	<b>0</b>	<b>0</b>	<b>0</b>	<b>0</b>	<b>0</b>	<b>0</b>	<b>0</b>
<b>District Total</b>	<b>0</b>	<b>0</b>	<b>0</b>	<b>0</b>	<b>0</b>	<b>0</b>	<b>0.025</b>	<b>0</b>	<b>0</b>	<b>0</b>	<b>0</b>	<b>0</b>



Table-15(2)  
Block wise Area under Terrace Crops (Area in cents)

District	Block	Nutmeg	Pepper	Turmeric	Tamarind	Cardamom	Sarvasugandhi	Garlic	Coriander	Fennel	Other Spices and Condiments	Tea	
Idukki	Adimali	0	0	2.2	0	0	0	0	0	0	0	0	
	Devikulam	0	0	0	0	0	0	0	0	0	0	0	
	Nedumkandam	0	0	0	0	0	0	0	0	0	0	0	
	Elamdesom	0	0	0.029	0	0	0	0	0	0.036	0	0	
	Idukki	0	0	0	0	0	0	0	0	0	0	0	
	Kattappana	0	169.187	0	0	0	0	0	0	0	0	0	
	Thodupuzha	0	0	0	0	0	0	0	0	0	0	0	
	Azhutha	0	0	0	0	0	0	0	0	0	0	0	
	<b>Block Total</b>		<b>0</b>	<b>169.187</b>	<b>2.229</b>	<b>0</b>	<b>0</b>	<b>0</b>	<b>0</b>	<b>0</b>	<b>0.036</b>	<b>0</b>	<b>0</b>
	Thodupuzha(M)	0	0	0	0	0	0	0	0	0	0	0	
	<b>District Total</b>		<b>0</b>	<b>169.187</b>	<b>2.229</b>	<b>0</b>	<b>0</b>	<b>0</b>	<b>0</b>	<b>0</b>	<b>0.036</b>	<b>0</b>	<b>0</b>
Malappuram	Nilambur	0	0	0	0	0	0	0	0	0	0	0	
	Wandoor	0	0	0	0	0	0	0	0	0	0	0	
	Kalikav	0	0	0	0	0	0	0	0	0	0	0	
	Perinthalmanna	0	0	0	0	0	0	0	0	0	0	0	
	Mankada	0	0	0	0	0	0	0	0	0	0	0	
	Malappuram	0	0	0	0	0	0	0	0	0	0	0	
	Arikkode	0	0	0	0	0	0	0	0	0	0	0	
	Kondotty	0	0	0	0	0	0	0	0	0	0	0	
	Thirurangadi	0	0	0	0	0	0	0	0	0	0	0	
Thanur	0	0	0	0	0	0	0	0	0	0	0		

Tirur	0	0	0	0	0	0	0	0	0	0	0	0
Kuttippuram	0	0	0	0	0	0	0	0	0	0	0	0
Vengara	0	0	0	0	0	0	0	0	0	0	0	0
Ponnani	0	0	0	0	0	0	0	0	0	0	0	0
Perumpadappu	0	0	0	0	0	0	0	0	0	0	0	0
<b>Block Total</b>	<b>0</b>	<b>0</b>	<b>0</b>	<b>0</b>	<b>0</b>	<b>0</b>	<b>0</b>	<b>0</b>	<b>0</b>	<b>0</b>	<b>0</b>	<b>0</b>
Malappuram (M)	0	0	0	0	0	0	0	0	0	0	0	0
Tirur (M)	0	0	0	0	0	0	0	0	0	0	0	0
Manjeri (M)	0	0	0	0	0	0	0	0	0	0	0	0
Ponnani (M)	0	0	0	0	0	0	0	0	0	0	0	0
Perinthalmanna (M)	0	0	0	0	0	0	0	0	0	0	0	0
Kottakkal(M)	0	0	0	0	0	0	0	0	0	0	0	0
Nilambur(M)	0	0	0	0	0	0	0	0	0	0	0	0
<b>Municipality Total</b>	<b>0</b>	<b>0</b>	<b>0</b>	<b>0</b>	<b>0</b>	<b>0</b>	<b>0</b>	<b>0</b>	<b>0</b>	<b>0</b>	<b>0</b>	<b>0</b>
<b>District Total</b>	<b>0</b>	<b>0</b>	<b>0</b>	<b>0</b>	<b>0</b>	<b>0</b>	<b>0</b>	<b>0</b>	<b>0</b>	<b>0</b>	<b>0</b>	<b>0</b>

Table-15(2)  
Block wise Area under Terrace Crops (Area in cents)

District	Block	Coffee	Rubber	Grantees	Siver Oak	Battle	Other Plantation Crops
Idukki	Adimali	0	0	0	0	0	0
	Devikulam	0	0	0	0	0	0
	Nedumkandam	0	0	0	0	0	0
	Elamdesom	0	0	0	0	0	0
	Idukki	0	0	0	0	0	0
	Kattappana	0	0	0	0	0	0
	Thodupuzha	0	0	0	0	0	0
	Azhutha	0	0	0	0	0	0
	<b>Block Total</b>	<b>0</b>	<b>0</b>	<b>0</b>	<b>0</b>	<b>0</b>	<b>0</b>
	Thodupuzha(M)	0	0	0	0	0	0
<b>District Total</b>	<b>0</b>	<b>0</b>	<b>0</b>	<b>0</b>	<b>0</b>	<b>0</b>	
Malappuram	Nilambur	0	0	0	0	0	0
	Wandoor	0	0	0	0	0	0
	Kalikav	0	0	0	0	0	0
	Perinthalmanna	0	0	0	0	0	0
	Mankada	0	0	0	0	0	0
	Malappuram	0	0	0	0	0	0
	Arikkode	0	0	0	0	0	0
	Kondotty	0	0	0	0	0	0
	Thirurangadi	0	0	0	0	0	0
Thanur	0	0	0	0	0	0	

Tirur	0	0	0	0	0	0
Kuttiapuram	0	0	0	0	0	0
Vengara	0	0	0	0	0	0
Ponnani	0	0	0	0	0	0
Perumpadappu	0	0	0	0	0	0
<b>Block Total</b>	<b>0</b>	<b>0</b>	<b>0</b>	<b>0</b>	<b>0</b>	<b>0</b>
Malappuram (M)	0	0	0	0	0	0
Tirur (M)	0	0	0	0	0	0
Manjeri (M)	0	0	0	0	0	0
Ponnani (M)	0	0	0	0	0	0
Perinthalmanna (M)	0	0	0	0	0	0
Kottakkal(M)	0	0	0	0	0	0
Nilambur(M)	0	0	0	0	0	0
<b>Municipality Total</b>	<b>0</b>	<b>0</b>	<b>0</b>	<b>0</b>	<b>0</b>	<b>0</b>
<b>District Total</b>	<b>0</b>	<b>0</b>	<b>0</b>	<b>0</b>	<b>0</b>	<b>0</b>

**Table-16(1)**  
**Districtwise Area under Courtyard Crops (Area in cents)**

District	Amaranthus	Ladiesfinger	Chinese Potato	Bittergourd	Snakegourd	Cucumber	Bottlegourd
Idukki	35.556	43.878	6.468	708.207	10.4	4.372	1.186
Malappuram	39.065	38.192	6.83	72.004	22.934	23.997	94.819

District	Pumpkin	Ashgourd	Brinjal	Green Chilly	Tomato	Cabbage	Cauliflower
Idukki	37.005	9.338	122.091	62.748	236.599	296.849	1.513
Malappuram	94.506	33.837	32.523	23.046	25.132	4.485	5.12

District	Carrot	Beetroot	Potato	Lablabean	Swordbean	Amara (Indian Bean)	Wingedbean
Idukki	398.559	9.778	547.218	11.376	27.503	2.784	1.21
Malappuram	0	0	0	18.691	704.569	0.081	3.639

District	Clovebean	Littlegourd	Ridgegourd	Wingedgourd	Drumstick	Chikumanese	Curryleaf
Idukki	3.066	107.841	1.39	0.297	87.104	113.662	233.776
Malappuram	0.326	69.571	0.198	1.587	998.704	4.536	395.891

District	Yard long Beans	Beans	Greenpeas	Breadfruit	Other Vegetables	Anthurium	Orchid
Idukki	649.379	622.992	0	0	263.592	43.149	13.152
Malappuram	427.039	0	0	0	0	92.962	44.112

District	Jasmine	Gladlyolous	Orange Chrysanthimum	Heliconia	Yellow Chrysanthimum	Hibiscus	Rose
Idukki	569.23	7.032	23.927	49.449	46.36	655.477	411.98
Malappuram	813.063	0	7.958	0	32.716	1501.574	601.718

District	Dallya	Bogalvilla	Euphorbia	Other Ornamental Flowers	Banana	Plantain (Fruit)	Plantain
Idukki	14.232	24.107	0.565	184.507	292.405	359.281	295.412
Malappuram	2.257	33.84	0	0	288.856	151.685	72.247

District	Guava	Gooseberry	Jackfruit	Orange	Mango	Pappaya	Pineapple
Idukki	196.955	4.75	765	83.226	644.597	1002.104	17.313
Malappuram	320.355	46.334	1372	0	2277.38	639.57	10.216

District	Sapotta	West Indian Cherry	Cashewnut	Cocoa	Coconut	Fasionfruit	Mulberry
Idukki	23.751	0	191.992	715.89	2333.333	1.647	22.217
Malappuram	109.082	15.1	472.448	0.494	31293.27	2.648	0

District	Eggfruit	Rose apple	Strawberry	PanineerChampa	Rambuttan	Pomegranate	BabelNarakam
Idukki	0	168.682	0.022	0	0	0	0
Malappuram	4.843	143.576	0	0	12.35	6.177	0

District	Indian Hog Plum	Mangosteen	Custard apple	Gooseberry(Seema nellikka)	Grapes	Apple	Marathakkall
Idukki	0	0	16.055	0	0	4.667	0
Malappuram	0	0	1.235	0	0	0	0

District	Sabargil	Plums	Pichees	Arinelli(Red goosberry)	Lemon small	Lemon big	Other Fruits
Idukki	0	21.564	0	0	320.902	0	78
Malappuram	0	0	0	0	0	0	0

District	Eucaliptus	Kachura	Lemongrass	Palamarose	Khas-Khas	Chethikoduvell	Chenganeerkizhangu
Idukki	47.114	2.002	0.009	0	0.019	0.003	0
Malappuram	1.383	0.005	0.547	0.018	0.019	0.004	0

District	Kasthuripasupar	Sweetflag	Malabarnut	Indianaloe	Chiretta plant	Asparagus	Brahmi
Idukki	0.03	0.008	0.014	0.16	0.001	0.002	1.023
Malappuram	0.143	0.008	0.03	0.166	0	0.005	0.11

District	Rauvoifla	Iruvell	Sarivan	Palmuthukku	Cowitch	Hollbasil	LongPepper
Idukki	0	0	0	0	0	32.437	0
Malappuram	0	0	0	0.013	0	51.015	0.533

District	Moovila	Sida	Badinjan	Karumkurinji	Gulancha	Aagand	Castor(Eranda)
Idukki	0.004	1.269	0	0	0	0.009	0.013
Malappuram	0	0.455	0	0	0	0	0

District	Forest snake gourd	Other Medicinal Plants	Aracanut	Betelleaf	Cinamon	Clove	Vanila
Idukki	0	0	3214.92	0.036	28.816	10.464	20.523
Malappuram	0	0	412.73	7.718	0.823	0	0

District	Ginger	Mango ginger	Nutmeg	Pepper	Turmeric	Tamarind	Cardamom
Idukki	93.233	0.482	61.106	2780.274	45.803	53.395	4782.151
Malappuram	17.801	4.149	13.173	173.19	124	730.563	0

District	Sarvasugandhi	Garic	Corlander	Fennel	Other Spices and Condiments
Idukki	3.088	0	0	0	0
Malappuram	3.088	0	0	0	0

District	Tea	Coffee	Rubber	Grantees	Siver Oak	Battle	Other Plantation Crops
Idukki	0.2	7791.783	15650.346	0.427	0	0	1.5
Malappuram	0	3.338	4.446	0	0	0	0

**Table-16(2)**  
**Block wise Area under Courtyard Crops (Area in cents)**

District	Block	Amaranthus	Ladiesfinger	Chinese Potato	Bittergourd	Snakegourd	Cucumber	Bottlegourd	Pumpkin	Ashgourd	Brinjal	Green Chilly	
Idukki	Adimali	12.118	3.547	0.301	11.405	1.979	0.222	0.099	3.335	0.889	10.208	12.846	
	Devikulam	1.063	3.781	6.037	38.085	1.887	0.519	1.087	24.233	2.668	5.495	5.346	
	Nedumkandam	0.428	0.007	0	0	0	0	0	0	0	5.593	3.471	
	Elamdesom	10.143	7.402	0.097	39.243	4.251	0.741	0	3.557	2.446	29.12	5.896	
	Idukki	0.133	0.166	0.022	596.095	0.099	0.222	0	3.212	0.667	43.876	22.716	
	Kattappana	1.04	0.126	0.011	2.875	0	0	0	0.667	0.445	0.986	4.776	
	Thodupuzha	10.155	28.506	0	17.935	2.184	2.668	0	2.001	2.223	26.493	5.036	
	Azhutha	0.47	0.314	0	2.47	0	0	0	0	0	0.32	2.641	
	<b>Block Total</b>		<b>35.55</b>	<b>43.849</b>	<b>6.468</b>	<b>708.108</b>	<b>10.4</b>	<b>4.372</b>	<b>1.186</b>	<b>37.005</b>	<b>9.338</b>	<b>122.091</b>	<b>62.728</b>
	Thodupuzha(M)	0.006	0.027	0	0.099	0	0	0	0	0	0	0	0.02
<b>District Total</b>		<b>35.556</b>	<b>43.876</b>	<b>6.468</b>	<b>708.207</b>	<b>10.4</b>	<b>4.372</b>	<b>1.186</b>	<b>37.005</b>	<b>9.338</b>	<b>122.091</b>	<b>62.748</b>	
Malappuram	Nilambur	1.428	0.627	0	2.584	0	0.296	0.099	11.371	4.869	1.081	0.455	
	Wandoor	4.323	0.899	0.089	1.485	0	0.222	0	0.222	1.778	0.17	0.03	
	Kalikav	1.683	1.74	0.2	6.817	1.384	1.926	0.198	7.392	3.557	2.286	1.73	
	Perinthalmanna	1.61	1.968	0.1	7.709	1.483	0.444	4.842	4.768	1.557	3.237	0.71	
	Mankada	2.306	0.687	1.6	0.198	0.297	0.222	0	1.467	1.333	0.268	1.49	
	Malappuram	1.834	7.257	0	4.153	0	0.296	0.395	1.634	1.334	4.962	1.005	
	Arikkode	2.364	0.648	0	6.268	0.698	1.471	3.781	13.372	2.723	0.907	0.755	
	Kondotty	0.699	1.453	0.016	3.755	3.952	1.482	4.586	6.669	2.668	0.481	0.71	
	Thirurangadi	0.864	0.994	0.012	0.495	0.495	0	0.198	0.667	0	0.56	0.64	
	Thanur	0.141	0.727	0.002	0.297	0.792	0.074	0.593	0.89	0.222	0.676	0.215	



	Tirur	0.116	0.334	0	0.495	0.494	0	0.198	0.667	0	0.33	0.29
	Kuttippuram	10.779	9.575	3.111	2.972	0.297	1.333	0.889	1.334	1.556	9.081	5.558
	Vengara	2.015	2.901	0.423	15.413	6.323	12.896	77.459	24.901	1.335	1.637	2.661
	Ponnani	0.264	0.493	0	1.086	0.592	0.074	0	0.667	0	0.16	1.435
	Perumpadappu	2.783	4.948	0.169	1.284	0.692	1.779	0	1.556	3.112	4.393	2.376
	<b>Block Total</b>	<b>33.209</b>	<b>35.251</b>	<b>5.722</b>	<b>55.011</b>	<b>17.499</b>	<b>22.515</b>	<b>93.238</b>	<b>77.577</b>	<b>26.044</b>	<b>30.229</b>	<b>20.06</b>
	Malappuram (M)	0.576	0.707	1.108	15.314	3.952	1.408	1.482	15.563	6.003	0.987	2.616
	Tirur (M)	0.025	0.173	0	0	0	0	0	0	0	0.133	0.245
	Manjeri (M)	0.132	0.147	0	0.988	1.186	0	0.099	0	0.445	0.889	0.065
	Ponnani (M)	0.009	0.02	0	0.296	0.198	0.074	0	0.222	0.445	0.036	0.05
	Perinthalmanna (M)	0.022	0.107	0	0	0	0	0	0	0	0	0
	Kottakkal(M)	0.028	0.267	0	0	0	0	0	0.222	0	0.231	0
	Nilambur(M)	5.064	1.52	0	0.395	0.099	0	0	0.922	0.9	0.018	0.01
	<b>Municipality Total</b>	<b>5.856</b>	<b>2.941</b>	<b>1.108</b>	<b>16.993</b>	<b>5.435</b>	<b>1.482</b>	<b>1.581</b>	<b>16.929</b>	<b>7.793</b>	<b>2.294</b>	<b>2.986</b>
	<b>District Total</b>	<b>39.065</b>	<b>38.192</b>	<b>6.83</b>	<b>72.004</b>	<b>22.934</b>	<b>23.997</b>	<b>94.819</b>	<b>94.506</b>	<b>33.837</b>	<b>32.523</b>	<b>23.046</b>

**Table-16(2)**  
**Block wise Area under Courtyard Crops (Area in cents)**

District	Block	Tomato	Cabbage	Cauliflower	Carrot	Beetroot	Potato	Labiabean	Swordbean	Amara (IndianBean)	Wingedbean	Clovebean
Idukki	Adimali	9.445	0.095	0.213	0	0	0	6.125	17.495	1	0	0.237
	Devikulam	64.257	69.285	1.067	384.37	1.729	543.2	5.107	0	0	0	0
	Nedumkandam	2.578	0	0	0	0	0	0	0	0	0	0
	Elamdesom	1.985	0.76	0.04	0.003	0	0	0.116	6.228	1.782	0.479	2.711
	Idukki	155.999	193.212	0	14.182	8.049	4.018	0.011	0.593	0.002	0.123	0
	Kattappana	1.516	17.301	0.08	0.004	0	0	0.013	1.297	0	0.093	0.044
	Thodupuzha	0.321	16.136	0.113	0	0	0	0.004	0.89	0	0.515	0.074
	Azhutha	0.498	0.045	0	0	0	0	0	0	0	0	0
	<b>Block Total</b>	<b>236.599</b>	<b>296.834</b>	<b>1.513</b>	<b>398.559</b>	<b>9.778</b>	<b>547.218</b>	<b>11.376</b>	<b>26.503</b>	<b>2.784</b>	<b>1.21</b>	<b>3.066</b>
	Thodupuzha(M)	0	0.015	0	0	0	0	0	1	0	0	0
<b>District Total</b>	<b>236.599</b>	<b>296.849</b>	<b>1.513</b>	<b>398.559</b>	<b>9.778</b>	<b>547.218</b>	<b>11.376</b>	<b>27.503</b>	<b>2.784</b>	<b>1.21</b>	<b>3.066</b>	
Malappuram	Nilambur	0.196	0.015	0.213	0	0	0	0.013	0	0	0.401	0
	Wandoor	0.009	0.015	0.06	0	0	0	0.009	0	0	0	0
	Kalikav	4.28	1.075	1.42	0	0	0	0.06	0.593	0	0	0.03
	Perinthalmanna	0.791	0.07	0.04	0	0	0	1.007	40.03	0	0.077	0
	Mankada	3.587	1.055	1.1	0	0	0	0.013	40.547	0	0	0
	Malappuram	3.685	0	1.073	0	0	0	10.52	6.82	0.002	1	0
	Arikkode	2.356	0.02	0.074	0	0	0	6.004	42.375	0.013	0	0.03
	Kondotty	0.756	1.4	0	0	0	0	0.014	0	0	0.046	0
	Thirurangadi	0.187	0	0.186	0	0	0	0.151	13.64	0	0	0
	Thanur	0.081	0	0.834	0	0	0	0.033	7.116	0.022	0.309	0

Tirur.	0.907	0.025	0.013	0	0	0	0.028	6.523	0	0.17	0
Kuttippuram	0.641	0.155	0.027	0	0	0	0.5	23.425	0	0.232	0
Vengara	4.215	0.08	0	0	0	0	0.133	409.492	0.006	0.262	0
Ponnani	0.142	0.015	0.033	0	0	0	0	8.006	0	0	0.044
Perumpadappu	2.641	0.53	0	0	0	0	0	3.558	0	0	0
<b>Block Total</b>	<b>24.474</b>	<b>4.455</b>	<b>5.073</b>	<b>0</b>	<b>0</b>	<b>0</b>	<b>18.485</b>	<b>602.125</b>	<b>0.043</b>	<b>2.497</b>	<b>0.104</b>
Malappuram (M)	0.542	0.005	0	0	0	0	0.202	19.867	0.038	1.142	0.222
Tirur (M)	0.098	0	0	0	0	0	0	0	0	0	0
Manjeri (M)	0	0	0	0	0	0	0	0	0	0	0
Ponnani (M)	0.018	0.005	0.047	0	0	0	0.004	2.965	0	0	0
Perinthalmanna (M)	0	0	0	0	0	0	0	79.612	0	0	0
Kottakkal(M)	0	0	0	0	0	0	0	0	0	0	0
Nilambur(M)	0	0	0	0	0	0	0	0	0	0	0
<b>Municipality Total</b>	<b>0.658</b>	<b>0.01</b>	<b>0.047</b>	<b>0</b>	<b>0</b>	<b>0</b>	<b>0.206</b>	<b>102.444</b>	<b>0.038</b>	<b>1.142</b>	<b>0.222</b>
<b>District Total</b>	<b>25.132</b>	<b>4.465</b>	<b>5.12</b>	<b>0</b>	<b>0</b>	<b>0</b>	<b>18.691</b>	<b>704.569</b>	<b>0.081</b>	<b>3.639</b>	<b>0.326</b>

Table-16(2)  
Block wise Area under Courtyard Crops (Area in cents)

District	Block	Littlegourd	Ridgegourd	Wingedgourd	Drumstick	Chikumaneese	Curryleaf	Yard long Beans	Beans	Greenpeas	Breadfruit	Other Vegetables	
Idukki	Adimali	2.669	0	0.099	2.223	1.201	5.042	7.805	0	0	0	0.593	
	Devikulam	11	0	0	9.88	0	0	444.843	622.004	0	0	261.32	
	Nedumkandam	6.523	0	0	0	0	0	0	0	0	0	0	
	Elamdesom	32.525	0.297	0.198	2.47	84.513	44.658	25.255	0	0	0	0.296	
	Idukki	5.634	0	0	11.604	1.2	62.646	16.446	0	0	0	0	
	Kattappana	0.593	0	0	13.173	0	1.185	41.892	0.988	0	0	0	
	Thodupuzha	48.303	1.093	0	41.167	26.748	120.245	112.842	0	0	0	1.383	
	Azhutha	0.297	0	0	6.587	0	0	0	0	0	0	0	
	<b>Block Total</b>	<b>107.544</b>	<b>1.39</b>	<b>0.297</b>	<b>87.104</b>	<b>113.662</b>	<b>233.776</b>	<b>649.083</b>	<b>622.992</b>	<b>0</b>	<b>0</b>	<b>0</b>	<b>263.592</b>
	Thodupuzha(M)	0.297	0	0	0	0	0	0.296	0	0	0	0	
<b>District Total</b>	<b>107.841</b>	<b>1.39</b>	<b>0.297</b>	<b>87.104</b>	<b>113.662</b>	<b>233.776</b>	<b>649.379</b>	<b>622.992</b>	<b>0</b>	<b>0</b>	<b>0</b>	<b>263.592</b>	
Malappuram	Nilambur	1.697	0	0	11.527	0	1.881	15.803	0	0	0	0	
	Wandoor	2.965	0	0	18.113	0	0.395	13.931	0	0	0	0	
	Kalikav	18.977	0	0	29.641	0	3.556	42.88	0	0	0	0	
	Perinthalmanna	4.473	0	0	82.333	0	12.646	27.192	0	0	0	0	
	Mankada	1.794	0	0	2.47	0	0.395	18.97	0	0	0	0	
	Malappuram	17.484	0	0	1.647	0	0	25.754	0	0	0	0	
	Arikkode	0.99	0	0	30.464	0	7.114	9.61	0	0	0	0	
	Kondotty	1.187	0	0	4.116	0	1.185	100.931	0	0	0	0	
	Thirurangadi	0.89	0	0	4.94	0	0.79	2.964	0	0	0	0	
	Thanur	0.297	0	0	0	0	0.79	41.694	0	0	0	0	

Tirur	0	0	0	0	0	0	2.273	0	0	0	0
Kuttippuram	4.665	0	0.5	182.78	0	17.783	19.304	0	0	0	0
Vengara	0.594	0	0	545.047	4.536	309.046	58.207	0	0	0	0
Ponnani	0.297	0	0	0	0	0	0	0	0	0	0
Perumpadappu	0.297	0.099	0	0	0	0.395	0	0	0	0	0
<b>Block Total</b>	<b>56.607</b>	<b>0.099</b>	<b>0.5</b>	<b>913.078</b>	<b>4.536</b>	<b>355.976</b>	<b>379.513</b>	<b>0</b>	<b>0</b>	<b>0</b>	<b>0</b>
Malappuram (M)	4.744	0.099	1.087	79.863	0	36.358	3.757	0	0	0	0
Tirur (M)	0	0	0	0	0	0	0.198	0	0	0	0
Manjeri (M)	5.337	0	0	0	0	0	40.706	0	0	0	0
Ponnani (M)	0.297	0	0	0	0	0	0	0	0	0	0
Perinthalmanna (M)	2.586	0	0	0	0	0	0	0	0	0	0
Kottakkal(M)	0	0	0	0	0	0	0	0	0	0	0
Nilambur(M)	0	0	0	5.763	0	3.557	2.865	0	0	0	0
<b>Municipality Total</b>	<b>12.964</b>	<b>0.099</b>	<b>1.087</b>	<b>85.626</b>	<b>0</b>	<b>39.915</b>	<b>47.526</b>	<b>0</b>	<b>0</b>	<b>0</b>	<b>0</b>
<b>District Total</b>	<b>69.571</b>	<b>0.198</b>	<b>1.587</b>	<b>998.704</b>	<b>4.536</b>	<b>395.891</b>	<b>427.039</b>	<b>0</b>	<b>0</b>	<b>0</b>	<b>0</b>

Table-16(2)  
Block wise Area under Courtyard Crops (Area in cents)

District	Block	Anthurium	Orchid	Jasmine	Gladiolous	Orange Chrysanthimum	Heliconia	Yellow Chrysanthimum	Hibiscus	Rose	Dalya	Bogainvilla
Idukki	Adimali	5.521	1.19	19.339	0.002	0.123	0	2.034	4.557	31.562	0.212	0
	Devikulam	1.805	0.053	4.446	0.249	0.633	3.656	0.157	2.276	22.439	1.038	1.581
	Nedumkandam	1.445	3.807	27.937	0.171	5.371	6.718	4.376	359.223	34.161	0.872	0.889
	Elamdesom	2.961	0.65	166.149	0.011	4.507	1.285	1.267	43.004	29.745	0.01	0.395
	Idukki	17.583	3.604	148.836	3.273	8.934	33.641	36.902	146.623	118.564	5.063	9.88
	Kattappana	8.997	2.781	149.055	3.239	4.032	3.26	1.355	68.591	139.89	5.837	11.263
	Thodupuzha	2.221	0.93	19.935	0.018	0.276	0.395	0.027	16.477	10.447	0.096	0.099
	Azhutha	2.616	0.137	33.533	0.069	0.051	0.494	0.242	14.726	25.172	1.104	0
	<b>Block Total</b>	<b>43.149</b>	<b>13.152</b>	<b>569.23</b>	<b>7.032</b>	<b>23.927</b>	<b>49.449</b>	<b>46.36</b>	<b>655.477</b>	<b>411.98</b>	<b>14.232</b>	<b>24.107</b>
	Thodupuzha(M)	0	0	0	0	0	0	0	0	0	0	0
<b>District Total</b>	<b>43.149</b>	<b>13.152</b>	<b>569.23</b>	<b>7.032</b>	<b>23.927</b>	<b>49.449</b>	<b>48.38</b>	<b>655.477</b>	<b>411.98</b>	<b>14.232</b>	<b>24.107</b>	
Malappuram	Nilambur	1.315	0.763	17.036	0	3.442	0	0.386	34.629	23.208	0	0
	Wandoor	6.031	0.913	26.122	0	2.315	0	0.2	69.289	65.161	0.222	11.658
	Kalikav	0.45	0.184	7.398	0	0.049	0	0.027	8.815	4.383	0.035	0.395
	Perinthalmanna	3.235	0.966	30.103	0	0.351	0	1.131	51.097	27.217	0.085	2.075
	Mankada	0.895	0.267	16.355	0	0.158	0	0.06	19.527	6.03	0.01	0
	Malappuram	2.201	0.88	38.812	0	0.091	0	0.547	105.664	38.088	0	0
	Arikkode	19.923	8.991	280.859	0	0.098	0	8.267	499.198	163.652	1.29	12.178
	Kondotty	5.691	1.297	165.852	0	0.408	0	0.362	202.814	40.667	0.005	5.162
	Thirurangadi	4.9	1.146	21.49	0	0.009	0	0.155	16.504	25.326	0	0
Thanur	17.167	6.661	28.716	0	0.007	0	0.278	36.452	33.966	0	0	

	Tirur	4.536	0.814	9.263	0	0.009	0	0.274	7.54	18.491	0.005	0
	Kuttippuram	7.087	1.521	19.285	0	0.029	0	1.501	19.258	42.625	0.04	0.692
	Vengara	4.866	7.833	46.964	0	0.099	0	0.416	84.209	35.728	0	0
	Ponnani	2.391	1.585	11.224	0	0	0	0.079	5.371	6.322	0.025	0
	Perumpadappu	1.115	0.473	3.927	0	0	0	0.006	0.071	1.862	0	0
	<b>Block Total</b>	<b>81.803</b>	<b>34.294</b>	<b>723.406</b>	<b>0</b>	<b>7.065</b>	<b>0</b>	<b>13.689</b>	<b>1160.438</b>	<b>532.726</b>	<b>1.717</b>	<b>32.16</b>
	Malappuram (M)	2.456	1.584	17.415	0	0.86	0	0.26	55.596	20.257	0.086	0
	Tirur (M)	3.501	0.757	4.891	0	0.024	0	0.028	18.497	12.852	0.01	0
	Manjeri (M)	0	0	0	0	0	0	0	0.32	0.278	0	0
	Ponnani (M)	2.111	0.987	33.83	0	0.009	0	18.709	219.917	23.088	0.444	1.68
	Perinthalmanna (M)	0	0	0	0	0	0	0	0	0.25	0	0
	Kottakkal(M)	0.595	6.14	4.843	0	0	0	0.014	18.025	8.921	0	0
	Nilambur(M)	2.496	0.35	28.678	0	0	0	0.016	28.781	3.346	0	0
	<b>Municipality Total</b>	<b>11.159</b>	<b>9.818</b>	<b>89.657</b>	<b>0</b>	<b>0.893</b>	<b>0</b>	<b>19.027</b>	<b>341.136</b>	<b>68.992</b>	<b>0.54</b>	<b>1.68</b>
	<b>District Total</b>	<b>92.962</b>	<b>44.112</b>	<b>813.063</b>	<b>0</b>	<b>7.958</b>	<b>0</b>	<b>32.716</b>	<b>1501.574</b>	<b>601.718</b>	<b>2.257</b>	<b>33.84</b>

**Table-16(2)**  
**Block wise Area under Courtyard Crops (Area in cents)**

District	Block	Euphorbia	Other Ornamental Flowers	Banana	Plantain (Fruit)	Plantain	Guava	Gooseberry	Jackfruit	Orange	Mango	Pappaya	
Idukki	Adimali	0	0	21.118	96.079	71.088	14.816	0	18	11	14.057	17.068	
	Devikulam	0	7.805	1.235	3.952	15.808	19.547	0	62	51.23	86.35	44.46	
	Nedumkandam	0.012	0	7.78	114.731	0	15.104	0	35	3.659	50.203	724.698	
	Elamdesom	0	0.198	1.235	1.358	2.1	30.208	0	71	0	49.187	27.17	
	Idukki	0.052	68.417	49.606	10.899	11.78	23.989	0	31	4.574	38.154	34.58	
	Kattappana	0.501	101.764	6.792	3.082	0	12.439	0	3	12.763	6.024	8.892	
	Thodupuzha	0	0	204.639	128.81	194.636	79.075	4.75	545	0	400.622	145.236	
	Azhutha	0	6.323	0	0.37	0	1.777	0	0	0	0	0	
	<b>Block Total</b>		<b>0.565</b>	<b>184.507</b>	<b>292.405</b>	<b>359.281</b>	<b>295.412</b>	<b>196.955</b>	<b>4.75</b>	<b>765</b>	<b>83.226</b>	<b>644.597</b>	<b>1002.104</b>
	Thodupuzha(M)	0	0	0	0	0	0	0	0	0	0	0	
<b>District Total</b>		<b>0.565</b>	<b>184.507</b>	<b>292.405</b>	<b>359.281</b>	<b>295.412</b>	<b>196.955</b>	<b>4.75</b>	<b>765</b>	<b>83.226</b>	<b>644.597</b>	<b>1002.104</b>	
Malappuram	Nilambur	0	0	3.735	18.648	0	2.665	0	8	0	15.061	40.508	
	Wandoor	0	0	3.952	1.976	5.928	0	1.583	30	0	24.097	7.41	
	Kalikav	0	0	0	1.976	6.669	11.55	0	27	0	94.382	45.942	
	Perinthalmanna	0	0	116.002	6.792	9.88	8.884	0	20	0	78.317	34.58	
	Mankada	0	0	1.111	2.84	1.112	12.439	0	22	0	65.264	18.278	
	Malappuram	0	0	0	0.494	0	15.104	0	0	0	96.39	89.414	
	Arikkode	0	0	3.582	41.477	24.947	94.683	19.417	254	0	758.231	123.34	
	Kondotty	0	0	14.697	0.247	0	0	0	20	0	85.346	8.892	
	Thirurangadi	0	0	0	0.247	0	0	3.167	0	0	0	3.458	
	Thanur	0	0	3.582	64.59	1.358	163.481	6.334	970	0	1019.126	225.758	



Tirur	0	0	0	0	0	0.888	0	0	0	0	16.065	2.47
Kuttippuram	0	0	7.656	8.569	8.645	0	0	3	0	0	7.028	0
Vengara	0	0	7.904	1.112	12.35	4.442	0	2	0	0	0	0
Ponnani	0	0	0	0	0	0	0	0	0	0	0	0
Perumpadappu	0	0	0	0	0	0	0	0	0	0	0	0
<b>Block Total</b>	<b>0</b>	<b>0</b>	<b>162.221</b>	<b>148.968</b>	<b>70.889</b>	<b>314.136</b>	<b>30.501</b>	<b>1356</b>	<b>0</b>	<b>0</b>	<b>2259.307</b>	<b>600.05</b>
Malappuram (M)	0	0	107.93	2.717	0	4.442	15.833	4	0	0	18.073	24.7
Tirur (M)	0	0	0	0	0	0	0	0	0	0	0	0
Manjeri (M)	0	0	0	0	0	0	0	0	0	0	0	2.964
Ponnani (M)	0	0	0	0	1.358	0	0	0	0	0	0	2.964
Perinthalmanna (M)	0	0	0	0	0	0	0	0	0	0	0	0
Kottakkal(M)	0	0	0	0	0	0	0	0	0	0	0	0
Nilambur(M)	0	0	18.705	0	0	1.777	0	12	0	0	0	8.892
<b>Municipality Total</b>	<b>0</b>	<b>0</b>	<b>126.635</b>	<b>2.717</b>	<b>1.356</b>	<b>6.219</b>	<b>15.833</b>	<b>16</b>	<b>0</b>	<b>0</b>	<b>18.073</b>	<b>39.52</b>
<b>District Total</b>	<b>0</b>	<b>0</b>	<b>288.856</b>	<b>151.685</b>	<b>72.247</b>	<b>320.355</b>	<b>46.334</b>	<b>1372</b>	<b>0</b>	<b>0</b>	<b>2277.38</b>	<b>639.57</b>

Table-16(2)  
Block wise Area under Courtyard Crops (Area in cents)

District	Block	Pineapple	Sapotta	West Indian Cherry	Cashewnut	Cocoa	Coconut	Fasionfruit	Mulberry	Eggfruit	Rose apple	Strawberry
Idukki	Adimali	0	0	0	10.786	350.868	563.798	0	0	0	0	0
	Devikulam	0	3.167	0	0	0	113.735	0.206	22.217	0	0	0
	Nedumkandam	1.24	3.167	0	0	0	296.4	0	0	0	160.65	0
	Elamdesom	0	0	0	0	0.494	150.497	0.618	0	0	4.016	0
	Idukki	0	3.167	0	1.079	221.764	24.126	0	0	0	2.008	0.022
	Kattappana	0	14.25	0	0	41	15	0	0	0	0	0
	Thodupuzha	16.073	0	0	53.93	101.764	1169.777	0.823	0	0	2.008	0
	Azhutha	0	0	0	126.197	0	0	0	0	0	0	0
	<b>Block Total</b>	<b>17.313</b>	<b>23.751</b>	<b>0</b>	<b>191.992</b>	<b>715.89</b>	<b>2333.333</b>	<b>1.647</b>	<b>22.217</b>	<b>0</b>	<b>168.682</b>	<b>0.022</b>
	Thodupuzha(M)	0	0	0	0	0	0	0	0	0	0	0
<b>District Total *</b>	<b>17.313</b>	<b>23.751</b>	<b>0</b>	<b>191.992</b>	<b>715.89</b>	<b>2333.333</b>	<b>1.647</b>	<b>22.217</b>	<b>0</b>	<b>168.682</b>	<b>0.022</b>	
Malappuram	Nilambur	0	1.583	0.888	23.729	0	11.488	1	0	0	2.008	0
	Wandoor	0.2	4.75	2.665	12.943	0	69.835	0.412	0	0	24.097	0
	Kalikav	0.44	4.75	2.665	8.629	0	106.247	0.206	0	0	2.008	0
	Perinthalmanna	0	3.167	0.888	6.472	0	1406.283	0.206	0	0	12.048	0
	Mankada	0.08	3.167	2.665	44.201	0	45.359	0	0	0	2.008	0
	Malappuram	0	4.75	0	5.393	0	0	0	0	0	24.098	0
	Arikkode	0.12	28.333	0	70.808	0.494	1178.976	0.206	0	4.843	33.13	0
	Kondotty	0	1.583	0.888	85.21	0	1230.405	0.206	0	0	2.008	0
	Thirurangadi	0	1.583	0	0	0	8.043	0	0	0	0	0
	Thanur	9.316	44.333	1.776	204.934	0	21675.11	0	0	0	2.008	0

Tirur	0	0	0	0	0	5.744	0	0	0	0	0
Kuttippuram	0.04	1.583	0	0	0	202.196	0	0	0	0	0
Vengara	0	1.583	0	3.657	0	603.14	0	0	0	32.13	0
Ponnani	0	0	0	0	0	0	0	0	0	0	0
Perumpadappu	0	0	0	0	0	0	0	0	0	0	0
<b>Block Total</b>	<b>10.196</b>	<b>101.165</b>	<b>12.435</b>	<b>465.976</b>	<b>0.494</b>	<b>26542.83</b>	<b>2.236</b>	<b>0</b>	<b>4.843</b>	<b>135.543</b>	<b>0</b>
Malappuram (M)	0.02	7.917	2.665	6.472	0	360.735	0.412	0	0	0	0
Tirur (M)	0	0	0	0	0	0	0	0	0	0	0
Manjeri (M)	0	0	0	0	0	0	0	0	0	0	0
Ponnani (M)	0	0	0	0	0	60.888	0	0	0	0	0
Perinthalmanna (M)	0	0	0	0	0	0	0	0	0	0	0
Kottakkal(M)	0	0	0	0	0	0	0	0	0	8.033	0
Nilambur(M)	0	0	0	0	0	4328.819	0	0	0	0	0
<b>Municipality Total</b>	<b>0.02</b>	<b>7.917</b>	<b>2.665</b>	<b>6.472</b>	<b>0</b>	<b>4750.442</b>	<b>0.412</b>	<b>0</b>	<b>0</b>	<b>8.033</b>	<b>0</b>
<b>District Total</b>	<b>10.216</b>	<b>109.082</b>	<b>15.1</b>	<b>472.448</b>	<b>0.494</b>	<b>31293.27</b>	<b>2.648</b>	<b>0</b>	<b>4.843</b>	<b>143.576</b>	<b>0</b>

Table-16(2)  
Block wise Area under Courtyard Crops (Area in cents)

District	Block	PanineerChampa	Rambuttan	Pomegranate	BabelNarakam	Indian Hog Plum	Mangosteen	Custard apple	Gooseberry(Seema nellikka)	Grapes	Apple	Marathakkall	
Idukki	Adimali	0	0	0	0	0	0	0	0	0	0	0	
	Devikulam	0	0	0	0	0	0	16.055	0	0	4.667	0	
	Nedumkandam	0	0	0	0	0	0	0	0	0	0	0	
	Elamdesom	0	0	0	0	0	0	0	0	0	0	0	
	Idukki	0	0	0	0	0	0	0	0	0	0	0	
	Kattappana	0	0	0	0	0	0	0	0	0	0	0	
	Thodupuzha	0	0	0	0	0	0	0	0	0	0	0	
	Azhutha	0	0	0	0	0	0	0	0	0	0	0	
	<b>Block Total</b>	<b>0</b>	<b>0</b>	<b>0</b>	<b>0</b>	<b>0</b>	<b>0</b>	<b>0</b>	<b>16.055</b>	<b>0</b>	<b>0</b>	<b>4.667</b>	<b>0</b>
	Thodupuzha(M)	0	0	0	0	0	0	0	0	0	0	0	
	<b>District Total</b>	<b>0</b>	<b>0</b>	<b>0</b>	<b>0</b>	<b>0</b>	<b>0</b>	<b>0</b>	<b>16.055</b>	<b>0</b>	<b>0</b>	<b>4.667</b>	<b>0</b>
Malappuram	Nilambur	0	0	0	0	0	0	0	0	0	0	0	
	Wandoor	0	0	0.618	0	0	0	0	0	0	0	0	
	Kalikav	0	0	0	0	0	0	0	0	0	0	0	
	Perinthalmanna	0	0	0	0	0	0	0	0	0	0	0	
	Mankada	0	0	0	0	0	0	0	0	0	0	0	
	Malappuram	0	0	2.47	0	0	0	0	0	0	0	0	
	Arikkode	0	0	0.618	0	0	0	1.235	0	0	0	0	
	Kondotty	0	12.35	0.618	0	0	0	0	0	0	0	0	
	Thirurangadi	0	0	0	0	0	0	0	0	0	0	0	
Thanur	0	0	0	0	0	0	0	0	0	0	0		

Tirur	0	0	0	0	0	0	0	0	0	0	0	0
Kuttippuram	0	0	0.618	0	0	0	0	0	0	0	0	0
Vengara	0	0	1.235	0	0	0	0	0	0	0	0	0
Ponnani	0	0	0	0	0	0	0	0	0	0	0	0
Perumpadappu	0	0	0	0	0	0	0	0	0	0	0	0
<b>Block Total</b>	<b>0</b>	<b>12.35</b>	<b>6.177</b>	<b>0</b>	<b>0</b>	<b>0</b>	<b>1.235</b>	<b>0</b>	<b>0</b>	<b>0</b>	<b>0</b>	<b>0</b>
Malappuram (M)	0	0	0	0	0	0	0	0	0	0	0	0
Tirur (M)	0	0	0	0	0	0	0	0	0	0	0	0
Manjeri (M)	0	0	0	0	0	0	0	0	0	0	0	0
Ponnani (M)	0	0	0	0	0	0	0	0	0	0	0	0
Perinthalmanna (M)	0	0	0	0	0	0	0	0	0	0	0	0
Kottakkal(M)	0	0	0	0	0	0	0	0	0	0	0	0
Nilambur(M)	0	0	0	0	0	0	0	0	0	0	0	0
<b>Municipality Total</b>	<b>0</b>	<b>0</b>	<b>0</b>	<b>0</b>	<b>0</b>	<b>0</b>	<b>0</b>	<b>0</b>	<b>0</b>	<b>0</b>	<b>0</b>	<b>0</b>
<b>District Total</b>	<b>0</b>	<b>12.35</b>	<b>6.177</b>	<b>0</b>	<b>0</b>	<b>0</b>	<b>1.235</b>	<b>0</b>	<b>0</b>	<b>0</b>	<b>0</b>	<b>0</b>

Table-16(2)  
Block wise Area under Courtyard Crops (Area in cents)

District	Block	Sabargil	Plums	Pichees	Arinelli (Red gooseberry)	Lemon small	Lemon big	Other Fruits	Eucalyptus	Kachura	Lemongrass	Palamarose	
Idukki	Adimali	0	0	0	0	0	0	0	0	0	0	0	
	Devikulam	0	21.564	0	0	0	0	78	46.916	0	0	0	
	Nedumkandam	0	0	0	0	320.902	0	0	0	2	0	0	
	Elamdesom	0	0	0	0	0	0	0	0	0	0	0	
	Idukki	0	0	0	0	0	0	0	0.198	0.001	0.009	0	
	Kattappana	0	0	0	0	0	0	0	0	0	0	0	
	Thodupuzha	0	0	0	0	0	0	0	0	0	0	0	
	Azhutha	0	0	0	0	0	0	0	0	0.001	0	0	
	<b>Block Total</b>		<b>0</b>	<b>21.564</b>	<b>0</b>	<b>0</b>	<b>320.902</b>	<b>0</b>	<b>78</b>	<b>47.114</b>	<b>2.002</b>	<b>0.009</b>	<b>0</b>
	Thodupuzha(M)	0	0	0	0	0	0	0	0	0	0	0	
<b>District Total</b>		<b>0</b>	<b>21.564</b>	<b>0</b>	<b>0</b>	<b>320.902</b>	<b>0</b>	<b>78</b>	<b>47.114</b>	<b>2.002</b>	<b>0.009</b>	<b>0</b>	
Malappuram	Nilambur	0	0	0	0	0	0	0	0	0	0	0	
	Wandoor	0	0	0	0	0	0	0	0	0.005	0	0.018	
	Kalikav	0	0	0	0	0	0	0	0	0	0	0	
	Perinthalmanna	0	0	0	0	0	0	0	0	0	0	0	
	Mankada	0	0	0	0	0	0	0	0	0	0.52	0	
	Malappuram	0	0	0	0	0	0	0	0	0	0	0	
	Arikkode	0	0	0	0	0	0	0	0.889	0	0.027	0	
	Kondotty	0	0	0	0	0	0	0	0	0	0	0	
	Thirurangadi	0	0	0	0	0	0	0	0	0	0	0	
Thanur	0	0	0	0	0	0	0	0	0	0	0		

Tirur	0	0	0	0	0	0	0	0	0	0	0	0
Kuttiapuram	0	0	0	0	0	0	0	0	0	0	0	0
Vengara	0	0	0	0	0	0	0	0	0	0	0	0
Ponnani	0	0	0	0	0	0	0	0	0	0	0	0
Perumpadappu	0	0	0	0	0	0	0	0	0	0	0	0
<b>Block Total</b>	<b>0</b>	<b>0</b>	<b>0</b>	<b>0</b>	<b>0</b>	<b>0</b>	<b>0</b>	<b>0</b>	<b>0.889</b>	<b>0.005</b>	<b>0.547</b>	<b>0.018</b>
Malappuram (M)	0	0	0	0	0	0	0	0	0.494	0	0	0
Tirur (M)	0	0	0	0	0	0	0	0	0	0	0	0
Manjeri (M)	0	0	0	0	0	0	0	0	0	0	0	0
Ponnani (M)	0	0	0	0	0	0	0	0	0	0	0	0
Perinthalmanna (M)	0	0	0	0	0	0	0	0	0	0	0	0
Kottakkal(M)	0	0	0	0	0	0	0	0	0	0	0	0
Nilambur(M)	0	0	0	0	0	0	0	0	0	0	0	0
<b>Municipality Total</b>	<b>0</b>	<b>0</b>	<b>0</b>	<b>0</b>	<b>0</b>	<b>0</b>	<b>0</b>	<b>0</b>	<b>0.494</b>	<b>0</b>	<b>0</b>	<b>0</b>
<b>District Total</b>	<b>0</b>	<b>0</b>	<b>0</b>	<b>0</b>	<b>0</b>	<b>0</b>	<b>0</b>	<b>0</b>	<b>1.383</b>	<b>0.005</b>	<b>0.547</b>	<b>0.018</b>

Table-16(2)  
Block wise Area under Courtyard Crops (Area in cents)

District	Block	Khas-Khas	Chethikoduveli	Chenganeerkizhangu	Kasthuripasupar	Sweetflag	Malabarnut	Indianaloe	Chiretta plant	Asparagus	Brahmi	Rauvolfia
Idukki	Adimali	0	0.002	0	0	0	0.006	0.01	0	0	1	0
	Devikulam	0	0	0	0	0	0	0	0	0	0	0
	Nedumkandam	0	0	0	0	0	0	0	0	0	0	0
	Elamdesom	0	0	0	0	0	0	0.033	0	0	0	0
	Idukki	0.018	0.001	0	0	0.004	0	0	0	0	0.022	0
	Kattappana	0	0	0	0	0	0	0	0	0	0	0
	Thodupuzha	0.001	0	0	0.03	0	0.007	0.027	0.001	0.002	0.001	0
	Azhutha	0	0	0	0	0.004	0.001	0.09	0	0	0	0
	<b>Block Total</b>	<b>0.019</b>	<b>0.003</b>	<b>0</b>	<b>0.03</b>	<b>0.008</b>	<b>0.014</b>	<b>0.16</b>	<b>0.001</b>	<b>0.002</b>	<b>1.023</b>	<b>0</b>
	Thodupuzha(M)	0	0	0	0	0	0	0	0	0	0	0
<b>District Total</b>	<b>0.019</b>	<b>0.003</b>	<b>0</b>	<b>0.03</b>	<b>0.008</b>	<b>0.014</b>	<b>0.16</b>	<b>0.001</b>	<b>0.002</b>	<b>1.023</b>	<b>0</b>	
Malappuram	Nilambur	0	0.001	0	0	0	0.001	0.01	0	0	0.001	0
	Wandoor	0.013	0.001	0	0.083	0.004	0.019	0.007	0	0	0.006	0
	Kalikav	0	0.001	0	0	0	0	0.007	0	0	0	0
	Perinthalmanna	0.002	0	0	0.036	0	0.002	0	0	0	0	0
	Mankada	0	0.001	0	0	0	0	0.007	0	0	0	0
	Malappuram	0	0	0	0	0	0	0	0	0	0	0
	Arikkode	0.001	0	0	0	0.002	0.008	0.076	0	0.005	0.1	0
	Kondotty	0	0	0	0	0	0	0.033	0	0	0	0
	Thirurangadi	0	0	0	0	0	0	0	0	0	0	0
Thanur	0	0	0	0	0	0	0	0	0	0.003	0	



Tirur	0	0	0	0	0	0	0	0	0	0	0	0
Kuttiipuram	0	0	0	0	0	0	0	0.01	0	0	0	0
Vengara	0	0	0	0.012	0	0	0	0	0	0	0	0
Ponnani	0	0	0	0	0	0	0	0	0	0	0	0
Perumpadappu	0	0	0	0	0	0	0	0	0	0	0	0
<b>Block Total</b>	<b>0.016</b>	<b>0.004</b>	<b>0</b>	<b>0.131</b>	<b>0.006</b>	<b>0.03</b>	<b>0.15</b>	<b>0</b>	<b>0.005</b>	<b>0.11</b>	<b>0</b>	<b>0</b>
Malappuram (M)	0.003	0	0	0.012	0.002	0	0.003	0	0	0	0	0
Tirur (M)	0	0	0	0	0	0	0	0	0	0	0	0
Manjeri (M)	0	0	0	0	0	0	0	0	0	0	0	0
Ponnani (M)	0	0	0	0	0	0	0.013	0	0	0	0	0
Perinthalmanna (M)	0	0	0	0	0	0	0	0	0	0	0	0
Kottakkal(M)	0	0	0	0	0	0	0	0	0	0	0	0
Nilambur(M)	0	0	0	0	0	0	0	0	0	0	0	0
<b>Municipality Total</b>	<b>0.003</b>	<b>0</b>	<b>0</b>	<b>0.012</b>	<b>0.002</b>	<b>0</b>	<b>0.016</b>	<b>0</b>	<b>0</b>	<b>0</b>	<b>0</b>	<b>0</b>
<b>District Total</b>	<b>0.019</b>	<b>0.004</b>	<b>0</b>	<b>0.143</b>	<b>0.008</b>	<b>0.03</b>	<b>0.166</b>	<b>0</b>	<b>0.005</b>	<b>0.11</b>	<b>0</b>	<b>0</b>

Table-16(2)  
Block wise Area under Courtyard Crops (Area in cents)

District	Block	Iruvell	Sarivan	Palmuthukku	Cowitch	Holibasil	LongPepper	Moovila	Sida	Badinjan	Karumkurinji	Gulancha	
Idukki	Adimali	0	0	0	0	9.824	0	0	0	0	0	0	
	Devikulam	0	0	0	0	0.057	0	0	0	0	0	0	
	Nedumkandam	0	0	0	0	1.556	0	0	0	0	0	0	
	Elamdesom	0	0	0	0	1.007	0	0	0	0	0	0	
	Idukki	0	0	0	0	1.138	0	0	0	0	0	0	
	Kattappana	0	0	0	0	3.729	0	0	0	0	0	0	
	Thodupuzha	0	0	0	0	5.376	0	0.004	1.269	0	0	0	
	Azhutha	0	0	0	0	9.75	0	0	0	0	0	0	
	<b>Block Total</b>		<b>0</b>	<b>0</b>	<b>0</b>	<b>0</b>	<b>32.437</b>	<b>0</b>	<b>0.004</b>	<b>1.269</b>	<b>0</b>	<b>0</b>	<b>0</b>
	Thodupuzha(M)	0	0	0	0	0	0	0	0	0	0	0	
<b>District Total</b>		<b>0</b>	<b>0</b>	<b>0</b>	<b>0</b>	<b>32.437</b>	<b>0</b>	<b>0.004</b>	<b>1.269</b>	<b>0</b>	<b>0</b>	<b>0</b>	
Malappuram	Nilambur	0	0	0	0	1.804	0	0	0	0	0	0	
	Wandoor	0	0	0	0	4.247	0.033	0	0	0	0	0	
	Kalikav	0	0	0	0	0.371	0	0	0	0	0	0	
	Perinthalmanna	0	0	0	0	4.387	0	0	0.046	0	0	0	
	Mankada	0	0	0	0	0.231	0	0	0	0	0	0	
	Malappuram	0	0	0	0	1.159	0	0	0.093	0	0	0	
	Arikkode	0	0	0.013	0	30.264	0.5	0	0	0	0	0	
	Kondotty	0	0	0	0	0.991	0	0	0	0	0	0	
	Thirurangadi	0	0	0	0	0.089	0	0	0.037	0	0	0	
Thanur	0	0	0	0	0.155	0	0	0.093	0	0	0		

Tirur	0	0	0	0	0.018	0	0	0	0	0	0
Kuttiapuram	0	0	0	0	5.762	0	0	0.186	0	0	0
Vengara	0	0	0	0	0.081	0	0	0	0	0	0
Ponnani	0	0	0	0	0.741	0	0	0	0	0	0
Perumpadappu	0	0	0	0	0	0	0	0	0	0	0
<b>Block Total</b>	<b>0</b>	<b>0</b>	<b>0.013</b>	<b>0</b>	<b>50.3</b>	<b>0.533</b>	<b>0</b>	<b>0.455</b>	<b>0</b>	<b>0</b>	<b>0</b>
Malappuram (M)	0	0	0	0	0.572	0	0	0	0	0	0
Tirur (M)	0	0	0	0	0.018	0	0	0	0	0	0
Manjeri (M)	0	0	0	0	0	0	0	0	0	0	0
Ponnani (M)	0	0	0	0	0.012	0	0	0	0	0	0
Perinthalmanna (M)	0	0	0	0	0	0	0	0	0	0	0
Kottakkal(M)	0	0	0	0	0.086	0	0	0	0	0	0
Nilambur(M)	0	0	0	0	0.027	0	0	0	0	0	0
<b>Municipality Total</b>	<b>0</b>	<b>0</b>	<b>0</b>	<b>0</b>	<b>0.715</b>	<b>0</b>	<b>0</b>	<b>0</b>	<b>0</b>	<b>0</b>	<b>0</b>
<b>District Total</b>	<b>0</b>	<b>0</b>	<b>0.013</b>	<b>0</b>	<b>51.015</b>	<b>0.533</b>	<b>0</b>	<b>0.455</b>	<b>0</b>	<b>0</b>	<b>0</b>

**Table-16(2)**  
**Block wise Area under Courtyard Crops (Area in cents)**

District	Block	Asgand	Castor(Eranda)	Forest snake gourd	Other Medicinal Plants	Aracanut	Betelleaf	Cinamon	Clove	Vanlla	Ginger	Mango ginger
Idukki	Adimali	0	0	0	0	99.527	0	0	4.817	0.24	68.1	0
	Devikulam	0	0	0	0	17.342	0	0	0	0	0	0
	Nedumkandam	0	0	0	0	0	0	0	0	20.283	2.047	0.148
	Elamdesom	0	0	0	0	5.326	0.012	0	0	0	0.049	0
	Idukki	0	0	0	0	49.425	0.012	3.293	1.647	0	18.025	0.334
	Kattappana	0.009	0	0	0	11.07	0.012	0	4	0	0	0
	Thodupuzha	0	0.013	0	0	2.23	0	25.523	0	0	5.012	0
	Azhutha	0	0	0	0	3030	0	0	0	0	0	0
	<b>Block Total</b>	<b>0.009</b>	<b>0.013</b>	<b>0</b>	<b>0</b>	<b>3214.92</b>	<b>0.036</b>	<b>28.816</b>	<b>10.464</b>	<b>20.523</b>	<b>93.233</b>	<b>0.482</b>
	Thodupuzha(M)	0	0	0	0	0	0	0	0	0	0	0
<b>District Total</b>	<b>0.009</b>	<b>0.013</b>	<b>0</b>	<b>0</b>	<b>3214.92</b>	<b>0.036</b>	<b>28.816</b>	<b>10.464</b>	<b>20.523</b>	<b>93.233</b>	<b>0.482</b>	
Malappuram	Nilambur	0	0	0	0	2.106	0	0	0	0	0	0
	Wandoor	0	0	0	0	1.982	0.074	0	0	0	0.206	1.315
	Kalikav	0	0	0	0	3.716	0.037	0	0	0	0.409	1.315
	Perinthalmanna	0	0	0	0	23.659	0.012	0	0	0	0.015	0
	Mankada	0	0	0	0	20.067	7.262	0	0	0	8.074	1.315
	Malappuram	0	0	0	0	0	0	0	0	0	0	0
	Arikkode	0	0	0	0	67.873	0	0	0	0	0.908	0
	Kondotty	0	0	0	0	27.376	0	0	0	0	0	0
	Thirurangadi	0	0	0	0	11.396	0	0	0	0	0.002	0
	Thanur	0	0	0	0	6.689	0	0	0	0	0	0

Tirur	0	0	0	0	0	0	0	0	0	0	0	0
Kuttippuram	0	0	0	0	5.202	0.037	0	0	0	0	0.003	0
Vengara	0	0	0	0	4.088	0	0	0	0	0	0	0
Ponnani	0	0	0	0	0	0	0	0	0	0	0	0
Perumpadappu	0	0	0	0	5.326	0	0	0	0	0	0	0
<b>Block Total</b>	<b>0</b>	<b>0</b>	<b>0</b>	<b>0</b>	<b>179.48</b>	<b>7.422</b>	<b>0</b>	<b>0</b>	<b>0</b>	<b>0</b>	<b>9.617</b>	<b>3.945</b>
Malappuram (M)	0	0	0	0	233.25	0.296	0.823	0	0	0	8.181	0.148
Tirur (M)	0	0	0	0	0	0	0	0	0	0	0	0
Manjeri (M)	0	0	0	0	0	0	0	0	0	0	0	0
Ponnani (M)	0	0	0	0	0	0	0	0	0	0	0	0
Perinthalmanna (M)	0	0	0	0	0	0	0	0	0	0	0	0
Kottakkal(M)	0	0	0	0	0	0	0	0	0	0	0	0
Nilambur(M)	0	0	0	0	0	0	0	0	0	0	0.003	0.056
<b>Municipality Total</b>	<b>0</b>	<b>0</b>	<b>0</b>	<b>0</b>	<b>233.25</b>	<b>0.296</b>	<b>0.823</b>	<b>0</b>	<b>0</b>	<b>0</b>	<b>8.184</b>	<b>0.204</b>
<b>District Total</b>	<b>0</b>	<b>0</b>	<b>0</b>	<b>0</b>	<b>412.73</b>	<b>7.718</b>	<b>0.823</b>	<b>0</b>	<b>0</b>	<b>0</b>	<b>17.801</b>	<b>4.149</b>

**Table-16(2)**  
**Block wise Area under Courtyard Crops (Area in cents)**

District	Block	Nutmeg	Pepper	Turmeric	Tamarind	Cardamom	Sarvasugandhi	Garlic	Coriander	Fennel	Other Spices and Condiments	Tea	
Idukki	Adimali	28.76	41.234	42.8	9.172	2.855	0	0	0	0	0	0	
	Devikulam	0	0	1	0	15.848	0	0	0	0	0	0	
	Nedumkandam	10.703	1194.982	1.259	7.55	576	0	0	0	0	0	0	
	Elamdesom	4.117	0	0.122	0	0	0	0	0	0	0	0	
	Idukki	5.763	1122.505	0.592	8.629	24.129	1.544	0	0	0	0	0.2	
	Kattappana	6	84.5	0.019	0	909.902	0	0	0	0	0	0	
	Thodupuzha	5.763	35.127	0.011	28.044	0.286	1.544	0	0	0	0	0	
	Azhutha	0	301.926	0	0	3253.131	0	0	0	0	0	0	
	<b>Block Total</b>	<b>61.106</b>	<b>2780.274</b>	<b>45.803</b>	<b>53.395</b>	<b>4782.151</b>	<b>3.088</b>	<b>0</b>	<b>0</b>	<b>0</b>	<b>0</b>	<b>0</b>	<b>0.2</b>
	Thodupuzha(M)	0	0	0	0	0	0	0	0	0	0	0	0
<b>District Total</b>	<b>61.106</b>	<b>2780.274</b>	<b>45.803</b>	<b>53.395</b>	<b>4782.151</b>	<b>3.088</b>	<b>0</b>	<b>0</b>	<b>0</b>	<b>0</b>	<b>0</b>	<b>0.2</b>	
Malappuram	Nilambur	0	0	0	1.079	0	0	0	0	0	0	0	
	Wandoor	0	12.672	3.827	112.174	0	3.088	0	0	0	0	0	
	Kalikav	0	13.339	1.737	25.886	0	0	0	0	0	0	0	
	Perinthalmanna	0	11.117	0	23.729	0	0	0	0	0	0	0	
	Mankada	0	100.045	2.957	344.074	0	0	0	0	0	0	0	
	Malappuram	0	0	0	0	0	0	0	0	0	0	0	
	Arikkode	9.057	10.005	114.313	159.983	0	0	0	0	0	0	0	
	Kondotty	0	4.002	0.077	0	0	0	0	0	0	0	0	
	Thirurangadi	0	0	0.002	0	0	0	0	0	0	0	0	
Thanur	0	1.779	0	3.236	0	0	0	0	0	0	0		

Tirur	0	0	0	0	0	0	0	0	0	0	0	0
Kuttippuram	0	5.558	0.011	0	0	0	0	0	0	0	0	0
Vengara	0.823	8.893	1	0	0	0	0	0	0	0	0	0
Ponnani	0	0	0	0	0	0	0	0	0	0	0	0
Perumpadappu	0	0	0	0	0	0	0	0	0	0	0	0
<b>Block Total</b>	<b>9.88</b>	<b>167.41</b>	<b>123.924</b>	<b>670.161</b>	<b>0</b>	<b>3.088</b>	<b>0</b>	<b>0</b>	<b>0</b>	<b>0</b>	<b>0</b>	<b>0</b>
Malappuram (M)	3.293	5.78	0.031	60.402	0	0	0	0	0	0	0	0
Tirur (M)	0	0	0	0	0	0	0	0	0	0	0	0
Manjeri (M)	0	0	0	0	0	0	0	0	0	0	0	0
Ponnani (M)	0	0	0	0	0	0	0	0	0	0	0	0
Perinthalmanna (M)	0	0	0	0	0	0	0	0	0	0	0	0
Kottakkal(M)	0	0	0	0	0	0	0	0	0	0	0	0
Nilambur(M)	0	0	0.045	0	0	0	0	0	0	0	0	0
<b>Municipality Total</b>	<b>3.293</b>	<b>5.78</b>	<b>0.076</b>	<b>60.402</b>	<b>0</b>	<b>0</b>	<b>0</b>	<b>0</b>	<b>0</b>	<b>0</b>	<b>0</b>	<b>0</b>
<b>District Total</b>	<b>13.173</b>	<b>173.19</b>	<b>124</b>	<b>730.563</b>	<b>0</b>	<b>3.088</b>	<b>0</b>	<b>0</b>	<b>0</b>	<b>0</b>	<b>0</b>	<b>0</b>

**Table-16(2)**  
**Block wise Area under Courtyard Crops (Area in cents)**

District	Block	Coffee	Rubber	Grantees	Siver Oak	Battle	Other Plantation Crops
Idukki	Adimali	16.842	22	0	0	0	0
	Devikulam	14.853	0	0	0	0	1.5
	Nedumkandam	1318.413	4554.68	0	0	0	0
	Elamdesom	25.521	495.028	0	0	0	0
	Idukki	4081.27	348.606	0	0	0	0
	Kattappana	1645.468	0	0	0	0	0
	Thodupuzha	36.878	10230.03	0	0	0	0
	Azhutha	651.87	0	0	0	0	0
	<b>Block Total</b>	<b>7791.115</b>	<b>15650.35</b>	<b>0</b>	<b>0</b>	<b>0</b>	<b>1.5</b>
	Thodupuzha(M)	0.668	0	0.427	0	0	0
	<b>District Total</b>	<b>7791.783</b>	<b>15650.35</b>	<b>0.427</b>	<b>0</b>	<b>0</b>	<b>1.5</b>
Malappuram	Nilambur	0.501	0	0	0	0	0
	Wandoor	0.167	4.446	0	0	0	0
	Kalikav	0	0	0	0	0	0
	Perinthalmanna	0.334	0	0	0	0	0
	Mankada	0	0	0	0	0	0
	Malappuram	0	0	0	0	0	0
	Arikkode	1.001	0	0	0	0	0
	Kondotty	1.335	0	0	0	0	0
	Thirurangadi	0	0	0	0	0	0
	Thanur	0	0	0	0	0	0



Tirur	0	0	0	0	0	0
Kuttippuram	0	0	0	0	0	0
Vengara	0	0	0	0	0	0
Ponnani	0	0	0	0	0	0
Perumpadappu	0	0	0	0	0	0
<b>Block Total</b>	<b>3.338</b>	<b>4.446</b>	<b>0</b>	<b>0</b>	<b>0</b>	<b>0</b>
Malappuram (M)	0	0	0	0	0	0
Tirur (M)	0	0	0	0	0	0
Manjeri (M)	0	0	0	0	0	0
Ponnani (M)	0	0	0	0	0	0
Perinthalmanna (M)	0	0	0	0	0	0
Kottakkal(M)	0	0	0	0	0	0
Nilambur(M)	0	0	0	0	0	0
<b>Municipality Total</b>	<b>0</b>	<b>0</b>	<b>0</b>	<b>0</b>	<b>0</b>	<b>0</b>
<b>District Total</b>	<b>3.338</b>	<b>4.446</b>	<b>0</b>	<b>0</b>	<b>0</b>	<b>0</b>

**Table-17(1)**  
**Districtwise Area under Orchard Crops (Area in cents)**

District	Amaranthus	Ladiesfinger	Chinese Potato	Bittergourd	Snakegourd	Cucumber	Bottlegourd
Idukki	20.775	0.047	209.2	12.604	6.132	0.741	0.198
Malappuram	0.14	0.34	0	1.089	0.099	0	0.099

District	Pumpkin	Ashgourd	Brinjal	Green Chilly	Tomato	Cabbage	Cauliflower
Idukki	5.535	2.446	7.641	12.661	41.639	2523.945	14.5
Malappuram	1.2	0.667	0.285	0.235	0.152	0.13	0.087

District	Carrot	Beetroot	Potato	Lablabean	Swordbean	Amara (IndianBean)	Wingedbean
Idukki	10015.7	288.013	7165.5	8.004	0	0.004	0
Malappuram	0	0	0	0	2.669	0	0

District	Clovebean	Littlegourd	Ridgegourd	Wingedgourd	Drumstick	Chikumaneese	Curryleaf
Idukki	0.015	4.745	0.593	0	42.69	77.368	0
Malappuram	0	1.297	0	0	0	0	1.581

District	Yard long Beans	Beans	Greenpeas	Breadfruit	Other Vegetables	Anthurium	Orchid
Idukki	2073.857	4927.029	0	0	5781.32	1.04	0.024
Malappuram	5.464	0	0	0	0	1.99	1.051

District	Jasmine	Gladlyolous	Orange Chrysanthimum	Helichonia	Yellow Chrysanthimum	Hibiscus	Rose
Idukki	0.37	0.008	0.004	0	0.002	0.676	0.417
Malappuram	1.779	0	0	0	0.022	0.997	5.044

District	Daliya	Bogainvilla	Euphorbia	Other Ornamental Flowers	Banana	Plantain (Fruit)	Plantain
Idukki	0	0.198	0	0	0.618	500.622	1553.527
Malappuram	0.03	0	0	0	4.9	3.457	0

District	Guava	Gooseberry	Jackfruit	Orange	Mango	Pappaya	Pineapple
Idukki	23.6	20,583	727	266,941	90,366	30,628	0
Malappuram	0.888	0	0	0	4,016	0	0

District	Sapotta	West Indian Cherry	Cashewnut	Cocoa	Coconut	Fasionfruit	Mulberry
Idukki	1,583	3,554	73,345	142,048	1119,949	5	0
Malappuram	0	0	0	0	2,298	0	0

District	Eggfruit	Rose apple	Strawberry	PanineerChampa	Rambuttan	Pomegranate	BabelNarakam
Idukki	0	0	0	0	0	0	0
Malappuram	0	0	0	0	0	0	0

District	Indian Hog Plum	Mangosteen	Custard apple	Gooseberry(Seema nellikka)	Grapes	Apple	Marathakkali
Idukki	0	0	10,497	0	0	114,667	0
Malappuram	0	0	0	0	0	0	0

District	Sabargil	Pluma	Pichees	Arinelli(Red gooseberry)	Lemon small	Lemon big	Other Fruits
Idukki	0	18,008	0	0	0	0	16
Malappuram	0	0	0	0	0	0	0

District	Eucaliptus	Kachura	Lemongrass	Palamarose	Khas-Khas	Chethikoduvelli	Chenganeerkizhangu
Idukki	2210,716	0	57	0	0	0	0
Malappuram	0	0	0	0	0	0	0

District	Kasthuripasupar	Sweetflag	Malabarnut	Indianaloe	Chiretta plant	Asparagus	Brahmi
Idukki	0	0	0	0	0	0	0
Malappuram	0	0	0	1,021	0	0	0.001

District	Rauvolfia	Iruvelli	Sarivan	Palmuthukku	Cowitch	Hollibasil	LongPepper
Idukki	0	0	0	0	0	0.146	0
Malappuram	0	0	0	0	0	0.003	0

CC/Pt. 37/93/2016

District	Moovila	Sida	Badinjan	Karumkurinji	Gulancha	Asgand	Castor(Eranda)
Idukki	0	0	0	0	0	0	0
Malappuram	0	0	0	0	0	0	0

District	Forest snake gourd	Other Medicinal Plants	Aracanut	Betelleaf	Cinamon	Clove	Vanilla
Idukki	0	0	855.887	0	0	1.647	0
Malappuram	0	0	8.849	0	0	0	0

District	Ginger	Mango ginger	Nutmeg	Pepper	Turmeric	Tamarind	Cardamom
Idukki	17.7	0	62.23	29.792	0	6.472	822.677
Malappuram	0	0	0	0.445	0	0	0

District	Sarvasugandhi	Garlic	Corlander	Fennel	Other Spices and Condiments
Idukki	0	0	0	0	0
Malappuram	0	0	0	0	0

District	Tea	Coffee	Rubber	Grantees	Silver Oak	Battle	Other Plantation Crops
Idukki	0	1312.171	35	0	0	0	0
Malappuram	0	0	0	0	0	0	0

**Table-17(2)**  
**Block wise Area under Orchard Crops (Area in cents)**

District	Block	Amaranthus	Ladlesfinger	Chinese Potato	Bittergourd	Snakegourd	Cucumber	Bottlegourd	Pumpkin	Ashgourd	Brinjal	Green Chilly	
Idukki	Adimali	8.101	0.047	193.4	7.805	5.632	0.741	0.198	2.223	2.446	4.223	1.641	
	Devikulam	12.633	0	15.8	4.799	0.5	0	0	3.312	0	3.418	11.02	
	Nedumkandam	0	0	0	0	0	0	0	0	0	0	0	
	Elamdesom	0.041	0	0	0	0	0	0	0	0	0	0	
	Idukki	0	0	0	0	0	0	0	0	0	0	0	
	Kattappana	0	0	0	0	0	0	0	0	0	0	0	
	Thodupuzha	0	0	0	0	0	0	0	0	0	0	0	
	Azhutha	0	0	0	0	0	0	0	0	0	0	0	
	<b>Block Total</b>	<b>20.775</b>	<b>0.047</b>	<b>209.2</b>	<b>12.604</b>	<b>6.132</b>	<b>0.741</b>	<b>0.198</b>	<b>0.198</b>	<b>5.535</b>	<b>2.446</b>	<b>7.641</b>	<b>12.661</b>
	Thodupuzha(M)	0	0	0	0	0	0	0	0	0	0	0	
<b>District Total</b>	<b>20.775</b>	<b>0.047</b>	<b>209.2</b>	<b>12.604</b>	<b>6.132</b>	<b>0.741</b>	<b>0.198</b>	<b>0.198</b>	<b>5.535</b>	<b>2.446</b>	<b>7.641</b>	<b>12.661</b>	
Malappuram	Nilambur	0.102	0.013	0	0.099	0	0	0	0	0	0.018	0	
	Wandoor	0	0	0	0	0	0	0	0	0	0	0	
	Kalikav	0	0	0	0	0	0	0	0	0	0	0	
	Perinthalmanna	0.009	0.027	0	0.198	0	0	0	0	0	0	0.025	
	Mankada	0	0	0	0	0	0	0	0	0	0	0	
	Malappuram	0	0	0	0	0	0	0	0	0	0	0	
	Arikkode	0	0.1	0	0	0	0	0	1.2	0	0	0	
	Kondotty	0.001	0.04	0	0.395	0.099	0	0	0	0	0	0	
	Thirurangadi	0	0	0	0	0	0	0	0	0	0	0	
	Thanur	0.004	0.007	0	0	0	0	0	0	0	0	0.035	
	Tirur	0	0	0	0	0	0	0	0	0	0	0	
	Kuttippuram	0	0.04	0	0	0	0	0	0	0	0.089	0.045	
	Vengara	0.02	0.113	0	0.297	0	0	0.099	0	0.222	0.178	0.08	
	Ponnani	0	0	0	0	0	0	0	0	0.445	0	0	
	Perumpadappu	0	0	0	0	0	0	0	0	0	0	0	
	<b>Block Total</b>	<b>0.136</b>	<b>0.34</b>	<b>0</b>	<b>0.989</b>	<b>0.099</b>	<b>0</b>	<b>0.099</b>	<b>0.099</b>	<b>1.2</b>	<b>0.667</b>	<b>0.285</b>	<b>0.185</b>
Malappuram (M)	0	0	0	0	0	0	0	0	0	0	0		

	Tirur (M)	0	0	0	0	0	0	0	0	0	0	0
	Manjeri (M)	0	0	0	0	0	0	0	0	0	0	0
	Ponnani (M)	0.004	0	0	0.1	0	0	0	0	0	0	0.05
	Perinthalmanna (M)	0	0	0	0	0	0	0	0	0	0	0
	Kottakkal(M)	0	0	0	0	0	0	0	0	0	0	0
	Nilambur(M)	0	0	0	0	0	0	0	0	0	0	0
	<b>Municipality Total</b>	<b>0.004</b>	<b>0</b>	<b>0</b>	<b>0.1</b>	<b>0</b>	<b>0</b>	<b>0</b>	<b>0</b>	<b>0</b>	<b>0</b>	<b>0.05</b>
	<b>District Total</b>	<b>0.14</b>	<b>0.34</b>	<b>0</b>	<b>1.089</b>	<b>0.099</b>	<b>0</b>	<b>0.099</b>	<b>1.2</b>	<b>0.667</b>	<b>0.285</b>	<b>0.235</b>

Table-17(2)  
Block wise Area under Orchard Crops (Area in cents)

District	Block	Tomato	Cabbage	Cauliflower	Carrot	Beetroot	Potato	Lablabean	Swordbean	Amara (IndianBean)	Wingedbean	Clovebean
Idukki	Adimali	0.605	0.045	0	0	0	0	0.004	0	0.004	0	0.015
	Devikuliam	36.08	2523.9	14.5	10015.7	286	7165.5	8	0	0	0	0
	Nedumkandam	0	0	0	0	0	0	0	0	0	0	0
	Elamdesom	0	0	0	0	0	0	0	0	0	0	0
	Idukki	4.954	0	0	0	2.013	0	0	0	0	0	0
	Kattappana	0	0	0	0	0	0	0	0	0	0	0
	Thodupuzha	0	0	0	0	0	0	0	0	0	0	0
	Azhutha	0	0	0	0	0	0	0	0	0	0	0
	<b>Block Total</b>	<b>41.639</b>	<b>2523.945</b>	<b>14.5</b>	<b>10015.7</b>	<b>288.013</b>	<b>7165.5</b>	<b>8.004</b>	<b>0</b>	<b>0.004</b>	<b>0</b>	<b>0.015</b>
	Thodupuzha(M)	0	0	0	0	0	0	0	0	0	0	0
<b>District Total</b>	<b>41.639</b>	<b>2523.945</b>	<b>14.5</b>	<b>10015.7</b>	<b>288.013</b>	<b>7165.5</b>	<b>8.004</b>	<b>0</b>	<b>0.004</b>	<b>0</b>	<b>0.015</b>	
Malappuram	Nilambur	0.018	0.025	0.04	0	0	0	0	0	0	0	0
	Wandoor	0	0	0	0	0	0	0	0	0	0	0
	Kalikav	0	0	0	0	0	0	0	0	0	0	0
	Perinthalmanna	0	0	0	0	0	0	0	0	0	0	0
	Mankada	0	0	0	0	0	0	0	0	0	0	0
	Malappuram	0	0	0	0	0	0	0	0	0	0	0
	Arikkode	0	0	0	0	0	0	0	0	0	0	0

Kondotty	0	0	0	0	0	0	0	0	0	0	0	0
Thirurangadi	0	0	0	0	0	0	0	0	0	0	0	0
Thanur	0	0	0	0	0	0	0	0	0	0	0	0
Tirur	0	0	0	0	0	0	0	2.076	0	0	0	0
Kuttippuram	0.009	0	0	0	0	0	0	0	0	0	0	0
Vengara	0.116	0.095	0.047	0	0	0	0	0.593	0	0	0	0
Ponnani	0	0	0	0	0	0	0	0	0	0	0	0
Perumpadappu	0	0	0	0	0	0	0	0	0	0	0	0
<b>Block Total</b>	<b>0.143</b>	<b>0.12</b>	<b>0.087</b>	<b>0</b>	<b>0</b>	<b>0</b>	<b>0</b>	<b>2.669</b>	<b>0</b>	<b>0</b>	<b>0</b>	<b>0</b>
Malappuram (M)	0	0	0	0	0	0	0	0	0	0	0	0
Tirur (M)	0	0	0	0	0	0	0	0	0	0	0	0
Manjeri (M)	0	0	0	0	0	0	0	0	0	0	0	0
Ponnani (M)	0.009	0.01	0	0	0	0	0	0	0	0	0	0
Perinthalmanna (M)	0	0	0	0	0	0	0	0	0	0	0	0
Kottakkal(M)	0	0	0	0	0	0	0	0	0	0	0	0
Nilambur(M)	0	0	0	0	0	0	0	0	0	0	0	0
<b>Municipality Total</b>	<b>0.009</b>	<b>0.01</b>	<b>0</b>	<b>0</b>	<b>0</b>	<b>0</b>	<b>0</b>	<b>0</b>	<b>0</b>	<b>0</b>	<b>0</b>	<b>0</b>
<b>District Total</b>	<b>0.152</b>	<b>0.13</b>	<b>0.087</b>	<b>0</b>	<b>0</b>	<b>0</b>	<b>0</b>	<b>2.669</b>	<b>0</b>	<b>0</b>	<b>0</b>	<b>0</b>

Table-17(2)  
Block wise Area under Orchard Crops (Area in cents)

District	Block	Littlegourd	Ridgegourd	Wingedgourd	Drumstick	Chikumaneese	Curryleaf	Yard long Beans	Beans	Greenpeas	Breadfruit	Other Vegetables
Idukki	Adimali	4.448	0.593	0	42.69	75.168	0	180.857	5.829	0	0	0
	Devikulam	0	0	0	0	0	0	1893	4921.2	0	0	5781.32
	Nedumkandam	0	0	0	0	0	0	0	0	0	0	0
	Elamdesom	0	0	0	0	0	0	0	0	0	0	0
	Idukki	0	0	0	0	2.2	0	0	0	0	0	0
	Kattappana	0	0	0	0	0	0	0	0	0	0	0
	Thodupuzha	0.297	0	0	0	0	0	0	0	0	0	0
	Azhutha	0	0	0	0	0	0	0	0	0	0	0
	<b>Block Total</b>	<b>4.745</b>	<b>0.593</b>	<b>0</b>	<b>42.69</b>	<b>77.368</b>	<b>0</b>	<b>2073.857</b>	<b>4927.029</b>	<b>0</b>	<b>0</b>	<b>5781.32</b>

	Thodupuzha(M)	0	0	0	0	0	0	0	0	0	0	0
	<b>District Total</b>	<b>4.745</b>	<b>0.593</b>	<b>0</b>	<b>42.69</b>	<b>77.368</b>	<b>0</b>	<b>2073.857</b>	<b>4927.029</b>	<b>0</b>	<b>0</b>	<b>5781.32</b>
Malappuram	Nilambur	1	0	0	0	0	0	2.274	0	0	0	0
	Wandoor	0	0	0	0	0	0	2.4	0	0	0	0
	Kalikav	0	0	0	0	0	0	0	0	0	0	0
	Perinthalmanna	0	0	0	0	0	0	0	0	0	0	0
	Mankada	0	0	0	0	0	0	0	0	0	0	0
	Malappuram	0	0	0	0	0	0	0	0	0	0	0
	Arikkode	0	0	0	0	0	0	0	0	0	0	0
	Kondotty	0	0	0	0	0	0	0	0	0	0	0
	Thirurangadi	0	0	0	0	0	0	0	0	0	0	0
	Thanur	0	0	0	0	0	0	0	0	0	0	0
	Tirur	0	0	0	0	0	0	0	0	0	0	0
	Kuttippuram	0	0	0	0	0	0	0	0	0	0	0
	Vengara	0	0	0	0	0	0.395	0.79	0	0	0	0
	Ponnani	0	0	0	0	0	0	0	0	0	0	0
	Perumpadappu	0.297	0	0	0	0	0	0	0	0	0	0
	<b>Block Total</b>	<b>1.297</b>	<b>0</b>	<b>0</b>	<b>0</b>	<b>0</b>	<b>0.395</b>	<b>5.464</b>	<b>0</b>	<b>0</b>	<b>0</b>	<b>0</b>
	Malappuram (M)	0	0	0	0	0	0	0	0	0	0	0
	Tirur (M)	0	0	0	0	0	0	0	0	0	0	0
	Manjeri (M)	0	0	0	0	0	0	0	0	0	0	0
	Ponnani (M)	0	0	0	0	0	1.186	0	0	0	0	0
	Perinthalmanna (M)	0	0	0	0	0	0	0	0	0	0	0
	Kottakkal(M)	0	0	0	0	0	0	0	0	0	0	0
	Nilambur(M)	0	0	0	0	0	0	0	0	0	0	0
	<b>Municipality Total</b>	<b>0</b>	<b>0</b>	<b>0</b>	<b>0</b>	<b>0</b>	<b>1.186</b>	<b>0</b>	<b>0</b>	<b>0</b>	<b>0</b>	<b>0</b>
	<b>District Total</b>	<b>1.297</b>	<b>0</b>	<b>0</b>	<b>0</b>	<b>0</b>	<b>1.581</b>	<b>5.464</b>	<b>0</b>	<b>0</b>	<b>0</b>	<b>0</b>



Table-17(2)  
Block wise Area under Orchard Crops (Area in cents)

District	Block	Anthurium	Orchid	Jasmine	Gladiyolous	Orange Chrysanthimum	Helichonia	Yellow Chrysanthimum	Hibiscus	Rose	Daliya	Bogainvilla
Idukki	Adimali	0	0	0.148	0	0	0	0	0	0	0	0
	Devikulam	0	0	0	0	0	0	0.002	0.178	0.097	0	0
	Nedumkandam	0	0.017	0	0	0.004	0	0	0	0	0	0
	Elamdesom	0	0	0.222	0	0	0	0	0.142	0.042	0	0
	Idukki	1	0	0	0.008	0	0	0	0	0.139	0	0
	Kattappana	0.04	0	0	0	0	0	0	0.356	0	0	0.198
	Thodupuzha	0	0.007	0	0	0	0	0	0	0.139	0	0
	Azhutha	0	0	0	0	0	0	0	0	0	0	0
	<b>Block Total</b>	<b>1.04</b>	<b>0.024</b>	<b>0.37</b>	<b>0.008</b>	<b>0.004</b>	<b>0</b>	<b>0.002</b>	<b>0.676</b>	<b>0.417</b>	<b>0</b>	<b>0.198</b>
	Thodupuzha(M)	0	0	0	0	0	0	0	0	0	0	0
<b>District Total</b>	<b>1.04</b>	<b>0.024</b>	<b>0.37</b>	<b>0.008</b>	<b>0.004</b>	<b>0</b>	<b>0.002</b>	<b>0.676</b>	<b>0.417</b>	<b>0</b>	<b>0.198</b>	
Malappuram	Nilambur	0	0	0	0	0	0	0	0	0	0	0
	Wandoor	0	0	0	0	0	0	0	0	0	0	0
	Kalikav	0	0	0	0	0	0	0	0	0	0	0
	Perinthalmanna	0.015	0.103	0	0	0	0	0	0	0.097	0.015	0
	Mankada	0	0.02	0	0	0	0	0	0	0	0	0
	Malappuram	0	0.08	0	0	0	0	0	0	0	0	0
	Arikkode	0.105	0.026	0	0	0	0	0	0.463	0.264	0.015	0
	Kondotty	0.28	0.016	0.815	0	0	0	0.002	0	0	0	0
	Thirurangadi	0.065	0.05	0	0	0	0	0.002	0	0.278	0	0
	Thanur	1.3	0.553	0.593	0	0	0	0.016	0.285	3.168	0	0
	Tirur	0.025	0.026	0	0	0	0	0	0	0.181	0	0
	Kuttippuram	0	0.013	0	0	0	0	0.002	0	0.084	0	0
	Vengara	0.055	0.04	0	0	0	0	0	0	0.764	0	0
	Ponnani	0.125	0.007	0.371	0	0	0	0	0	0	0	0
	Perumpadappu	0.02	0.097	0	0	0	0	0	0	0.069	0	0
	<b>Block Total</b>	<b>1.99</b>	<b>1.031</b>	<b>1.779</b>	<b>0</b>	<b>0</b>	<b>0</b>	<b>0.022</b>	<b>0.748</b>	<b>4.905</b>	<b>0.03</b>	<b>0</b>
	Malappuram (M)	0	0	0	0	0	0	0	0	0	0	0
Tirur (M)	0	0.02	0	0	0	0	0	0.142	0.139	0	0	

Manjeri (M)	0	0	0	0	0	0	0	0	0	0	0	0
Ponnani (M)	0	0	0	0	0	0	0	0	0.107	0	0	0
Perinthalmanna (M)	0	0	0	0	0	0	0	0	0	0	0	0
Kottakkal(M)	0	0	0	0	0	0	0	0	0	0	0	0
Nilambur(M)	0	0	0	0	0	0	0	0	0	0	0	0
<b>Municipality Total</b>	<b>0</b>	<b>0.02</b>	<b>0</b>	<b>0</b>	<b>0</b>	<b>0</b>	<b>0</b>	<b>0</b>	<b>0.249</b>	<b>0.139</b>	<b>0</b>	<b>0</b>
<b>District Total</b>	<b>1.99</b>	<b>1.051</b>	<b>1.779</b>	<b>0</b>	<b>0</b>	<b>0</b>	<b>0.022</b>	<b>0.997</b>	<b>5.044</b>	<b>0.03</b>	<b>0</b>	<b>0</b>

Table-17(2)  
Block wise Area under Orchard Crops (Area in cents)

District	Block	Euphorbia	Other Ornamental Flowers	Banana	Plantain (Fruit)	Plantain	Guava	Gooseberry	Jackfruit	Orange	Mango	Pappaya
Idukki	Adimali	0	0	0	30.869	5.064	0	0	0	0	0	0
	Devikulam	0	0	0.618	467.407	1548.463	22.712	20.583	719	266.941	87.354	30.628
	Nedumkandam	0	0	0	0	0	0	0	0	0	0	0
	Elamdesom	0	0	0	0	0	0	0	0	0	0	0
	Idukki	0	0	0	0	0	0	0	0	0	0	0
	Kattappana	0	0	0	0	0	0	0	0	0	0	0
	Thodupuzha	0	0	0	2.346	0	0.888	0	8	0	3.012	0
	Azhutha	0	0	0	0	0	0	0	0	0	0	0
	<b>Block Total</b>	<b>0</b>	<b>0</b>	<b>0.618</b>	<b>500.622</b>	<b>1553.527</b>	<b>23.6</b>	<b>20.583</b>	<b>727</b>	<b>266.941</b>	<b>90.366</b>	<b>30.628</b>
	Thodupuzha(M)	0	0	0	0	0	0	0	0	0	0	0
<b>District Total</b>	<b>0</b>	<b>0</b>	<b>0.618</b>	<b>500.622</b>	<b>1553.527</b>	<b>23.6</b>	<b>20.583</b>	<b>727</b>	<b>266.941</b>	<b>90.366</b>	<b>30.628</b>	
Malappuram	Nilambur	0	0	2.1	2.593	0	0	0	0	0	0	0
	Wandoor	0	0	2.8	0	0	0	0	0	0	0	0
	Kalikav	0	0	0	0	0	0	0	0	0	0	0
	Perinthalmanna	0	0	0	0	0	0	0	0	0	0	0
	Mankada	0	0	0	0	0	0	0	0	0	0	0
	Malappuram	0	0	0	0	0	0	0	0	0	0	0
	Arikkode	0	0	0	0	0	0.888	0	0	0	0	0
	Kondotty	0	0	0	0	0	0	0	0	0	0	0
	Thirurangadi	0	0	0	0	0	0	0	0	0	0	0

Thanur	0	0	0	0.494	0	0	0	0	0	0	1.004	0
Tirur	0	0	0	0	0	0	0	0	0	0	0	0
Kuttippuram	0	0	0	0	0	0	0	0	0	0	0	0
Vengara	0	0	0	0	0	0	0	0	0	0	0	0
Ponnani	0	0	0	0	0	0	0	0	0	0	0	0
Perumpadappu	0	0	0	0	0	0	0	0	0	0	0	0
<b>Block Total</b>	<b>0</b>	<b>0</b>	<b>4.9</b>	<b>3.087</b>	<b>0</b>	<b>0.888</b>	<b>0</b>	<b>0</b>	<b>0</b>	<b>0</b>	<b>1.004</b>	<b>0</b>
Malappuram (M)	0	0	0	0	0	0	0	0	0	0	0	0
Tirur (M)	0	0	0	0	0	0	0	0	0	0	0	0
Manjeri (M)	0	0	0	0	0	0	0	0	0	0	0	0
Ponnani (M)	0	0	0	0.37	0	0	0	0	0	0	3.012	0
Perinthalmanna (M)	0	0	0	0	0	0	0	0	0	0	0	0
Kottakkal(M)	0	0	0	0	0	0	0	0	0	0	0	0
Nilambur(M)	0	0	0	0	0	0	0	0	0	0	0	0
<b>Municipality Total</b>	<b>0</b>	<b>0</b>	<b>0</b>	<b>0.37</b>	<b>0</b>	<b>0</b>	<b>0</b>	<b>0</b>	<b>0</b>	<b>0</b>	<b>3.012</b>	<b>0</b>
<b>District Total</b>	<b>0</b>	<b>0</b>	<b>4.9</b>	<b>3.457</b>	<b>0</b>	<b>0.888</b>	<b>0</b>	<b>0</b>	<b>0</b>	<b>0</b>	<b>4.016</b>	<b>0</b>

**Table-17(2)**  
**Block wise Area under Orchard Crops (Area in cents)**

District	Block	Pineapple	Sapotta	West Indian Cherry	Cashewnut	Cocoa	Coconut	Fasionfruit	Mulberry	Eggfruit	Rose apple	Strawberry
Idukki	Adimali	0	0	3.554	7.55	138.59	174.623	0	0	0	0	0
	Devikulam	0	0	0	65.795	0	887.884	5	0	0	0	0
	Nedumkandam	0	0	0	0	0	0	0	0	0	0	0
	Elamdesom	0	1.583	0	0	0	0	0	0	0	0	0
	Idukki	0	0	0	0	0	0	0	0	0	0	0
	Kattappana	0	0	0	0	0	0	0	0	0	0	0
	Thodupuzha	0	0	0	0	3.458	57.442	0	0	0	0	0
	Azhutha	0	0	0	0	0	0	0	0	0	0	0
	<b>Block Total</b>	<b>0</b>	<b>1.583</b>	<b>3.554</b>	<b>73.345</b>	<b>142.048</b>	<b>1119.949</b>	<b>5</b>	<b>0</b>	<b>0</b>	<b>0</b>	<b>0</b>
	Thodupuzha(M)	0	0	0	0	0	0	0	0	0	0	0
	<b>District Total</b>	<b>0</b>	<b>1.583</b>	<b>3.554</b>	<b>73.345</b>	<b>142.048</b>	<b>1119.949</b>	<b>5</b>	<b>0</b>	<b>0</b>	<b>0</b>	<b>0</b>

Malappuram	Nilambur	0	0	0	0	0	0	0	0	0	0	0
	Wandoor	0	0	0	0	0	0	0	0	0	0	0
	Kalikav	0	0	0	0	0	0	0	0	0	0	0
	Perinthalmanna	0	0	0	0	0	0	0	0	0	0	0
	Mankada	0	0	0	0	0	0	0	0	0	0	0
	Malappuram	0	0	0	0	0	0	0	0	0	0	0
	Arikkode	0	0	0	0	0	2.298	0	0	0	0	0
	Kondotty	0	0	0	0	0	0	0	0	0	0	0
	Thirurangadi	0	0	0	0	0	0	0	0	0	0	0
	Thanur	0	0	0	0	0	0	0	0	0	0	0
	Tirur	0	0	0	0	0	0	0	0	0	0	0
	Kuttippuram	0	0	0	0	0	0	0	0	0	0	0
	Vengara	0	0	0	0	0	0	0	0	0	0	0
	Ponnani	0	0	0	0	0	0	0	0	0	0	0
	Perumpadappu	0	0	0	0	0	0	0	0	0	0	0
	<b>Block Total</b>	<b>0</b>	<b>0</b>	<b>0</b>	<b>0</b>	<b>0</b>	<b>2.298</b>	<b>0</b>	<b>0</b>	<b>0</b>	<b>0</b>	<b>0</b>
	Malappuram (M)	0	0	0	0	0	0	0	0	0	0	0
	Tirur (M)	0	0	0	0	0	0	0	0	0	0	0
	Manjeri (M)	0	0	0	0	0	0	0	0	0	0	0
	Ponnani (M)	0	0	0	0	0	0	0	0	0	0	0
	Perinthalmanna (M)	0	0	0	0	0	0	0	0	0	0	0
	Kottakkal(M)	0	0	0	0	0	0	0	0	0	0	0
	Nilambur(M)	0	0	0	0	0	0	0	0	0	0	0
	<b>Municipality Total</b>	<b>0</b>	<b>0</b>	<b>0</b>	<b>0</b>	<b>0</b>	<b>0</b>	<b>0</b>	<b>0</b>	<b>0</b>	<b>0</b>	<b>0</b>
	<b>District Total</b>	<b>0</b>	<b>0</b>	<b>0</b>	<b>0</b>	<b>0</b>	<b>2.298</b>	<b>0</b>	<b>0</b>	<b>0</b>	<b>0</b>	<b>0</b>

Table-17(2)  
Block wise Area under Orchard Crops (Area in cents)

District	Block	PanineerChampa	Rambuttan	Pomegranate	BabelNarakam	Indian Hog Plum	Mangosteen	Custard apple	Gooseberry(Seema nellikka)	Grapes	Apple	Marathakkall	
Idukki	Adimali	0	0	0	0	0	0	0	0	0	0	0	
	Devikulam	0	0	0	0	0	0	10.497	0	0	114.667	0	
	Nedumkandam	0	0	0	0	0	0	0	0	0	0	0	
	Elamdesom	0	0	0	0	0	0	0	0	0	0	0	
	Idukki	0	0	0	0	0	0	0	0	0	0	0	
	Kattappana	0	0	0	0	0	0	0	0	0	0	0	
	Thodupuzha	0	0	0	0	0	0	0	0	0	0	0	
	Azhutha	0	0	0	0	0	0	0	0	0	0	0	
	<b>Block Total</b>		<b>0</b>	<b>0</b>	<b>0</b>	<b>0</b>	<b>0</b>	<b>0</b>	<b>10.497</b>	<b>0</b>	<b>0</b>	<b>114.667</b>	<b>0</b>
	Thodupuzha(M)	0	0	0	0	0	0	0	0	0	0	0	
	<b>District Total</b>		<b>0</b>	<b>0</b>	<b>0</b>	<b>0</b>	<b>0</b>	<b>0</b>	<b>10.497</b>	<b>0</b>	<b>0</b>	<b>114.667</b>	<b>0</b>
Malappuram	Nilambur	0	0	0	0	0	0	0	0	0	0	0	
	Wandoor	0	0	0	0	0	0	0	0	0	0	0	
	Kaikkav	0	0	0	0	0	0	0	0	0	0	0	
	Perinthalmanna	0	0	0	0	0	0	0	0	0	0	0	
	Mankada	0	0	0	0	0	0	0	0	0	0	0	
	Malappuram	0	0	0	0	0	0	0	0	0	0	0	
	Arikkode	0	0	0	0	0	0	0	0	0	0	0	
	Kondotty	0	0	0	0	0	0	0	0	0	0	0	
	Thirurangadi	0	0	0	0	0	0	0	0	0	0	0	
	Thanur	0	0	0	0	0	0	0	0	0	0	0	
	Tirur	0	0	0	0	0	0	0	0	0	0	0	
	Kuttippuram	0	0	0	0	0	0	0	0	0	0	0	
	Vengara	0	0	0	0	0	0	0	0	0	0	0	
	Ponnani	0	0	0	0	0	0	0	0	0	0	0	
	Perumpadappu	0	0	0	0	0	0	0	0	0	0	0	
	<b>Block Total</b>		<b>0</b>	<b>0</b>	<b>0</b>	<b>0</b>	<b>0</b>	<b>0</b>	<b>0</b>	<b>0</b>	<b>0</b>	<b>0</b>	<b>0</b>
	Malappuram (M)	0	0	0	0	0	0	0	0	0	0	0	
	Tirur (M)	0	0	0	0	0	0	0	0	0	0	0	

Manjeri (M)	0	0	0	0	0	0	0	0	0	0	0	0
Ponnani (M)	0	0	0	0	0	0	0	0	0	0	0	0
Perinthalmanna (M)	0	0	0	0	0	0	0	0	0	0	0	0
Kottakkal(M)	0	0	0	0	0	0	0	0	0	0	0	0
Nilambur(M)	0	0	0	0	0	0	0	0	0	0	0	0
<b>Municipality Total</b>	<b>0</b>	<b>0</b>	<b>0</b>	<b>0</b>	<b>0</b>	<b>0</b>	<b>0</b>	<b>0</b>	<b>0</b>	<b>0</b>	<b>0</b>	<b>0</b>
<b>District Total</b>	<b>0</b>	<b>0</b>	<b>0</b>	<b>0</b>	<b>0</b>	<b>0</b>	<b>0</b>	<b>0</b>	<b>0</b>	<b>0</b>	<b>0</b>	<b>0</b>

Table-17(2)  
Block wise Area under Orchard Crops (Area in cents)

District	Block	Sabargil	Plums	Pichees	Arinelli(Red gooseberry)	Lemon small	Lemon big	Other Fruits	Eucaliptus	Kachura	Lemongrass	Palamarose	
Idukki	Adimali	0	0	0	0	0	0	0	0	0	0	0	
	Devikulam	0	18.008	0	0	0	0	16	2210.716	0	57	0	
	Nedumkandam	0	0	0	0	0	0	0	0	0	0	0	
	Elamdesom	0	0	0	0	0	0	0	0	0	0	0	
	Idukki	0	0	0	0	0	0	0	0	0	0	0	
	Kattappana	0	0	0	0	0	0	0	0	0	0	0	
	Thodupuzha	0	0	0	0	0	0	0	0	0	0	0	
	Azhutha	0	0	0	0	0	0	0	0	0	0	0	
	<b>Block Total</b>	<b>0</b>	<b>18.008</b>	<b>0</b>	<b>0</b>	<b>0</b>	<b>0</b>	<b>0</b>	<b>16</b>	<b>2210.716</b>	<b>0</b>	<b>57</b>	<b>0</b>
	Thodupuzha(M)	0	0	0	0	0	0	0	0	0	0	0	
<b>District Total</b>	<b>0</b>	<b>18.008</b>	<b>0</b>	<b>0</b>	<b>0</b>	<b>0</b>	<b>0</b>	<b>16</b>	<b>2210.716</b>	<b>0</b>	<b>57</b>	<b>0</b>	
Malappuram	Nilambur	0	0	0	0	0	0	0	0	0	0	0	
	Wandoor	0	0	0	0	0	0	0	0	0	0	0	
	Kalikav	0	0	0	0	0	0	0	0	0	0	0	
	Perinthalmanna	0	0	0	0	0	0	0	0	0	0	0	
	Mankada	0	0	0	0	0	0	0	0	0	0	0	
	Malappuram	0	0	0	0	0	0	0	0	0	0	0	
	Arikkode	0	0	0	0	0	0	0	0	0	0	0	
	Kondotty	0	0	0	0	0	0	0	0	0	0	0	
	Thirurangadi	0	0	0	0	0	0	0	0	0	0	0	

Thanur	0	0	0	0	0	0	0	0	0	0	0	0
Tirur	0	0	0	0	0	0	0	0	0	0	0	0
Kuttippuram	0	0	0	0	0	0	0	0	0	0	0	0
Vengara	0	0	0	0	0	0	0	0	0	0	0	0
Ponnani	0	0	0	0	0	0	0	0	0	0	0	0
Perumpadappu	0	0	0	0	0	0	0	0	0	0	0	0
<b>Block Total</b>	<b>0</b>	<b>0</b>	<b>0</b>	<b>0</b>	<b>0</b>	<b>0</b>	<b>0</b>	<b>0</b>	<b>0</b>	<b>0</b>	<b>0</b>	<b>0</b>
Malappuram (M)	0	0	0	0	0	0	0	0	0	0	0	0
Tirur (M)	0	0	0	0	0	0	0	0	0	0	0	0
Manjeri (M)	0	0	0	0	0	0	0	0	0	0	0	0
Ponnani (M)	0	0	0	0	0	0	0	0	0	0	0	0
Perinthalmanna (M)	0	0	0	0	0	0	0	0	0	0	0	0
Kottakkal(M)	0	0	0	0	0	0	0	0	0	0	0	0
Nilambur(M)	0	0	0	0	0	0	0	0	0	0	0	0
<b>Municipality Total</b>	<b>0</b>	<b>0</b>	<b>0</b>	<b>0</b>	<b>0</b>	<b>0</b>	<b>0</b>	<b>0</b>	<b>0</b>	<b>0</b>	<b>0</b>	<b>0</b>
<b>District Total</b>	<b>0</b>	<b>0</b>	<b>0</b>	<b>0</b>	<b>0</b>	<b>0</b>	<b>0</b>	<b>0</b>	<b>0</b>	<b>0</b>	<b>0</b>	<b>0</b>

Table-17(2)  
Block wise Area under Orchard Crops (Area in cents)

District	Block	Khas-Khas	Chethikoduveli	Chenganeerkizhangu	Kasthuripasupar	Sweetflag	Malabarnut	Indianaloe	Chiretta plant	Asparagus	Brahmi	Rauwolfia
Idukki	Adimali	0	0	0	0	0	0	0	0	0	0	0
	Devikulam	0	0	0	0	0	0	0	0	0	0	0
	Nedumkandam	0	0	0	0	0	0	0	0	0	0	0
	Elamdesom	0	0	0	0	0	0	0	0	0	0	0
	Idukki	0	0	0	0	0	0	0	0	0	0	0
	Kattappana	0	0	0	0	0	0	0	0	0	0	0
	Thodupuzha	0	0	0	0	0	0	0	0	0	0	0
	Azhutha	0	0	0	0	0	0	0	0	0	0	0
	<b>Block Total</b>	<b>0</b>	<b>0</b>	<b>0</b>	<b>0</b>	<b>0</b>	<b>0</b>	<b>0</b>	<b>0</b>	<b>0</b>	<b>0</b>	<b>0</b>
	Thodupuzha(M)	0	0	0	0	0	0	0	0	0	0	0
	<b>District Total</b>	<b>0</b>	<b>0</b>	<b>0</b>	<b>0</b>	<b>0</b>	<b>0</b>	<b>0</b>	<b>0</b>	<b>0</b>	<b>0</b>	<b>0</b>

Malappuram	Nilambur	0	0	0	0	0	0	1	0	0	0	0
	Wandoor	0	0	0	0	0	0	0	0	0	0	0
	Kalikav	0	0	0	0	0	0	0	0	0	0	0
	Perinthalmanna	0	0	0	0	0	0	0.007	0	0	0	0
	Mankada	0	0	0	0	0	0	0	0	0	0	0
	Malappuram	0	0	0	0	0	0	0	0	0	0	0
	Arikkode	0	0	0	0	0	0	0	0	0	0	0
	Kondotty	0	0	0	0	0	0	0	0	0	0	0
	Thirurangadi	0	0	0	0	0	0	0	0	0	0	0
	Thanur	0	0	0	0	0	0	0.007	0	0	0.001	0
	Tirur	0	0	0	0	0	0	0	0	0	0	0
	Kuttippuram	0	0	0	0	0	0	0	0	0	0	0
	Vengara	0	0	0	0	0	0	0	0	0	0	0
	Ponnani	0	0	0	0	0	0	0	0	0	0	0
	Perumpadappu	0	0	0	0	0	0	0.007	0	0	0	0
	<b>Block Total</b>	<b>0</b>	<b>0</b>	<b>0</b>	<b>0</b>	<b>0</b>	<b>0</b>	<b>1.021</b>	<b>0</b>	<b>0</b>	<b>0.001</b>	<b>0</b>
	Malappuram (M)	0	0	0	0	0	0	0	0	0	0	0
	Tirur (M)	0	0	0	0	0	0	0	0	0	0	0
	Manjeri (M)	0	0	0	0	0	0	0	0	0	0	0
	Ponnani (M)	0	0	0	0	0	0	0	0	0	0	0
	Perinthalmanna (M)	0	0	0	0	0	0	0	0	0	0	0
	Kottakkal(M)	0	0	0	0	0	0	0	0	0	0	0
	Nilambur(M)	0	0	0	0	0	0	0	0	0	0	0
	<b>Municipality Total</b>	<b>0</b>	<b>0</b>	<b>0</b>	<b>0</b>	<b>0</b>	<b>0</b>	<b>0</b>	<b>0</b>	<b>0</b>	<b>0</b>	<b>0</b>
	<b>District Total</b>	<b>0</b>	<b>0</b>	<b>0</b>	<b>0</b>	<b>0</b>	<b>0</b>	<b>1.021</b>	<b>0</b>	<b>0</b>	<b>0.001</b>	<b>0</b>



Table-17(2)  
Block wise Area under Orchard Crops (Area in cents)

District	Block	Iruvell	Sarivan	Palmuthukku	Cowitch	Holibasil	LongPepper	Moovila	Sida	Badinjan	Kerumkurinji	Gulancha	
Idukki	Adimali	0	0	0	0	0	0	0	0	0	0	0	
	Devikulam	0	0	0	0	0	0	0	0	0	0	0	
	Nedumkandam	0	0	0	0	0	0	0	0	0	0	0	
	Elamdesom	0	0	0	0	0.036	0	0	0	0	0	0	
	Idukki	0	0	0	0	0	0	0	0	0	0	0	
	Kattappana	0	0	0	0	0	0	0	0	0	0	0	
	Thodupuzha	0	0	0	0	0.11	0	0	0	0	0	0	
	Azhutha	0	0	0	0	0	0	0	0	0	0	0	
	<b>Block Total</b>	<b>0</b>	<b>0</b>	<b>0</b>	<b>0</b>	<b>0</b>	<b>0.146</b>	<b>0</b>	<b>0</b>	<b>0</b>	<b>0</b>	<b>0</b>	<b>0</b>
	Thodupuzha(M)	0	0	0	0	0	0	0	0	0	0	0	
	<b>District Total</b>	<b>0</b>	<b>0</b>	<b>0</b>	<b>0</b>	<b>0</b>	<b>0.146</b>	<b>0</b>	<b>0</b>	<b>0</b>	<b>0</b>	<b>0</b>	<b>0</b>
	Malappuram	Nilambur	0	0	0	0	0	0	0	0	0	0	0
		Wandoor	0	0	0	0	0	0	0	0	0	0	0
Kalikav		0	0	0	0	0	0	0	0	0	0	0	
Perinthalmanna		0	0	0	0	0	0	0	0	0	0	0	
Mankada		0	0	0	0	0	0	0	0	0	0	0	
Malappuram		0	0	0	0	0	0	0	0	0	0	0	
Arikkode		0	0	0	0	0	0	0	0	0	0	0	
Kondotty		0	0	0	0	0	0	0	0	0	0	0	
Thirurangadi		0	0	0	0	0	0	0	0	0	0	0	
Thanur		0	0	0	0	0	0	0	0	0	0	0	
Tirur		0	0	0	0	0	0	0	0	0	0	0	
Kuttippuram		0	0	0	0	0	0	0	0	0	0	0	
Vengara		0	0	0	0	0	0	0	0	0	0	0	
Ponnani		0	0	0	0	0	0	0	0	0	0	0	
Perumpadappu		0	0	0	0	0	0	0	0	0	0	0	
<b>Block Total</b>		<b>0</b>	<b>0</b>	<b>0</b>	<b>0</b>	<b>0</b>	<b>0</b>	<b>0</b>	<b>0</b>	<b>0</b>	<b>0</b>	<b>0</b>	<b>0</b>
Malappuram (M)		0	0	0	0	0	0	0	0	0	0	0	
Tirur (M)	0	0	0	0	0	0	0	0	0	0	0		

	Manjeri (M)	0	0	0	0	0	0	0	0	0	0	0
	Ponnani (M)	0	0	0	0	0.003	0	0	0	0	0	0
	Perinthalmanna (M)	0	0	0	0	0	0	0	0	0	0	0
	Kottakkal(M)	0	0	0	0	0	0	0	0	0	0	0
	Nilambur(M)	0	0	0	0	0	0	0	0	0	0	0
	<b>Municipality Total</b>	<b>0</b>	<b>0</b>	<b>0</b>	<b>0</b>	<b>0.003</b>	<b>0</b>	<b>0</b>	<b>0</b>	<b>0</b>	<b>0</b>	<b>0</b>
	<b>District Total</b>	<b>0</b>	<b>0</b>	<b>0</b>	<b>0</b>	<b>0.003</b>	<b>0</b>	<b>0</b>	<b>0</b>	<b>0</b>	<b>0</b>	<b>0</b>

Table-17(2)  
Block wise Area under Orchard Crops (Area in cents)

District	Block	Asgand	Castor(Eranda)	Forest snake gourd	Other Medicinal Plants	Arcanut	Betelleaf	Cinamon	Clove	Vanila	Ginger	Mango ginger
Idukki	Adimali	0	0	0	0	58	0	0	1.647	0	15	0
	Devikulam	0	0	0	0	794.171	0	0	0	0	0	0
	Nedumkandam	0	0	0	0	0	0	0	0	0	0	0
	Elamdesom	0	0	0	0	0	0	0	0	0	0	0
	Idukki	0	0	0	0	0	0	0	0	0	0	0
	Kattappana	0	0	0	0	0	0	0	0	0	0	0
	Thodupuzha	0	0	0	0	3.716	0	0	0	0	0	0
	Azhutha	0	0	0	0	0	0	0	0	0	2.7	0
	<b>Block Total</b>	<b>0</b>	<b>0</b>	<b>0</b>	<b>0</b>	<b>855.887</b>	<b>0</b>	<b>0</b>	<b>1.647</b>	<b>0</b>	<b>17.7</b>	<b>0</b>
	Thodupuzha(M)	0	0	0	0	0	0	0	0	0	0	0
<b>District Total</b>	<b>0</b>	<b>0</b>	<b>0</b>	<b>0</b>	<b>855.887</b>	<b>0</b>	<b>0</b>	<b>1.647</b>	<b>0</b>	<b>17.7</b>	<b>0</b>	
Malappuram	Nilambur	0	0	0	0	0	0	0	0	0	0	0
	Wandoor	0	0	0	0	0	0	0	0	0	0	0
	Kalikav	0	0	0	0	0	0	0	0	0	0	0
	Perinthalmanna	0	0	0	0	0	0	0	0	0	0	0
	Mankada	0	0	0	0	0	0	0	0	0	0	0
	Malappuram	0	0	0	0	0	0	0	0	0	0	0
	Arikkode	0	0	0	0	2.849	0	0	0	0	0	0
	Kondotty	0	0	0	0	0	0	0	0	0	0	0
	Thirurangadi	0	0	0	0	0	0	0	0	0	0	0

Thanur	0	0	0	0	0	0	0	0	0	0	0	0
Tirur	0	0	0	0	0	0	0	0	0	0	0	0
Kuttippuram	0	0	0	0	0	0	0	0	0	0	0	0
Vengara	0	0	0	0	0	0	0	0	0	0	0	0
Ponnani	0	0	0	0	0	0	0	0	0	0	0	0
Perumpadappu	0	0	0	0	0	0	0	0	0	0	0	0
<b>Block Total</b>	<b>0</b>	<b>0</b>	<b>0</b>	<b>0</b>	<b>2.849</b>	<b>0</b>	<b>0</b>	<b>0</b>	<b>0</b>	<b>0</b>	<b>0</b>	<b>0</b>
Malappuram (M)	0	0	0	0	0	0	0	0	0	0	0	0
Tirur (M)	0	0	0	0	0	0	0	0	0	0	0	0
Manjeri (M)	0	0	0	0	0	0	0	0	0	0	0	0
Ponnani (M)	0	0	0	0	6	0	0	0	0	0	0	0
Perinthalmanna (M)	0	0	0	0	0	0	0	0	0	0	0	0
Kottakkal(M)	0	0	0	0	0	0	0	0	0	0	0	0
Nilambur(M)	0	0	0	0	0	0	0	0	0	0	0	0
<b>Municipality Total</b>	<b>0</b>	<b>0</b>	<b>0</b>	<b>0</b>	<b>6</b>	<b>0</b>	<b>0</b>	<b>0</b>	<b>0</b>	<b>0</b>	<b>0</b>	<b>0</b>
<b>District Total</b>	<b>0</b>	<b>0</b>	<b>0</b>	<b>0</b>	<b>8.849</b>	<b>0</b>	<b>0</b>	<b>0</b>	<b>0</b>	<b>0</b>	<b>0</b>	<b>0</b>

Table-17(2)  
Block wise Area under Orchard Crops (Area in cents)

District	Block	Nutmeg	Pepper	Turmeric	Tamarind	Cardamom	Sarvasugandhi	Garlic	Coriander	Fennel	Other Spices and Condiments	Tea
Idukki	Adimali	62.23	10.005	0	0	0	0	0	0	0	0	0
	Devikulam	0	9.782	0	0	822.677	0	0	0	0	0	0
	Nedumkandam	0	0	0	0	0	0	0	0	0	0	0
	Elamdesom	0	0	0	0	0	0	0	0	0	0	0
	Idukki	0	0	0	0	0	0	0	0	0	0	0
	Kattappana	0	0	0	0	0	0	0	0	0	0	0
	Thodupuzha	0	4.002	0	6.472	0	0	0	0	0	0	0
	Azhutha	0	6.003	0	0	0	0	0	0	0	0	0
	<b>Block Total</b>	<b>62.23</b>	<b>29.792</b>	<b>0</b>	<b>6.472</b>	<b>822.677</b>	<b>0</b>	<b>0</b>	<b>0</b>	<b>0</b>	<b>0</b>	<b>0</b>
	Thodupuzha(M)	0	0	0	0	0	0	0	0	0	0	0
	<b>District Total</b>	<b>62.23</b>	<b>29.792</b>	<b>0</b>	<b>6.472</b>	<b>822.677</b>	<b>0</b>	<b>0</b>	<b>0</b>	<b>0</b>	<b>0</b>	<b>0</b>

Malappuram	Nilambur	0	0	0	0	0	0	0	0	0	0	0
	Wandoor	0	0	0	0	0	0	0	0	0	0	0
	Kalikav	0	0	0	0	0	0	0	0	0	0	0
	Perinthalmanna	0	0	0	0	0	0	0	0	0	0	0
	Mankada	0	0	0	0	0	0	0	0	0	0	0
	Malappuram	0	0	0	0	0	0	0	0	0	0	0
	Arikkode	0	0	0	0	0	0	0	0	0	0	0
	Kondotty	0	0	0	0	0	0	0	0	0	0	0
	Thirurangadi	0	0	0	0	0	0	0	0	0	0	0
	Thanur	0	0	0	0	0	0	0	0	0	0	0
	Tirur	0	0	0	0	0	0	0	0	0	0	0
	Kuttippuram	0	0	0	0	0	0	0	0	0	0	0
	Vengara	0	0	0	0	0	0	0	0	0	0	0
	Ponnani	0	0	0	0	0	0	0	0	0	0	0
	Perumpadappu	0	0	0	0	0	0	0	0	0	0	0
	<b>Block Total</b>	<b>0</b>	<b>0</b>	<b>0</b>	<b>0</b>	<b>0</b>	<b>0</b>	<b>0</b>	<b>0</b>	<b>0</b>	<b>0</b>	<b>0</b>
	Malappuram (M)	0	0	0	0	0	0	0	0	0	0	0
	Tirur (M)	0	0	0	0	0	0	0	0	0	0	0
	Manjeri (M)	0	0	0	0	0	0	0	0	0	0	0
	Ponnani (M)	0	0.445	0	0	0	0	0	0	0	0	0
	Perinthalmanna (M)	0	0	0	0	0	0	0	0	0	0	0
	Kottakkal(M)	0	0	0	0	0	0	0	0	0	0	0
	Nilambur(M)	0	0	0	0	0	0	0	0	0	0	0
	<b>Municipality Total</b>	<b>0</b>	<b>0.445</b>	<b>0</b>	<b>0</b>	<b>0</b>	<b>0</b>	<b>0</b>	<b>0</b>	<b>0</b>	<b>0</b>	<b>0</b>
	<b>District Total</b>	<b>0</b>	<b>0.445</b>	<b>0</b>	<b>0</b>	<b>0</b>	<b>0</b>	<b>0</b>	<b>0</b>	<b>0</b>	<b>0</b>	<b>0</b>

**Table-17(2)**  
**Block wise Area under Orchard Crops (Area in cents)**

District	Block	Coffee	Rubber	Grantees	Silver Oak	Battle	Other Plantation Crops
Idukki	Adimali	15	35	0	0	0	0
	Devikulam	1287.171	0	0	0	0	0
	Nedumkandam	0	0	0	0	0	0
	Elamdesom	0	0	0	0	0	0
	Idukki	0	0	0	0	0	0
	Kattappana	0	0	0	0	0	0
	Thodupuzha	0	0	0	0	0	0
	Azhutha	10	0	0	0	0	0
	<b>Block Total</b>	<b>1312.171</b>	<b>35</b>	<b>0</b>	<b>0</b>	<b>0</b>	<b>0</b>
	Thodupuzha(M)	0	0	0	0	0	0
	<b>District Total</b>	<b>1312.171</b>	<b>35</b>	<b>0</b>	<b>0</b>	<b>0</b>	<b>0</b>
	Malappuram	Nilambur	0	0	0	0	0
Wandoor		0	0	0	0	0	0
Kalikav		0	0	0	0	0	0
Perinthalmanna		0	0	0	0	0	0
Mankada		0	0	0	0	0	0
Malappuram		0	0	0	0	0	0
Arikkode		0	0	0	0	0	0
Kondotty		0	0	0	0	0	0
Thirurangadi		0	0	0	0	0	0
Thanur		0	0	0	0	0	0
Tirur		0	0	0	0	0	0
Kuttippuram		0	0	0	0	0	0
Vengara		0	0	0	0	0	0
Ponnani		0	0	0	0	0	0
Perumpadappu		0	0	0	0	0	0
<b>Block Total</b>		<b>0</b>	<b>0</b>	<b>0</b>	<b>0</b>	<b>0</b>	<b>0</b>
<b>Malappuram (M)</b>		<b>0</b>	<b>0</b>	<b>0</b>	<b>0</b>	<b>0</b>	<b>0</b>
Tirur (M)	0	0	0	0	0	0	

	Manjeri (M)	0	0	0	0	0	0
	Ponnani (M)	0	0	0	0	0	0
	Perinthalmanna (M)	0	0	0	0	0	0
	Kottakkal(M)	0	0	0	0	0	0
	Nilambur(M)	0	0	0	0	0	0
	<b>Municipality Total</b>	<b>0</b>	<b>0</b>	<b>0</b>	<b>0</b>	<b>0</b>	<b>0</b>
	<b>District Total</b>	<b>0</b>	<b>0</b>	<b>0</b>	<b>0</b>	<b>0</b>	<b>0</b>

**Table-18(1) A**  
**Districtwise Production under Terrace Crops (In Kg)**

District	Amaranthus	Ladiesfinger	Chinese Potato	Bittergourd	Snakegourd	Cucumber	Bottlegourd	Pumpkin	Ashgourd	Brinjal	Green Chilly	Tomato
Idukki	7.709	50.393	0	658.116	26.676	12.153	0	35.794	904.236	89.089	5502.284	144.944
Malappuram	633.989	478.67	6.42	631.2	704.5	952.9	782.2	1396.4	522.9	384.2	197.27	120.9

District	Cabbage	Cauliflower	Carrot	Beetroot	Potato	Lablabean	Swordbean	Amara (IndianBean)	Wingedbean	Clovebean	Littlegourd	Ridgegourd
Idukki	1221.199	16.806	24.089	0	0.569	360	74.13	3.557	125	0	199.154	0
Malappuram	28.9	61.1	0	0	0	16.19	5675.8	0.1	84.9	20.7	1957.4	5

District	Wingedgourd	Drumstick	Chikumaneese	Curryleaf	Yard long Beans	Beans	Greenpeas	Breadfruit	Other Vegetables
Idukki	0	0	0	13.437	591.896	74.298	0	0	0
Malappuram	0	138	0	0	13664.3	0	0	0	0

Table-19(1) A  
 Districtwise Production under Courtyard Crops

District	Amaranthus	Ladiesfinger	Chinese Potato	Bittergourd	Snakegourd	Cucumber	Bottlegourd	Pumpkin	Ashgourd	Brinjal	Green Chilly	Tomato
Idukki	790.252	838.183	52.346	63815.91	309.03	150.438	94.848	2455.215	539.354	4349.08	1175.41	16850.1
Malappuram	1710.7	923.93	324.06	2285.3	1027.7	1102.8	5862.5	3372.3	1362.2	1080.9	587.43	511

District	Cabbage	Cauliflower	Carrot	Beetroot	Potato	Lablbean	Swordbean	Amara (IndianBean)	Wingedbean	Clovebean	Littlegourd	Ridgegourd
Idukki	32282.826	74.508	27473.191	464.748	40932.854	2022.19	3437.576	599.386	151.267	45.634	3833.718	277.84
Malappuram	89.3	102.4	0	0	0	262.57	5549.2	1.9	71.6	3.3	2734.6	2.9

District	Wingedgourd	Drumstick	Chikumaneese	Curryleaf	Yard long Beans	Beans	Greenpeas	Breadfruit	Other Vegetables
Idukki	44.46	6679.901	6711.591	1453.462	59519.525	24915.7	0	0	7907.76
Malappuram	33	14659.8	18.5	10365.1	17510	0	0	0	0

Table-20(1) A  
 Districtwise Production of Orchard Crops

District	Amaranthus	Ladiesfinger	Chinese Potato	Bittergourd	Snakegourd	Cucumber	Bottlegourd	Pumpkin	Ashgourd	Brinjal	Green Chilly	Tomato
Idukki	829.363	1.867	2060.4	582.212	212.106	59.286	15.808	442.787	220.099	209.733	451.323	3263.38
Malappuram	5.54	6.9	0	35.6	2.5	0	6.9	32	37	7.5	3.61	3.1

District	Cabbage	Cauliflower	Carrot	Beetroot	Potato	Lablbean	Swordbean	Amara (IndianBean)	Wingedbean	Clovebean	Littlegourd	Ridgegourd
Idukki	757182.38	725	701099	14394.63	537412.5	1440.8	0	1.112	0	0.593	564.274	118.56
Malappuram	2.6	1.8	0	0	0	0	18.7	0	0	0	18.6	0

District	Wingedgourd	Drumstick	Chikumaneese	Curryleaf	Yard long Beans	Beans	Greenpeas	Breadfruit	Other Vegetables
Idukki	0	14941.5	4642.084	0	227928.58	197081	0	0	171495
Malappuram	0	0	0	16.8	194.3	0	0	0	0

Table-18(1) B  
Districtwise Production of Terrace Crops

District	Anthurium		Orchid		Jasmine		Gladiolous		Orange Chrysanthimum		Helichonia	
	Nos	Kg	Nos	Kg	Nos	Kg	Nos	Kg	Nos	Kg	Nos	Kg
Idukki	0	1.54	0	0.174	0	10.005		0.024		0.178		0
Malappuram	50	1216	4	759	0	162		0		14.5		0

District	Yellow Chrysanthimum		Hibiscus		Rose		Daliya		Bogainvilla		Other Ornamental Flowers	
	Nos	Kg	Nos	Kg	Nos	Kg	Nos	Kg	Nos	Kg	Nos	Kg
Idukki	0	0.115	0	0	0	150		0		0		0
Malappuram	0	245.5	0	126.5	56	2482.5		15		7.5		0

Table-19(1) B  
Districtwise Production of Courtyard Crops

District	Anthurium		Orchid		Jasmine		Gladiolous		Orange Chrysanthimum		Helichonia	
	Nos	Kg	Nos	Kg	Nos	Kg	Nos	Kg	Nos	Kg	Nos	Kg
Idukki	0	172.063	0	16.687	0	2477.189	5.317	65.71	460.4	0	408.571	10
Malappuram	211	23201.6	106	10851.5	13116	13552.01	0	3112.7	0	2	6530.25	405

District	Yellow Chrysanthimum		Hibiscus		Rose		Daliya		Bogainvilla		Other Ornamental Flowers	
	Nos	Kg	Nos	Kg	Nos	Kg	Nos	Kg	Nos	Kg	Nos	Kg
Idukki	0	408.571	10	13671.77	98	60050.53	6.255	18.8	73.8	0	0	0
Malappuram	2	6530.25	405	48277.85	3223	53632.3	671	466.4	0	0	0	0



**Table-20(1) B**  
**Districtwise Production of Orchard Crops**

District	Anthurium		Orchid		Jasmine		Gladiolous		Orange Chrysanthimum		Heliconia	
	Nos	Kg	Nos	Kg	Nos	Kg	Nos	Kg	Nos	Kg	Nos	Kg
Idukki	0	7.28	0	0	0	3.335	0	0	0	0	0.016	0
Malappuram	0	597.5	0	474	0	36	0	0	0	0	39	0

District	Yellow Chrysanthimum		Hibiscus		Rose		Daliya		Bogainvilla		Other Ornamental Flowers	
	Nos	Kg	Nos	Kg	Nos	Kg	Nos	Kg	Nos	Kg	Nos	Kg
Idukki	0	0.016	0	25.2	0	29.1	0	0	0	0	0	0
Malappuram	0	39	0	42	0	542.5	9	0	0	0	0	0

**Table-18(1) C**  
**Districtwise Production of Terrace Crops**

District	Banana		Plantain (Fruit)		Plantain		Guava		Gooseberry		Jackfruit	
	Nos	Kg	Nos	Kg	Nos	Kg	Nos	Kg	Nos	Kg	Nos	Kg
Idukki		0		5250		0		0		0	0	
Malappuram		0		0		0		0		0	0	

District	Orange		Mango		Pappaya		Pineapple		Sapotta		West Indian Cherry	
	Nos	Kg	Nos	Kg	Nos	Kg	Nos	Kg	Nos	Kg	Nos	Kg
Idukki		0		0		0		0		0		0
Malappuram		0		0		0		0		0		0

District	Cashewnut		Cocoa		Coconut		Fasionfruit		Mulberry		Eggfruit	
	Nos	Kg	Nos	Kg	Nos	Kg	Nos	Kg	Nos	Kg	Nos	Kg
Idukki		0		396	0		0	0		0	0	0
Malappuram		0		0	0		0	0.1		0	0	0

District	Rose apple		Strawberry		PanineerChampa		Rambuttan		Pomegranate		BabelNarakam	
	Nos	Kg	Nos	Kg	Nos	Kg	Nos	Kg	Nos	Kg	Nos	Kg
Idukki		0		0		0		0		0		0
Malappuram		8.5		0		0		0		0		0

District	Indian Hog Plum		Mangosteen		Custard apple		Gooseberry(Seema nellikka)		Grapes		Apple	
	Nos	Kg	Nos	Kg	Nos	Kg	Nos	Kg	Nos	Kg	Nos	Kg
Idukki		0		0		0		0		0.988		0
Malappuram		0		0		0		0		0		0

District	Marathakkali		Sabargil		Plums		Pichees		Arinelli(Red gooseberry)		Lemon small	
	Nos	Kg	Nos	Kg	Nos	Kg	Nos	Kg	Nos	Kg	Nos	Kg
Idukki		0		0		0		0		0		0
Malappuram		0		0		0		0		0		0

District	Lemon big		Other Fruits	
	Nos	Kg	Nos	Kg
Idukki		0		0
Malappuram		0		0

Table-19(1) C  
Districtwise Production of Courtyard Crops

District	Banana		Plantain (Fruit)		Plantain		Guava		Gooseberry		Jackfruit	
	Nos	Kg	Nos	Kg	Nos	Kg	Nos	Kg	Nos	Kg	Nos	Kg
Idukki		13821.63		22067.53		21221.83		2848.318		57		8518
Malappuram		10237.9		2639.9		1306		4965.2		475		12435

District	Orange		Mango		Pappaya		Pineapple		Sapotta		West Indian Cherry	
	Nos	Kg	Nos	Kg	Nos	Kg	Nos	Kg	Nos	Kg	Nos	Kg
Idukki		768.665		59550.43		21252.75		432.837		1656.167		0
Malappuram		0		49831		12415.3		221.4		4610		103.6

District	Cashewnut		Cocoa		Coconut		Fasionfruit		Mulberry		Eggfruit	
	Nos	Kg	Nos	Kg	Nos	Kg	Nos	Kg	Nos	Kg	Nos	Kg
Idukki		676.822		31090.82	49209		0	21.612		333.256	0	0
Malappuram		884.9		0.5	1327203		45	9		0	70	20

District	Rose apple		Strawberry		PanineerChampa		Rambuttan		Pomegranate		BabelNarakam	
	Nos	Kg	Nos	Kg	Nos	Kg	Nos	Kg	Nos	Kg	Nos	Kg
Idukki		6018.365		0.449		0		0		0		0
Malappuram		704		0		0		0.1		105		0

District	Indian Hog Plum		Mangosteen		Custard apple		Gooseberry(Seema nellikka)		Grapes		Apple	
	Nos	Kg	Nos	Kg	Nos	Kg	Nos	Kg	Nos	Kg	Nos	Kg
Idukki		0		0		481.65		0		0		46.667
Malappuram		0		0		34		0		0		0

District	Marathakkali		Sabargil		Plums		Pichees		Arinelli(Red gooseberry)		Lemon small	
	Nos	Kg	Nos	Kg	Nos	Kg	Nos	Kg	Nos	Kg	Nos	Kg
Idukki		0		0		431.286		0		0		4813.536
Malappuram		0		0		0		0		0		0

District	Lemon big		Other Fruits	
	Nos	Kg	Nos	Kg
Idukki		0		5460
Malappuram		0		0

Table-20(1) C  
Districtwise Production of Orchard Crops

District	Banana		Plantain (Fruit)		Plantain		Guava		Gooseberry		Jackfruit	
	Nos	Kg	Nos	Kg	Nos	Kg	Nos	Kg	Nos	Kg	Nos	Kg
Idukki		61.75		56293.06		233029		354.01		1646.667	6651	
Malappuram		189.4		64.3		0		23		0	0	

District	Orange		Mango		Pappaya		Pineapple		Sapotta		West Indian Cherry	
	Nos	Kg	Nos	Kg	Nos	Kg	Nos	Kg	Nos	Kg	Nos	Kg
Idukki		2669.405		30573.78		765.7		0		66.5		213.237
Malappuram		0		88		0		0		0		0

District	Cashewnut		Cocoa		Coconut		Fasionfruit		Mulberry		Eggfruit	
	Nos	Kg	Nos	Kg	Nos	Kg	Nos	Kg	Nos	Kg	Nos	Kg
Idukki		3338.275		17344.5	47868		0	150		0	0	0
Malappuram		0		0	65		0	0		0	0	0

District	Rose apple		Strawberry		PanineerChampa		Rambuttan		Pomegranate		BabelNarakam	
	Nos	Kg	Nos	Kg	Nos	Kg	Nos	Kg	Nos	Kg	Nos	Kg
Idukki		0		0		0		0		0		0
Malappuram		0		0		0		0		0		0

District	Indian Hog Plum		Mangosteen		Custard apple		Gooseberry(Seema nellikka)		Grapes		Apple	
	Nos	Kg	Nos	Kg	Nos	Kg	Nos	Kg	Nos	Kg	Nos	Kg
Idukki		0		0		314.925		0		0		1146.667
Malappuram		0		0		0		0		0		0

District	Marathakkali		Sabargil		Plums		Pichees		Arinelli(Red gooseberry)		Lemon small	
	Nos	Kg	Nos	Kg	Nos	Kg	Nos	Kg	Nos	Kg	Nos	Kg
Idukki		0		0		360.162		0		0		0
Malappuram		0		0		0		0		0		0

District	Lemon big		Other Fruits	
	Nos	Kg	Nos	Kg
Idukki		0		1120
Malappuram		0		0

Table-18(1) D  
Districtwise Production of Terrace Crops

District	Eucaliptus	Kachura	Lemongrass	Palamarose	Khas-Khas	Chethikoduveli	Chenganeerkizhangu	Kasthuripasupar	Sweetflag	Malabarnut
	Kg	Kg	Kg	Kg	Kg	Kg	Kg	Kg	Kg	Kg
Idukki	0	0	0	0	0	0	0	0	0	0
Malappuram	0	0	0	0	0	0	0	0	0	0

District	Indianaloe		Chiretta plant	Asparagus	Brahmi	Palmuthukku	Holibasil		LongPepper	Sida	Asgand
	Nos	Kg	Kg	Kg	Kg	Kg	Nos	Kg	Kg	Kg	Kg
Idukki	0	0	0	0	0	0	1.568	0	0	0	0
Malappuram	1.61	0	0	0	0.1	0	3.68	0	0	0	0

Table-19(1) D  
Districtwise Production of Courtyard Crops

District	Eucaliptus	Kachura	Lemongrass	Palamarose	Khas-Khas	Chethikoduveli	Chenganeerkizhangu	Kasthuripasupar	Sweetflag	Malabarnut
	Kg	Kg	Kg	Kg	Kg	Kg	Kg	Kg	Kg	Kg
Idukki	302	0.1	1	0	0.133	0.1	0	1	3.3	8.4
Malappuram	1.4	0.1	19.8	0.1	0.105	0.12	0	4.72	0.2	751.9

District	Indianaloe		Chiretta plant	Asparagus	Brahmi	Palmuthukku	Holibasil		LongPepper	Sida	Asgand
	Nos	Kg	Kg	Kg	Kg	Kg	Nos	Kg	Kg	Kg	Kg
Idukki	3.719	0	0.2	0.05	2.7	0	640.656	0	0	7.3	1
Malappuram	517.7	15	0	1	2.12	0.5	5552.89	94	2.6	4.9	0

**Table-20(1) D**  
**Districtwise Production of Orchard Crops**

District	Eucaliptus	Kachura	Lemongrass	Palamarose	Khas-Khas	Chethikoduwell	Chenganeerkizhangu	Kasthuripasupar	Sweetflag	Malabarnut
	Kg	Kg	Kg	Kg	Kg	Kg	Kg	Kg	Kg	Kg
Idukki	14650	0	16	0	0	0	0	0	0	0
Malappuram	0	0	0	0	0	0	0	0	0	0

District	Indianalor		Chiretta plant	Asparagus	Brahmi	Palmuthukku	Hollbasil		LongPepper	Sida	Asgand
	Nos	Kg	Kg	Kg	Kg	Kg	Nos	Kg	Kg	Kg	Kg
Idukki	0	0	0	0	0	0	3.34	0	0	0	0
Malappuram	2.2	0	0	0	0	0	6	0	0	0	0

**Table-18(1) E**  
**Districtwise Production under Terrace Crops**

District	Aracanut	Betelleaf	Cinamon	Clove	Vanila	Ginger	Mango ginger
	kg	kg	kg	kg	kg	kg	kg
Idukki	nil	nil	nil	nil	nil	nil	nil
Malappuram	nil	nil	nil	nil	nil	nil	nil

District	Nutmeg	Pepper	Turmeric	Tamarind	Cardamom	Sarvasugandhi	Fennel
	kg	kg	kg	kg	kg	kg	kg
Idukki	nil	nil	nil	nil	nil	nil	nil
Malappuram	nil	nil	nil	nil	nil	nil	nil

**Table-19(1) E**  
**Districtwise Production under Courtyard Crops**

District	Aracanut	Betelleaf	Cinamon	Clove	Vanila	Ginger	Mango ginger
	kg	kg	kg	kg	kg	kg	kg
Idukki	5206.043	0.296	3.8	106.04	0	1463.05	0
Malappuram	1873.2	2.542	3	0	0	355.4	165.9

District	Nutmeg	Pepper	Turmeric	Tamarind	Cardamom	Sarvasugandhi	Fennel
	kg	kg	kg	kg	kg	kg	kg
Idukki	1194.453	2650.805	887.331	372.17	594.513	25	0
Malappuram	19.1	123.4	3744.58	4205.6	0	2.6	0

**Table-20(1) E**  
**Districtwise Production under Orchard Crops**

District	Aracanut	Betelleaf	Cinamon	Clove	Vanila	Ginger	Mango ginger
	kg	kg	kg	kg	kg	kg	kg
Idukki	34138.866	0	0	18.113	0	300	0
Malappuram	7.7	0	0	0	0	0	0

District	Nutmeg	Pepper	Turmeric	Tamarind	Cardamom	Sarvasugandhi	Fennel
	kg	kg	kg	kg	kg	kg	kg
Idukki	2489.2	995.559	0	48.537	2838.708	0	0
Malappuram	0	0	0	0	0	0	0

CCPT 37/93/2016

**Table-18(1) F**  
**Districtwise Production under Terrace Crops**

District	Tea	Coffee	Rubber	Grantees	Siver Oak	Battle	Other Plantation Crops
	kg	kg	kg	kg	kg	kg	kg
Idukki	nil	nil	nil	nil	nil	nil	nil
Malappuram	nil	nil	nil	nil	nil	nil	nil

**Table-19(1) F**  
**Districtwise Production under Courtyard Crops**

District	Tea	Coffee	Rubber	Grantees	Siver Oak	Battle	Other Plantation Crops
	kg	kg	kg	kg	kg	kg	kg
Idukki	0	403.841	3805.072	0	0	0	11.5
Malappuram	0	27.5	49	0	0	0	0

**Table-20(1) F**  
**Districtwise Production under Orchard Crops**

District	Tea	Coffee	Rubber	Grantees	Siver Oak	Battle	Other Plantation Crops
	kg	kg	kg	kg	kg	kg	kg
Idukki	0	12901.71	35	0	0	0	0
Malappuram	0	0	0	0	0	0	0



**Table-18(2) A**  
**Block wise Production of Terrace Crops (in Kg)**

District	Block	Amaranthus	Ladiesfinger	Chinese Potato	Bittergourd	Snakegourd	Cucumber	Bottlegourd	Pumpkin	Ashgourd
Idukki	Adimali	0.059	0.8	0	59.28	14.82	0	0	17.786	20.009
	Devikulam	0	0	0	0	0	0	0	0	0
	Nedumkandam	0	0	0	0	0	0	0	0	0
	Elamdesom	0.136	13.522	0	11.856	2.964	2.223	0	0	0
	Idukki	4.651	0	0	563.16	0	0	0	0	874
	Kattappana	0.17	26.881	0	0	0	5.484	0	18.008	0
	Thodupuzha	2.42	6.762	0	14.928	2.964	0	0	0	10.227
	Azhutha	0	0	0	0	0	0	0	0	0
	<b>Block Total</b>	<b>7.436</b>	<b>47.965</b>	<b>0</b>	<b>649.224</b>	<b>20.748</b>	<b>7.707</b>	<b>0</b>	<b>35.794</b>	<b>904.236</b>
	Thodupuzha(M)	0.273	2.428	0	8.892	5.928	4.446	0	0	0
<b>District Total</b>	<b>7.709</b>	<b>50.393</b>	<b>0</b>	<b>658.116</b>	<b>26.676</b>	<b>12.153</b>	<b>0</b>	<b>35.794</b>	<b>904.236</b>	
Malappuram	Nilambur	0.02	0.3	0	0	0	11.8	0	0	0
	Wandoor	0.26	5.3	0	4.4	0	0	0	0	0
	Kalikav	0.95	1.4	0	8.5	14	6.1	0	56	18.2
	Perinthalmanna	258.21	44	0	34.5	56.7	499.6	71	59	156
	Mankada	4.27	12.7	0	2.4	18.4	0	0	0	0
	Malappuram	8.1	36.8	0	13	18.5	0	44.5	56.3	2.8
	Arikkode	0.27	1.5	0	6.4	28.9	3.2	7.5	0	18.2
	Kondotty	9.109	140.4	0	48.1	7.4	0	23.6	65.9	14
	Thirurangadi	5.6	7.3	0	28.8	27.1	11	47.5	92	25
	Thanur	5.22	10.86	6.3	41.4	145.7	41.5	181.6	251	12
	Tirur	14.39	5.31	0.02	34.7	37.3	8.3	143	97	25
Kuttippuram	57.77	47.8	0	95.1	49.3	27.7	97.7	173	37	
Vengara	4.52	13.9	0	60.9	74.1	17.8	82.8	105	13	

	Ponnani	132.37	17.3	0	53.8	27.7	96.1	49.8	102.2	29.4
	Perumpadappu	108.3	75.5	0	70	28.2	177.8	10.8	121.8	52.7
	<b>Block Total</b>	<b>609.359</b>	<b>420.37</b>	<b>6.32</b>	<b>502</b>	<b>533.3</b>	<b>900.9</b>	<b>759.8</b>	<b>1179.2</b>	<b>403.3</b>
	Malappuram (M)	0.79	2	0	16	0	8.4	18.8	49	18.6
	Tirur (M)	0.09	3.9	0	7.1	7.2	16.6	0	13	12
	Manjeri (M)	0.19	2.8	0	7.2	140	0	0	0	0
	Ponnani (M)	16.26	38.1	0.1	98.9	24	27	3.6	149	89
	Perinthalmanna (M)	7.3	8	0	0	0	0	0	0	0
	Kottakkal(M)	0	3	0	0	0	0	0	6.2	0
	Nilambur(M)	0	0.5	0	0	0	0	0	0	0
	<b>Municipality Total</b>	<b>24.63</b>	<b>58.3</b>	<b>0.1</b>	<b>129.2</b>	<b>171.2</b>	<b>52</b>	<b>22.4</b>	<b>217.2</b>	<b>119.6</b>
	<b>District Total</b>	<b>633.989</b>	<b>478.67</b>	<b>6.42</b>	<b>631.2</b>	<b>704.5</b>	<b>952.9</b>	<b>782.2</b>	<b>1396.4</b>	<b>522.9</b>

Table-18(2) A  
Block wise Production of Terrace Crops (in Kg)

District	Block	Brinjal	Green Chilly	Tomato	Cabbage	Cauliflower	Carrot	Beetroot	Potato	Lablabean
Idukki	Adimali	1.067	0.2	0.889	0	0	0	0	0	360
	Devikulam	0	0	0	0	0	0	0	0	0
	Nedumkandam	0	0	0	0	0	0	0	0	0
	Elamdesom	31.475	1.7	0	0.35	0	0	0	0	0
	Idukki	0	5491.301	115.582	620.377	0	24.089	0	0	0
	Kattappana	12.361	7.883	12.111	292.891	0	0	0	0	0
	Thodupuzha	38.673	0.9	12.805	307.581	16.806	0	0	0.569	0
	Azhutha	0	0	0	0	0	0	0	0	0
	<b>Block Total</b>	<b>83.576</b>	<b>5501.984</b>	<b>141.387</b>	<b>1221.199</b>	<b>16.806</b>	<b>24.089</b>	<b>0</b>	<b>0.569</b>	<b>360</b>

	Thodupuzha(M)	5.513	0.3	3.557	0	0	0	0	0	0
	<b>District Total</b>	<b>89.089</b>	<b>5502.284</b>	<b>144.944</b>	<b>1221.199</b>	<b>16.806</b>	<b>24.089</b>	<b>0</b>	<b>0.569</b>	<b>360</b>
Malappuram	Nilambur	0	1	0	0.4	0	0	0	0	0
	Wandoor	1.2	0.9	0	0	3.9	0	0	0	0
	Kalikav	1.5	1.6	1.2	0	2.6	0	0	0	0.3
	Perinthalmanna	75.2	4.7	4.6	1.9	3	0	0	0	0.03
	Mankada	7.5	5.5	2.8	0.6	2.3	0	0	0	0
	Malappuram	14.6	1.98	1.9	0	0	0	0	0	0
	Arikkode	2.4	0.38	2.7	0.6	0	0	0	0	0
	Kondotty	2.8	4.67	13.9	0	0	0	0	0	0
	Thirurangadi	4.9	4.58	11.5	3.6	3.5	0	0	0	0.16
	Thanur	12.1	1.67	5.9	4.8	5.4	0	0	0	0
	Tirur	2	4.64	8.1	2.1	1	0	0	0	0.27
	Kuttippuram	83.7	70.5	6.7	4.9	3.1	0	0	0	0.63
	Vengara	11.9	3.4	5.7	1.4	2.1	0	0	0	0
	Ponnani	32.8	15.8	13.7	3.7	15.2	0	0	0	0
	Perumpadappu	116.5	66.08	34.8	3.4	9	0	0	0	0.09
	<b>Block Total</b>	<b>369.1</b>	<b>187.4</b>	<b>113.5</b>	<b>27.4</b>	<b>51.1</b>	<b>0</b>	<b>0</b>	<b>0</b>	<b>1.48</b>
	Malappuram (M)	0.4	2.7	1.4	0.2	5.1	0	0	0	0.03
	Tirur (M)	0.3	2	0.2	0	0	0	0	0	0.09
	Manjeri (M)	0	0.1	0.2	0.1	0.8	0	0	0	0
	Ponnani (M)	13	3.73	4.8	1.2	4.1	0	0	0	14.59
	Perinthalmanna (M)	0	0	0	0	0	0	0	0	0
	Kottakkal(M)	1.4	1.28	0.4	0	0	0	0	0	0
	Nilambur(M)	0	0.06	0.4	0	0	0	0	0	0
	<b>Municipality Total</b>	<b>15.1</b>	<b>9.87</b>	<b>7.4</b>	<b>1.5</b>	<b>10</b>	<b>0</b>	<b>0</b>	<b>0</b>	<b>14.71</b>
	<b>District Total</b>	<b>384.2</b>	<b>197.27</b>	<b>120.9</b>	<b>28.9</b>	<b>61.1</b>	<b>0</b>	<b>0</b>	<b>0</b>	<b>16.19</b>

Table-18(2) A  
Block wise Production of Terrace Crops (in Kg)

District	Block	Swordbean	Amara (IndianBean)	Wingedbean	Clovebean	Littlegourd	Ridgegourd	Wingedgourd	Drumstick	Chikumaneese
Idukki	Adimali	0	0	0	0	74.13	0	0	0	0
	Devikulam	0	0	0	0	0	0	0	0	0
	Nedumkandam	0	0	125	0	0	0	0	0	0
	Elamdesom	0	3.557	0	0	16.604	0	0	0	0
	Idukki	0	0	0	0	0	0	0	0	0
	Kattappana	74.13	0	0	0	0	0	0	0	0
	Thodupuzha	0	0	0	0	69.61	0	0	0	0
	Azhutha	0	0	0	0	0	0	0	0	0
	<b>Block Total</b>	<b>74.13</b>	<b>3.557</b>	<b>125</b>	<b>0</b>	<b>160.344</b>	<b>0</b>	<b>0</b>	<b>0</b>	<b>0</b>
	Thodupuzha(M)	0	0	0	0	38.81	0	0	0	0
<b>District Total</b>	<b>74.13</b>	<b>3.557</b>	<b>125</b>	<b>0</b>	<b>199.154</b>	<b>0</b>	<b>0</b>	<b>0</b>	<b>0</b>	
Malappuram	Nilambur	2.6	0	0	10	0	0	0	0	0
	Wandoor	0	0	0	0	0	0	0	0	0
	Kalikav	0	0	0	0	0	0	0	0	0
	Perinthalmanna	894	0	0.3	10	738	0	0	0	0
	Mankada	1758	0	0	0	980.3	0	0	0	0
	Malappuram	0	0	0	0	0	0	0	0	0
	Arikkode	13	0	0	0	5.9	0	0	0	0
	Kondotty	0	0	0	0	0	0	0	0	0
	Thirurangadi	31	0	7.1	0	11	0	0	0	0
	Thanur	20	0	6.8	0	0	0	0	86	0
	Tirur	44.7	0.1	16.2	0.4	0	5	0	52	0
Kuttippuram	135.7	0	11.1	0	0	0	0	0	0	
Vengara	43	0	0	0	2.7	0	0	0	0	

Ponnani	108.3	0	4.5	0	0	0	0	0	0
Perumpadappu	8.1	0	4.9	0	11.9	0	0	0	0
<b>Block Total</b>	<b>3058.4</b>	<b>0.1</b>	<b>50.9</b>	<b>20.4</b>	<b>1749.8</b>	<b>5</b>	<b>0</b>	<b>138</b>	<b>0</b>
Malappuram (M)	9	0	0	0.3	4.2	0	0	0	0
Tirur (M)	22	0	6.2	0	0	0	0	0	0
Manjeri (M)	0	0	0	0	4.4	0	0	0	0
Ponnani (M)	161.4	0	27.8	0	21	0	0	0	0
Perinthalmanna (M)	2425	0	0	0	175	0	0	0	0
Kottakkal(M)	0	0	0	0	0	0	0	0	0
Nilambur(M)	0	0	0	0	3	0	0	0	0
<b>Municipality Total</b>	<b>2617.4</b>	<b>0</b>	<b>34</b>	<b>0.3</b>	<b>207.6</b>	<b>0</b>	<b>0</b>	<b>0</b>	<b>0</b>
<b>District Total</b>	<b>5675.8</b>	<b>0.1</b>	<b>84.9</b>	<b>20.7</b>	<b>1957.4</b>	<b>5</b>	<b>0</b>	<b>138</b>	<b>0</b>

Table-18(2) A

## Block wise Production of Terrace Crops (in Kg)

District	Block	Curryleaf	Yard long Beans	Beans	Greenpeas	Breadfruit	Other Vegetables
Idukki	Adimali	3.952	76.076	71.136	0	0	0
	Devikulam	0	0	0	0	0	0
	Nedumkandam	0	0	0	0	0	0
	Elamdesom	6.323	108.389	0	0	0	0
	Idukki	0	0	0	0	0	0
	Kattappana	0	0	0	0	0	0
	Thodupuzha	3.162	221.666	0	0	0	0
	Azhutha	0	0	0	0	0	0
	<b>Block Total</b>	<b>13.437</b>	<b>406.131</b>	<b>71.136</b>	<b>0</b>	<b>0</b>	<b>0</b>

	Thodupuzha(M)	0	185.765	3.162	0	0	0
	<b>District Total</b>	<b>13.437</b>	<b>591.896</b>	<b>74.298</b>	<b>0</b>	<b>0</b>	<b>0</b>
Malappuram	Nilambur	0	43	0	0	0	0
	Wandoor	0	22	0	0	0	0
	Kalikav	0	112.8	0	0	0	0
	Perinthalmanna	0	883	0	0	0	0
	Mankada	0	71	0	0	0	0
	Malappuram	0	1023.7	0	0	0	0
	Arikkode	0	84.9	0	0	0	0
	Kondotty	0	9210	0	0	0	0
	Thirurangadi	0	333.1	0	0	0	0
	Thanur	0	107.4	0	0	0	0
	Tirur	0	79.4	0	0	0	0
	Kuttippuram	0	437.4	0	0	0	0
	Vengara	0	403.7	0	0	0	0
	Ponnani	0	100.6	0	0	0	0
	Perumpadappu	0	0	0	0	0	0
	<b>Block Total</b>	<b>0</b>	<b>12912</b>	<b>0</b>	<b>0</b>	<b>0</b>	<b>0</b>
	Malappuram (M)	0	218.5	0	0	0	0
	Tirur (M)	0	6.8	0	0	0	0
	Manjeri (M)	0	0	0	0	0	0
	Ponnani (M)	0	410	0	0	0	0
	Perinthalmanna (M)	0	0	0	0	0	0
	Kottakkal(M)	0	15	0	0	0	0
	Nilambur(M)	0	102	0	0	0	0
	<b>Municipality Total</b>	<b>0</b>	<b>752.3</b>	<b>0</b>	<b>0</b>	<b>0</b>	<b>0</b>
	<b>District Total</b>	<b>0</b>	<b>13664.3</b>	<b>0</b>	<b>0</b>	<b>0</b>	<b>0</b>

**Table-18(2)B**  
**Block wise Production of Terrace Crops**

District	Block	Anthurium		Orchid		Jasmine		Gladiolous	
		Nos	Kg	Nos	Kg	Nos	Kg	Nos	Kg
Idukki	Adimali	0	0.91	0	0	0	0		0.013
	Devikulam	0	0	0	0	0	0		0
	Nedumkandam	0	0	0	0	0	0		0
	Elamdesom	0	0	0	0.107	0	0		0
	Idukki	0	0	0	0	0	0		0.011
	Kattappana	0	0.28	0	0	0	0		0
	Thodupuzha	0	0	0	0	0	3.335		0
	Azhutha	0	0	0	0	0	0		0
	<b>Block Total</b>	<b>0</b>	<b>1.19</b>	<b>0</b>	<b>0.107</b>	<b>0</b>	<b>3.335</b>	<b>0</b>	<b>0.024</b>
	Thodupuzha(M)	0	0.35	0	0.067	0	6.67		0
<b>District Total</b>	<b>0</b>	<b>1.54</b>	<b>0</b>	<b>0.174</b>	<b>0</b>	<b>10.005</b>	<b>0</b>	<b>0.024</b>	
Malappuram	Nilambur	0	0	0	0	0	0		0
	Wandoor	0	7.5	0	9	0	0		0
	Kalikav	0	15	0	15	0	7.5		0
	Perinthalmanna	0	24	0	33	0	10.5		0
	Mankada	0	0	0	7.5	0	0		0
	Malappuram	0	0	0	0	0	0		0
	Arikkode	0	55.5	0	3	0	6		0
	Kondotty	0	28.5	0	7.5	0	60		0
	Thirurangadi	0	61.5	0	16.5	0	4.5		0
	Thanur	0	78	0	21	0	15		0
	Tirur	0	168	0	84	0	10.5		0
	Kuttippuram	0	173.5	0	70.5	0	7.5		0

Vengara	0	57	0	30	0	0		0
Ponnani	0	369	0	312	0	4.5		0
Perumpadappu	25	7.5	2	21	0	9		0
<b>Block Total</b>	<b>25</b>	<b>1045</b>	<b>2</b>	<b>630</b>	<b>0</b>	<b>135</b>	<b>0</b>	<b>0</b>
Malappuram (M)	0	0	0	7.5	0	6		0
Tirur (M)	0	102	0	67.5	0	1.5		0
Manjeri (M)	0	7.5	0	0	0	0		0
Ponnani (M)	25	61.5	2	54	0	19.5		0
Perinthalmanna (M)	0	0	0	0	0	0		0
Kottakkal(M)	0	0	0	0	0	0		0
Nilambur(M)	0	0	0	0	0	0		0
<b>Municipality Total</b>	<b>25</b>	<b>171</b>	<b>2</b>	<b>129</b>	<b>0</b>	<b>27</b>	<b>0</b>	<b>0</b>
<b>District Total</b>	<b>50</b>	<b>1216</b>	<b>4</b>	<b>759</b>	<b>0</b>	<b>162</b>	<b>0</b>	<b>0</b>

Table-18(2)B  
Block wise Production of Terrace Crops

District	Block	Orange Chrysanthimum		Helichonia		Yellow Chrysanthimum		Hibiscus	
		Nos	Kg	Nos	Kg	Nos	Kg	Nos	Kg
Idukki	Adimali		0		0	0	0	0	0
	Devikulam		0		0	0	0	0	0
	Nedumkandam		0		0	0	0.041	0	0
	Elamdesom		0.178		0	0	0.033	0	0
	Idukki		0		0	0	0	0	0
	Kattappana		0		0	0	0	0	0
	Thodupuzha		0		0	0	0	0	0



	Azhutha		0		0	0	0	0	0
	<b>Block Total</b>	<b>0</b>	<b>0.178</b>	<b>0</b>	<b>0</b>	<b>0</b>	<b>0.074</b>	<b>0</b>	<b>0</b>
	Thodupuzha(M)		0		0	0	0.041	0	0
	<b>District Total</b>	<b>0</b>	<b>0.178</b>	<b>0</b>	<b>0</b>	<b>0</b>	<b>0.115</b>	<b>0</b>	<b>0</b>
Malappuram	Nilambur		10		0	0	0	0	0
	Wandoor		0		0	0	1.5	0	0
	Kalikav		0		0	0	0	0	0
	Perinthalmanna		0		0	0	17.5	0	3
	Mankada		0		0	0	4.5	0	0
	Malappuram		0		0	0	0	0	0
	Arikkode		0		0	0	1.5	0	20
	Kondotty		0		0	0	15	0	43.5
	Thirurangadi		0		0	0	0	0	6
	Thanur		0		0	0	0	0	3
	Tirur		0		0	0	4.5	0	12
	Kuttippuram		0		0	0	0	0	0
	Vengara		0		0	0	0	0	0
	Ponnani		0		0	0	24	0	3
	Perumpadappu		0		0	0	0	0	0
	<b>Block Total</b>	<b>0</b>	<b>10</b>	<b>0</b>	<b>0</b>	<b>0</b>	<b>68.5</b>	<b>0</b>	<b>90.5</b>
	<b>Malappuram (M)</b>		<b>0</b>		<b>0</b>	<b>0</b>	<b>0</b>	<b>0</b>	<b>18</b>
	<b>Tirur (M)</b>		<b>0</b>		<b>0</b>	<b>0</b>	<b>0</b>	<b>0</b>	<b>6</b>
	<b>Manjeri (M)</b>		<b>0</b>		<b>0</b>	<b>0</b>	<b>0</b>	<b>0</b>	<b>0</b>
	<b>Ponnani (M)</b>		<b>4.5</b>		<b>0</b>	<b>0</b>	<b>177</b>	<b>0</b>	<b>12</b>
	<b>Perinthalmanna (M)</b>		<b>0</b>		<b>0</b>	<b>0</b>	<b>0</b>	<b>0</b>	<b>0</b>
	<b>Kottakkal(M)</b>		<b>0</b>		<b>0</b>	<b>0</b>	<b>0</b>	<b>0</b>	<b>0</b>
	<b>Nilambur(M)</b>		<b>0</b>		<b>0</b>	<b>0</b>	<b>0</b>	<b>0</b>	<b>0</b>
	<b>Municipality Total</b>	<b>0</b>	<b>4.5</b>	<b>0</b>	<b>0</b>	<b>0</b>	<b>177</b>	<b>0</b>	<b>36</b>
	<b>District Total</b>	<b>0</b>	<b>14.5</b>	<b>0</b>	<b>0</b>	<b>0</b>	<b>245.5</b>	<b>0</b>	<b>126.5</b>

Table-18(2)B  
Block wise Production of Terrace Crops

District	Block	Rose		Daliya		Bogainvilla		Other Ornamental Flowers	
		Nos	Kg	Nos	Kg	Nos	Kg	Nos	Kg
Idukki	Adimali	0	0		0		0		0
	Devikulam	0	0		0		0		0
	Nedumkandam	0	0		0		0		0
	Elamdesom	0	0		0		0		0
	Idukki	0	0		0		0		0
	Kattappana	0	70		0		0		0
	Thodupuzha	0	0		0		0		0
	Azhutha	0	0		0		0		0
	<b>Block Total</b>	<b>0</b>	<b>70</b>	<b>0</b>	<b>0</b>	<b>0</b>	<b>0</b>	<b>0</b>	<b>0</b>
	Thodupuzha(M)	0	80		0		0		0
	<b>District Total</b>	<b>0</b>	<b>150</b>	<b>0</b>	<b>0</b>	<b>0</b>	<b>0</b>	<b>0</b>	<b>0</b>
Malappuram	Nilambur	26	6		0		0		0
	Wandoor	0	0		0		0		0
	Kalikav	0	0		0		0		0
	Perinthalmanna	0	49.5		0		0		0
	Mankada	0	7.5		0		0		0
	Malappuram	0	1.5		0		0		0
	Arikkode	0	82		4.5		0		0
	Kondotty	0	129		0		0		0
	Thirurangadi	0	247		0		0		0
	Thanur	0	342		0		0		0
	Tirur	0	362		0		0		0
	Kuttippuram	0	227.5		0		0		0
	Vengara	0	100		0		0		0

	Ponnani	30	307		0		0		0
	Perumpadappu	0	75		0		0		0
	<b>Block Total</b>	<b>56</b>	<b>1936</b>	<b>0</b>	<b>4.5</b>	<b>0</b>	<b>0</b>	<b>0</b>	<b>0</b>
	Malappuram (M)	0	7.5		0		0		0
	Tirur (M)	0	37.5		0		0		0
	Manjeri (M)	0	1.5		0		0		0
	Ponnani (M)	0	491		10.5		7.5		0
	Perinthalmanna (M)	0	0		0		0		0
	Kottakkal(M)	0	0		0		0		0
	Nilambur(M)	0	9		0		0		0
	<b>Municipality Total</b>	<b>0</b>	<b>546.5</b>	<b>0</b>	<b>10.5</b>	<b>0</b>	<b>7.5</b>	<b>0</b>	<b>0</b>
	<b>District Total</b>	<b>56</b>	<b>2482.5</b>	<b>0</b>	<b>15</b>	<b>0</b>	<b>7.5</b>	<b>0</b>	<b>0</b>

Table-18(2) C  
Block wise Production of Terrace Crops

District	Block	Banana	Plantain (Fruit)	Plantain	Guava	Gooseberry	Jackfruit	Orange	Mango
		Kg	Kg	Kg	Kg	Kg	Nos	Kg	Kg
Idukki	Adimali	0	5250	0	0	0	0	0	0
	Devikulam	0	0	0	0	0	0	0	0
	Nedumkandam	0	0	0	0	0	0	0	0
	Elamdesom	0	0	0	0	0	0	0	0
	Idukki	0	0	0	0	0	0	0	0
	Kattappana	0	0	0	0	0	0	0	0
	Thodupuzha	0	0	0	0	0	0	0	0
	Azhutha	0	0	0	0	0	0	0	0
	<b>Block Total</b>	<b>0</b>	<b>5250</b>	<b>0</b>	<b>0</b>	<b>0</b>	<b>0</b>	<b>0</b>	<b>0</b>

	Thodupuzha(M)	0	0	0	0	0	0	0	0
	<b>District Total</b>	<b>0</b>	<b>5250</b>	<b>0</b>	<b>0</b>	<b>0</b>	<b>0</b>	<b>0</b>	<b>0</b>
Malappuram	Nilambur	0	0	0	0	0	0	0	0
	Wandoor	0	0	0	0	0	0	0	0
	Kalikav	0	0	0	0	0	0	0	0
	Perinthalmanna	0	0	0	0	0	0	0	0
	Mankada	0	0	0	0	0	0	0	0
	Malappuram	0	0	0	0	0	0	0	0
	Arikkode	0	0	0	0	0	0	0	0
	Kondotty	0	0	0	0	0	0	0	0
	Thirurangadi	0	0	0	0	0	0	0	0
	Thanur	0	0	0	0	0	0	0	0
	Tirur	0	0	0	0	0	0	0	0
	Kuttippuram	0	0	0	0	0	0	0	0
	Vengara	0	0	0	0	0	0	0	0
	Ponnani	0	0	0	0	0	0	0	0
	Perumpadappu	0	0	0	0	0	0	0	0
	<b>Block Total</b>	<b>0</b>	<b>0</b>	<b>0</b>	<b>0</b>	<b>0</b>	<b>0</b>	<b>0</b>	<b>0</b>
	Malappuram (M)	0	0	0	0	0	0	0	0
	Tirur (M)	0	0	0	0	0	0	0	0
	Manjeri (M)	0	0	0	0	0	0	0	0
	Ponnani (M)	0	0	0	0	0	0	0	0
	Perinthalmanna (M)	0	0	0	0	0	0	0	0
	Kottakkal(M)	0	0	0	0	0	0	0	0
	Nilambur(M)	0	0	0	0	0	0	0	0
	<b>Municipality Total</b>	<b>0</b>	<b>0</b>	<b>0</b>	<b>0</b>	<b>0</b>	<b>0</b>	<b>0</b>	<b>0</b>
	<b>District Total</b>	<b>0</b>	<b>0</b>	<b>0</b>	<b>0</b>	<b>0</b>	<b>0</b>	<b>0</b>	<b>0</b>

Table-18(2) C  
Block wise Production of Terrace Crops

District	Block	Pappaya	Pineapple	Sapotta	West Indian Cherry	Cashewnut	Cocoa	Coconut	Passion Fruit		Mulberry
		Kg	Kg	Kg	Kg	Kg	Kg	Nos	Kg	Nos	Kg
Idukki	Adimali	0	0	0	0	0	0	0	0	0	0
	Devikulam	0	0	0	0	0	0	0	0	0	0
	Nedumkandam	0	0	0	0	0	0	0	0	0	0
	Elamdesom	0	0	0	0	0	0	0	0	0	0
	Idukki	0	0	0	0	0	396	0	0	0	0
	Kattappana	0	0	0	0	0	0	0	0	0	0
	Thodupuzha	0	0	0	0	0	0	0	0	0	0
	Azhutha	0	0	0	0	0	0	0	0	0	0
	<b>Block Total</b>	0	0	0	0	0	396	0	0	0	0
	Thodupuzha(M)	0	0	0	0	0	0	0	0	0	0
	<b>District Total</b>	0	0	0	0	0	396	0	0	0	0
Malappuram	Nilambur	0	0	0	0	0	0	0	0	0	0
	Wandoor	0	0	0	0	0	0	0	0	0	0
	Kalikav	0	0	0	0	0	0	0	0	0	0
	Perinthalmanna	0	0	0	0	0	0	0	0	0	0
	Mankada	0	0	0	0	0	0	0	0	0	0
	Malappuram	0	0	0	0	0	0	0	0	0	0
	Arikkode	0	0	0	0	0	0	0	0	0	0
	Kondotty	0	0	0	0	0	0	0	0	0	0
	Thirurangadi	0	0	0	0	0	0	0	0	0	0
	Thanur	0	0	0	0	0	0	0	0	0	0
	Tirur	0	0	0	0	0	0	0	0	0	0

	Kuttippuram	0	0	0	0	0	0	0	0	0	0
	Vengara	0	0	0	0	0	0	0	0	0	0
	Ponnani	0	0	0	0	0	0	0	0	0	0
	Perumpadappu	0	0	0	0	0	0	0	0	0	0
	<b>Block Total</b>	<b>0</b>	<b>0</b>	<b>0</b>	<b>0</b>	<b>0</b>	<b>0</b>	<b>0</b>	<b>0</b>	<b>0</b>	<b>0</b>
	Malappuram (M)	0	0	0	0	0	0	0	0	0	0
	Tirur (M)	0	0	0	0	0	0	0	0	0	0
	Manjeri (M)	0	0	0	0	0	0	0	0	0	0
	Ponnani (M)	0	0	0	0	0	0	0	0	0.1	0
	Perinthalmanna (M)	0	0	0	0	0	0	0	0	0	0
	Kottakkal(M)	0	0	0	0	0	0	0	0	0	0
	Nilambur(M)	0	0	0	0	0	0	0	0	0	0
	<b>Municipality Total</b>	<b>0</b>	<b>0</b>	<b>0</b>	<b>0</b>	<b>0</b>	<b>0</b>	<b>0</b>	<b>0</b>	<b>0.1</b>	<b>0</b>
	<b>District Total</b>	<b>0</b>	<b>0</b>	<b>0</b>	<b>0</b>	<b>0</b>	<b>0</b>	<b>0</b>	<b>0</b>	<b>0.1</b>	<b>0</b>

Table-18(2) C  
Block wise Production of Terrace Crops

District	Block	Eggfruit		Rose apple	Strawberry	Panineer Champa	Rambuttan	Pomegranate	Babel Narakam	Indian Hog Plum	Mangosteen	Custard apple	Gooseberry (Seema nellikka)	Grapes
		Kg	Nos	Kg	Kg	Kg	Kg	Kg	Kg	Kg	Kg	Kg	Kg	Kg
Idukki	Adimali	0	0	0	0	0	0	0	0	0	0	0	0	0
	Devikulam	0	0	0	0	0	0	0	0	0	0	0	0	0
	Nedumkandam	0	0	0	0	0	0	0	0	0	0	0	0	0
	Elamdesom	0	0	0	0	0	0	0	0	0	0	0	0	0
	Idukki	0	0	0	0	0	0	0	0	0	0	0	0	0
	Kattappana	0	0	0	0	0	0	0	0	0	0	0	0	0
	Thodupuzha	0	0	0	0	0	0	0	0	0	0	0	0	0

	Azhutha	0	0	0	0	0	0	0	0	0	0	0	0	0
	<b>Block Total</b>	<b>0</b>	<b>0</b>	<b>0</b>	<b>0</b>	<b>0</b>	<b>0</b>	<b>0</b>	<b>0</b>	<b>0</b>	<b>0</b>	<b>0</b>	<b>0</b>	<b>0</b>
	Thodupuzha(M)	0	0	0	0	0	0	0	0	0	0	0	0	0.988
	<b>District Total</b>	<b>0</b>	<b>0</b>	<b>0</b>	<b>0</b>	<b>0</b>	<b>0</b>	<b>0</b>	<b>0</b>	<b>0</b>	<b>0</b>	<b>0</b>	<b>0</b>	<b>0.988</b>
Malappuram	Nilambur	0	0	0	0	0	0	0	0	0	0	0	0	0
	Wandoor	0	0	8.5	0	0	0	0	0	0	0	0	0	0
	Kalikav	0	0	0	0	0	0	0	0	0	0	0	0	0
	Perinthalmanna	0	0	0	0	0	0	0	0	0	0	0	0	0
	Mankada	0	0	0	0	0	0	0	0	0	0	0	0	0
	Malappuram	0	0	0	0	0	0	0	0	0	0	0	0	0
	Arikkode	0	0	0	0	0	0	0	0	0	0	0	0	0
	Kondotty	0	0	0	0	0	0	0	0	0	0	0	0	0
	Thirurangadi	0	0	0	0	0	0	0	0	0	0	0	0	0
	Thanur	0	0	0	0	0	0	0	0	0	0	0	0	0
	Tirur	0	0	0	0	0	0	0	0	0	0	0	0	0
	Kuttippuram	0	0	0	0	0	0	0	0	0	0	0	0	0
	Vengara	0	0	0	0	0	0	0	0	0	0	0	0	0
	Ponnani	0	0	0	0	0	0	0	0	0	0	0	0	0
	Perumpadappu	0	0	0	0	0	0	0	0	0	0	0	0	0
	<b>Block Total</b>	<b>0</b>	<b>0</b>	<b>8.5</b>	<b>0</b>	<b>0</b>	<b>0</b>	<b>0</b>	<b>0</b>	<b>0</b>	<b>0</b>	<b>0</b>	<b>0</b>	<b>0</b>
	<b>Malappuram (M)</b>	<b>0</b>	<b>0</b>	<b>0</b>	<b>0</b>	<b>0</b>	<b>0</b>	<b>0</b>	<b>0</b>	<b>0</b>	<b>0</b>	<b>0</b>	<b>0</b>	<b>0</b>
	Tirur (M)	0	0	0	0	0	0	0	0	0	0	0	0	0
	Manjeri (M)	0	0	0	0	0	0	0	0	0	0	0	0	0
	Ponnani (M)	0	0	0	0	0	0	0	0	0	0	0	0	0
	Perinthalmanna (M)	0	0	0	0	0	0	0	0	0	0	0	0	0
	Kottakkal(M)	0	0	0	0	0	0	0	0	0	0	0	0	0
	Nilambur(M)	0	0	0	0	0	0	0	0	0	0	0	0	0
	<b>Municipality Total</b>	<b>0</b>	<b>0</b>	<b>0</b>	<b>0</b>	<b>0</b>	<b>0</b>	<b>0</b>	<b>0</b>	<b>0</b>	<b>0</b>	<b>0</b>	<b>0</b>	<b>0</b>
	<b>District Total</b>	<b>0</b>	<b>0</b>	<b>8.5</b>	<b>0</b>	<b>0</b>	<b>0</b>	<b>0</b>	<b>0</b>	<b>0</b>	<b>0</b>	<b>0</b>	<b>0</b>	<b>0</b>

Table-18(2) C  
Block wise Production of Terrace Crops

District	Block	Apple	Marathakkali	Sabargil	Plums	Pichees	Arinelli(Red gooseberry)	Lemon small	Lemon big	Other Fruits
		Kg	Kg	Kg	Kg	Kg	Kg	Kg	Kg	Kg
Idukki	Adimali	0	0	0	0	0	0	0	0	0
	Devikulam	0	0	0	0	0	0	0	0	0
	Nedumkandam	0	0	0	0	0	0	0	0	0
	Elamdesom	0	0	0	0	0	0	0	0	0
	Idukki	0	0	0	0	0	0	0	0	0
	Kattappana	0	0	0	0	0	0	0	0	0
	Thodupuzha	0	0	0	0	0	0	0	0	0
	Azhutha	0	0	0	0	0	0	0	0	0
	<b>Block Total</b>	0	0	0	0	0	0	0	0	0
	Thodupuzha(M)	0	0	0	0	0	0	0	0	0
<b>District Total</b>	0	0	0	0	0	0	0	0	0	
Malappuram	Nijambur	0	0	0	0	0	0	0	0	0
	Wandoor	0	0	0	0	0	0	0	0	0
	Kalikav	0	0	0	0	0	0	0	0	0
	Perinthalmanna	0	0	0	0	0	0	0	0	0
	Mankada	0	0	0	0	0	0	0	0	0
	Malappuram	0	0	0	0	0	0	0	0	0
	Arikkode	0	0	0	0	0	0	0	0	0
	Kondotty	0	0	0	0	0	0	0	0	0
	Thirurangadi	0	0	0	0	0	0	0	0	0
	Thanur	0	0	0	0	0	0	0	0	0
Tirur	0	0	0	0	0	0	0	0	0	



	Kuttippuram	0	0	0	0	0	0	0	0	0
	Vengara	0	0	0	0	0	0	0	0	0
	Ponnani	0	0	0	0	0	0	0	0	0
	Perumpadappu	0	0	0	0	0	0	0	0	0
	<b>Block Total</b>	<b>0</b>	<b>0</b>	<b>0</b>	<b>0</b>	<b>0</b>	<b>0</b>	<b>0</b>	<b>0</b>	<b>0</b>
	Malappuram (M)	0	0	0	0	0	0	0	0	0
	Tirur (M)	0	0	0	0	0	0	0	0	0
	Manjeri (M)	0	0	0	0	0	0	0	0	0
	Ponnani (M)	0	0	0	0	0	0	0	0	0
	Perinthalmanna (M)	0	0	0	0	0	0	0	0	0
	Kottakkal(M)	0	0	0	0	0	0	0	0	0
	Nilambur(M)	0	0	0	0	0	0	0	0	0
	<b>Municipality Total</b>	<b>0</b>	<b>0</b>	<b>0</b>	<b>0</b>	<b>0</b>	<b>0</b>	<b>0</b>	<b>0</b>	<b>0</b>
	<b>District Total</b>	<b>0</b>	<b>0</b>	<b>0</b>	<b>0</b>	<b>0</b>	<b>0</b>	<b>0</b>	<b>0</b>	<b>0</b>

Table-18(2)D  
Block wise Production of Terrace Crops

District	Block	Eucaliptus	Kachura	Lemongrass	Palamarose	Khas-Khas	Chethikoduveli	Chenganeerkizhangu	Kasthuripasupar	Sweetflag	Malabarnut
		Kg	Kg	Kg	Kg	Kg	Nos	Kg	Kg	Kg	Kg
Idukki	Adimali	0	0	0	0	0	0	0	0	0	0
	Devikulam	0	0	0	0	0	0	0	0	0	0
	Nedumkandam	0	0	0	0	0	0	0	0	0	0
	Elamdesom	0	0	0	0	0	0	0	0	0	0
	Idukki	0	0	0	0	0	0	0	0	0	0
	Kattappana	0	0	0	0	0	0	0	0	0	0
	Thodupuzha	0	0	0	0	0	0	0	0	0	0
	Azhutha	0	0	0	0	0	0	0	0	0	0

	<b>Block Total</b>	0	0	0	0	0	0	0	0	0	0	
	Thodupuzha(M)	0	0	0	0	0	0	0	0	0	0	
	<b>District Total</b>	0	0	0	0	0	0	0	0	0	0	
Malappuram	Nilambur	0	0	0	0	0	0	0	0	0	0	
	Wandoor	0	0	0	0	0	0	0	0	0	0	
	Kalikav	0	0	0	0	0	0	0	0	0	0	
	Perinthalmanna	0	0	0	0	0	0	0	0	0	0	
	Mankada	0	0	0	0	0	0	0	0	0	0	
	Malappuram	0	0	0	0	0	0	0	0	0	0	
	Arikkode	0	0	0	0	0	0	0	0	0	0	
	Kondotty	0	0	0	0	0	0	0	0	0	0	
	Thirurangadi	0	0	0	0	0	0	0	0	0	0	
	Thanur	0	0	0	0	0	0	0	0	0	0	
	Tirur	0	0	0	0	0	0	0	0	0	0	
	Kuttippuram	0	0	0	0	0	0	0	0	0	0	
	Vengara	0	0	0	0	0	0	0	0	0	0	
	Ponnani	0	0	0	0	0	0	0	0	0	0	
	Perumpadappu	0	0	0	0	0	0	0	0	0	0	
		<b>Block Total</b>	0	0	0	0	0	0	0	0	0	0
		Malappuram (M)	0	0	0	0	0	0	0	0	0	0
		Tirur (M)	0	0	0	0	0	0	0	0	0	0
		Manjeri (M)	0	0	0	0	0	0	0	0	0	0
		Ponnani (M)	0	0	0	0	0	0	0	0	0	0
	Perinthalmanna (M)	0	0	0	0	0	0	0	0	0	0	
	Kottakkal(M)	0	0	0	0	0	0	0	0	0	0	
	Nilambur(M)	0	0	0	0	0	0	0	0	0	0	
	<b>Municipality Total</b>	0	0	0	0	0	0	0	0	0	0	
	<b>District Total</b>	0	0	0	0	0	0	0	0	0	0	

Table-18(2) D  
Block wise Production of Terrace Crops

District	Block	Indiansaloe		Chiretta plant	Asparagus	Brahmi	Paimuthukku	Holibasil		Long Pepper	Sida	Aegand	
		Nos	Kg	Kg	Kg	Kg	Kg	Nos	Kg	Kg	Kg	Kg	
Idukki	Adimali	0	0	0	0	0	0	1.432	0	0	0	0	
	Devikulam	0	0	0	0	0	0	0	0	0	0	0	
	Nedumkandam	0	0	0	0	0	0	0	0	0	0	0	
	Elamdesom	0	0	0	0	0	0	0.136	0	0	0	0	
	Idukki	0	0	0	0	0	0	0	0	0	0	0	
	Kattappana	0	0	0	0	0	0	0	0	0	0	0	
	Thodupuzha	0	0	0	0	0	0	0	0	0	0	0	
	Azhutha	0	0	0	0	0	0	0	0	0	0	0	
	<b>Block Total</b>	<b>0</b>	<b>0</b>	<b>0</b>	<b>0</b>	<b>0</b>	<b>0</b>	<b>0</b>	<b>1.568</b>	<b>0</b>	<b>0</b>	<b>0</b>	<b>0</b>
	Thodupuzha(M)	0	0	0	0	0	0	0	0	0	0	0	
<b>District Total</b>	<b>0</b>	<b>0</b>	<b>0</b>	<b>0</b>	<b>0</b>	<b>0</b>	<b>0</b>	<b>1.568</b>	<b>0</b>	<b>0</b>	<b>0</b>	<b>0</b>	
Malappuram	Nilambur	0	0	0	0	0	0	0	0	0	0	0	
	Wandoor	0	0	0	0	0	0	0	0	0	0	0	
	Kalikav	0	0	0	0	0	0	0	0	0	0	0	
	Perinthalmanna	0	0	0	0	0	0	0	0	0	0	0	
	Mankada	0	0	0	0	0	0	0	0	0	0	0	
	Malappuram	0	0	0	0	0	0	0	0	0	0	0	
	Arikkode	0	0	0	0	0	0	1.5	0	0	0	0	
	Kondotty	0	0	0	0	0	0	0.6	0	0	0	0	
	Thirurangadi	0.01	0	0	0	0	0	0.2	0	0	0	0	

G.C.P.T. 37/9/2016

Thanur	0	0	0	0	0	0	0	0	0	0	0	0
Tirur	0.8	0	0	0	0	0	0	0.7	0	0	0	0
Kuttippuram	0	0	0	0	0	0	0	0	0	0	0	0
Vengara	0	0	0	0	0	0	0	0	0	0	0	0
Ponnani	0	0	0	0	0	0	0	0.01	0	0	0	0
Perumpadappu	0	0	0	0	0	0	0	0.52	0	0	0	0
<b>Block Total</b>	<b>0.81</b>	<b>0</b>	<b>0</b>	<b>0</b>	<b>0</b>	<b>0</b>	<b>0</b>	<b>3.53</b>	<b>0</b>	<b>0</b>	<b>0</b>	<b>0</b>
Malappuram (M)	0	0	0	0	0	0	0	0	0	0	0	0
Tirur (M)	0	0	0	0	0	0	0	0	0	0	0	0
Manjeri (M)	0	0	0	0	0	0	0	0	0	0	0	0
Ponnani (M)	0.8	0	0	0	0	0	0	0.15	0	0	0	0
Perinthalmanna (M)	0	0	0	0	0	0	0	0	0	0	0	0
Kottakkal(M)	0	0	0	0	0	0	0	0	0	0	0	0
Nilambur(M)	0	0	0	0	0	0	0	0	0	0	0	0
<b>Municipality Total</b>	<b>0.8</b>	<b>0</b>	<b>0</b>	<b>0</b>	<b>0</b>	<b>0</b>	<b>0</b>	<b>0.15</b>	<b>0</b>	<b>0</b>	<b>0</b>	<b>0</b>
<b>District Total</b>	<b>1.61</b>	<b>0</b>	<b>0</b>	<b>0</b>	<b>0</b>	<b>0</b>	<b>0</b>	<b>3.68</b>	<b>0</b>	<b>0</b>	<b>0</b>	<b>0</b>

Table-18(2)E  
Block wise Production of Terrace Crops

District	Block	Aracanut	Betelleaf	Cinamon	Clove	Vanila	Ginger	Mango ginger	Nutmeg	Pepper	Turmeric	Tamarind	Cardamom	Sarvaugandhi	Fennel	
		Kg	Kg	Kg	Kg	Kg	Kg	Kg	Kg	Kg	Kg	Kg	Kg	Kg	Kg	Kg
Idukki	Adimali	0	0	0	0	0	0	0	0	0	44	0	0	0	0	
	Devikulam	0	0	0	0	0	0	0	0	0	0	0	0	0	0	
	Nedumkandam	0	0	0	0	0	0	0	0	0	0	0	0	0	0	
	Elamdesom	0	0	0	0	0	0.185	0	0	0	0.587	0	0	0	5	
	Idukki	0	0	0	0	0	0	0	0	0	0	0	0	0	0	
	Kattappana	0	0	0	0	0	0	0	0	507.562	0	0	0	0	0	
	Thodupuzha	0	0	0	0	0	0	0	0	0	0	0	0	0	0	
	Azhutha	0	0	0	0	0	0	0	0	0	0	0	0	0	0	
	<b>Block Total</b>	<b>0</b>	<b>0</b>	<b>0</b>	<b>0</b>	<b>0</b>	<b>0.185</b>	<b>0</b>	<b>0</b>	<b>0</b>	<b>507.562</b>	<b>44.587</b>	<b>0</b>	<b>0</b>	<b>0</b>	<b>5</b>
	Thodupuzha(M)	0	0	0	0	0	0	0	0	0	0	0	0	0	0	
<b>District Total</b>	<b>0</b>	<b>0</b>	<b>0</b>	<b>0</b>	<b>0</b>	<b>0.185</b>	<b>0</b>	<b>0</b>	<b>0</b>	<b>507.562</b>	<b>44.587</b>	<b>0</b>	<b>0</b>	<b>0</b>	<b>5</b>	
Malappuram	Nilambur	0	0	0	0	0	0	0	0	0	0	0	0	0	0	
	Wandoor	0	0	0	0	0	0	0	0	0	0	0	0	0	0	
	Kalikav	0	0	0	0	0	0	0	0	0	0	0	0	0	0	
	Perinthalmanna	0	0	0	0	0	0	0	0	0	0	0	0	0	0	
	Mankada	0	0	0	0	0	0	0	0	0	0	0	0	0	0	
	Malappuram	0	0	0	0	0	0	0	0	0	0	0	0	0	0	
	Arikkode	0	0	0	0	0	0	0	0	0	0	0	0	0	0	
	Kondotty	0	0	0	0	0	0	0	0	0	0	0	0	0	0	
	Thirurangadi	0	0	0	0	0	0	0	0	0	0	0	0	0	0	
	Thanur	0	0	0	0	0	0	0	0	0	0	0	0	0	0	

Tirur	0	0	0	0	0	0	0	0	0	0	0	0	0	0	0
Kuttiapuram	0	0.008	0	0	0	0	0	0	0	0	0	0	0	0	0
Vengara	0	0	0	0	0	0	0	0	0	0	0	0	0	0	0
Ponnani	0	0	0	0	0	0	0	0	0	0	0	0	0	0	0
Perumpadappu	0	0	0	0	0	0	0	0	0	0	0	0	0	0	0
<b>Block Total</b>	<b>0</b>	<b>0.008</b>	<b>0</b>	<b>0</b>	<b>0</b>	<b>0</b>	<b>0</b>	<b>0</b>	<b>0</b>	<b>0</b>	<b>0</b>	<b>0</b>	<b>0</b>	<b>0</b>	<b>0</b>
Malappuram (M)	0	0	0	0	0	0	0	0	0	0	0	0	0	0	0
Tirur (M)	0	0	0	0	0	0	0	0	0	0	0	0	0	0	0
Manjeri (M)	0	0	0	0	0	0	0	0	0	0	0	0	0	0	0
Ponnani (M)	0	0	0	0	0	0	0	0	0	0	0	0	0	0	0
Perinthalmanna (M)	0	0	0	0	0	0	0	0	0	0	0	0	0	0	0
Kottakkal(M)	0	0	0	0	0	0	0	0	0	0	0	0	0	0	0
Nilambur(M)	0	0	0	0	0	0	0	0	0	0	0	0	0	0	0
<b>Municipality Total</b>	<b>0</b>	<b>0</b>	<b>0</b>	<b>0</b>	<b>0</b>	<b>0</b>	<b>0</b>	<b>0</b>	<b>0</b>	<b>0</b>	<b>0</b>	<b>0</b>	<b>0</b>	<b>0</b>	<b>0</b>
<b>District Total</b>	<b>0</b>	<b>0.008</b>	<b>0</b>	<b>0</b>	<b>0</b>	<b>0</b>	<b>0</b>	<b>0</b>	<b>0</b>	<b>0</b>	<b>0</b>	<b>0</b>	<b>0</b>	<b>0</b>	<b>0</b>

**Table-18(2)F**  
**Block wise Production of Terrace Crops**

District	Block	Tea	Coffee	Rubber	Grantees	Siver Oak	Battle	Other Plantation Crops
		Kg	Kg	Kg	Kg	Kg	Kg	Kg
Idukki	Adimali	0	0	0	0	0	0	0
	Devikulam	0	0	0	0	0	0	0
	Nedumkandam	0	0	0	0	0	0	0
	Elamdesom	0	0	0	0	0	0	0
	Idukki	0	0	0	0	0	0	0
	Kattappana	0	0	0	0	0	0	0
	Thodupuzha	0	0	0	0	0	0	0
	Azhutha	0	0	0	0	0	0	0
	<b>Block Total</b>	<b>0</b>	<b>0</b>	<b>0</b>	<b>0</b>	<b>0</b>	<b>0</b>	<b>0</b>
	Thodupuzha(M)	0	0	0	0	0	0	0
	<b>District Total</b>	<b>0</b>	<b>0</b>	<b>0</b>	<b>0</b>	<b>0</b>	<b>0</b>	<b>0</b>
Malappuram	Nilambur	0	0	0	0	0	0	0
	Wandoor	0	0	0	0	0	0	0
	Kalikav	0	0	0	0	0	0	0
	Perinthalmanna	0	0	0	0	0	0	0
	Mankada	0	0	0	0	0	0	0
	Malappuram	0	0	0	0	0	0	0
	Arikkode	0	0	0	0	0	0	0
	Kondotty	0	0	0	0	0	0	0
	Thirurangadi	0	0	0	0	0	0	0
	Thanur	0	0	0	0	0	0	0
Tirur	0	0	0	0	0	0	0	

G.C.P.T. 37/93/2016

Kuttippuram	0	0	0	0	0	0	0
Vengara	0	0	0	0	0	0	0
Ponnani	0	0	0	0	0	0	0
Perumpadappu	0	0	0	0	0	0	0
<b>Block Total</b>	<b>0</b>	<b>0</b>	<b>0</b>	<b>0</b>	<b>0</b>	<b>0</b>	<b>0</b>
Malappuram (M)	0	0	0	0	0	0	0
Tirur (M)	0	0	0	0	0	0	0
Manjeri (M)	0	0	0	0	0	0	0
Ponnani (M)	0	0	0	0	0	0	0
Perinthalmanna (M)	0	0	0	0	0	0	0
Kottakkal(M)	0	0	0	0	0	0	0
Nilambur(M)	0	0	0	0	0	0	0
<b>Municipality Total</b>	<b>0</b>	<b>0</b>	<b>0</b>	<b>0</b>	<b>0</b>	<b>0</b>	<b>0</b>
<b>District Total</b>	<b>0</b>	<b>0</b>	<b>0</b>	<b>0</b>	<b>0</b>	<b>0</b>	<b>0</b>



Table-19(2)A  
Block wise Production of Courtyard Crops (in Kg)

District	Block	Amaranthus	Ladiesfinger	Chinese Potato	Bittergourd	Snakegourd	Cucumber	Bottlegourd	Pumpkin	Ashgourd
Idukki	Adimali	431.35	124.808	3.011	732.292	62.37	0	7.904	244.554	60.027
	Devikulam	42.518	113.417	48.294	1523.408	56.604	41.5	86.944	1885.295	213.429
	Nedumkandam	9.614	0.173	0	0	0	0	0	0	0
	Elamdesom	42.77	185.016	0.774	1123.932	127.524	22.232	0	37.35	112.496
	Idukki	4.439	4.334	0.178	59609.52	2.964	6.67	0	143.951	30.68
	Kattappana	23.903	3.475	0.089	265.011	0	0	0	60.027	20.454
	Thodupuzha	233.518	400.371	0	520.248	59.568	80.036	0	84.038	102.268
	Azhutha	2.004	5.895	0	38.532	0	0	0	0	0
	<b>Block Total</b>	<b>790.116</b>	<b>837.489</b>	<b>52.346</b>	<b>63812.943</b>	<b>309.03</b>	<b>150.438</b>	<b>94.848</b>	<b>2455.215</b>	<b>539.354</b>
	Thodupuzha(M)	0.136	0.694	0	2.964	0	0	0	0	0
<b>District Total</b>	<b>790.252</b>	<b>838.183</b>	<b>52.346</b>	<b>63815.907</b>	<b>309.03</b>	<b>150.438</b>	<b>94.848</b>	<b>2455.215</b>	<b>539.354</b>	
Malappuram	Nilambur	47.74	16.2	0	119.6	0	14.9	5.2	358.8	178.4
	Wandoor	81.6	22.8	2.5	32	0	9	0	6.7	62.5
	Kalikav	159.08	40.4	15	283.2	78	85.7	11.4	252.2	139.1
	Perinthalmanna	148.05	58	3.1	219.8	132.3	35.4	344	372.7	139
	Mankada	230.21	17.6	50	5.5	25	16.8	0	137	122
	Malappuram	53.28	171.6	0	122	0	10.4	23.6	57.9	53
	Arikkode	55.39	10.9	0	225.4	31.9	75	172.1	483.9	80.7
	Kondotty	10.22	32.4	0.45	128.7	99.9	37.3	124.5	188.3	84
	Thirurangadi	45.52	20.9	0.89	11	27.1	0	12.6	42	0
	Thanur	4.53	12.16	0.06	5.8	42	3.9	37.4	59	12
Tirur	4.25	3.17	0	10.9	21.9	0	16	47	0	
Kuttippuram	462.49	261.2	74.3	82.8	15	64.8	51.4	79	84	

	Vengara	87.15	65.7	11.07	429.3	319.2	632.2	4989.6	632.3	80
	Ponnani	15.5	7.9	0	33	13.2	3.1	0	31.2	0
	Perumpadappu	126.73	114.5	4.8	25.2	9.4	58.4	0	46.9	82.1
	<b>Block Total</b>	<b>1531.74</b>	<b>855.43</b>	<b>162.17</b>	<b>1734.2</b>	<b>814.9</b>	<b>1046.9</b>	<b>5787.8</b>	<b>2794.9</b>	<b>1116.8</b>
	Malappuram (M)	10.92	13.9	161.89	490.1	151.6	53.2	70.5	532	167.4
	Tirur (M)	1.02	3.5	0	0	0	0	0	0	0
	Manjeri (M)	2.4	2.3	0	36	52	0	4.2	0	16
	Ponnani (M)	0.4	0.8	0	9	4.8	2.7	0	13	30
	Perinthalmanna (M)	1.5	3.2	0	0	0	0	0	0	0
	Kottakkal(M)	0.57	6.3	0	0	0	0	0	6.2	0
	Nilambur(M)	162.15	38.5	0	16	4.4	0	0	26.2	32
	<b>Municipality Total</b>	<b>178.96</b>	<b>68.5</b>	<b>161.89</b>	<b>551.1</b>	<b>212.8</b>	<b>55.9</b>	<b>74.7</b>	<b>577.4</b>	<b>245.4</b>
	<b>District Total</b>	<b>1710.7</b>	<b>923.93</b>	<b>324.06</b>	<b>2285.3</b>	<b>1027.7</b>	<b>1102.8</b>	<b>5862.5</b>	<b>3372.3</b>	<b>1362.2</b>

**Table-19(2)A**  
**Block wise Production of Courtyard Crops (in Kg)**

District	Block	Brinjal	Green Chilly	Tomato	Cabbage	Cauliflower	Carrot	Beetroot	Potato	Lablabean
Idukki	Adimali	167.352	155.504	463.512	28.134	10.67	0	0	0	1102.407
	Devikulam	137.364	186.75	5140.596	20785.519	53.335	26905.902	86.45	40740	919.206
	Nedumkandam	352.929	63.42	141.781	0	0	0	0	0	0
	Elamdesom	579.91	111.128	78.333	26.609	1.8	0	0	0	0.462
	Idukki	2754.299	453.821	10918.909	10047.049	0	567.289	378.298	192.854	0.044
	Kattappana	57.187	93.053	88.018	830.246	3.601	0	0	0	0.054
	Thodupuzha	296.111	99.33	11.737	564.744	5.102	0	0	0	0.018
	Azhutha	3.93	12.004	7.203	0	0	0	0	0	0
	<b>Block Total</b>	<b>4349.082</b>	<b>1175.01</b>	<b>16850.089</b>	<b>32282.301</b>	<b>74.508</b>	<b>27473.191</b>	<b>464.748</b>	<b>40932.854</b>	<b>2022.191</b>
	Thodupuzha(M)	0	0.4	0	0.525	0	0	0	0	0
<b>District Total</b>	<b>4349.082</b>	<b>1175.41</b>	<b>16850.089</b>	<b>32282.826</b>	<b>74.508</b>	<b>27473.191</b>	<b>464.748</b>	<b>40932.854</b>	<b>2022.191</b>	
Malappuram	Nilambur	49.7	6.16	3.9	0.3	4.3	0	0	0	0.23
	Wandoor	3.9	2.38	0.2	0.3	1.2	0	0	0	0.1
	Kalikav	103.3	20.9	86.7	21.5	28.3	0	0	0	0.87
	Perinthalmanna	244.1	24.3	16	1.4	0.7	0	0	0	14
	Mankada	22.1	50	72.7	21.1	21.9	0	0	0	0.18
	Malappuram	104.9	35.5	74.8	0	21.4	0	0	0	147.2
	Arikkode	23.5	6.07	47.6	0.4	1.4	0	0	0	84
	Kondotty	10.5	5.15	15.8	28	0	0	0	0	0.18
	Thirurangadi	10.9	13.56	3.9	0	3.8	0	0	0	2.34
	Thanur	13.2	2.58	1.8	0	16.9	0	0	0	0.94
	Tirur	5.1	10.96	18.2	0.5	0.3	0	0	0	0.36
	Kuttippuram	259.3	147.9	14.4	3.1	0.6	0	0	0	7
	Vengara	45.6	91.66	84	1.6	0	0	0	0	1.9

	Ponnani	4.6	19.4	3	0.3	0.7	0	0	0	0
	Perumpadappu	133.8	42.4	53.3	10.6	0	0	0	0	0
	<b>Block Total</b>	<b>1034.7</b>	<b>478.92</b>	<b>496.3</b>	<b>89.1</b>	<b>101.5</b>	<b>0</b>	<b>0</b>	<b>0</b>	<b>259.3</b>
	Malappuram (M)	24.7	101.2	12.1	0.1	0	0	0	0	3.21
	Tirur (M)	1.5	6.44	2.2	0	0	0	0	0	0
	Manjeri (M)	13.2	0.52	0	0	0	0	0	0	0
	Ponnani (M)	0.8	0.23	0.4	0.1	0.9	0	0	0	0.06
	Perinthalmanna (M)	0	0	0	0	0	0	0	0	0
	Kottakkal(M)	5.2	0	0	0	0	0	0	0	0
	Nilambur(M)	0.8	0.12	0	0	0	0	0	0	0
	<b>Municipality Total</b>	<b>46.2</b>	<b>108.51</b>	<b>14.7</b>	<b>0.2</b>	<b>0.9</b>	<b>0</b>	<b>0</b>	<b>0</b>	<b>3.27</b>
	<b>District Total</b>	<b>1080.9</b>	<b>587.43</b>	<b>511</b>	<b>89.3</b>	<b>102.4</b>	<b>0</b>	<b>0</b>	<b>0</b>	<b>262.57</b>

Table-19(2)A  
Block wise Production of Courtyard Crops (in Kg)

District	Block	Swordbean	Amara (IndianBean)	Wingedbean	Clovebean	Littlegourd	Ridgegourd	Wingedgourd	Drumstick	Chikumaneese
Idukki	Adimali	2186.825	250	0	5.572	333.584	0	14.82	778.167	72.039
	Devikulam	0	0	0	0	880	0	0	2964	0
	Nedumkandam	0	0	0	0	182.655	0	0	0	0
	Elamdesom	778.362	348.941	59.821	38.64	894.065	59.28	29.64	108.68	5010.705
	Idukki	74.13	0.445	15.438	0	157.748	0	0	510.547	72.006
	Kattappana	162.065	0	11.578	0.237	16.605	0	0	579.627	0
	Thodupuzha	111.194	0	64.43	1.185	1352.457	218.56	0	1449.067	1556.841
	Azhutha	0	0	0	0	8.302	0	0	289.813	0
	<b>Block Total</b>	<b>3312.576</b>	<b>599.386</b>	<b>151.267</b>	<b>45.634</b>	<b>3825.416</b>	<b>277.84</b>	<b>44.46</b>	<b>6679.901</b>	<b>6711.591</b>
	Thodupuzha(M)	125	0	0	0	8.302	0	0	0	0
<b>District Total</b>	<b>3437.576</b>	<b>599.386</b>	<b>151.267</b>	<b>45.634</b>	<b>3833.716</b>	<b>277.84</b>	<b>44.46</b>	<b>6679.901</b>	<b>6711.591</b>	
Malappuram	Nilambur	0	0	8	0	26.6	0	0	123.3	0
	Wandoor	0	0	0	0	59	0	0	245	0
	Kalkav	2.6	0	0	0.3	340.3	0	0	381.2	0
	Perinthalmanna	299.2	0	1.5	0	383	0	0	855.2	0
	Mankada	324.3	0	0	0	152.5	0	0	22.1	0
	Malappuram	48.7	0.05	20	0	1322.3	0	0	18	0
	Arikkode	455	0.3	0	0.4	14.2	0	0	416.1	0
	Kondotty	0	0	0.9	0	13.2	0	0	58.9	0
	Thirurangadi	102	0	0	0	29.3	0	0	69	0
	Thanur	44.4	0.5	6.2	0	13	0	0	0	0
	Tirur	46.7	0	3.4	0	0	0	0	0	0
	Kuttippuram	176.7	0	4.5	0	178	0	10	2942	0
	Vengara	3165.9	0.15	4.6	0	23	0	0	8415	18.5

Ponnani	52.2	0	0	0.4	3	0	0	0	0
Perumpadappu	24.7	0	0	0	3	1.4	0	0	0
<b>Block Total</b>	<b>4742.4</b>	<b>1</b>	<b>49.1</b>	<b>1.1</b>	<b>2560.4</b>	<b>1.4</b>	<b>10</b>	<b>13545.8</b>	<b>18.5</b>
Malappuram (M)	142.8	0.9	22.5	2.2	66	1.5	23	1057	0
Tirur (M)	0	0	0	0	0	0	0	0	0
Manjeri (M)	0	0	0	0	79.2	0	0	0	0
Ponnani (M)	22	0	0	0	3	0	0	0	0
Perinthalmanna (M)	642	0	0	0	26	0	0	0	0
Kottakkal(M)	0	0	0	0	0	0	0	0	0
Nilambur(M)	0	0	0	0	0	0	0	57	0
<b>Municipality Total</b>	<b>806.8</b>	<b>0.9</b>	<b>22.5</b>	<b>2.2</b>	<b>174.2</b>	<b>1.5</b>	<b>23</b>	<b>1114</b>	<b>0</b>
<b>District Total</b>	<b>5549.2</b>	<b>1.9</b>	<b>71.6</b>	<b>3.3</b>	<b>2734.6</b>	<b>2.9</b>	<b>33</b>	<b>14659.8</b>	<b>18.5</b>

**Table-19(2)A**  
**Block wise Production of Courtyard Crops (in Kg)**

District	Block	Curryleaf	Yard long Beans	Beans	Greenpeas	Breadfruit	Other Vegetables
Idukki	Adimali	46.472	858.572	0	0	0	17.784
	Devikulam	0	48932.752	24880.16	0	0	7839.588
	Nedumkandam	0	0	0	0	0	0
	Elamdesom	316.16	1100.673	0	0	0	8.892
	Idukki	467.156	855.192	0	0	0	0
	Kattappana	6.324	2178.342	35.568	0	0	0
	Thodupuzha	617.35	5578.581	0	0	0	41.496
	Azhutha	0	0	0	0	0	0
	<b>Block Total</b>	<b>1453.462</b>	<b>59504.112</b>	<b>24915.728</b>	<b>0</b>	<b>0</b>	<b>7907.76</b>
	Thodupuzha(M)	0	15.413	0	0	0	0
<b>District Total</b>	<b>1453.462</b>	<b>59519.525</b>	<b>24915.728</b>	<b>0</b>	<b>0</b>	<b>7907.76</b>	
Malappuram	Nilambur	10.6	669	0	0	0	0
	Wandoor	2	612.8	0	0	0	0
	Kalikav	54.1	1924.5	0	0	0	0
	Perinthalmanna	563	1059.8	0	0	0	0
	Mankada	15	771	0	0	0	0
	Malappuram	0	726.4	0	0	0	0
	Arikkode	60.9	417.5	0	0	0	0
	Kondotty	7.6	6625.7	0	0	0	0
	Thirurangadi	24	52.6	0	0	0	0
	Thanur	17.8	927.8	0	0	0	0
	Tirur	0	45.6	0	0	0	0
	Kuttippuram	429.5	497	0	0	0	0
	Vengara	8723	1096.4	0	0	0	0

Ponnani	0	0	0	0	0	0
Perumpadappu	1.6	0	0	0	0	0
<b>Block Total</b>	<b>9909.1</b>	<b>15426.1</b>	<b>0</b>	<b>0</b>	<b>0</b>	<b>0</b>
Malappuram (M)	434.4	132.4	0	0	0	0
Tirur (M)	0	4.5	0	0	0	0
Manjeri (M)	0	1830	0	0	0	0
Ponnani (M)	0	0	0	0	0	0
Perinthalmanna (M)	0	0	0	0	0	0
Kottakkal(M)	0	0	0	0	0	0
Nilambur(M)	21.6	117	0	0	0	0
<b>Municipality Total</b>	<b>456</b>	<b>2083.9</b>	<b>0</b>	<b>0</b>	<b>0</b>	<b>0</b>
<b>District Total</b>	<b>10365.1</b>	<b>17510</b>	<b>0</b>	<b>0</b>	<b>0</b>	<b>0</b>



Table-19(2)B  
Block wise Production of Courtyard Crops (in Kg)

District	Block	Anthurium		Orchid		Jasmine		Gladiyolous		Orange Chrysanthimum		Helichonia	
		Nos	Kg	Nos	Kg	Nos	Kg	Nos	Kg	Nos	Kg	Nos	Kg
Idukki	Adimali	0	26.361	0	2.22	0	75.351		0.002		0.249		0
	Devikulam	0	2.135	0	0	0	4.002		0		0.658		70
	Nedumkandam	0	2.485	0	6.793	0	24.011		0.102		5.691		42
	Elamdesom	0	15.65	0	0.967	0	1405.96		0.011		34.665		0.1
	Idukki	0	69.841	0	4.333	0	425.132		3.103		18.08		272
	Kattappana	0	28.04	0	1.034	0	214.998		2.015		4.588		46
	Thodupuzha	0	11.238	0	1.16	0	60.027		0.015		1.423		10
	Azhutha	0	16.313	0	0.18	0	267.708		0.069		0.356		20.3
	<b>Block Total</b>	<b>0</b>	<b>172.063</b>	<b>0</b>	<b>16.687</b>	<b>0</b>	<b>2477.189</b>	<b>0</b>	<b>5.317</b>	<b>0</b>	<b>65.71</b>	<b>0</b>	<b>460.4</b>
	Thodupuzha(M)	0	0	0	0	0	0		0		0		0
<b>District Total</b>	<b>0</b>	<b>172.063</b>	<b>0</b>	<b>16.687</b>	<b>0</b>	<b>2477.189</b>	<b>0</b>	<b>5.317</b>	<b>0</b>	<b>65.71</b>	<b>0</b>	<b>460.4</b>	
Malappuram	Nilambur	0	393.5	0	343.5	0	338.6		0		204.2		0
	Wandoor	0	1808	0	411	0	509		0		1560		0
	Kalikav	0	134.5	0	82.5	0	132.5		0		33		0
	Perinthaimanna	0	968.5	0	434.5	1250	532.7		0		170.5		0
	Mankada	0	267	0	119.5	0	297.5		0		39.5		0
	Malappuram	0	660	0	396	0	843.1		0		61.5		0
	Arikkode	31	4176.5	6	2249.5	514	3687.61		0		66		0
	Kondotty	0	1697.5	0	581	0	3356.5		0		273.5		0
	Thirurangadi	0	1469	0	514.5	2	456		0		6		0
	Thanur	180	2299.6	100	1196	0	565		0		4.5		0
Tirur	0	1358.5	0	365.5	0	187.5		0		6		0	

Kuttippuram	0	2123	0	683	0	363.2		0		19.5		0
Vengara	0	1461	0	831.5	0	948.5		0		66		0
Ponnani	0	716.5	0	711.5	0	216.5		0		0		0
Perumpadappu	0	333	0	213	0	79.5		0		0		0
<b>Block Total</b>	<b>211</b>	<b>19866.1</b>	<b>106</b>	<b>9132.5</b>	<b>1766</b>	<b>12513.71</b>	<b>0</b>	<b>0</b>	<b>0</b>	<b>2510.2</b>	<b>0</b>	<b>0</b>
Malappuram (M)	0	733.5	0	709.5	0	368.5		0		580		0
Tirur (M)	0	1048.5	0	340.5	0	99		0		16.5		0
Manjeri (M)	0	0	0	0	0	0		0		0		0
Ponnani (M)	0	632	0	441.5	0	389.7		0		6		0
Perinthalmanna (M)	0	0	0	0	0	0		0		0		0
Kottakkal(M)	0	178.5	0	70	0	127		0		0		0
Nilambur(M)	0	743	0	157.5	11350	54.1		0		0		0
<b>Municipality Total</b>	<b>0</b>	<b>3335.5</b>	<b>0</b>	<b>1719</b>	<b>11350</b>	<b>1038.3</b>	<b>0</b>	<b>0</b>	<b>0</b>	<b>602.5</b>	<b>0</b>	<b>0</b>
<b>District Total</b>	<b>211</b>	<b>23201.6</b>	<b>106</b>	<b>10851.5</b>	<b>13116</b>	<b>13552.01</b>	<b>0</b>	<b>0</b>	<b>0</b>	<b>3112.7</b>	<b>0</b>	<b>0</b>

Table-19(2)B  
Block wise Production of Courtyard Crops (in Kg)

District	Block	Yellow Chrysanthimum		Hibiscus		Rose		Daliya		Bogainvilla		Other Ornamental Flowers	
		Nos	Kg	Nos	Kg	Nos	Kg	Nos	Kg	Nos	Kg	Nos	Kg
Idukki	Adimali	0	20.206	0	330	0	5113		0.423		0		0
	Devikulam	0	0.206	0	194	0	3664		0		0		0
	Nedumkandam	0	21.911	0	1806	0	6021		0		0		0
	Elamdesom	0	12.333	0	3019.865	20	10811.13		0.02		0.6		0.3
	Idukki	0	348.802	0	1957.1	0	5306.8		2.544		14.2		0
	Kattappana	0	2.824	0	4800	78	21973		0.594		4		66
	Thodupuzha	0	0.148	0	773.4	0	2093.1		0.141		0		0
	Azhutha	0	2.141	10	791.4	0	5068.5		2.533		0		7.5
	<b>Block Total</b>	<b>0</b>	<b>408.571</b>	<b>10</b>	<b>13671.765</b>	<b>98</b>	<b>60050.53</b>	<b>0</b>	<b>6.255</b>	<b>0</b>	<b>18.8</b>	<b>0</b>	<b>73.8</b>
	Thodupuzha(M)	0	0	0	0	0	0		0		0		0
<b>District Total</b>	<b>0</b>	<b>408.571</b>	<b>10</b>	<b>13671.765</b>	<b>98</b>	<b>60050.53</b>	<b>0</b>	<b>6.255</b>	<b>0</b>	<b>18.8</b>	<b>0</b>	<b>73.8</b>	
Malappuram	Nilambur	0	158.45	0	1058.85	1691	2170		0		0		0
	Wandoor	0	363	0	2875.2	0	7027		66		177		0
	Kalikav	0	49.5	0	368	20	470.5		10.5		6		0
	Perinthalmanna	0	244	0	1709.6	260	2427		25		31.5		0
	Mankada	0	109.5	0	538	0	651		3		0		0
	Malappuram	0	90.5	0	3668.9	173	2827.5		0		0		0
	Arikkode	0	515.8	395	16819.8	222	13497.7		384		164		0
	Kondotty	0	662	0	8289	0	4283		1.5		51.4		0
	Thirurangadi	0	285.5	0	694.5	0	2153.5		0		0		0
	Thanur	0	505.5	0	1279.5	400	2658.6		0		0		0
Tirur	0	501	0	318	0	1418.5		1.5		0		0	
Kuttippuram	2	1277	0	420.7	396	3561		12		10.5		0	

Vengara	0	396.5	10	3218	0	3382.5	0	0	0	0	0	
Ponnani	0	144.5	0	226.5	0	682.5	7.5	0	0	0		
Perumpadappu	0	12	0	3	0	201	0	0	0	0		
<b>Block Total</b>	<b>2</b>	<b>5314.75</b>	<b>405</b>	<b>41487.55</b>	<b>3162</b>	<b>47411.3</b>	<b>0</b>	<b>511</b>	<b>0</b>	<b>440.4</b>	<b>0</b>	<b>0</b>
Malappuram (M)	0	474	0	2344.5	0	2185	25.5	0	0	0		
Tirur (M)	0	51	0	780	0	1387.5	3	0	0	0		
Manjeri (M)	0	0	0	13.5	0	30	0	0	0	0		
Ponnani (M)	0	635	0	2947.2	20	1419	131.5	26	0	0		
Perinthalmanna (M)	0	0	0	0	0	27	0	0	0	0		
Kottakkal(M)	0	25.5	0	609.5	20	812	0	0	0	0		
Nilambur(M)	0	30	0	95.6	21	360.5	0	0	0	0		
<b>Municipality Total</b>	<b>0</b>	<b>1215.5</b>	<b>0</b>	<b>6790.3</b>	<b>61</b>	<b>6221</b>	<b>0</b>	<b>160</b>	<b>0</b>	<b>28</b>	<b>0</b>	<b>0</b>
<b>District Total</b>	<b>2</b>	<b>6530.25</b>	<b>405</b>	<b>48277.85</b>	<b>3223</b>	<b>53632.3</b>	<b>0</b>	<b>671</b>	<b>0</b>	<b>466.4</b>	<b>0</b>	<b>0</b>

Table-19(2)C  
Block wise Production of Courtyard Crops (in Kg)

District	Block	Banana	Plantain (Fruit)	Plantain	Guava	Gooseberry	Jackfruit	Orange	Mango	Pappaya	Pineapple	Sapotta	West Indian Cherry
		Kg	Kg	Kg	Kg	Kg	Nos	Kg	Kg	Kg	Kg	Kg	Kg
Idukki	Adimali	2534.22	14078.33	10663.13	237.053	0	540	110	4919.919	426.7	0	0	0
	Devikulam	123.5	592.8	2371.2	293.201	0	1860	512.294	30222.36	1111.5	0	791.667	0
	Nedumkandam	420.147	1283.906	0	226.564	0	315	0	2761.178	15367.35	31	133	0
	Elamdesom	66.69	45.448	0	439.801	0	540	0	1987.378	510.796	0	0	0
	Idukki	66.69	96.577	402.06	333.183	0	261	45.741	828.354	760.76	0	133	0
	Kattappana	366.795	141.772	0	186.582	0	27	100.63	331.342	173.888	0	598.5	0
	Thodupuzha	10243.58	5811.663	7785.44	1092.84	57	4975	0	18499.9	2901.756	401.837	0	0
	Azhutha	0	17.043	0	39.094	0	0	0	0	0	0	0	0
	<b>Block Total</b>	<b>13821.63</b>	<b>22067.53</b>	<b>21221.83</b>	<b>2848.318</b>	<b>57</b>	<b>8518</b>	<b>768.665</b>	<b>59550.43</b>	<b>21252.75</b>	<b>432.837</b>	<b>1656.167</b>	<b>0</b>
	Thodupuzha(M)	0	0	0	0	0	0	0	0	0	0	0	0
<b>District Total</b>	<b>13821.63</b>	<b>22067.53</b>	<b>21221.83</b>	<b>2848.318</b>	<b>57</b>	<b>8518</b>	<b>768.665</b>	<b>59550.43</b>	<b>21252.75</b>	<b>432.837</b>	<b>1656.167</b>	<b>0</b>	
Malappuram	Nilambur	142	356	0	38	0	112	0	325	1031	0	66	4.4
	Wandoor	156	40	123	0	16	266	0	523	139	4.8	198	20.4
	Kalikav	0	29.9	100	260.9	0	289	0	2038	1098	15	266	20.4
	Perinthalmanna	4857	154.6	224	89.2	0	241	0	1697	554	0	200	4.4
	Mankada	48	63.6	25	124.6	0	242	0	1426	293.4	2	132	20.4
	Malappuram	0	15.2	0	151.3	0	0	0	2088	1442.9	0	198	0
	Arikkode	84.8	781.1	468	2404	196	1634	0	16850	2735	2.5	1170	0
	Kondotty	681	5.2	0	0	0	254	0	1852	214	0	13	4.4
	Thirurangadi	0	4.7	0	0	32	0	0	0	55	0	66	0
	Thanur	98.5	949.9	20	1645.4	64	9239	0	22138	3646	195.6	1852	8.8

Tirur	0	0	0	8.9	0	0	0	348	40	0	0	0
Kuttiapuram	240.6	167.5	171	0	0	30	0	152	0	0.9	66	0
Vengara	346	13.5	146	88.9	0	26	0	0	0	0	66	0
Ponnani	0	0	0	0	0	0	0	0	0	0	0	0
Perumpadappu	0	0	0	0	0	0	0	0	0	0	0	0
<b>Block Total</b>	<b>6653.9</b>	<b>2581.2</b>	<b>1277</b>	<b>4811.2</b>	<b>308</b>	<b>12333</b>	<b>0</b>	<b>49437</b>	<b>11248.3</b>	<b>220.8</b>	<b>4293</b>	<b>83.2</b>
Malappuram (M)	3122	58.7	0	115	167	26	0	394	766	0.6	317	20.4
Tirur (M)	0	0	0	0	0	0	0	0	0	0	0	0
Manjeri (M)	0	0	0	0	0	0	0	0	104	0	0	0
Ponnani (M)	0	0	29	0	0	0	0	0	48	0	0	0
Perinthalmanna (M)	0	0	0	0	0	0	0	0	0	0	0	0
Kottakkal(M)	0	0	0	0	0	0	0	0	0	0	0	0
Nilambur(M)	462	0	0	39	0	76	0	0	249	0	0	0
<b>Municipality Total</b>	<b>3584</b>	<b>58.7</b>	<b>29</b>	<b>154</b>	<b>167</b>	<b>102</b>	<b>0</b>	<b>394</b>	<b>1167</b>	<b>0.6</b>	<b>317</b>	<b>20.4</b>
<b>District Total</b>	<b>10237.9</b>	<b>2639.9</b>	<b>1306</b>	<b>4965.2</b>	<b>475</b>	<b>12435</b>	<b>0</b>	<b>49831</b>	<b>12415.3</b>	<b>221.4</b>	<b>4610</b>	<b>103.6</b>

**Table-19(2)C**  
**Block wise Production of Courtyard Crops (in Kg)**

District	Block	Cashewnut	Cocoa	Coconut	Passion Fruit		Mulberry	Eggfruit		Rose apple	Strawberry	Panineer Champa	Rambutan
		Kg	Kg	Nos	Kg	Nos	Kg	Kg	Nos	Kg	Kg	Kg	Kg
Idukki	Adimali	539.301	29929.19	27832	0	0	0	0	0	0	0	0	0
	Devikulam	0	0	4717	0	6.175	333.256	0	0	0	0	0	0
	Nedumkandam	0	0	3094	0	0	0	0	0	5869.763	0	0	0
	Elamdesom	0	2.964	1052	0	15.437	0	0	0	74.301	0	0	0
	Idukki	2.696	773.352	166	0	0	0	0	0	0	0.449	0	0
	Kattappana	0	0	0	0	0	0	0	0	0	0	0	0
	Thodupuzha	134.825	385.32	12348	0	0	0	0	0	74.301	0	0	0
	Azhutha	0	0	0	0	0	0	0	0	0	0	0	0
	<b>Block Total</b>	<b>676.822</b>	<b>31090.82</b>	<b>49209</b>	<b>0</b>	<b>21.612</b>	<b>333.256</b>	<b>0</b>	<b>0</b>	<b>6018.365</b>	<b>0.449</b>	<b>0</b>	<b>0</b>
	Thodupuzha(M)	0	0	0	0	0	0	0	0	0	0	0	0
<b>District Total</b>	<b>676.822</b>	<b>31090.82</b>	<b>49209</b>	<b>0</b>	<b>21.612</b>	<b>333.256</b>	<b>0</b>	<b>0</b>	<b>6018.365</b>	<b>0.449</b>	<b>0</b>	<b>0</b>	
Malappuram	Nilambur	43	0	690	25	0	0	0	0	8.5	0	0	0
	Wandoor	39	0	2318	0	3	0	0	0	114	0	0	0
	Kalikav	11.5	0	4549	0	1	0	0	0	10	0	0	0
	Perinthalmanna	4.8	0	80350	0	1	0	0	0	55.5	0	0	0
	Mankada	28.2	0	2052	0	0	0	0	0	13	0	0	0
	Malappuram	8.7	0	0	0	0	0	0	0	105	0	0	0
	Arikkode	183.4	0.5	33710	20	0	0	0	70	20	200.5	0	0
	Kondotty	251	0	35992	0	1	0	0	0	10	0	0	0.1
	Thirurangadi	0	0	259	0	0	0	0	0	0	0	0	0
	Thanur	302.5	0	976297	0	0	0	0	0	10	0	0	0
Tirur	0	0	190	0	0	0	0	0	0	0	0	0	

	Kuttippuram	0	0	7345	0	0	0	0	0	0	0	0	0
	Vengara	5.8	0	22042	0	0	0	0	0	143.5	0	0	0
	Ponnani	0	0	0	0	0	0	0	0	0	0	0	0
	Perumpadappu	0	0	0	0	0	0	0	0	0	0	0	0
	<b>Block Total</b>	<b>877.9</b>	<b>0.5</b>	<b>1165794</b>	<b>45</b>	<b>6</b>	<b>0</b>	<b>70</b>	<b>20</b>	<b>670</b>	<b>0</b>	<b>0</b>	<b>0.1</b>
	Malappuram (M)	7	0	12741	0	3	0	0	0	0	0	0	0
	Tirur (M)	0	0	0	0	0	0	0	0	0	0	0	0
	Manjeri (M)	0	0	0	0	0	0	0	0	0	0	0	0
	Ponnani (M)	0	0	1925	0	0	0	0	0	0	0	0	0
	Perinthalmanna (M)	0	0	0	0	0	0	0	0	0	0	0	0
	Kottakkal(M)	0	0	0	0	0	0	0	0	34	0	0	0
	Nilambur(M)	0	0	146743	0	0	0	0	0	0	0	0	0
	<b>Municipality Total</b>	<b>7</b>	<b>0</b>	<b>161409</b>	<b>0</b>	<b>3</b>	<b>0</b>	<b>0</b>	<b>0</b>	<b>34</b>	<b>0</b>	<b>0</b>	<b>0</b>
	<b>District Total</b>	<b>884.9</b>	<b>0.5</b>	<b>1327203</b>	<b>45</b>	<b>9</b>	<b>0</b>	<b>70</b>	<b>20</b>	<b>704</b>	<b>0</b>	<b>0</b>	<b>0.1</b>



Table-19(2)C  
Block wise Production of Courtyard Crops (in Kg)

District	Block	Pomegranate	BabelNarakam	Indian Hog Plum	Mangostean	Custard apple	Gooseberry (Seema nellikka)	Grapes	Apple	Marathakkali	Sabergil	Plume
		Kg	Kg	Kg	Kg	Kg	Kg	Kg	Kg	Kg	Kg	Kg
Idukki	Adimali	0	0	0	0	0	0	0	0	0	0	0
	Devikulam	0	0	0	0	481.65	0	0	46.667	0	0	431.286
	Nedumkandam	0	0	0	0	0	0	0	0	0	0	0
	Elamdesom	0	0	0	0	0	0	0	0	0	0	0
	Idukki	0	0	0	0	0	0	0	0	0	0	0
	Kattappana	0	0	0	0	0	0	0	0	0	0	0
	Thodupuzha	0	0	0	0	0	0	0	0	0	0	0
	Azhutha	0	0	0	0	0	0	0	0	0	0	0
	<b>Block Total</b>	<b>0</b>	<b>0</b>	<b>0</b>	<b>0</b>	<b>481.65</b>	<b>0</b>	<b>0</b>	<b>46.667</b>	<b>0</b>	<b>0</b>	<b>431.286</b>
	Thodupuzha(M)	0	0	0	0	0	0	0	0	0	0	0
<b>District Total</b>	<b>0</b>	<b>0</b>	<b>0</b>	<b>0</b>	<b>481.65</b>	<b>0</b>	<b>0</b>	<b>46.667</b>	<b>0</b>	<b>0</b>	<b>431.286</b>	
Malappuram	Nilambur	0	0	0	0	0	0	0	0	0	0	0
	Wandoor	10	0	0	0	0	0	0	0	0	0	0
	Kalikav	0	0	0	0	0	0	0	0	0	0	0
	Perinthalmanna	0	0	0	0	0	0	0	0	0	0	0
	Mankada	0	0	0	0	0	0	0	0	0	0	0
	Malappuram	40	0	0	0	0	0	0	0	0	0	0
	Arikkode	10	0	0	0	34	0	0	0	0	0	0
	Kondotty	15	0	0	0	0	0	0	0	0	0	0
	Thirurangadi	0	0	0	0	0	0	0	0	0	0	0
Thanur	0	0	0	0	0	0	0	0	0	0	0	
Tirur	0	0	0	0	0	0	0	0	0	0	0	

Kuttippuram	10	0	0	0	0	0	0	0	0	0	0	0
Vengara	20	0	0	0	0	0	0	0	0	0	0	0
Ponnani	0	0	0	0	0	0	0	0	0	0	0	0
Perumpadappu	0	0	0	0	0	0	0	0	0	0	0	0
<b>Block Total</b>	<b>105</b>	<b>0</b>	<b>0</b>	<b>0</b>	<b>34</b>	<b>0</b>	<b>0</b>	<b>0</b>	<b>0</b>	<b>0</b>	<b>0</b>	<b>0</b>
Malappuram (M)	0	0	0	0	0	0	0	0	0	0	0	0
Tirur (M)	0	0	0	0	0	0	0	0	0	0	0	0
Manjeri (M)	0	0	0	0	0	0	0	0	0	0	0	0
Ponnani (M)	0	0	0	0	0	0	0	0	0	0	0	0
Perinthalmanna (M)	0	0	0	0	0	0	0	0	0	0	0	0
Kottakkal(M)	0	0	0	0	0	0	0	0	0	0	0	0
Nilambur(M)	0	0	0	0	0	0	0	0	0	0	0	0
<b>Municipality Total</b>	<b>0</b>	<b>0</b>	<b>0</b>	<b>0</b>	<b>0</b>	<b>0</b>	<b>0</b>	<b>0</b>	<b>0</b>	<b>0</b>	<b>0</b>	<b>0</b>
<b>District Total</b>	<b>105</b>	<b>0</b>	<b>0</b>	<b>0</b>	<b>34</b>	<b>0</b>	<b>0</b>	<b>0</b>	<b>0</b>	<b>0</b>	<b>0</b>	<b>0</b>

Table-19(2)C  
Block wise Production of Courtyard Crops (in Kg)

District	Block	Pichees	Arinelli(Red gooseberry)	Lemon small	Lemon big	Other Fruits
		Kg	Kg	Kg	Kg	Kg
Idukki	Adimali	0	0	0	0	0
	Devikulam	0	0	0	0	5460
	Nedumkandam	0	0	4813.536	0	0
	Elamdesom	0	0	0	0	0
	Idukki	0	0	0	0	0
	Kattappana	0	0	0	0	0
	Thodupuzha	0	0	0	0	0
	Azhutha	0	0	0	0	0
	<b>Block Total</b>	0	0	<b>4813.536</b>	0	<b>5460</b>
	Thodupuzha(M)	0	0	0	0	0
	<b>District Total</b>	0	0	<b>4813.536</b>	0	<b>5460</b>
Malappuram	Nilambur	0	0	0	0	0
	Wandoor	0	0	0	0	0
	Kalikav	0	0	0	0	0
	Perinthalmanna	0	0	0	0	0
	Mankada	0	0	0	0	0
	Malappuram	0	0	0	0	0
	Arikkode	0	0	0	0	0
	Kondotty	0	0	0	0	0
	Thirurangadi	0	0	0	0	0
	Thanur	0	0	0	0	0

Tirur	0	0	0	0	0
Kuttippuram	0	0	0	0	0
Vengara	0	0	0	0	0
Ponnani	0	0	0	0	0
Perumpadappu	0	0	0	0	0
<b>Block Total</b>	<b>0</b>	<b>0</b>	<b>0</b>	<b>0</b>	<b>0</b>
Malappuram (M)	0	0	0	0	0
Tirur (M)	0	0	0	0	0
Manjeri (M)	0	0	0	0	0
Ponnani (M)	0	0	0	0	0
Perinthalmanna (M)	0	0	0	0	0
Kottakkal(M)	0	0	0	0	0
Nilambur(M)	0	0	0	0	0
<b>Municipality Total</b>	<b>0</b>	<b>0</b>	<b>0</b>	<b>0</b>	<b>0</b>
<b>District Total</b>	<b>0</b>	<b>0</b>	<b>0</b>	<b>0</b>	<b>0</b>

Table-19(2)D  
Block wise Production of Courtyard Crops (in Kg)

District	Block	Eucalyptus	Kachura	Lemongrass	Palamarose	Khas-Khas	Chethikoduveli	Chenganeerkizhangu	Kasthuripasupar	Sweetflag	Malabarnut
		Kg	Kg	Kg	Kg	Kg	Nos	Kg	Kg	Kg	Kg
Idukki	Adimali	0	0	0	0	0	0.067	0	0	0	0.5
	Devikulam	300	0	0	0	0	0	0	0	0	0
	Nedumkandam	0	0	0	0	0	0	0	0	0	0
	Elamdesom	0	0	0	0	0	0	0	0	0	0
	Idukki	2	0.1	1	0	0.111	0.033	0	0	0.3	0
	Kattappana	0	0	0	0	0	0	0	0	0	0
	Thodupuzha	0	0	0	0	0.022	0	0	1	0	1.9
	Azhutha	0	0	0	0	0	0	0	0	3	6
	<b>Block Total</b>	<b>302</b>	<b>0.1</b>	<b>1</b>	<b>0</b>	<b>0.133</b>	<b>0.1</b>	<b>0</b>	<b>1</b>	<b>3.3</b>	<b>8.4</b>
	Thodupuzha(M)	0	0	0	0	0	0	0	0	0	0
<b>District Total</b>	<b>302</b>	<b>0.1</b>	<b>1</b>	<b>0</b>	<b>0.133</b>	<b>0.1</b>	<b>0</b>	<b>1</b>	<b>3.3</b>	<b>8.4</b>	
Malappuram	Nilambur	0	0	0	0	0	0.03	0	0	0	0.1
	Wandoor	0	0.1	0	0.1	0.07	0.03	0	0.62	0.1	1.24
	Kalikav	0	0	0	0	0	0.03	0	0	0	0
	Perinthalmanna	0	0	0	0	0.01	0	0	0.1	0	0.19
	Mankada	0	0	4	0	0	0.03	0	0	0	0
	Malappuram	0	0	0	0	0	0	0	0	0	0
	Arikkode	1.2	0	15.8	0	0.005	0	0	0	0	750.37
	Kondotty	0	0	0	0	0	0	0	0	0	0
	Thirurangadi	0	0	0	0	0	0	0	0	0	0
	Thanur	0	0	0	0	0	0	0	0	0	0
Tirur	0	0	0	0	0	0	0	0	0	0	

	Kuttippuram	0	0	0	0	0	0	0	0	0	0
	Vengara	0	0	0	0	0	0	0	1	0	0
	Ponnani	0	0	0	0	0	0	0	0	0	0
	Perumpadappu	0	0	0	0	0	0	0	0	0	0
	<b>Block Total</b>	<b>1.2</b>	<b>0.1</b>	<b>19.8</b>	<b>0.1</b>	<b>0.085</b>	<b>0.12</b>	<b>0</b>	<b>1.72</b>	<b>0.1</b>	<b>751.9</b>
	Malappuram (M)	0.2	0	0	0	0.02	0	0	3	0.1	0
	Tirur (M)	0	0	0	0	0	0	0	0	0	0
	Manjeri (M)	0	0	0	0	0	0	0	0	0	0
	Ponnani (M)	0	0	0	0	0	0	0	0	0	0
	Perinthalmanna (M)	0	0	0	0	0	0	0	0	0	0
	Kottakkal(M)	0	0	0	0	0	0	0	0	0	0
	Nilambur(M)	0	0	0	0	0	0	0	0	0	0
	<b>Municipality Total</b>	<b>0.2</b>	<b>0</b>	<b>0</b>	<b>0</b>	<b>0.02</b>	<b>0</b>	<b>0</b>	<b>3</b>	<b>0.1</b>	<b>0</b>
	<b>District Total</b>	<b>1.4</b>	<b>0.1</b>	<b>19.8</b>	<b>0.1</b>	<b>0.105</b>	<b>0.12</b>	<b>0</b>	<b>4.72</b>	<b>0.2</b>	<b>751.9</b>

Table-19(2)D  
Block wise Production of Courtyard Crops (in Kg)

District	Block	Indianaloe		Chiretta plant	Asparagus	Brahmi	Palmuthukku	Hollbasil		Long Pepper	Sida	Asgand
		Nos	Kg	Kg	Kg	Kg	Kg	Nos	Kg	Kg	Kg	Kg
Idukki	Adimali	0.3	0	0	1	0	0	217.982	0	0	0	0
	Devikulam	0	0	0	0	0	0	1.295	0	0	0	0
	Nedumkandam	0	0	0	0	0	0	0.341	0	0	0	0
	Elamdesom	0.834	0	0	0	0	0	17.32	0	0	0	0
	Idukki	0	0	0	1.5	0	0	20.044	0	0	0	0
	Kattappana	0	0	0	0	0	0	84.948	0	0	0	1
	Thodupuzha	0.334	0	0.05	0.2	0.2	0	112.348	0	0	7.3	0

	Azhutha	2,251	0	0	0	0	0	186.378	0	0	0	0
	<b>Block Total</b>	<b>3,719</b>	<b>0</b>	<b>0.05</b>	<b>2.7</b>	<b>0.2</b>	<b>0</b>	<b>640.656</b>	<b>0</b>	<b>0</b>	<b>7.3</b>	<b>1</b>
	Thodupuzha(M)	0	0	0	0	0	0	0	0	0	0	0
	<b>District Total</b>	<b>3,719</b>	<b>0</b>	<b>0.05</b>	<b>2.7</b>	<b>0.2</b>	<b>0</b>	<b>640.656</b>	<b>0</b>	<b>0</b>	<b>7.3</b>	<b>1</b>
Malappuram	Nilambur	0.5	0	0	0.5	0	0	38.44	0	0	0	0
	Wandoor	7	0	0	0.82	0	0	127.5	0	0.6	0	0
	Kalikav	0.2	0	0	0	0	0	552.85	0	0	0	0
	Perinthalmanna	0	0	0	0	0	0	572.87	20	0	0.5	0
	Mankada	0.2	0	0	0	0	0	18.9	0	0	0	0
	Malappuram	0	0	0	0	0	0	19.9	0	0	1	0
	Arikkode	2.8	15	1	0.2	0	0.5	4069.14	12	2	0	0
	Kondotty	5.3	0	0	0	0	0	35.45	0	0	0	0
	Thirurangadi	0	0	0	0	0	0	1.5	0	0	0.4	0
	Thanur	0	0	0	0.2	0	0	12.6	0	0	1	0
	Tirur	0	0	0	0.1	0	0	1.2	0	0	0	0
	Kuttippuram	500.2	0	0	0	0	0	11.4	60	0	2	0
	Vengara	0	0	0	0.3	0	0	2.2	2	0	0	0
	Ponnani	0	0	0	0	0	0	4.34	0	0	0	0
	Perumpadappu	0	0	0	0	0	0	0	0	0	0	0
	<b>Block Total</b>	<b>516.2</b>	<b>15</b>	<b>1</b>	<b>2.12</b>	<b>0</b>	<b>0.5</b>	<b>5468.29</b>	<b>94</b>	<b>2.6</b>	<b>4.9</b>	<b>0</b>
	Malappuram (M)	1	0	0	0	0	0	77.3	0	0	0	0
	Tirur (M)	0	0	0	0	0	0	0.5	0	0	0	0
	Manjeri (M)	0	0	0	0	0	0	0	0	0	0	0
	Ponnani (M)	0.5	0	0	0	0	0	0	0	0	0	0
	Perinthalmanna (M)	0	0	0	0	0	0	0	0	0	0	0
	Kottakkal(M)	0	0	0	0	0	0	5.8	0	0	0	0
	Nilambur(M)	0	0	0	0	0	0	1	0	0	0	0
	<b>Municipality Total</b>	<b>1.5</b>	<b>0</b>	<b>0</b>	<b>0</b>	<b>0</b>	<b>0</b>	<b>84.6</b>	<b>0</b>	<b>0</b>	<b>0</b>	<b>0</b>
	<b>District Total</b>	<b>517.7</b>	<b>15</b>	<b>1</b>	<b>2.12</b>	<b>0</b>	<b>0.5</b>	<b>5552.89</b>	<b>94</b>	<b>2.6</b>	<b>4.9</b>	<b>0</b>

Table-19(2)E  
Block wise Production of Courtyard Crops (in Kg)

District	Block	Aracanut	Betelleaf	Cinamon	Clove	Vanila	Ginger	Mango ginger	Nutmeg
		Kg	Kg	Kg	Kg	Kg	Kg	Kg	Kg
Idukki	Adimali	3981.063	0	0	52.983	0	1362	0	1150.4
	Devikulam	693.681	0	0	0	0	0	0	0
	Nedumkandam	0	0	0	0	71.532	40.94	2.594	37.462
	Elamdesom	69.369	0.148	0	0	0	0.556	0	14.408
	Idukki	345.106	0	1.2	9.057	0	360.494	0	8.645
	Kattappana	85.608	0.148	0	44	0	0	0	21
	Thodupuzha	31.216	0	2.6	0	0	100.247	0	0
	Azhutha	42420	0	0	0	0	0	0	0
	<b>Block Total</b>	<b>47626.043</b>	<b>0.296</b>	<b>3.8</b>	<b>106.04</b>	<b>71.532</b>	<b>1864.237</b>	<b>2.594</b>	<b>1231.915</b>
	Thodupuzha(M)	0	0	0	0	0	0	0	0
<b>District Total</b>	<b>47626.043</b>	<b>0.296</b>	<b>3.8</b>	<b>106.04</b>	<b>71.532</b>	<b>1864.237</b>	<b>2.594</b>	<b>1231.915</b>	
Malappuram	Nilambur	8.2	0	0	0	0	0	0	0
	Wandoor	6.1	0.024	0	0	0	6.4	52.5	0
	Kalikav	26.1	0.012	0	0	0	13.9	52.5	0
	Perinthalmanna	119	0.004	0	0	0	0.3	0	0
	Mankada	156	2.4	0	0	0	117	52.5	0
	Malappuram	0	0	0	0	0	0	0	0
	Arikkode	209.3	0	0	0	0	25.49	0	14.3
	Kondotty	138.6	0	0	0	0	0	0	0
	Thirurangadi	71.4	0	0	0	0	0.04	0	0
	Thanur	39.9	0	0	0	0	0	0	0



Tirur	0	0	0	0	0	0	0	0	0
Kuttippuram	32.7	0.01	0	0	0	0.07	0	0	0
Vengara	23	0	0	0	0	0	0	0	1.6
Ponnani	0	0	0	0	0	0	0	0	0
Perumpadappu	18	0	0	0	0	0	0	0	0
<b>Block Total</b>	<b>848.3</b>	<b>2.45</b>	<b>0</b>	<b>0</b>	<b>0</b>	<b>163.2</b>	<b>157.5</b>	<b>15.9</b>	
Malappuram (M)	1166.5	0.092	3	0	0	192.2	5.9	3.2	
Tirur (M)	0	0	0	0	0	0	0	0	
Manjeri (M)	0	0	0	0	0	0	0	0	
Ponnani (M)	0	0	0	0	0	0	0	0	
Perinthalmanna (M)	0	0	0	0	0	0	0	0	
Kottakkal(M)	0	0	0	0	0	0	0	0	
Nilambur(M)	0	0	0	0	0	0.07	2.5	0	
<b>Municipality Total</b>	<b>1166.5</b>	<b>0.092</b>	<b>3</b>	<b>0</b>	<b>0</b>	<b>192.27</b>	<b>8.4</b>	<b>3.2</b>	
<b>District Total</b>	<b>2014.8</b>	<b>2.542</b>	<b>3</b>	<b>0</b>	<b>0</b>	<b>355.47</b>	<b>165.9</b>	<b>19.1</b>	

Table-19(2)E  
Block wise Production of Courtyard Crops (in Kg)

District	Block	Pepper	Turmeric	Tamarind	Cardamom	Sarvasugandhi	Fennel
		Kg	Kg	Kg	Kg	Kg	Kg
Idukki	Adimali	2434.023	856	137.574	11.422	0	0
	Devikulam	0	20	0	63.392	0	0
	Nedumkandam	0	23.527	0	0	0	0
	Elamdesom	0	1.112	0	0	0	0
	Idukki	423.079	10.806	56.626	0	0	0
	Kattappana	84.5	0	0	519.699	0	0
	Thodupuzha	35.127	0.216	177.97	0	25	0

	Azhutha	1069.631	0	0	31.696	0	0
	<b>Block Total</b>	<b>4046.36</b>	<b>911.661</b>	<b>372.17</b>	<b>626.209</b>	<b>25</b>	<b>0</b>
	Thodupuzha(M)	0	0	0	0	0	0
	<b>District Total</b>	<b>4046.36</b>	<b>911.661</b>	<b>372.17</b>	<b>626.209</b>	<b>25</b>	<b>0</b>
Malappuram	Nilambur	0	0	1.6	0	0	0
	Wandoor	8.3	90.64	252	0	2.6	0
	Kalikav	6.2	49.1	84	0	0	0
	Perinthalmanna	10.4	0	166	0	0	0
	Mankada	75	39.7	2990	0	0	0
	Malappuram	0	0	0	0	0	0
	Arikkode	4.4	3537	493	0	0	0
	Kondotty	3.3	1.4	0	0	0	0
	Thirurangadi	0	0.04	0	0	0	0
	Thanur	2.2	0	14	0	0	0
	Tirur	0	0	0	0	0	0
	Kuttippuram	8.3	0.24	0	0	0	0
	Vengara	4.9	26	0	0	0	0
	Ponnani	0	0	0	0	0	0
	Perumpadappu	0	0	0	0	0	0
	<b>Block Total</b>	<b>123</b>	<b>3744.12</b>	<b>4000.6</b>	<b>0</b>	<b>2.6</b>	<b>0</b>
	Malappuram (M)	3.7	0.7	205	0	0	0
	Tirur (M)	0	0	0	0	0	0
	Manjeri (M)	0	0	0	0	0	0
	Ponnani (M)	0	0	0	0	0	0
	Perinthalmanna (M)	0	0	0	0	0	0
	Kottakkal(M)	0	0	0	0	0	0
	Nilambur(M)	0	1	0	0	0	0
	<b>Municipality Total</b>	<b>3.7</b>	<b>1.7</b>	<b>205</b>	<b>0</b>	<b>0</b>	<b>0</b>
	<b>District Total</b>	<b>126.7</b>	<b>3745.82</b>	<b>4205.6</b>	<b>0</b>	<b>2.6</b>	<b>0</b>

Table-19(2)F  
Block wise Production of Courtyard Crops

District	Block	Tea	Coffee	Rubber	Grantees	Siver Oak	Battle	Other Plantation Crops
		Kg	Kg	Kg	Kg	Kg	Kg	Kg
Idukki	Adimali	0	33.684	22	0	0	0	0
	Devikulam	0	148.534	0	0	0	0	11.5
	Nedumkandam	0	1469.116	0	0	0	0	0
	Elamdesom	0	51.042	278.122	0	0	0	0
	Idukki	0	15110.601	348.606	0	0	0	0
	Kattappana	0	6445.019	0	0	0	0	0
	Thodupuzha	0	73.756	3848.414	0	0	0	0
	Azhutha	0	4291.826	0	0	0	0	0
	<b>Block Total</b>	<b>0</b>	<b>27623.578</b>	<b>4497.142</b>	<b>0</b>	<b>0</b>	<b>0</b>	<b>11.5</b>
	Thodupuzha(M)	0	1.335	0	0	0	0	0
	<b>District Total</b>	<b>0</b>	<b>27624.913</b>	<b>4497.142</b>	<b>0</b>	<b>0</b>	<b>0</b>	<b>11.5</b>
	Malappuram	Nilambur	0	7.5	0	0	0	0
Wandoor		0	2.5	49	0	0	0	0
Kalikav		0	0	0	0	0	0	0
Perinthalmanna		0	5	0	0	0	0	0
Mankada		0	0	0	0	0	0	0
Malappuram		0	0	0	0	0	0	0
Arikkode		0	2.5	0	0	0	0	0
Kondotty		0	20	0	0	0	0	0
Thirurangadi		0	0	0	0	0	0	0
Thanur		0	0	0	0	0	0	0
Tirur		0	0	0	0	0	0	0

	Kuttippuram	0	0	0	0	0	0	0
	Vengara	0	0	0	0	0	0	0
	Ponnani	0	0	0	0	0	0	0
	Perumpadappu	0	0	0	0	0	0	0
	<b>Block Total</b>	<b>0</b>	<b>37.5</b>	<b>49</b>	<b>0</b>	<b>0</b>	<b>0</b>	<b>0</b>
	Malappuram (M)	0	0	0	0	0	0	0
	Tirur (M)	0	0	0	0	0	0	0
	Manjeri (M)	0	0	0	0	0	0	0
	Ponnani (M)	0	0	0	0	0	0	0
	Perinthalmanna (M)	0	0	0	0	0	0	0
	Kottakkal(M)	0	0	0	0	0	0	0
	Nilambur(M)	0	0	0	0	0	0	0
	<b>Municipality Total</b>	<b>0</b>	<b>0</b>	<b>0</b>	<b>0</b>	<b>0</b>	<b>0</b>	<b>0</b>
	<b>District Total</b>	<b>0</b>	<b>37.5</b>	<b>49</b>	<b>0</b>	<b>0</b>	<b>0</b>	<b>0</b>

Table-20(2) A  
Block wise Production of Orchard Crops (in Kg)

District	Block	Amaranthus	Ladiesfinger	Chinese Potato	Bittergourd	Snakegourd	Cucumber	Bottlegourd	Pumpkin	Ashgourd	Brinjal
Idukki	Adimali	324.059	1.867	1934	390.26	197.106	59.286	15.808	177.858	220.099	124.288
	Devikulam	505.304	0	126.4	191.952	15	0	0	264.929	0	85.445
	Nedumkandam	0	0	0	0	0	0	0	0	0	0
	Elamdesom	0	0	0	0	0	0	0	0	0	0
	Idukki	0	0	0	0	0	0	0	0	0	0
	Kattappana	0	0	0	0	0	0	0	0	0	0
	Thodupuzha	0	0	0	0	0	0	0	0	0	0
	Azhutha	0	0	0	0	0	0	0	0	0	0
	<b>Block Total</b>	<b>829.363</b>	<b>1.867</b>	<b>2060.4</b>	<b>582.212</b>	<b>212.106</b>	<b>59.286</b>	<b>15.808</b>	<b>442.787</b>	<b>220.099</b>	<b>209.733</b>

	Thodupuzha(M)	0	0	0	0	0	0	0	0	0	0
	<b>District Total</b>	<b>829.363</b>	<b>1.867</b>	<b>2060.4</b>	<b>582.212</b>	<b>212.106</b>	<b>59.286</b>	<b>15.808</b>	<b>442.787</b>	<b>220.099</b>	<b>209.733</b>
Malappuram	Nilambur	3.57	0.4	0	4.6	0	0	0	0	0	0.8
	Wandoor	0	0	0	0	0	0	0	0	0	0
	Kalikav	0	0	0	0	0	0	0	0	0	0
	Perinthalmanna	0.8	0.8	0	5.8	0	0	0	0	0	0
	Mankada	0	0	0	0	0	0	0	0	0	0
	Malappuram	0	0	0	0	0	0	0	0	0	0
	Arikkode	0	1.9	0	0	0	0	0	32	0	0
	Kondotty	0.01	0.9	0	14	2.5	0	0	0	0	0
	Thirurangadi	0	0	0	0	0	0	0	0	0	0
	Thanur	0.1	0.1	0	0	0	0	0	0	0	0
	Tirur	0	0	0	0	0	0	0	0	0	0
	Kuttippuram	0	1.1	0	0	0	0	0	0	0	2.7
	Vengara	0.86	1.7	0	8.2	0	0	6.9	0	13	4
	Ponnani	0	0	0	0	0	0	0	0	24	0
	Perumpadappu	0	0	0	0	0	0	0	0	0	0
	<b>Block Total</b>	<b>5.34</b>	<b>6.9</b>	<b>0</b>	<b>32.6</b>	<b>2.5</b>	<b>0</b>	<b>6.9</b>	<b>32</b>	<b>37</b>	<b>7.5</b>
	Malappuram (M)	0	0	0	0	0	0	0	0	0	0
	Tirur (M)	0	0	0	0	0	0	0	0	0	0
	Manjeri (M)	0	0	0	0	0	0	0	0	0	0
	Ponnani (M)	0.2	0	0	3	0	0	0	0	0	0
	Perinthalmanna (M)	0	0	0	0	0	0	0	0	0	0
	Kottakkal(M)	0	0	0	0	0	0	0	0	0	0
	Nilambur(M)	0	0	0	0	0	0	0	0	0	0
	<b>Municipality Total</b>	<b>0.2</b>	<b>0</b>	<b>0</b>	<b>3</b>	<b>0</b>	<b>0</b>	<b>0</b>	<b>0</b>	<b>0</b>	<b>0</b>
	<b>District Total</b>	<b>5.54</b>	<b>6.9</b>	<b>0</b>	<b>35.6</b>	<b>2.5</b>	<b>0</b>	<b>6.9</b>	<b>32</b>	<b>37</b>	<b>7.5</b>

**Table-20(2) A**  
**Block wise Production of Orchard Crops (in Kg)**

District	Block	Green Chilly	Tomato	Cabbage	Cauliflower	Carrot	Beetroot	Potato	Lablabean	
Idukki	Adimali	65.623	30.233	12.379	0	0	0	0	0.8	
	Devikulam	385.7	2886.402	757170	725	701099	14300	537412.5	1440	
	Nedumkandam	0	0	0	0	0	0	0	0	
	Elamdesom	0	0	0	0	0	0	0	0	
	Idukki	0	346.746	0	0	0	94.627	0	0	
	Kattappana	0	0	0	0	0	0	0	0	
	Thodupuzha	0	0	0	0	0	0	0	0	
	Azhutha	0	0	0	0	0	0	0	0	
	<b>Block Total</b>		<b>451.323</b>	<b>3263.381</b>	<b>757182.38</b>	<b>725</b>	<b>701099</b>	<b>14394.627</b>	<b>537412.5</b>	<b>1440.8</b>
	Thodupuzha(M)	0	0	0	0	0	0	0	0	
<b>District Total</b>		<b>451.323</b>	<b>3263.381</b>	<b>757182.38</b>	<b>725</b>	<b>701099</b>	<b>14394.627</b>	<b>537412.5</b>	<b>1440.8</b>	
Malappuram	Nilambur	0	0.4	0.5	0.8	0	0	0	0	
	Wandoor	0	0	0	0	0	0	0	0	
	Kalikav	0	0	0	0	0	0	0	0	
	Perinthalmanna	0.9	0	0	0	0	0	0	0	
	Mankada	0	0	0	0	0	0	0	0	
	Malappuram	0	0	0	0	0	0	0	0	
	Arikkode	0	0	0	0	0	0	0	0	
	Kondotty	0	0	0	0	0	0	0	0	
	Thirurangadi	0	0	0	0	0	0	0	0	
	Thanur	0.59	0	0	0	0	0	0	0	
	Tirur	0	0	0	0	0	0	0	0	
	Kuttippuram	1.1	0.2	0	0	0	0	0	0	
	Vengara	0.8	2.3	1.9	1	0	0	0	0	

	Ponnani	0	0	0	0	0	0	0	0
	Perumpadappu	0	0	0	0	0	0	0	0
	<b>Block Total</b>	<b>3.39</b>	<b>2.9</b>	<b>2.4</b>	<b>1.8</b>	<b>0</b>	<b>0</b>	<b>0</b>	<b>0</b>
	Malappuram (M)	0	0	0	0	0	0	0	0
	Tirur (M)	0	0	0	0	0	0	0	0
	Manjeri (M)	0	0	0	0	0	0	0	0
	Ponnani (M)	0.22	0.2	0.2	0	0	0	0	0
	Perinthalmanna (M)	0	0	0	0	0	0	0	0
	Kottakkal(M)	0	0	0	0	0	0	0	0
	Nilambur(M)	0	0	0	0	0	0	0	0
	<b>Municipality Total</b>	<b>0.22</b>	<b>0.2</b>	<b>0.2</b>	<b>0</b>	<b>0</b>	<b>0</b>	<b>0</b>	<b>0</b>
	<b>District Total</b>	<b>3.61</b>	<b>3.1</b>	<b>2.6</b>	<b>1.8</b>	<b>0</b>	<b>0</b>	<b>0</b>	<b>0</b>

Table-20(2) A  
Block wise Production of Orchard Crops (in Kg)

District	Block	Swordbean	Amara (IndianBean)	Wingedbean	Clovebean	Littlegourd	Ridgegourd	Wingedgourd	Drumstick	Chikumaneese
Idukki	Adimali	0	1.112	0	0.593	555.972	118.56	0	14941.5	4510.078
	Devikulam	0	0	0	0	0	0	0	0	0
	Nedumkandam	0	0	0	0	0	0	0	0	0
	Elamdesom	0	0	0	0	0	0	0	0	0
	Idukki	0	0	0	0	0	0	0	0	132.006
	Kattappana	0	0	0	0	0	0	0	0	0
	Thodupuzha	0	0	0	0	8.302	0	0	0	0
	Azhutha	0	0	0	0	0	0	0	0	0
	<b>Block Total</b>	<b>0</b>	<b>1.112</b>	<b>0</b>	<b>0.593</b>	<b>564.274</b>	<b>118.56</b>	<b>0</b>	<b>14941.5</b>	<b>4642.084</b>
	Thodupuzha(M)	0	0	0	0	0	0	0	0	0
<b>District Total</b>	<b>0</b>	<b>1.112</b>	<b>0</b>	<b>0.593</b>	<b>564.274</b>	<b>118.56</b>	<b>0</b>	<b>14941.5</b>	<b>4642.084</b>	

C.K.P.T. 37/93/2016

Malappuram	Nilambur	0	0	0	0	15.6	0	0	0	0
	Wandoor	0	0	0	0	0	0	0	0	0
	Kalikav	0	0	0	0	0	0	0	0	0
	Perinthalmanna	0	0	0	0	0	0	0	0	0
	Mankada	0	0	0	0	0	0	0	0	0
	Malappuram	0	0	0	0	0	0	0	0	0
	Arikkode	0	0	0	0	0	0	0	0	0
	Kondotty	0	0	0	0	0	0	0	0	0
	Thirurangadi	0	0	0	0	0	0	0	0	0
	Thanur	0	0	0	0	0	0	0	0	0
	Tirur	16	0	0	0	0	0	0	0	0
	Kuttippuram	0	0	0	0	0	0	0	0	0
	Vengara	2.7	0	0	0	0	0	0	0	0
	Ponnani	0	0	0	0	0	0	0	0	0
	Perumpadappu	0	0	0	0	3	0	0	0	0
	<b>Block Total</b>	<b>18.7</b>	<b>0</b>	<b>0</b>	<b>0</b>	<b>18.6</b>	<b>0</b>	<b>0</b>	<b>0</b>	<b>0</b>
	Malappuram (M)	0	0	0	0	0	0	0	0	0
	Tirur (M)	0	0	0	0	0	0	0	0	0
	Manjeri (M)	0	0	0	0	0	0	0	0	0
	Ponnani (M)	0	0	0	0	0	0	0	0	0
	Perinthalmanna (M)	0	0	0	0	0	0	0	0	0
	Kottakkal(M)	0	0	0	0	0	0	0	0	0
	Nilambur(M)	0	0	0	0	0	0	0	0	0
	<b>Municipality Total</b>	<b>0</b>	<b>0</b>	<b>0</b>	<b>0</b>	<b>0</b>	<b>0</b>	<b>0</b>	<b>0</b>	<b>0</b>
	<b>District Total</b>	<b>18.7</b>	<b>0</b>	<b>0</b>	<b>0</b>	<b>18.6</b>	<b>0</b>	<b>0</b>	<b>0</b>	<b>0</b>



**Table-20(2) A**  
**Block wise Production of Orchard Crops (in Kg)**

District	Block	Curryleaf	Yard long Beans	Beans	Greenpeas	Breadfruit	Other Vegetables
Idukki	Adimali	0	19698.58	233.168	0	0	0
	Devikulam	0	208230	196848	0	0	171495
	Nedumkandam	0	0	0	0	0	0
	Elamdesom	0	0	0	0	0	0
	Idukki	0	0	0	0	0	0
	Kattappana	0	0	0	0	0	0
	Thodupuzha	0	0	0	0	0	0
	Azhutha	0	0	0	0	0	0
	<b>Block Total</b>	<b>0</b>	<b>227928.58</b>	<b>197081.168</b>	<b>0</b>	<b>0</b>	<b>171495</b>
	Thodupuzha(M)	0	0	0	0	0	0
<b>District Total</b>	<b>0</b>	<b>227928.58</b>	<b>197081.168</b>	<b>0</b>	<b>0</b>	<b>171495</b>	
Malappuram	Nilambur	0	91.5	0	0	0	0
	Wandoor	0	91	0	0	0	0
	Kalikav	0	0	0	0	0	0
	Perinthalmanna	0	0	0	0	0	0
	Mankada	0	0	0	0	0	0
	Malappuram	0	0	0	0	0	0
	Arikkode	0	0	0	0	0	0
	Kondotty	0	0	0	0	0	0
	Thirurangadi	0	0	0	0	0	0
	Thanur	0	0	0	0	0	0
	Tirur	0	0	0	0	0	0
Kuttippuram	0	0	0	0	0	0	

	Vengara	12	11.8	0	0	0	0
	Ponnani	0	0	0	0	0	0
	Perumpadappu	0	0	0	0	0	0
	<b>Block Total</b>	<b>12</b>	<b>194.3</b>	<b>0</b>	<b>0</b>	<b>0</b>	<b>0</b>
	Malappuram (M)	0	0	0	0	0	0
	Tirur (M)	0	0	0	0	0	0
	Manjeri (M)	0	0	0	0	0	0
	Ponnani (M)	4.8	0	0	0	0	0
	Perinthalmanna (M)	0	0	0	0	0	0
	Kottakkal(M)	0	0	0	0	0	0
	Nilambur(M)	0	0	0	0	0	0
	<b>Municipality Total</b>	<b>4.8</b>	<b>0</b>	<b>0</b>	<b>0</b>	<b>0</b>	<b>0</b>
	<b>District Total</b>	<b>16.8</b>	<b>194.3</b>	<b>0</b>	<b>0</b>	<b>0</b>	<b>0</b>

Table-20(2) B  
Block wise Production of Orchard Crops (in Kg)

District	Block	Anthurium		Orchid		Jasmine		Gladiyolous	
		Nos	Kg	Nos	Kg	Nos	Kg	Nos	Kg
Idukki	Adimali	0	0	0	0	0	1.334		0
	Devikulam	0	0	0	0	0	0		0
	Nedumkandam	0	0	0	0	0	0		0
	Elamdesom	0	0	0	0	0	2.001		0
	Idukki	0	7	0	0	0	0		0
	Kattappana	0	0.28	0	0	0	0		0
	Thodupuzha	0	0	0	0	0	0		0
	Azhutha	0	0	0	0	0	0		0
	<b>Block Total</b>	<b>0</b>	<b>7.28</b>	<b>0</b>	<b>0</b>	<b>0</b>	<b>3.335</b>	<b>0</b>	<b>0</b>
	Thodupuzha(M)	0	0	0	0	0	0		0
<b>District Total</b>	<b>0</b>	<b>7.28</b>	<b>0</b>	<b>0</b>	<b>0</b>	<b>3.335</b>	<b>0</b>	<b>0</b>	
Malappuram	Nilambur	0	0	0	0	0	0		0
	Wandoor	0	0	0	0	0	0		0
	Kalikav	0	0	0	0	0	0		0
	Perinthalmanna	0	4.5	0	46.5	0	0		0
	Mankada	0	0	0	9	0	0		0
	Malappuram	0	0	0	35.5	0	0		0
	Arkkode	0	32	0	12	0	0		0
	Kondotty	0	84	0	7.5	0	16.5		0
	Thirurangadi	0	19.5	0	22.5	0	0		0
	Thanur	0	390	0	249.5	0	12		0
	Tirur	0	7.5	0	12	0	0		0
Kuttippuram	0	0	0	6	0	0		0	

Vengara	0	16.5	0	18	0	0	0	0
Ponnani	0	37.5	0	3	0	7.5		0
Perumpadappu	0	6	0	43.5	0	0		0
<b>Block Total</b>	<b>0</b>	<b>597.5</b>	<b>0</b>	<b>465</b>	<b>0</b>	<b>36</b>	<b>0</b>	<b>0</b>
Malappuram (M)	0	0	0	0	0	0		0
Tirur (M)	0	0	0	9	0	0		0
Manjeri (M)	0	0	0	0	0	0		0
Ponnani (M)	0	0	0	0	0	0		0
Perinthalmanna (M)	0	0	0	0	0	0		0
Kottakkal(M)	0	0	0	0	0	0		0
Nilambur(M)	0	0	0	0	0	0		0
<b>Municipality Total</b>	<b>0</b>	<b>0</b>	<b>0</b>	<b>9</b>	<b>0</b>	<b>0</b>	<b>0</b>	<b>0</b>
<b>District Total</b>	<b>0</b>	<b>597.5</b>	<b>0</b>	<b>474</b>	<b>0</b>	<b>36</b>	<b>0</b>	<b>0</b>

Table-20(2) B  
Block wise Production of Orchard Crops (in Kg)

District	Block	Orange Chrysanthimum		Helichonia		Yellow Chrysanthimum		Hibiscus	
		Nos	Kg	Nos	Kg	Nos	Kg	Nos	Kg
Idukki	Adimali		0		0	0	0	0	0
	Devikulam		0		0	0	0.016	0	25
	Nedumkandam		0		0	0	0	0	0
	Elamdesom		0		0	0	0	0	0.2
	Idukki		0		0	0	0	0	0
	Kattappana		0		0	0	0	0	0
	Thodupuzha		0		0	0	0	0	0



Table-20(2) B  
Block wise Production of Orchard Crops (in Kg)

District	Block	Rose		Daliya		Bogainvilla		Other Ornamental Flowers	
		Nos	Kg	Nos	Kg	Nos	Kg	Nos	Kg
Idukki	Adimali	0	0		0		0		0
	Devikulam	0	18		0		0		0
	Nedumkandam	0	0		0		0		0
	Elamdesom	0	0.1		0		0		0
	Idukki	0	1		0		0		0
	Kattappana	0	0		0		0		0
	Thodupuzha	0	10		0		0		0
	Azhutha	0	0		0		0		0
	<b>Block Total</b>	<b>0</b>	<b>29.1</b>	<b>0</b>	<b>0</b>	<b>0</b>	<b>0</b>	<b>0</b>	<b>0</b>
	Thodupuzha(M)	0	0		0		0		0
<b>District Total</b>	<b>0</b>	<b>29.1</b>	<b>0</b>	<b>0</b>	<b>0</b>	<b>0</b>	<b>0</b>	<b>0</b>	
Malappuram	Nilambur	0	0		0		0		0
	Wandoor	0	0		0		0		0
	Kalikav	0	0		0		0		0
	Perinthalmanna	0	10.5		4.5		0		0
	Mankada	0	0		0		0		0
	Malappuram	0	0		0		0		0
	Arikkode	0	28		4.5		0		0
	Kondotty	0	0		0		0		0
	Thirurangadi	0	30		0		0		0
	Thanur	0	340.5		0		0		0
Tirur	0	19.5		0		0		0	
Kuttippuram	0	9		0		0		0	

Vengara	0	82.5		0		0		0
Ponnani	0	0		0		0		0
Perumpadappu	0	7.5		0		0		0
<b>Block Total</b>	<b>0</b>	<b>527.5</b>	<b>0</b>	<b>9</b>	<b>0</b>	<b>0</b>	<b>0</b>	<b>0</b>
Malappuram (M)	0	0		0		0		0
Tirur (M)	0	15		0		0		0
Manjeri (M)	0	0		0		0		0
Ponnani (M)	0	0		0		0		0
Perinthalmanna (M)	0	0		0		0		0
Kottakkal(M)	0	0		0		0		0
Nilambur(M)	0	0		0		0		0
<b>Municipality Total</b>	<b>0</b>	<b>15</b>	<b>0</b>	<b>0</b>	<b>0</b>	<b>0</b>	<b>0</b>	<b>0</b>
<b>District Total</b>	<b>0</b>	<b>542.5</b>	<b>0</b>	<b>9</b>	<b>0</b>	<b>0</b>	<b>0</b>	<b>0</b>

Table-20(2) C  
Block wise Production of Orchard Crops (in Kg)

District	Block	Banana	Plantain (Fruit)	Plantain	Guava	Gooseberry	Jackfruit	Orange	Mango
		Kg	Kg	Kg	Kg	Kg	Nos	Kg	Kg
Idukki	Adimali	0	4630.35	759.525	0	0	0	0	0
	Devikulam	61.75	51554.78	232269.5	340.683	1646.667	6579	2669.405	30573.78
	Nedumkandam	0	0	0	0	0	0	0	0
	Elamdesom	0	0	0	0	0	0	0	0
	Idukki	0	0	0	0	0	0	0	0
	Kattappana	0	0	0	0	0	0	0	0
	Thodupuzha	0	107.939	0	13.327	0	72	0	0
	Azhutha	0	0	0	0	0	0	0	0
	<b>Block Total</b>	<b>61.75</b>	<b>56293.06</b>	<b>233029</b>	<b>354.01</b>	<b>1646.667</b>	<b>6651</b>	<b>2669.405</b>	<b>30573.78</b>

	Thodupuzha(M)	0	0	0	0	0	0	0	0
	<b>District Total</b>	<b>61.75</b>	<b>56293.06</b>	<b>233029</b>	<b>354.01</b>	<b>1646.667</b>	<b>6651</b>	<b>2669.405</b>	<b>30573.78</b>
Malappuram	Nilambur	79.4	49	0	0	0	0	0	0
	Wandoor	110	0	0	0	0	0	0	0
	Kalikav	0	0	0	0	0	0	0	0
	Perinthalmanna	0	0	0	0	0	0	0	0
	Mankada	0	0	0	0	0	0	0	0
	Malappuram	0	0	0	0	0	0	0	0
	Arikkode	0	0	0	23	0	0	0	0
	Kondotty	0	0	0	0	0	0	0	0
	Thirurangadi	0	0	0	0	0	0	0	0
	Thanur	0	7.3	0	0	0	0	0	22
	Tirur	0	0	0	0	0	0	0	0
	Kuttiipuram	0	0	0	0	0	0	0	0
	Vengara	0	0	0	0	0	0	0	0
	Ponnani	0	0	0	0	0	0	0	0
	Perumpadappu	0	0	0	0	0	0	0	0
	<b>Block Total</b>	<b>189.4</b>	<b>56.3</b>	<b>0</b>	<b>23</b>	<b>0</b>	<b>0</b>	<b>0</b>	<b>22</b>
	Malappuram (M)	0	0	0	0	0	0	0	0
	Tirur (M)	0	0	0	0	0	0	0	0
	Manjeri (M)	0	0	0	0	0	0	0	0
	Ponnani (M)	0	8	0	0	0	0	0	66
	Perinthalmanna (M)	0	0	0	0	0	0	0	0
	Kottakkal(M)	0	0	0	0	0	0	0	0
	Nilambur(M)	0	0	0	0	0	0	0	0
	<b>Municipality Total</b>	<b>0</b>	<b>8</b>	<b>0</b>	<b>0</b>	<b>0</b>	<b>0</b>	<b>0</b>	<b>66</b>
	<b>District Total</b>	<b>189.4</b>	<b>64.3</b>	<b>0</b>	<b>23</b>	<b>0</b>	<b>0</b>	<b>0</b>	<b>88</b>



Table-20(2) C  
Block wise Production of Orchard Crops (in Kg)

District	Block	Pappaya	Pineapple	Sapotta	West Indian Cherry	Cashewnut	Cocoa	Coconut
		Kg	Kg	Kg	Kg	Kg	Kg	Nos
Idukki	Adimali	0	0	0	213.237	377.511	17323.75	7854
	Devikulam	765.7	0	0	0	2960.764	0	39591
	Nedumkandam	0	0	0	0	0	0	0
	Elamdesom	0	0	66.5	0	0	0	0
	Idukki	0	0	0	0	0	0	0
	Kattappana	0	0	0	0	0	0	0
	Thodupuzha	0	0	0	0	0	20.748	423
	Azhutha	0	0	0	0	0	0	0
	<b>Block Total</b>	<b>765.7</b>	<b>0</b>	<b>66.5</b>	<b>213.237</b>	<b>3338.275</b>	<b>17344.498</b>	<b>47868</b>
	Thodupuzha(M)	0	0	0	0	0	0	0
<b>District Total</b>	<b>765.7</b>	<b>0</b>	<b>66.5</b>	<b>213.237</b>	<b>3338.275</b>	<b>17344.498</b>	<b>47868</b>	
Malappuram	Nilambur	0	0	0	0	0	0	0
	Wandoor	0	0	0	0	0	0	0
	Kalikav	0	0	0	0	0	0	0
	Perinthalmanna	0	0	0	0	0	0	0
	Mankada	0	0	0	0	0	0	0
	Malappuram	0	0	0	0	0	0	0
	Arikkode	0	0	0	0	0	0	65
	Kondotty	0	0	0	0	0	0	0
	Thirurangadi	0	0	0	0	0	0	0
	Thanur	0	0	0	0	0	0	0
Tirur	0	0	0	0	0	0	0	

	Kuttiapuram	0	0	0	0	0	0	0
	Vengara	0	0	0	0	0	0	0
	Ponnani	0	0	0	0	0	0	0
	Perumpadappu	0	0	0	0	0	0	0
	<b>Block Total</b>	<b>0</b>	<b>0</b>	<b>0</b>	<b>0</b>	<b>0</b>	<b>0</b>	<b>65</b>
	Malappuram (M)	0	0	0	0	0	0	0
	Tirur (M)	0	0	0	0	0	0	0
	Manjeri (M)	0	0	0	0	0	0	0
	Ponnani (M)	0	0	0	0	0	0	0
	Perinthalmanna (M)	0	0	0	0	0	0	0
	Kottakkal(M)	0	0	0	0	0	0	0
	Nilambur(M)	0	0	0	0	0	0	0
	<b>Municipality Total</b>	<b>0</b>	<b>0</b>	<b>0</b>	<b>0</b>	<b>0</b>	<b>0</b>	<b>0</b>
	<b>District Total</b>	<b>0</b>	<b>0</b>	<b>0</b>	<b>0</b>	<b>0</b>	<b>0</b>	<b>65</b>

Table-20(2) C  
Block wise Production of Orchard Crops (in Kg)

District	Block	Passion fruit		Mulberry	Eggfruit		Rose apple	Strawberry	Panineer Champa	Rambuttan	Pomegranate	Babel Narakam	Indian Hog Plum	Mangosteen	
		Kg	Nos	Kg	Kg	Nos	Kg	Kg	Kg	Kg	Kg	Kg	Kg	Kg	
Idukki	Adimali	0	0	0	0	0	0	0	0	0	0	0	0	0	
	Devikulam	0	0	0	0	150	0	0	0	0	0	0	0	0	
	Nedumkandam	0	0	0	0	0	0	0	0	0	0	0	0	0	
	Elamdesom	0	0	0	0	0	0	0	0	0	0	0	0	0	
	Idukki	0	0	0	0	0	0	0	0	0	0	0	0	0	
	Kattappana	0	0	0	0	0	0	0	0	0	0	0	0	0	
	Thodupuzha	0	0	0	0	0	0	0	0	0	0	0	0	0	
	Azhutha	0	0	0	0	0	0	0	0	0	0	0	0	0	
	<b>Block Total</b>	<b>0</b>	<b>0</b>	<b>0</b>	<b>0</b>	<b>150</b>	<b>0</b>	<b>0</b>	<b>0</b>	<b>0</b>	<b>0</b>	<b>0</b>	<b>0</b>	<b>0</b>	<b>0</b>
	Thodupuzha(M)	0	0	0	0	0	0	0	0	0	0	0	0	0	0
<b>District Total</b>	<b>0</b>	<b>0</b>	<b>0</b>	<b>0</b>	<b>150</b>	<b>0</b>	<b>0</b>	<b>0</b>	<b>0</b>	<b>0</b>	<b>0</b>	<b>0</b>	<b>0</b>	<b>0</b>	
Malappuram	Nilambur	0	0	0	0	0	0	0	0	0	0	0	0	0	
	Wandoor	0	0	0	0	0	0	0	0	0	0	0	0	0	
	Kalikav	0	0	0	0	0	0	0	0	0	0	0	0	0	
	Perinthalmanna	0	0	0	0	0	0	0	0	0	0	0	0	0	
	Mankada	0	0	0	0	0	0	0	0	0	0	0	0	0	
	Malappuram	0	0	0	0	0	0	0	0	0	0	0	0	0	
	Arikkode	0	0	0	0	0	0	0	0	0	0	0	0	0	
	Kondotty	0	0	0	0	0	0	0	0	0	0	0	0	0	
	Thirurangadi	0	0	0	0	0	0	0	0	0	0	0	0	0	
	Thanur	0	0	0	0	0	0	0	0	0	0	0	0	0	
Tirur	0	0	0	0	0	0	0	0	0	0	0	0	0		

Kuttippuram	0	0	0	0	0	0	0	0	0	0	0	0	0	0
Vengara	0	0	0	0	0	0	0	0	0	0	0	0	0	0
Ponnani	0	0	0	0	0	0	0	0	0	0	0	0	0	0
Perumpadappu	0	0	0	0	0	0	0	0	0	0	0	0	0	0
<b>Block Total</b>	<b>0</b>	<b>0</b>	<b>0</b>	<b>0</b>	<b>0</b>	<b>0</b>	<b>0</b>	<b>0</b>	<b>0</b>	<b>0</b>	<b>0</b>	<b>0</b>	<b>0</b>	<b>0</b>
Malappuram (M)	0	0	0	0	0	0	0	0	0	0	0	0	0	0
Tirur (M)	0	0	0	0	0	0	0	0	0	0	0	0	0	0
Manjeri (M)	0	0	0	0	0	0	0	0	0	0	0	0	0	0
Ponnani (M)	0	0	0	0	0	0	0	0	0	0	0	0	0	0
Perinthalmanna (M)	0	0	0	0	0	0	0	0	0	0	0	0	0	0
Kottakkal(M)	0	0	0	0	0	0	0	0	0	0	0	0	0	0
Nilambur(M)	0	0	0	0	0	0	0	0	0	0	0	0	0	0
<b>Municipality Total</b>	<b>0</b>	<b>0</b>	<b>0</b>	<b>0</b>	<b>0</b>	<b>0</b>	<b>0</b>	<b>0</b>	<b>0</b>	<b>0</b>	<b>0</b>	<b>0</b>	<b>0</b>	<b>0</b>
<b>District Total</b>	<b>0</b>	<b>0</b>	<b>0</b>	<b>0</b>	<b>0</b>	<b>0</b>	<b>0</b>	<b>0</b>	<b>0</b>	<b>0</b>	<b>0</b>	<b>0</b>	<b>0</b>	<b>0</b>

Table-20(2) C  
Block wise Production of Orchard Crops (in Kg)

District	Block	Custard apple	Gooseberry (Seema nellikka)	Grapes	Apple	Marathakkali	Sabargil	Plums	Pichees	Arinelli (Red gooseberry)	Lemon small	Lemon big	Other Fruits	
		Kg	Kg	Kg	Kg	Kg	Kg	Kg	Kg	Kg	Kg	Kg	Kg	
Idukki	Adimali	0	0	0	0	0	0	0	0	0	0	0	0	
	Devikulam	314.925	0	0	1146.667	0	0	360.162	0	0	0	0	1120	
	Nedumkandam	0	0	0	0	0	0	0	0	0	0	0	0	
	Elamdesom	0	0	0	0	0	0	0	0	0	0	0	0	
	Idukki	0	0	0	0	0	0	0	0	0	0	0	0	
	Kattappana	0	0	0	0	0	0	0	0	0	0	0	0	
	Thodupuzha	0	0	0	0	0	0	0	0	0	0	0	0	
	Azhutha	0	0	0	0	0	0	0	0	0	0	0	0	
	<b>Block Total</b>	<b>314.925</b>	<b>0</b>	<b>0</b>	<b>1146.667</b>	<b>0</b>	<b>0</b>	<b>360.162</b>	<b>0</b>	<b>0</b>	<b>0</b>	<b>0</b>	<b>0</b>	<b>1120</b>
	Thodupuzha(M)	0	0	0	0	0	0	0	0	0	0	0	0	
<b>District Total</b>	<b>314.925</b>	<b>0</b>	<b>0</b>	<b>1146.667</b>	<b>0</b>	<b>0</b>	<b>360.162</b>	<b>0</b>	<b>0</b>	<b>0</b>	<b>0</b>	<b>0</b>	<b>1120</b>	
Malappuram	Nilambur	0	0	0	0	0	0	0	0	0	0	0	0	
	Wandoor	0	0	0	0	0	0	0	0	0	0	0	0	
	Kalikav	0	0	0	0	0	0	0	0	0	0	0	0	
	Perinthalmanna	0	0	0	0	0	0	0	0	0	0	0	0	
	Mankada	0	0	0	0	0	0	0	0	0	0	0	0	
	Malappuram	0	0	0	0	0	0	0	0	0	0	0	0	
	Arikkode	0	0	0	0	0	0	0	0	0	0	0	0	
	Kondotty	0	0	0	0	0	0	0	0	0	0	0	0	
	Thirurangadi	0	0	0	0	0	0	0	0	0	0	0	0	
	Thanur	0	0	0	0	0	0	0	0	0	0	0	0	
Tirur	0	0	0	0	0	0	0	0	0	0	0	0		

Kuttiipuram	0	0	0	0	0	0	0	0	0	0	0	0	0
Vengara	0	0	0	0	0	0	0	0	0	0	0	0	0
Ponnani	0	0	0	0	0	0	0	0	0	0	0	0	0
Perumpadappu	0	0	0	0	0	0	0	0	0	0	0	0	0
<b>Block Total</b>	<b>0</b>	<b>0</b>	<b>0</b>	<b>0</b>	<b>0</b>	<b>0</b>	<b>0</b>	<b>0</b>	<b>0</b>	<b>0</b>	<b>0</b>	<b>0</b>	<b>0</b>
Malappuram (M)	0	0	0	0	0	0	0	0	0	0	0	0	0
Tirur (M)	0	0	0	0	0	0	0	0	0	0	0	0	0
Manjeri (M)	0	0	0	0	0	0	0	0	0	0	0	0	0
Ponnani (M)	0	0	0	0	0	0	0	0	0	0	0	0	0
Perinthalmanna (M)	0	0	0	0	0	0	0	0	0	0	0	0	0
Kottakkal(M)	0	0	0	0	0	0	0	0	0	0	0	0	0
Nilambur(M)	0	0	0	0	0	0	0	0	0	0	0	0	0
<b>Municipality Total</b>	<b>0</b>	<b>0</b>	<b>0</b>	<b>0</b>	<b>0</b>	<b>0</b>	<b>0</b>	<b>0</b>	<b>0</b>	<b>0</b>	<b>0</b>	<b>0</b>	<b>0</b>
<b>District Total</b>	<b>0</b>	<b>0</b>	<b>0</b>	<b>0</b>	<b>0</b>	<b>0</b>	<b>0</b>	<b>0</b>	<b>0</b>	<b>0</b>	<b>0</b>	<b>0</b>	<b>0</b>

**Table-20(2) D**  
**Block wise Production of Orchard Crops (in Kg)**

District	Block	Eucallptus	Kachura	Lemongrass	Palamarose	Khas-Khas	Chethikoduveli	Chenganeerkizhangu	Kasthuripasupar
		Kg	Kg	Kg	Kg	Kg	Nos	Kg	Kg
Idukki	Adimali	0	0	0	0	0	0	0	0
	Devikulam	14650	0	16	0	0	0	0	0
	Nedumkandam	0	0	0	0	0	0	0	0
	Elamdesom	0	0	0	0	0	0	0	0
	Idukki	0	0	0	0	0	0	0	0
	Kattappana	0	0	0	0	0	0	0	0
	Thodupuzha	0	0	0	0	0	0	0	0
	Azhutha	0	0	0	0	0	0	0	0
	<b>Block Total</b>	<b>14650</b>	<b>0</b>	<b>16</b>	<b>0</b>	<b>0</b>	<b>0</b>	<b>0</b>	<b>0</b>
	Thodupuzha(M)	0	0	0	0	0	0	0	0
	<b>District Total</b>	<b>14650</b>	<b>0</b>	<b>16</b>	<b>0</b>	<b>0</b>	<b>0</b>	<b>0</b>	<b>0</b>
Malappuram	Nilambur	0	0	0	0	0	0	0	0
	Wandoor	0	0	0	0	0	0	0	0
	Kalikav	0	0	0	0	0	0	0	0
	Perinthalmanna	0	0	0	0	0	0	0	0
	Mankada	0	0	0	0	0	0	0	0
	Malappuram	0	0	0	0	0	0	0	0
	Arikkode	0	0	0	0	0	0	0	0
	Kondotty	0	0	0	0	0	0	0	0
	Thirurangadi	0	0	0	0	0	0	0	0
	Thanur	0	0	0	0	0	0	0	0
	Tirur	0	0	0	0	0	0	0	0

Kuttippuram	0	0	0	0	0	0	0	0	0
Vengara	0	0	0	0	0	0	0	0	0
Ponnani	0	0	0	0	0	0	0	0	0
Perumpadappu	0	0	0	0	0	0	0	0	0
<b>Block Total</b>	<b>0</b>	<b>0</b>	<b>0</b>	<b>0</b>	<b>0</b>	<b>0</b>	<b>0</b>	<b>0</b>	<b>0</b>
Malappuram (M)	0	0	0	0	0	0	0	0	0
Tirur (M)	0	0	0	0	0	0	0	0	0
Manjeri (M)	0	0	0	0	0	0	0	0	0
Ponnani (M)	0	0	0	0	0	0	0	0	0
Perinthalmanna (M)	0	0	0	0	0	0	0	0	0
Kottakkal(M)	0	0	0	0	0	0	0	0	0
Nilambur(M)	0	0	0	0	0	0	0	0	0
<b>Municipality Total</b>	<b>0</b>	<b>0</b>	<b>0</b>	<b>0</b>	<b>0</b>	<b>0</b>	<b>0</b>	<b>0</b>	<b>0</b>
<b>District Total</b>	<b>0</b>	<b>0</b>	<b>0</b>	<b>0</b>	<b>0</b>	<b>0</b>	<b>0</b>	<b>0</b>	<b>0</b>



**Table-20(2) D**  
**Block wise Production of Orchard Crops (In Kg)**

District	Block	Sweetflag	Malabarnut	Indianaloe		Chiretta plant	Asparagus	Brahmi	Palmuthukku	Hollbaell		Long Pepper	Sida	Asgand	
		Kg	Kg	Noa	Kg	Kg	Kg	Kg	Kg	Noa	Kg	Kg	Kg	Kg	
Idukki	Adimali	0	0	0	0	0	0	0	0	0	0	0	0	0	
	Devikulam	0	0	0	0	0	0	0	0	0	0	0	0	0	
	Nedumkandam	0	0	0	0	0	0	0	0	0	0	0	0	0	
	Elamdesom	0	0	0	0	0	0	0	0	0.818	0	0	0	0	
	Idukki	0	0	0	0	0	0	0	0	0	0	0	0	0	
	Kattappana	0	0	0	0	0	0	0	0	0	0	0	0	0	
	Thodupuzha	0	0	0	0	0	0	0	0	2.522	0	0	0	0	
	Azhutha	0	0	0	0	0	0	0	0	0	0	0	0	0	
	<b>Block Total</b>	<b>0</b>	<b>0</b>	<b>0</b>	<b>0</b>	<b>0</b>	<b>0</b>	<b>0</b>	<b>0</b>	<b>0</b>	<b>3.34</b>	<b>0</b>	<b>0</b>	<b>0</b>	<b>0</b>
	Thodupuzha(M)	0	0	0	0	0	0	0	0	0	0	0	0	0	
	<b>District Total</b>	<b>0</b>	<b>0</b>	<b>0</b>	<b>0</b>	<b>0</b>	<b>0</b>	<b>0</b>	<b>0</b>	<b>0</b>	<b>3.34</b>	<b>0</b>	<b>0</b>	<b>0</b>	<b>0</b>
Malappuram	Nilambur	0	0	2	0	0	0	0	0	0	0	0	0	0	
	Wandoor	0	0	0	0	0	0	0	0	0	0	0	0	0	
	Kalikav	0	0	0	0	0	0	0	0	0	0	0	0	0	
	Perinthalmanna	0	0	0.1	0	0	0	0	0	0	0	0	0	0	
	Mankada	0	0	0	0	0	0	0	0	0	0	0	0	0	
	Malappuram	0	0	0	0	0	0	0	0	0	0	0	0	0	
	Arikkode	0	0	0	0	0	0	0	0	0	0	0	0	0	
	Kondotty	0	0	0	0	0	0	0	0	0	0	0	0	0	
	Thirurangadi	0	0	0	0	0	0	0	0	0	0	0	0	0	
	Thanur	0	0	0	0	0	0	0	0	0	0	0	0	0	
	Tirur	0	0	0	0	0	0	0	0	0	0	0	0	0	

Kuttippuram	0	0	0	0	0	0	0	0	0	0	0	0	0	0
Vengara	0	0	0	0	0	0	0	0	0	0	0	0	0	0
Ponnani	0	0	0	0	0	0	0	0	0	0	0	0	0	0
Perumpadappu	0	0	0.1	0	0	0	0	0	0	0	0	0	0	0
<b>Block Total</b>	<b>0</b>	<b>0</b>	<b>2.2</b>	<b>0</b>	<b>0</b>	<b>0</b>	<b>0</b>	<b>0</b>	<b>0</b>	<b>0</b>	<b>0</b>	<b>0</b>	<b>0</b>	<b>0</b>
Malappuram (M)	0	0	0	0	0	0	0	0	0	0	0	0	0	0
Tirur (M)	0	0	0	0	0	0	0	0	0	0	0	0	0	0
Manjeri (M)	0	0	0	0	0	0	0	0	0	0	0	0	0	0
Ponnani (M)	0	0	0	0	0	0	0	0	6	0	0	0	0	0
Perinthalmanna (M)	0	0	0	0	0	0	0	0	0	0	0	0	0	0
Kottakkal(M)	0	0	0	0	0	0	0	0	0	0	0	0	0	0
Nilambur(M)	0	0	0	0	0	0	0	0	0	0	0	0	0	0
<b>Municipality Total</b>	<b>0</b>	<b>0</b>	<b>0</b>	<b>0</b>	<b>0</b>	<b>0</b>	<b>0</b>	<b>0</b>	<b>6</b>	<b>0</b>	<b>0</b>	<b>0</b>	<b>0</b>	<b>0</b>
<b>District Total</b>	<b>0</b>	<b>0</b>	<b>2.2</b>	<b>0</b>	<b>0</b>	<b>0</b>	<b>0</b>	<b>0</b>	<b>6</b>	<b>0</b>	<b>0</b>	<b>0</b>	<b>0</b>	<b>0</b>

**Table-20(2) E**  
**Block wise Production of Orchard Crops (In Kg)**

District	Block	Aracanut	Betel leaf	Cinamon	Clove	Vanila	Ginger	Mango ginger	Nutmeg	Pepper	Turmeric	Tamarind	Cardamom	Sarvasugandhi	Fennel
		Kg	Kg	Kg	Kg	Kg	Kg	Kg	Kg	Kg	Kg	Kg	Kg	Kg	Kg
Idukki	Adimali	2320	0	0	18.113	0	300	0	2489.2	600.27	0	0	0	0	0
	Devikulam	31766.84	0	0	0	0	0	0	0	391.287	0	0	2838.708	0	0
	Nedumkandam	0	0	0	0	0	0	0	0	0	0	0	0	0	0
	Elamdesom	0	0	0	0	0	0	0	0	0	0	0	0	0	0
	Idukki	0	0	0	0	0	0	0	0	0	0	0	0	0	0
	Kattappana	0	0	0	0	0	0	0	0	0	0	0	0	0	0
	Thodupuzha	52.026	0	0	0	0	0	0	0	4.002	0	48.537	0	0	0
	Azhutha	0	0	0	0	0	113.4	0	0	30.014	0	0	0	0	0
	<b>Block Total</b>	<b>34138.866</b>	<b>0</b>	<b>0</b>	<b>18.113</b>	<b>0</b>	<b>413.4</b>	<b>0</b>	<b>2489.2</b>	<b>1025.573</b>	<b>0</b>	<b>48.537</b>	<b>2838.708</b>	<b>0</b>	<b>0</b>
	Thodupuzha(M)	0	0	0	0	0	0	0	0	0	0	0	0	0	0
<b>District Total</b>	<b>34138.866</b>	<b>0</b>	<b>0</b>	<b>18.113</b>	<b>0</b>	<b>413.4</b>	<b>0</b>	<b>2489.2</b>	<b>1025.573</b>	<b>0</b>	<b>48.537</b>	<b>2838.708</b>	<b>0</b>	<b>0</b>	
Malappuram	Nilambur	0	0	0	0	0	0	0	0	0	0	0	0	0	0
	Wandoor	0	0	0	0	0	0	0	0	0	0	0	0	0	0
	Kalikav	0	0	0	0	0	0	0	0	0	0	0	0	0	0
	Perinthalmanna	0	0	0	0	0	0	0	0	0	0	0	0	0	0
	Mankada	0	0	0	0	0	0	0	0	0	0	0	0	0	0
	Malappuram	0	0	0	0	0	0	0	0	0	0	0	0	0	0
	Arikkode	7.7	0	0	0	0	0	0	0	0	0	0	0	0	0
	Kondotty	0	0	0	0	0	0	0	0	0	0	0	0	0	0
	Thirurangadi	0	0	0	0	0	0	0	0	0	0	0	0	0	0
	Thanur	0	0	0	0	0	0	0	0	0	0	0	0	0	0
Tirur	0	0	0	0	0	0	0	0	0	0	0	0	0	0	

G.C.P.T. 37/93/2016

Kuttippuram	0	0	0	0	0	0	0	0	0	0	0	0	0	0	0
Vengara	0	0	0	0	0	0	0	0	0	0	0	0	0	0	0
Ponnani	0	0	0	0	0	0	0	0	0	0	0	0	0	0	0
Perumpadappu	0	0	0	0	0	0	0	0	0	0	0	0	0	0	0
<b>Block Total</b>	<b>7.7</b>	<b>0</b>	<b>0</b>	<b>0</b>	<b>0</b>	<b>0</b>	<b>0</b>	<b>0</b>	<b>0</b>	<b>0</b>	<b>0</b>	<b>0</b>	<b>0</b>	<b>0</b>	<b>0</b>
Malappuram (M)	0	0	0	0	0	0	0	0	0	0	0	0	0	0	0
Tirur (M)	0	0	0	0	0	0	0	0	0	0	0	0	0	0	0
Manjeri (M)	0	0	0	0	0	0	0	0	0	0	0	0	0	0	0
Ponnani (M)	30	0	0	0	0	0	0	0	0.3	0	0	0	0	0	0
Perinthalmanna (M)	0	0	0	0	0	0	0	0	0	0	0	0	0	0	0
Kottakkal(M)	0	0	0	0	0	0	0	0	0	0	0	0	0	0	0
Nilambur(M)	0	0	0	0	0	0	0	0	0	0	0	0	0	0	0
<b>Municipality Total</b>	<b>30</b>	<b>0</b>	<b>0</b>	<b>0</b>	<b>0</b>	<b>0</b>	<b>0</b>	<b>0</b>	<b>0.3</b>	<b>0</b>	<b>0</b>	<b>0</b>	<b>0</b>	<b>0</b>	<b>0</b>
<b>District Total</b>	<b>37.7</b>	<b>0</b>	<b>0</b>	<b>0</b>	<b>0</b>	<b>0</b>	<b>0</b>	<b>0</b>	<b>0.3</b>	<b>0</b>	<b>0</b>	<b>0</b>	<b>0</b>	<b>0</b>	<b>0</b>

Table-20(2) F  
Block wise Production of Orchard Crops

District	Block	Tea	Coffee	Rubber	Grantees	Siver Oak	Battle	Other Plantation Crops
		Kg	Kg	Kg	Kg	Kg	Kg	Kg
Idukki	Adimali	0	30	35	0	0	0	0
	Devikulam	0	12871.71	0	0	0	0	0
	Nedumkandam	0	0	0	0	0	0	0
	Elamdesom	0	0	0	0	0	0	0
	Idukki	0	0	0	0	0	0	0
	Kattappana	0	0	0	0	0	0	0
	Thodupuzha	0	0	0	0	0	0	0
	Azhutha	0	60	0	0	0	0	0
	<b>Block Total</b>	<b>0</b>	<b>12961.71</b>	<b>35</b>	<b>0</b>	<b>0</b>	<b>0</b>	<b>0</b>
	Thodupuzha(M)	0	0	0	0	0	0	0
	<b>District Total</b>	<b>0</b>	<b>12961.71</b>	<b>35</b>	<b>0</b>	<b>0</b>	<b>0</b>	<b>0</b>
Malappuram	Nilambur	0	0	0	0	0	0	0
	Wandoor	0	0	0	0	0	0	0
	Kalikav	0	0	0	0	0	0	0
	Perinthalmanna	0	0	0	0	0	0	0
	Mankada	0	0	0	0	0	0	0
	Malappuram	0	0	0	0	0	0	0
	Arikkode	0	0	0	0	0	0	0
	Kondotty	0	0	0	0	0	0	0
	Thirurangadi	0	0	0	0	0	0	0
	Thanur	0	0	0	0	0	0	0
	Tirur	0	0	0	0	0	0	0

Kuttippuram	0	0	0	0	0	0	0	0
Vengara	0	0	0	0	0	0	0	0
Ponnani	0	0	0	0	0	0	0	0
Perumpadappu	0	0	0	0	0	0	0	0
<b>Block Total</b>	<b>0</b>	<b>0</b>	<b>0</b>	<b>0</b>	<b>0</b>	<b>0</b>	<b>0</b>	<b>0</b>
Malappuram (M)	0	0	0	0	0	0	0	0
Tirur (M)	0	0	0	0	0	0	0	0
Manjeri (M)	0	0	0	0	0	0	0	0
Ponnani (M)	0	0	0	0	0	0	0	0
Perinthalmanna (M)	0	0	0	0	0	0	0	0
Kottakkal(M)	0	0	0	0	0	0	0	0
Nilambur(M)	0	0	0	0	0	0	0	0
<b>Municipality Total</b>	<b>0</b>	<b>0</b>	<b>0</b>	<b>0</b>	<b>0</b>	<b>0</b>	<b>0</b>	<b>0</b>
<b>District Total</b>	<b>0</b>	<b>0</b>	<b>0</b>	<b>0</b>	<b>0</b>	<b>0</b>	<b>0</b>	<b>0</b>

**Table-21(1) A**  
**District wise Details of Marketed Crops (Local)**

District	Amaranthus		Ladiesfinger		Chinese Potato		Bittergourd		Snakegourd	
	Qty (Kg)	Price	Qty (Kg)	Price	Qty (Kg)	Price	Qty (Kg)	Price	Qty (Kg)	Price
Idukki	193091	1938730	42285	506490	20218	603625	9102299	145611780	38108	456265
Malappuram	562752	5585155	151663	1821680	173697	5227895	182258	2914415	459596	5510465

District	Cucumber		Bottlegourd		Pumpkin		Ashgourd		Brinjal	
	Qty (Kg)	Price	Qty (Kg)	Price	Qty (Kg)	Price	Qty (Kg)	Price	Qty (Kg)	Price
Idukki	13670	106740	27539	218405	146953	1754620	59625	712090	179555	2666005
Malappuram	1925416	15386140	473398	3776395	546238	6554705	617518	7441270	290242	4313285

District	Green Chilly		Tomato		Cabbage		Cauliflower		Carrot	
	Qty (Kg)	Price	Qty (Kg)	Price	Qty (Kg)	Price	Qty (Kg)	Price	Qty (Kg)	Price
Idukki	219415	5401210	39634	315320	7690536	38497215	87386	881040	10508880	73825370
Malappuram	47141	1187755	4838	38250	3683	18570	5444	55225	0	0

District	Beetroot		Potato		Lablabean		Swordbean		Amara (IndianBean)	
	Qty (Kg)	Price	Qty (Kg)	Price	Qty (Kg)	Price	Qty (Kg)	Price	Qty (Kg)	Price
Idukki	409513	3303970	3868563	30949890	242134	3614490	2848198	57056520	47131	934450
Malappuram	0	0	0	0	15453	233535	327261	6552840	1750	32200

District	Wingedbean		Clovebean		Littlegourd		Ridgegourd		Drumstick	
	Qty (Kg)	Price	Qty (Kg)	Price	Qty (Kg)	Price	Qty (Kg)	Price	Qty (Kg)	Price
Idukki	126590	1903785	8227	82095	38278	556515	68184	684410	6781959	135351535
Malappuram	620	9825	0	0	57171	859235	780	7555	1472650	29428785

District	Chikumaneese		Curryleaf		Yard long Beans		Beans			
	Qty (Kg)	Price	Qty (Kg)	Price	Qty (Kg)	Price	Qty (Kg)	Price		
Idukki	75	1750	434623	4422880	7331666	147929075	2209790	33040550		
Malappuram	0	0	74807	746835	5689414	113515655	0	0		

GC/Pt. 37/93/2016

**Table-22(1) A**  
**District wise Details of Marketed Crops (Export)**

District	Ladiesfinger		Chinese Potato		Bittergourd		Snakegourd			
	Qty (Kg)	Price	Qty (Kg)	Price	Qty (Kg)	Price	Qty (Kg)	Price		
Idukki	2002	19605	0	0	2040	62055	0	0	0	0
Malappuram	0	0	0	0	0	0	0	0	0	0

District	Cucumber		Bottlegourd		Pumpkin		Ashgourd		Brinjal	
	Qty (Kg)	Price	Qty (Kg)	Price	Qty (Kg)	Price	Qty (Kg)	Price	Qty (Kg)	Price
Idukki	0	0	0	0	24	300	0	0	0	0
Malappuram	0	0	0	0	0	0	0	0	0	0

District	Green Chilly		Tomato		Cabbage		Cauliflower		Carrot	
	Qty (Kg)	Price	Qty (Kg)	Price	Qty (Kg)	Price	Qty (Kg)	Price	Qty (Kg)	Price
Idukki	2018	50315	343	2630	20870584	104264505	19607	195600	17874217	125135000
Malappuram	0	0	0	0	0	0	0	0	0	0

District	Beetroot		Potato		Lablabbean		Swordbean		Amara (IndianBean)	
	Qty (Kg)	Price	Qty (Kg)	Price	Qty (Kg)	Price	Qty (Kg)	Price	Qty (Kg)	Price
Idukki	194802	1551660	17236365	137858845	4	55	0	0	3600	73560
Malappuram	0	0	0	0	0	0	0	0	0	0

District	Wingedbean		Clovebean		'Littlegourd		Ridgegourd		Drumstick	
	Qty (Kg)	Price	Qty (Kg)	Price	Qty (Kg)	Price	Qty (Kg)	Price	Qty (Kg)	Price
Idukki	0	0	0	0	0	0	0	0	0	0
Malappuram	0	0	0	0	0	0	0	0	0	0

District	Chikumaneese		Curryleaf		Yard long Beans		Beans			
	Qty (Kg)	Price	Qty (Kg)	Price	Qty (Kg)	Price	Qty (Kg)	Price		
Idukki	0	0	3	30	2400	48305	4197389	62943020		
Malappuram	0	0	0	0	0	0	0	0		



**Table-21(1) B**  
**District wise Details of Marketed Crops (Local)**

District							Jasmine		
							Qty (Nos)	Qty (Kg)	Price
Idukki							1200	28537	2865150
Malappuram							0	38377	3812210

District				Orange Chrysanthimum			Helichonia		
				Qty (Nos)	Qty (Kg)	Price	Qty (Nos)	Qty (Kg)	Price
Idukki				0	20	20	0	1500	7530
Malappuram				0	0	0	0	0	0

District	Yellow Chrysanthimum			Hibiscus			Rose		
	Qty (Nos)	Qty (Kg)	Price	Qty (Nos)	Qty (Kg)	Price	Qty (Nos)	Qty (Kg)	Price
Idukki	0	26	1645	0	17801	357605	0	43784	4375040
Malappuram	0	0	0	0	40399	802590	0	4323	429065

District	Euphorbia		
	Qty (Nos)	Qty (Kg)	Price
Idukki	0	1	870
Malappuram	0	0	0

**Table-22(1) B**  
**District wise Details of Marketed Crops (Export)**

District							Jasmine		
							Qty (Nos)	Qty (Kg)	Price
Idukki							0	0	0
Malappuram							0	0	0

District							Orange Chrysanthimum			Helichonia		
							Qty (Nos)	Qty (Kg)	Price	Qty (Nos)	Qty (Kg)	Price
Idukki							0	0	0	0	0	0
Malappuram							0	0	0	0	0	0

District	Yellow Chrysanthimum			Hibiscus			Rose		
	Qty (Nos)	Qty (Kg)	Price	Qty (Nos)	Qty (Kg)	Price	Qty (Nos)	Qty (Kg)	Price
Idukki	0	0	0	0	0	0	0	300	31800
Malappuram	0	0	0	0	0	0	0	0	0

District	Euphorbia		
	Qty (Nos)	Qty (Kg)	Price
Idukki	0	0	0
Malappuram	0	0	0

**Table-21(1) C**  
**District wise Details of Marketed Crops (Local)**

District	Banana		Plantain (Fruit)		Plantain		Guava		Gooseberry	
	Qty (Kg)	Price	Qty (Kg)	Price	Qty (Kg)	Price	Qty (Kg)	Price	Qty (Kg)	Price
Idukki	27881697	973793760	13617978	204351775	13614513	203984805	182899	3646115	605427	6062660
Malappuram	70982035	2486710760	2788621	41836855	5740513	85891995	59019	1170905	33350	334395

District	Jackfruit		Orange		Mango		Pappaya		Pineapple	
	Qty (Nos)	Price	Qty (Kg)	Price	Qty (Kg)	Price	Qty (Kg)	Price	Qty (Kg)	Price
Idukki	27391320	273283015	441399	8816330	63128590	947276705	2154484	8599390	4150887	124665305
Malappuram	14035820	140051875	0	0	27470496	411864205	3149299	12558885	1271975	38043425

District	Sapotta		West Indian Cherry		Cashewnut		Cocoa		Coconut	
	Qty (Kg)	Price	Qty (Kg)	Price	Qty (Kg)	Price	Qty (Kg)	Price	Qty (Nos)	Price
Idukki	753867	22847015	80397	16071620	1973632	118729305	45782004	458077405	40172670	211017660
Malappuram	21193	635295	2780	552760	978260	58594470	45773	452215	769126430	4036857000

District	Fasionfruit		Mulberry		Eggfruit		Rose apple		Strawberry	
	Qty (Kg)	Price	Qty (Kg)	Price	Qty (Kg)	Price	Qty (Kg)	Price	Qty (Kg)	Price
Idukki	227261	1138290	9	35	207	3090	2281	68630	9716	677705
Malappuram	5240	27230	0	0	0	0	0	0	0	0

District	Rambuttan		Pomegranate		Apple		Marathakkali		Plums	
	Qty (Kg)	Price	Qty (Kg)	Price	Qty (Kg)	Price	Qty (Kg)	Price	Qty (Kg)	Price
Idukki	23	1820	4010	60250	21731	428460	18	260	433602	8684830
Malappuram	0	0	0	0	0	0	0	0	0	0

District	Lemon small		Other Fruits	
	Qty (Kg)	Price	Qty (Kg)	Price
Idukki	452001	15722090	114556	1697030
Malappuram	0	0	0	0

**Table-22(1) C**  
**District wise Details of Marketed Crops (Export)**

District	Banana		Plantain (Fruit)		Plantain		Guava		Gooseberry	
	Qty (Kg)	Price	Qty (Kg)	Price	Qty (Kg)	Price	Qty (Kg)	Price	Qty (Kg)	Price
Idukki	2945909	103329840	262112	3938390	8705	130605	100	1880	1850	18735
Malappuram	0	0	0	0	0	0	0	0	0	0

District	Jackfruit		Orange		Mango		Pappaya		Pineapple	
	Qty (Nos)	Price	Qty (Kg)	Price	Qty (Kg)	Price	Qty (Kg)	Price	Qty (Kg)	Price
Idukki	5490	54135	16896	338435	126710	1816855	0	0	172547	5159670
Malappuram	0	0	0	0	0	0	0	0	0	0

District	Sapotta		West Indian Cherry		Cashewnut		Cocoa		Coconut	
	Qty (Kg)	Price	Qty (Kg)	Price	Qty (Kg)	Price	Qty (Kg)	Price	Qty (Nos)	Price
Idukki	0	0	0	0	548489	32926545	6497003	64912510	154740	815645
Malappuram	0	0	0	0	0	0	0	0	0	0

District	Fasionfruit		Mulberry		Eggfruit		Rose apple		Strawberry	
	Qty (Kg)	Price	Qty (Kg)	Price	Qty (Kg)	Price	Qty (Kg)	Price	Qty (Kg)	Price
Idukki	571	2765	0	0	0	0	0	0	2323	160275
Malappuram	0	0	0	0	0	0	0	0	0	0

District	Rambuttan		Pomegranate		Apple		Marathakkali		Plums	
	Qty (Kg)	Price	Qty (Kg)	Price	Qty (Kg)	Price	Qty (Kg)	Price	Qty (Kg)	Price
Idukki	0	0	0	0	0	0	159	2475	0	0
Malappuram	0	0	0	0	0	0	0	0	0	0

District	Lemon small		Other Fruits	
	Qty (Kg)	Price	Qty (Kg)	Price
Idukki	580	20330	840634	16619025
Malappuram	0	0	0	0

**Table-21(1) D**  
**District wise Details of Marketed Crops (Local)**

District	Eucaliptus		Kachura				Khas-Khas		Chenganeerkizhangu		Kasthuripasupar	
	Qty (Kg)	Price	Qty (Kg)	Price			Qty (Kg)	Price	Qty (Kg)	Price	Qty (Kg)	Price
Idukki	24	8710	4162	4202950			2301	22950	10	1220	15600	935380
Malappuram	0	0	1217	1239540			890788	8949995	0	0	24661	1449875

District	Sweetflag		Malabarnut		Indlanaloe		Chiretta plant		Cowitch		Hollibaill	
	Qty (Kg)	Price	Qty (Kg)	Price	Qty (Kg)	Price	Qty (Kg)	Price	Qty (Kg)	Price	Qty (Kg)	Price
Idukki	4735	1410360	12	1840	60	105	264	149065	10	1110	24	125
Malappuram	185	53125	0	0	0	0	0	0	0	0	0	0

District	Moovila		Badinjan		Forest snake gourd	
	Qty (Kg)	Price	Qty (Kg)	Price	Qty (Kg)	Price
Idukki	1	5	40	1755	0	0
Malappuram	0	0	0	0	0	0

**Table-22(1)D**  
**District wise Details of Marketed Crops (Export)**

District	Eucaliptus		Kachura				Khas-Khas		Chenganeerkizhangu		Kasthuripasupar	
	Qty (Kg)	Price	Qty (Kg)	Price			Qty (Kg)	Price	Qty (Kg)	Price	Qty (Kg)	Price
Idukki	0	0	0	0			0	0	0	0	0	0
Malappuram	0	0	0	0			0	0	0	0	0	0

District	Sweetflag		Malabarnut		Indianaloe		Chiretta plant		Cowitch		Holibasil	
	Qty (Kg)	Price	Qty (Kg)	Price	Qty (Kg)	Price	Qty (Kg)	Price	Qty (Kg)	Price	Qty (Kg)	Price
Idukki	0	0	0	0	0	0	0	0	0	0	0	0
Malappuram	0	0	0	0	0	0	0	0	0	0	0	0

District	Moovila		Badinjan		Forest snake gourd	
	Qty (Kg)	Price	Qty (Kg)	Price	Qty (Kg)	Price
Idukki	0	0	0	0	90994	678035
Malappuram	0	0	0	0	0	0

Table-21(1)E  
District wise Details of Marketed Crops (Local)

District	Aracanut		Betelleaf		Cinamon		Clove		Vanila	
	Qty (Kg)	Price	Qty (Kg)	Price	Qty (Kg)	Price	Qty (Kg)	Price	Qty (Kg)	Price
Idukki	9924130	396841750	32504	3858260	13147	3913185	958609	665147770	51870	2596995
Malappuram	22550255	901288640	10068	1212385	3219	956390	272	187590	458	23605

District	Ginger				Nutmeg		Pepper		Turmeric	
	Qty (Kg)	Price			Qty (Kg)	Price	Qty (Kg)	Price	Qty (Kg)	Price
Idukki	4108286	226737220			5716141	1727537215	66678425	13357474740	1064569	31976410
Malappuram	268001	14702560			71945	21491555	353104	70536945	1623901	48687505

District	Tamarind		Cardamom				Garlic			
	Qty (Kg)	Price	Qty (Kg)	Price			Qty (Kg)	Price		
Idukki	770705	15265805	29690694	14899711995			99955	6960620		
Malappuram	1043062	20830375	0	0			0	0		

Table-22(1) E

## District wise Details of Marketed Crops (Export)

District	Aracanut		Betelleaf		Cinamon		Clove		Vanila	
	Qty (Kg)	Price	Qty (Kg)	Price	Qty (Kg)	Price	Qty (Kg)	Price	Qty (Kg)	Price
Idukki	1225345	48969405	490	59900	4	1240	4392	3064875	184	9645
Malappuram	0	0	0	0	0	0	0	0	0	0

District	Ginger				Nutmeg		Pepper		Turmeric	
	Qty (Kg)	Price			Qty (Kg)	Price	Qty (Kg)	Price	Qty (Kg)	Price
Idukki	4827	263405			17077	4865255	2260064	450469095	439	12870
Malappuram	0	0			0	0	0	0	0	0

District	Tamarind		Cardamom				Garlic			
	Qty (Kg)	Price	Qty (Kg)	Price			Qty (Kg)	Price		
Idukki	1246	24655	154816	76641365			858871	60222720		
Malappuram	0	0	0	0			0	0		

**Table-21(1) F**

**District wise Details of Marketed Crops (Local)**

District	Tea		Coffee		Rubber	
	Qty (Kg)	Price	Qty (Kg)	Price	Qty (Kg)	Price
Idukki	44608065	446391500	36017008	2879493395	10505601	1575838395
Malappuram	0	0	91290	7152600	121590363	18230550025

District	Grantees		Other Plantation Crops	
	Qty (Kg)	Price	Qty (Kg)	Price
Idukki	434	75890	196700	5581810
Malappuram	0	0	0	0

**Table-22(1) F**

**District wise Details of Marketed Crops (Export)**

District	Tea		Coffee		Rubber	
	Qty (Kg)	Price	Qty (Kg)	Price	Qty (Kg)	Price
Idukki	106060	1067390	125627	10004775	141360	20971820
Malappuram	0	0	0	0	0	0

District	Grantees		Other Plantation Crops	
	Qty (Kg)	Price	Qty (Kg)	Price
Idukki	73870	72258030	338700	10781785
Malappuram	0	0	0	0



**Table-21(2) A**  
**Block wise Details of Marketed Crops (Local)**

District	Block	Amaranthus		Ladiesfinger		Chinese Potato		Bittergourd		Snakegourd	
		Qty (Kg)	Price	Qty (Kg)	Price	Qty (Kg)	Price	Qty (Kg)	Price	Qty (Kg)	Price
Idukki	Adimali	11542	117275	18738	225135	9650	288195	926784	14787560	4274	51730
	Devikulam	41018	409375	2899	35165	621	18255	22645	360030	5351	64950
	Nedumkandam	11549	115190	973	11690	710	20090	313975	5014180	854	10370
	Elamdesom	21903	223835	4615	55885	397	11710	2314	36185	6227	74380
	Idukki	26545	265715	7370	87985	7523	224480	5133390	82358220	20378	242270
	Kattappana	15859	158745	1734	20685	1157	36280	2280916	36307695	816	10085
	Thodupuzha	5013	51060	4726	55490	40	1195	211	3430	152	1800
	Azhutha	59660	597515	1230	14455	120	3420	422061	6744435	53	645
	<b>Block Total</b>	<b>193089</b>	<b>1938710</b>	<b>42285</b>	<b>506490</b>	<b>20218</b>	<b>603625</b>	<b>9102296</b>	<b>145611735</b>	<b>38105</b>	<b>456230</b>
	Thodupuzha(M)	2	20	0	0	0	0	3	45	3	35
<b>District Total</b>	<b>193091</b>	<b>1938730</b>	<b>42285</b>	<b>506490</b>	<b>20218</b>	<b>603625</b>	<b>9102299</b>	<b>145611780</b>	<b>38108</b>	<b>456265</b>	
Malappuram	Nilambur	3728	38010	2865	33955	4144	125930	15240	250925	5256	62955
	Wandoor	10252	102510	9270	112120	489	15330	51632	819820	6693	78430
	Kalikav	32906	329515	4891	57310	472	14175	3869	60815	6875	84230
	Perinthalmanna	111413	1103935	56752	679985	61338	1854810	40831	651665	86922	1042575
	Mankada	45498	456890	17006	207705	57424	1713595	4333	68515	87173	1053620
	Malappuram	281903	2780055	17964	215930	16514	490465	19731	313535	143050	1702995
	Arikkode	7501	74490	3116	37645	587	17690	21032	338770	13565	162725
	Kondotty	5144	51635	12581	150255	16050	494550	5560	89675	11017	133190
Thirurangadi	28310	286610	2951	34705	0	0	5575	88715	6516	77250	

	Thanur	456	4670	98	1175	30	860	108	1720	865	10440
	Tirur	562	5645	175	2170	0	0	721	11880	930	11295
	Kuttiipuram	11279	112720	3453	41640	15237	457545	6069	97730	12748	150530
	Vengara	1416	14140	3620	43720	10	300	1089	17800	134	1555
	Ponnani	11913	119375	5036	59535	880	26875	196	3175	324	3905
	Perumpadappu	5427	54495	1455	17505	0	0	263	4085	407	5140
	<b>Block Total</b>	<b>557708</b>	<b>5534695</b>	<b>141233</b>	<b>1695355</b>	<b>173175</b>	<b>5212125</b>	<b>176249</b>	<b>2818825</b>	<b>382475</b>	<b>68095</b>
	Malappuram (M)	767	8005	675	8310	138	4185	3127	49735	4433	53375
	Tirur (M)	177	1735	53	670	0	0	113	1735	270	3465
	Manjeri (M)	0	0	6580	79645	0	0	2170	34510	66342	800140
	Ponnani (M)	830	8380	353	4210	0	0	137	2225	0	0
	Perinthaimanna (M)	1140	11370	606	7405	0	0	0	0	4576	55370
	Kottakkal(M)	50	510	809	9565	84	2365	440	7040	1290	14940
	Nilambur(M)	2080	20460	1354	16520	300	9220	22	345	210	2340
	<b>Municipality Total</b>	<b>5044</b>	<b>50460</b>	<b>10430</b>	<b>126325</b>	<b>522</b>	<b>15770</b>	<b>6009</b>	<b>95590</b>	<b>77121</b>	<b>929630</b>
	<b>District Total</b>	<b>562752</b>	<b>5585155</b>	<b>151663</b>	<b>1821680</b>	<b>173697</b>	<b>5227895</b>	<b>182258</b>	<b>2914415</b>	<b>459596</b>	<b>997725</b>

**Table-21(2) A**  
**Block wise Details of Marketed Crops (Local)**

District	Block	Cucumber		Bottlegourd		Pumpkin		Ashgourd		Brinjal	
		Qty (Kg)	Price	Qty (Kg)	Price	Qty (Kg)	Price	Qty (Kg)	Price	Qty (Kg)	Price
Idukki	Adimali	1074	8330	4561	36645	3375	39750	2878	34210	22822	345870
	Devikulam	7005	54365	20841	164390	91256	1093985	17968	216925	8858	132100
	Nedumkandam	1360	11045	1070	8670	331	4085	628	7480	18445	276780
	Elamdesom	1865	14540	120	920	12222	145210	13962	167580	7141	105765
	Idukki	860	6735	97	830	19501	229670	886	10445	57600	863345
	Kattappana	606	4810	244	2045	8523	101830	20	240	20307	303945
	Thodupuzha	865	6615	558	4505	1715	20480	200	2440	5287	78130
	Azhutha	35	300	48	400	10030	119610	23083	272770	38615	553510
	<b>Block Total</b>	<b>13670</b>	<b>106740</b>	<b>27539</b>	<b>218405</b>	<b>146953</b>	<b>1754620</b>	<b>59625</b>	<b>712090</b>	<b>179075</b>	<b>2659445</b>
	Thodupuzha(M)	0	0	0	0	0	0	0	0	480	6560
<b>District Total</b>	<b>13670</b>	<b>106740</b>	<b>27539</b>	<b>218405</b>	<b>146953</b>	<b>1754620</b>	<b>59625</b>	<b>712090</b>	<b>179555</b>	<b>2666005</b>	
Malappuram	Nilambur	16110	130315	17382	139990	11733	141290	11553	136580	469	7005
	Wandoor	598948	4767110	19476	156470	120625	1443355	112601	1355565	1841	27405
	Kalikav	26173	210450	21719	FALSE	38228	460440	50867	603110	19597	294340
	Perinthalmanna	538712	4351415	62080	490915	69186	831840	295583	3583070	180681	2677695
	Mankada	170772	1351985	17273	137895	85040	1021015	46400	557825	56812	843800
	Malappuram	75026	599570	31134	249015	21485	258900	28089	333465	5811	88335
	Arikkode	63316	502960	87709	702410	41280	495925	15546	186710	1457	21880
	Kondotty	64699	516390	23024	184825	4114	49480	4302	50745	478	7190
	Thirurangadi	139422	1101195	76120	607770	44762	539140	12457	149850	130	2005
Thanur	4768	38210	38639	306690	52676	630415	614	7330	420	6185	

	Tirur	2746	22125	14378	112975	13748	163775	491	5945	362	5720
	Kuttippuram	5023	40330	13652	108435	15101	179765	2781	33010	10612	158075
	Vengara	24658	197845	38183	304260	12566	150515	1028	12380	771	11440
	Ponnani	8768	69790	2960	23530	4082	49065	1683	19815	4004	60925
	Perumpadappu	9439	75880	887	6975	1968	23445	402	4825	3005	45325
	<b>Block Total</b>	<b>1748580</b>	<b>13975570</b>	<b>464616</b>	<b>3532155</b>	<b>536594</b>	<b>6438365</b>	<b>584397</b>	<b>7040225</b>	<b>286450</b>	<b>4257325</b>
	Malappuram (M)	4124	32315	144	1165	1986	24195	1855	22180	254	3765
	Tirur (M)	896	7110	0	0	163	1935	127	1450	0	0
	Manjeri (M)	44860	362835	3808	30840	4144	49750	25004	303190	3054	44940
	Ponnani (M)	223	1740	0	0	419	4925	1120	13660	0	0
	Perinthalmanna (M)	112241	890835	3532	28040	1284	15310	3656	43995	0	0
	Kottakkal(M)	3916	31390	495	3955	362	4240	623	7670	244	3640
	Nilambur(M)	10576	84345	803	6395	1286	15985	736	8900	240	3615
	<b>Municipality Total</b>	<b>176836</b>	<b>1410570</b>	<b>8782</b>	<b>70395</b>	<b>9644</b>	<b>116340</b>	<b>33121</b>	<b>401045</b>	<b>3792</b>	<b>55960</b>
	<b>District Total</b>	<b>1925416</b>	<b>15386140</b>	<b>473398</b>	<b>3602550</b>	<b>546238</b>	<b>6554705</b>	<b>617518</b>	<b>7441270</b>	<b>290242</b>	<b>4313285</b>

**Table-21(2) A**  
**Block wise Details of Marketed Crops (Local)**

District	Block	Cucumber		Bottlegourd		Pumpkin		Ashgourd		Brinjal	
		Qty (Kg)	Price	Qty (Kg)	Price	Qty (Kg)	Price	Qty (Kg)	Price	Qty (Kg)	Price
Idukki	Adimali	1074	8330	4561	36645	3375	39750	2878	34210	22822	345870
	Devikulam	7005	54365	20841	164390	91256	1093985	17968	216925	8858	132100
	Nedumkandam	1360	11045	1070	8670	331	4085	628	7480	18445	276780
	Elamdesom	1865	14540	120	920	12222	145210	13962	167580	7141	105765
	Idukki	860	6735	97	830	19501	229670	886	10445	57600	863345
	Kattappana	606	4810	244	2045	8523	101830	20	240	20307	303945
	Thodupuzha	865	6615	558	4505	1715	20480	200	2440	5287	78130
	Azhutha	35	300	48	400	10030	119610	23083	272770	38615	553510
	<b>Block Total</b>	<b>13670</b>	<b>106740</b>	<b>27539</b>	<b>218405</b>	<b>146953</b>	<b>1754620</b>	<b>59625</b>	<b>712090</b>	<b>179075</b>	<b>2659445</b>
	Thodupuzha(M)	0	0	0	0	0	0	0	0	480	6560
<b>District Total</b>	<b>13670</b>	<b>106740</b>	<b>27539</b>	<b>218405</b>	<b>146953</b>	<b>1754620</b>	<b>59625</b>	<b>712090</b>	<b>179555</b>	<b>2666005</b>	
Malappuram	Nilambur	16110	130315	17382	139990	11733	141290	11553	136580	469	7005
	Wandoor	598948	4767110	19476	156470	120625	1443355	112601	1355565	1841	27405
	Kalikav	26173	210450	21719	FALSE	38228	460440	50867	603110	19597	294340
	Perinthalmanna	538712	4351415	62080	490915	69186	831840	295583	3583070	180681	2677695
	Mankada	170772	1351985	17273	137895	85040	1021015	46400	557825	56812	843800
	Malappuram	75026	599570	31134	249015	21485	258900	28089	333465	5811	88335
	Arikkode	63316	502960	87709	702410	41280	495925	15546	186710	1457	21880
	Kondotty	64699	516390	23024	184825	4114	49480	4302	50745	478	7190
	Thirurangadi	139422	1101195	76120	607770	44762	539140	12457	149850	130	2005
	Thanur	4768	38210	38639	306690	52676	630415	614	7330	420	6185

	Tirur	2746	22125	14378	112975	13748	163775	491	5945	362	5720
	Kuttippuram	5023	40330	13652	108435	15101	179765	2781	33010	10612	158075
	Vengara	24658	197845	38183	304260	12566	150515	1028	12380	771	11440
	Ponnani	8768	69790	2960	23530	4082	49065	1683	19815	4004	60925
	Perumpadappu	9439	75880	887	6975	1968	23445	402	4825	3005	45325
	<b>Block Total</b>	<b>1748580</b>	<b>13975570</b>	<b>464616</b>	<b>3532155</b>	<b>536594</b>	<b>6438365</b>	<b>584397</b>	<b>7040225</b>	<b>286450</b>	<b>4257325</b>
	Malappuram (M)	4124	32315	144	1165	1986	24195	1855	22180	254	3765
	Tirur (M)	896	7110	0	0	163	1935	127	1450	0	0
	Manjeri (M)	44860	362835	3808	30840	4144	49750	25004	303190	3054	44940
	Ponnani (M)	223	1740	0	0	419	4925	1120	13660	0	0
	Perinthalmanna (M)	112241	890835	3532	28040	1284	15310	3656	43995	0	0
	Kottakkal(M)	3916	31390	495	3955	362	4240	623	7670	244	3640
	Nilambur(M)	10576	84345	803	6395	1286	15985	736	8900	240	3615
	<b>Municipality Total</b>	<b>176836</b>	<b>1410570</b>	<b>8782</b>	<b>70395</b>	<b>9644</b>	<b>116340</b>	<b>33121</b>	<b>401045</b>	<b>3792</b>	<b>55960</b>
	<b>District Total</b>	<b>1925416</b>	<b>15386140</b>	<b>473398</b>	<b>3602550</b>	<b>546238</b>	<b>6554705</b>	<b>617518</b>	<b>7441270</b>	<b>290242</b>	<b>4313285</b>

**Table-21(2) A**  
**Block wise Details of Marketed Crops (Local)**

District	Block	Green Chilly		Tomato		Cabbage		Cauliflower		Carrot	
		Qty (Kg)	Price	Qty (Kg)	Price	Qty (Kg)	Price	Qty (Kg)	Price	Qty (Kg)	Price
Idukki	Adimali	43820	1096080	4615	36105	8800	44480	8698	89335	6220	42610
	Devikulam	22037	546970	11401	89820	7644075	38260460	78248	787170	10498803	73755580
	Nedumkandam	11572	287345	2380	19095	9410	47350	0	0	0	0
	Elamdesom	2237	56745	20	165	0	0	0	0	240	1680
	Idukki	45711	1146060	18542	148685	12550	66080	210	2120	891	6310
	Kattappana	28999	727485	1592	12675	11783	59605	0	0	1430	9630
	Thodupuzha	1360	32825	110	810	872	4405	0	0	0	0
	Azhutha	63679	1507700	974	7965	3046	14835	230	2415	1296	9560
	<b>Block Total</b>	<b>219415</b>	<b>5401210</b>	<b>39634</b>	<b>315320</b>	<b>7690536</b>	<b>38497215</b>	<b>87386</b>	<b>881040</b>	<b>10508880</b>	<b>73825370</b>
	Thodupuzha(M)	0	0	0	0	0	0	0	0	0	0
<b>District Total</b>	<b>219415</b>	<b>5401210</b>	<b>39634</b>	<b>315320</b>	<b>7690536</b>	<b>38497215</b>	<b>87386</b>	<b>881040</b>	<b>10508880</b>	<b>73825370</b>	
Malappuram	Nilambur	56	1385	0	0	590	3115	630	6585	0	0
	Wandoor	15043	376280	14	115	0	0	0	0	0	0
	Kalikav	1022	26085	1218	9550	15	70	20	190	0	0
	Perinthalmanna	9267	233715	480	3835	1210	6050	0	0	0	0
	Mankada	9033	227985	298	2340	15	65	20	200	0	0
	Malappuram	0	0	588	4495	264	1335	740	7650	0	0
	Arikkode	59	1435	78	645	220	1155	840	8915	0	0
	Kondotty	15	375	390	3215	20	90	0	0	0	0
	Thirurangadi	11	255	1530	12030	0	0	0	0	0	0
Thanur	0	0	0	0	579	2990	80	790	0	0	

Tirur	55	1345	194	1655	0	0	0	0	0	0
Kuttiipuram	10561	267575	0	0	770	3700	730	7665	0	0
Vengara	0	0	0	0	0	0	240	2470	0	0
Ponnani	1134	28090	15	110	0	0	140	1455	0	0
Perumpadappu	690	18625	15	120	0	0	0	0	0	0
<b>Block Total</b>	<b>46946</b>	<b>1183150</b>	<b>4820</b>	<b>38110</b>	<b>3683</b>	<b>18570</b>	<b>3440</b>	<b>35920</b>	<b>0</b>	<b>0</b>
Malappuram (M)	180	4230	0	0	0	0	360	3600	0	0
Tirur (M)	0	0	0	0	0	0	0	0	0	0
Manjeri (M)	0	0	18	140	0	0	530	5080	0	0
Ponnani (M)	15	375	0	0	0	0	74	740	0	0
Perinthalmanna (M)	0	0	0	0	0	0	0	0	0	0
Kottakkal(M)	0	0	0	0	0	0	0	0	0	0
Nilambur(M)	0	0	0	0	0	0	1040	9885	0	0
<b>Municipality Total</b>	<b>195</b>	<b>4605</b>	<b>18</b>	<b>140</b>	<b>0</b>	<b>0</b>	<b>2004</b>	<b>19305</b>	<b>0</b>	<b>0</b>
<b>District Total</b>	<b>47141</b>	<b>1187755</b>	<b>4838</b>	<b>38250</b>	<b>3683</b>	<b>18570</b>	<b>5444</b>	<b>55225</b>	<b>0</b>	<b>0</b>



**Table-21(2) A**  
**Block wise Details of Marketed Crops (Local)**

District	Block	Beetroot		Potato		Lablabean		Swordbean		Amara (IndianBean)	
		Qty (Kg)	Price	Qty (Kg)	Price	Qty (Kg)	Price	Qty (Kg)	Price	Qty (Kg)	Price
Idukki	Adimali	0	0	4100	32190	31476	474060	1174725	23622750	2548	50700
	Devikulam	400818	3235390	3861541	30893960	209107	3116845	290263	5798880	6860	135440
	Nedumkandam	0	0	0	0	0	0	47304	947220	11330	225290
	Elamdesom	0	0	0	0	0	0	797493	15826770	15780	313820
	Idukki	725	5705	192	1470	94	1395	259361	5244060	570	11280
	Kattappana	7840	61835	2140	17580	280	4450	83955	1704500	4250	85070
	Thodupuzha	0	0	0	0	97	1510	101409	2032595	3420	67860
	Azhutha	130	1040	590	4670	1080	16230	69926	1399585	2370	44930
	<b>Block Total</b>	<b>409513</b>	<b>3303970</b>	<b>3868563</b>	<b>30949890</b>	<b>242134</b>	<b>3614490</b>	<b>2824436</b>	<b>56576360</b>	<b>47128</b>	<b>934390</b>
	Thodupuzha(M)	0	0	0	0	0	0	23762	480160	3	60
<b>District Total</b>	<b>409513</b>	<b>3303970</b>	<b>3868563</b>	<b>30949890</b>	<b>242134</b>	<b>3614490</b>	<b>2848198</b>	<b>57056520</b>	<b>47131</b>	<b>934450</b>	
Malappuram	Nilambur	0	0	0	0	126	1895	35188	705430	0	0
	Wandoor	0	0	0	0	100	1620	5110	102010	0	0
	Kalikav	0	0	0	0	630	9490	15245	306465	0	0
	Perinthalmanna	0	0	0	0	1823	28375	23524	467825	0	0
	Mankada	0	0	0	0	372	5600	12939	257220	0	0
	Malappuram	0	0	0	0	384	5780	17131	343770	0	0
	Arikkode	0	0	0	0	5466	81725	35757	716200	1750	32200
	Kondotty	0	0	0	0	3880	59260	46837	937565	0	0
	Thirurangadi	0	0	0	0	1636	23815	17527	351280	0	0
Thanur	0	0	0	0	299	4835	3424	68220	0	0	

Tirur	0	0	0	0	14	195	2362	47940	0	0
Kuttiapuram	0	0	0	0	400	6170	21367	424770	0	0
Vengara	0	0	0	0	32	460	44176	883070	0	0
Ponnani	0	0	0	0	0	0	18603	373505	0	0
Perumpadappu	0	0	0	0	0	0	6592	136360	0	0
<b>Block Total</b>	<b>0</b>	<b>0</b>	<b>0</b>	<b>0</b>	<b>15162</b>	<b>229220</b>	<b>305782</b>	<b>6121630</b>	<b>1750</b>	<b>32200</b>
Malappuram (M)	0	0	0	0	148	2190	109	2165	0	0
Tirur (M)	0	0	0	0	0	0	1156	23160	0	0
Manjeri (M)	0	0	0	0	0	0	640	12955	0	0
Ponnani (M)	0	0	0	0	143	2125	15271	306265	0	0
Perinthalmanna (M)	0	0	0	0	0	0	3003	59940	0	0
Kottakkal(M)	0	0	0	0	0	0	910	18785	0	0
Nilambur(M)	0	0	0	0	0	0	390	7940	0	0
<b>Municipality Total</b>	<b>0</b>	<b>0</b>	<b>0</b>	<b>0</b>	<b>291</b>	<b>4315</b>	<b>21479</b>	<b>431210</b>	<b>0</b>	<b>0</b>
<b>District Total</b>	<b>0</b>	<b>0</b>	<b>0</b>	<b>0</b>	<b>15453</b>	<b>233535</b>	<b>327261</b>	<b>6552840</b>	<b>1750</b>	<b>32200</b>

Table-21(2) A  
Block wise Details of Marketed Crops (Local)

District	Block	Wingedbean		Clovebean		Littlegourd		Ridgegourd		Drumstick	
		Qty (Kg)	Price	Qty (Kg)	Price	Qty (Kg)	Price	Qty (Kg)	Price	Qty (Kg)	Price
Idukki	Adimali	26652	401635	345	3375	1585	23810	20340	204490	2897110	57873210
	Devikulam	6854	101355	1920	19435	28550	410730	5610	56230	787544	15681435
	Nedumkandam	5685	87045	1070	10705	263	4050	5876	59085	224991	4519855
	Elamdesom	25846	386225	582	5600	123	1770	11400	114725	269307	5400340
	Idukki	654	9780	0	0	2299	35285	8602	84925	182828	3617500
	Kattappana	3585	53815	4310	42980	2348	34775	13880	139915	418662	8368865
	Thodupuzha	52864	796015	0	0	307	4475	1532	15530	175851	3554860
	Azhulha	1000	15835	0	0	2798	41550	624	6150	1810336	36033425
	<b>Block Total</b>	<b>123140</b>	<b>1851705</b>	<b>8227</b>	<b>82095</b>	<b>38273</b>	<b>556445</b>	<b>67864</b>	<b>681050</b>	<b>6766629</b>	<b>135049490</b>
	Thodupuzha(M)	3450	52080	0	0	5	70	320	3360	15330	302045
<b>District Total</b>	<b>126590</b>	<b>1903785</b>	<b>8227</b>	<b>82095</b>	<b>38278</b>	<b>556515</b>	<b>68184</b>	<b>684410</b>	<b>6781959</b>	<b>135351535</b>	
Malappuram	Nilambur	0	0	0	0	231	3610	0	0	3310	64590
	Wandoor	0	0	0	0	12	185	0	0	72877	1457525
	Kalikav	0	0	0	0	3599	55295	0	0	12293	243935
	Perinthalmanna	0	0	0	0	19224	292935	630	6145	253281	5063045
	Mankada	0	0	0	0	14630	215780	0	0	112322	2242520
	Malappuram	20	285	0	0	2843	42530	0	0	30312	609625
	Arikkode	600	9540	0	0	320	5010	0	0	1796	36100
	Kondotty	0	0	0	0	168	2485	150	1410	4343	85360
	Thirurangadi	0	0	0	0	37	535	0	0	255228	5089030

Thanur	0	0	0	0	280	4335	0	0	124972	2502895
Tirur	0	0	0	0	1912	28665	0	0	128903	2576815
Kuttippuram	0	0	0	0	13543	202695	0	0	294654	5886480
Vengara	0	0	0	0	22	315	0	0	122862	2458285
Ponnani	0	0	0	0	301	4165	0	0	11260	225110
Perumpadappu	0	0	0	0	15	215	0	0	3583	72070
<b>Block Total</b>	<b>620</b>	<b>9825</b>	<b>0</b>	<b>0</b>	<b>57137</b>	<b>858755</b>	<b>780</b>	<b>7555</b>	<b>1431996</b>	<b>28613385</b>
Malappuram (M)	0	0	0	0	34	480	0	0	1529	30225
Tirur (M)	0	0	0	0	0	0	0	0	140	2800
Manjeri (M)	0	0	0	0	0	0	0	0	1058	20930
Ponnani (M)	0	0	0	0	0	0	0	0	6	125
Perinthalmanna (M)	0	0	0	0	0	0	0	0	36630	734935
Kottakkal(M)	0	0	0	0	0	0	0	0	1276	26080
Nilambur(M)	0	0	0	0	0	0	0	0	15	305
<b>Municipality Total</b>	<b>0</b>	<b>0</b>	<b>0</b>	<b>0</b>	<b>34</b>	<b>480</b>	<b>0</b>	<b>0</b>	<b>40654</b>	<b>815400</b>
<b>District Total</b>	<b>620</b>	<b>9825</b>	<b>0</b>	<b>0</b>	<b>57171</b>	<b>859235</b>	<b>780</b>	<b>7555</b>	<b>1472650</b>	<b>29428785</b>

Table-21(2) A  
Block wise Details of Marketed Crops (Local)

District	Block	Chikumaneese		Curryleaf		Yard long Beans		Beans		Greenpeas	
		Qty (Kg)	Price	Qty (Kg)	Price	Qty (Kg)	Price	Qty (Kg)	Price	Qty (Kg)	Price
Idukki	Adimali	75	1750	166	1695	992049	19776470	47967	706865	180	6170
	Devikulam	0	0	640	6520	116329	2341180	1644819	24665125	218924	7719115
	Nedumkandam	0	0	0	0	77707	1555930	0	0	0	0
	Elamdesom	0	0	320	2940	515850	10302270	2870	40465	0	0
	Idukki	0	0	2423	24820	2979082	60749950	148162	2140740	0	0
	Kattappana	0	0	400696	4087000	1788880	35995170	162851	2451740	0	0
	Thodupuzha	0	0	130	1325	111451	2248795	0	0	0	0
	Azhutha	0	0	30248	298580	745376	14859300	203121	3035615	0	0
	<b>Block Total</b>	<b>75</b>	<b>1750</b>	<b>434623</b>	<b>4422880</b>	<b>7326724</b>	<b>147829065</b>	<b>2209790</b>	<b>33040550</b>	<b>219104</b>	<b>7725285</b>
	Thodupuzha(M)	0	0	0	0	4942	100010	0	0	0	0
<b>District Total</b>	<b>75</b>	<b>1750</b>	<b>434623</b>	<b>4422880</b>	<b>7331666</b>	<b>147929075</b>	<b>2209790</b>	<b>33040550</b>	<b>219104</b>	<b>7725285</b>	
Malappuram	Nilambur	0	0	295	2960	283699	5609995	0	0	0	0
	Wandoor	0	0	712	7280	1218414	24411780	0	0	0	0
	Kalikav	0	0	3429	33910	381494	7607100	0	0	0	0
	Perinthalmanna	0	0	4868	48320	635234	12727735	0	0	0	0
	Mankada	0	0	3812	37625	424058	8321210	0	0	0	0
	Malappuram	0	0	2807	27570	335343	6639430	0	0	0	0
	Arikkode	0	0	1592	15785	480428	9604240	0	0	0	0
	Kondotty	0	0	3705	36485	803765	16047020	0	0	0	0
	Thirurangadi	0	0	2998	30030	172422	3467770	0	0	0	0
Thanur	0	0	4234	42205	109030	2170825	0	0	0	0	

Tirur	0	0	12816	129165	6351	124565	0	0	0	0
Kuttiapuram	0	0	9875	99345	191420	3838630	0	0	0	0
Vengara	0	0	17971	179270	101393	2036390	0	0	0	0
Ponnani	0	0	123	1185	3468	69370	0	0	0	0
Perumpadappu	0	0	440	4435	14068	278155	0	0	0	0
<b>Block Total</b>	<b>0</b>	<b>0</b>	<b>69677</b>	<b>695570</b>	<b>5180587</b>	<b>102954215</b>	<b>0</b>	<b>0</b>	<b>0</b>	<b>0</b>
Malappuram (M)	0	0	1629	16300	33451	667170	0	0	0	0
Tirur (M)	0	0	3102	31085	4853	95025	0	0	0	0
Manjeri (M)	0	0	71	695	375009	7465780	0	0	0	0
Ponnani (M)	0	0	39	365	5692	114740	0	0	0	0
Perinthalmanna (M)	0	0	0	0	0	0	0	0	0	0
Kottakkal(M)	0	0	122	1195	32546	646415	0	0	0	0
Nilambur(M)	0	0	167	1625	77276	1572310	0	0	0	0
<b>Municipality Total</b>	<b>0</b>	<b>0</b>	<b>5130</b>	<b>51265</b>	<b>528827</b>	<b>10561440</b>	<b>0</b>	<b>0</b>	<b>0</b>	<b>0</b>
<b>District Total</b>	<b>0</b>	<b>0</b>	<b>74807</b>	<b>746835</b>	<b>5689414</b>	<b>113515655</b>	<b>0</b>	<b>0</b>	<b>0</b>	<b>0</b>

Table-21(2) B  
Block wise Details of Marketed Crops (Local)

District	Block	Anthurium			Orchid			Jasmine			Gladiolous		
		Qty (Nos)	Qty (Kg)	Price	Qty (Nos)	Qty (Kg)	Price	Qty (Nos)	Qty (Kg)	Price	Qty (Nos)	Qty (Kg)	Price
Idukki	Adimali	250	606	21265	250	240	13155	1200	3073	440600	0	150	1615
	Devikulam	0	17	415	0	0	0	0	54	5150	0	0	0
	Nedumkandam	0	60	1555	0	0	0	0	634	61300	0	160	2720
	Elamdesom	0	104	2425	0	9	205	0	7020	663650	0	0	0
	Idukki	70	2432	62265	0	250	6125	0	2791	274800	0	0	0
	Kattappana	25000	21412	1170925	0	65	1595	0	1243	121050	0	6	4785
	Thodupuzha	0	302	7475	0	0	0	0	7768	734300	0	0	0
	Azhutha	0	107	2740	0	14	355	0	2065	197000	0	0	0
	<b>Block Total</b>	<b>25320</b>	<b>25040</b>	<b>1269065</b>	<b>250</b>	<b>578</b>	<b>21435</b>	<b>1200</b>	<b>24646</b>	<b>2497850</b>	<b>0</b>	<b>316</b>	<b>9120</b>
	Thodupuzha(M)	0	0	0	0	0	0	0	3891	367300	0	0	0
<b>District Total</b>	<b>25320</b>	<b>25040</b>	<b>1269065</b>	<b>250</b>	<b>578</b>	<b>21435</b>	<b>1200</b>	<b>28537</b>	<b>2865150</b>	<b>0</b>	<b>316</b>	<b>9120</b>	
Malappuram	Nilambur	0	0	0	0	19	465	0	315	31675	0	0	0
	Wandoor	0	19	475	0	14	335	0	15661	1551630	0	0	0
	Kalikav	0	6	145	0	20	490	0	2193	221280	0	0	0
	Perinthalmanna	0	270	6675	0	20	480	0	702	68470	0	0	0
	Mankada	0	1823	45565	0	34	805	0	106	10590	0	0	0
	Malappuram	0	17	425	0	27	635	0	216	21630	0	0	0
	Arikkode	0	3622	89630	0	99	2525	0	6551	659075	0	0	0
	Kondotty	0	205	4960	0	520	12415	0	3854	380685	0	0	0
	Thirurangadi	0	94	2340	0	79	1965	0	1260	126070	0	0	0
	Thanur	0	92	2265	0	1180	27140	0	135	12600	0	0	0

	Tirur	0	29	685	0	15	385	0	60	5945	0	0	0
	Kuttippuram	0	115	2860	0	20	510	0	4814	472500	0	0	0
	Vengara	0	19	475	0	81	2015	0	817	79970	0	0	0
	Ponnani	0	0	0	0	0	0	0	212	20915	0	0	0
	Perumpadappu	0	555	13780	0	40	1015	0	147	14625	0	0	0
	<b>Block Total</b>	<b>0</b>	<b>6866</b>	<b>170280</b>	<b>0</b>	<b>2168</b>	<b>51180</b>	<b>0</b>	<b>37043</b>	<b>3677560</b>	<b>0</b>	<b>0</b>	<b>0</b>
	Malappuram (M)	0	0	0	0	0	0	0	152	15540	0	0	0
	Tirur (M)	0	24	600	0	12	315	0	0	0	0	0	0
	Manjeri (M)	0	0	0	0	0	0	0	86	8690	0	0	0
	Ponnani (M)	0	61	1435	0	13	330	0	740	73565	0	0	0
	Perinthalmanna (M)	0	0	0	0	0	0	0	0	0	0	0	0
	Kottakkal(M)	0	0	0	0	0	0	0	46	4600	0	0	0
	Nilambur(M)	0	0	0	0	9	215	0	310	32255	0	0	0
	<b>Municipality Total</b>	<b>0</b>	<b>85</b>	<b>2035</b>	<b>0</b>	<b>34</b>	<b>860</b>	<b>0</b>	<b>1334</b>	<b>134650</b>	<b>0</b>	<b>0</b>	<b>0</b>
	<b>District Total</b>	<b>0</b>	<b>6951</b>	<b>172315</b>	<b>0</b>	<b>2202</b>	<b>52040</b>	<b>0</b>	<b>38377</b>	<b>3812210</b>	<b>0</b>	<b>0</b>	<b>0</b>



Table-21(2) B  
Block wise Details of Marketed Crops (Local)

District	Block	Orange Chrysanthimum			Helichonia			Yellow Chrysanthimum			Hibiscus		
		Qty (Nos)	Qty (Kg)	Price	Qty (Nos)	Qty (Kg)	Price	Qty (Nos)	Qty (Kg)	Price	Qty (Nos)	Qty (Kg)	Price
Idukki	Adimali	0	20	20	0	0	0	0	10	255	0	694	13925
	Devikulam	0	0	0	0	0	0	0	0	0	0	0	0
	Nedumkandam	0	0	0	0	0	0	0	16	1390	0	3582	72615
	Elamdesom	0	0	0	0	0	0	0	0	0	0	535	10415
	Idukki	0	0	0	0	0	0	0	0	0	0	2239	44810
	Kattappana	0	0	0	0	1500	7530	0	0	0	0	3963	79040
	Thodupuzha	0	0	0	0	0	0	0	0	0	0	5849	118095
	Azhutha	0	0	0	0	0	0	0	0	0	0	546	11125
	<b>Block Total</b>	<b>0</b>	<b>20</b>	<b>20</b>	<b>0</b>	<b>1500</b>	<b>7530</b>	<b>0</b>	<b>26</b>	<b>1645</b>	<b>0</b>	<b>17408</b>	<b>350025</b>
	Thodupuzha(M)	0	0	0	0	0	0	0	0	0	0	393	7580
<b>District Total</b>	<b>0</b>	<b>20</b>	<b>20</b>	<b>0</b>	<b>1500</b>	<b>7530</b>	<b>0</b>	<b>26</b>	<b>1645</b>	<b>0</b>	<b>17801</b>	<b>357605</b>	
Malappuram	Nilambur	0	0	0	0	0	0	0	0	0	0	757	14800
	Wandoor	0	0	0	0	0	0	0	0	0	0	1489	29850
	Kalikav	0	0	0	0	0	0	0	0	0	0	6064	120125
	Perinthalmanna	0	0	0	0	0	0	0	0	0	0	2276	44230
	Mankada	0	0	0	0	0	0	0	0	0	0	961	18745
	Malappuram	0	0	0	0	0	0	0	0	0	0	937	18715
	Arikkode	0	0	0	0	0	0	0	0	0	0	12138	242375
	Kondotty	0	0	0	0	0	0	0	0	0	0	443	8665
	Thirurangadi	0	0	0	0	0	0	0	0	0	0	211	4110

Thanur	0	0	0	0	0	0	0	0	0	0	0	165	3160
Tirur	0	0	0	0	0	0	0	0	0	0	0	218	4250
Kuttippuram	0	0	0	0	0	0	0	0	0	0	0	450	9005
Vengara	0	0	0	0	0	0	0	0	0	0	0	566	11200
Ponnani	0	0	0	0	0	0	0	0	0	0	0	2009	39070
Perumpadappu	0	0	0	0	0	0	0	0	0	0	0	476	9380
<b>Block Total</b>	<b>0</b>	<b>0</b>	<b>0</b>	<b>0</b>	<b>0</b>	<b>0</b>	<b>0</b>	<b>0</b>	<b>0</b>	<b>0</b>	<b>0</b>	<b>29160</b>	<b>577680</b>
Malappuram (M)	0	0	0	0	0	0	0	0	0	0	0	54	1065
Tirur (M)	0	0	0	0	0	0	0	0	0	0	0	49	960
Manjeri (M)	0	0	0	0	0	0	0	0	0	0	0	680	14225
Ponnani (M)	0	0	0	0	0	0	0	0	0	0	0	10242	204335
Perinthalmanna (M)	0	0	0	0	0	0	0	0	0	0	0	0	0
Kottakkal(M)	0	0	0	0	0	0	0	0	0	0	0	132	2745
Nilambur(M)	0	0	0	0	0	0	0	0	0	0	0	82	1580
<b>Municipality Total</b>	<b>0</b>	<b>0</b>	<b>0</b>	<b>0</b>	<b>0</b>	<b>0</b>	<b>0</b>	<b>0</b>	<b>0</b>	<b>0</b>	<b>0</b>	<b>11239</b>	<b>224910</b>
<b>District Total</b>	<b>0</b>	<b>0</b>	<b>0</b>	<b>0</b>	<b>0</b>	<b>0</b>	<b>0</b>	<b>0</b>	<b>0</b>	<b>0</b>	<b>0</b>	<b>40399</b>	<b>802590</b>

**Table-21(2) B**  
**Block wise Details of Marketed Crops (Local)**

District	Block	Rose			Euphorbia		
		Qty (Nos)	Qty (Kg)	Price	Qty (Nos)	Qty (Kg)	Price
Idukki	Adimali	0	3000	286495	0	0	0
	Devikulam	0	324	31755	0	0	0
	Nedumkandam	0	20614	2074005	0	0	0
	Elamdesom	0	922	91660	0	0	0
	Idukki	0	4348	431410	0	0	0
	Kattappana	0	11484	1150720	0	0	0
	Thodupuzha	0	1736	172370	0	0	0
	Azhutha	0	1057	106520	0	1	870
	<b>Block Total</b>	<b>0</b>	<b>43485</b>	<b>4344935</b>	<b>0</b>	<b>1</b>	<b>870</b>
	Thodupuzha(M)	0	299	30105	0	0	0
	<b>District Total</b>	<b>0</b>	<b>43784</b>	<b>4375040</b>	<b>0</b>	<b>1</b>	<b>870</b>
Malappuram	Nilambur	0	134	13370	0	0	0
	Wandoor	0	260	26000	0	0	0
	Kalikav	0	382	37570	0	0	0
	Perinthalmanna	0	250	24785	0	0	0
	Mankada	0	151	15205	0	0	0
	Malappuram	0	193	19115	0	0	0
	Arikkode	0	2205	219410	0	0	0
	Kondotty	0	98	9695	0	0	0
	Thirurangadi	0	57	5665	0	0	0
	Thanur	0	20	1920	0	0	0

Tirur	0	32	3390	0	0	0
Kuttiapuram	0	115	11265	0	0	0
Vengara	0	144	13955	0	0	0
Ponnani	0	16	1595	0	0	0
Perumpadappu	0	40	4105	0	0	0
<b>Block Total</b>	<b>0</b>	<b>4097</b>	<b>407045</b>	<b>0</b>	<b>0</b>	<b>0</b>
Malappuram (M)	0	79	8045	0	0	0
Tirur (M)	0	9	910	0	0	0
Manjeri (M)	0	8	785	0	0	0
Ponnani (M)	0	130	12280	0	0	0
Perinthalmanna (M)	0	0	0	0	0	0
Kottakkal(M)	0	0	0	0	0	0
Nilambur(M)	0	0	0	0	0	0
<b>Municipality Total</b>	<b>0</b>	<b>226</b>	<b>22020</b>	<b>0</b>	<b>0</b>	<b>0</b>
<b>District Total</b>	<b>0</b>	<b>4323</b>	<b>429065</b>	<b>0</b>	<b>0</b>	<b>0</b>

**Table-21(2) C**  
**Block wise Details of Marketed Crops (Local)**

District	Block	Banana		Plantain (Fruit)		Plantain		Guava	
		Qty (Kg)	Price	Qty (Kg)	Price	Qty (Kg)	Price	Qty (Kg)	Price
Idukki	Adimali	11573859	403497125	4262846	64118700	4653372	69740940	6878	136935
	Devikulam	534533	18692180	1330553	19975480	1899260	28726905	45071	907085
	Nedumkandam	1887342	88098090	2229866	33432535	1013639	15053515	7751	156550
	Elamdesom	1526255	53287395	445042	6679360	435555	6434585	3475	69195
	Idukki	5219431	182512595	1719265	25787810	1616786	24310885	19957	400630
	Kattappana	3041112	106390870	879132	13153440	1018201	15240405	47500	930630
	Thodupuzha	1172997	41013100	294313	4390820	384930	5720015	1295	26345
	Azhutha	2717560	94975725	2286475	34299045	2362770	35317910	50364	1006650
	<b>Block Total</b>	<b>27673089</b>	<b>966487080</b>	<b>13447492</b>	<b>201817190</b>	<b>13384513</b>	<b>200545160</b>	<b>182289</b>	<b>3634020</b>
	Thodupuzha(M)	208608	7326680	170486	2534585	230000	3439645	610	12095
	<b>District Total</b>	<b>27881697</b>	<b>973793760</b>	<b>13617978</b>	<b>204351775</b>	<b>13614513</b>	<b>203984805</b>	<b>182899</b>	<b>3646115</b>
Malappuram	Nilambur	2153845	75486880	207806	3127700	513704	7670920	2232	43990
	Wandoor	16146784	564650045	185423	2773255	421239	6283280	8049	158330
	Kalikav	13078739	459320755	240739	3621565	375607	5631060	7933	153230
	Perinthalmanna	13741782	482164565	370410	5581430	695099	10376210	649	13345
	Mankada	5181295	180734770	143214	2144390	252381	3790870	777	15720
	Malappuram	3860905	135546650	261975	3901025	500865	7414890	4508	91110
	Arikkode	3062287	107232865	659896	9898910	782631	11677585	18023	358825
	Kondotty	5822369	203105690	207209	3097255	316596	4744160	1797	35535
	Thirurangadi	1794138	62752970	56930	854770	164917	2473705	745	14795
	Thanur	24651	863030	20314	305355	109802	1657920	3836	76200

	Tirur	93154	3295940	22850	341425	207956	3147790	2103	42260
	Kuttiapuram	858255	29972775	157914	2385970	370738	5569525	2829	56600
	Vengara	1921373	67355420	21525	323320	160455	2405030	2434	49000
	Ponnani	27687	955490	45313	683570	235724	3539375	124	2530
	Perumpadappu	4775	166140	19759	298350	215802	3269205	400	7695
	<b>Block Total</b>	<b>67772037</b>	<b>2373603985</b>	<b>2621277</b>	<b>39338290</b>	<b>5323516</b>	<b>79651525</b>	<b>56439</b>	<b>1119165</b>
	Malappuram (M)	719290	25249710	3287	48810	6530	97375	1850	36715
	Tirur (M)	38918	1377105	1928	28775	11228	167025	130	2730
	Manjeri (M)	1083630	38269730	131716	1960480	296260	4460015	200	4120
	Ponnani (M)	19172	661820	4155	62185	30162	444390	0	0
	Perinthalmanna (M)	946619	33429690	2441	37040	4528	68990	0	0
	Kottakkal(M)	188949	6573690	3266	48420	8239	124630	0	0
	Nilambur(M)	213420	7545030	20551	313055	60050	878045	400	8175
	<b>Municipality Total</b>	<b>3209998</b>	<b>113106775</b>	<b>167344</b>	<b>2498565</b>	<b>416997</b>	<b>6240470</b>	<b>2580</b>	<b>51740</b>
	<b>District Total</b>	<b>70982035</b>	<b>2486710760</b>	<b>2788621</b>	<b>41836855</b>	<b>5740513</b>	<b>85891995</b>	<b>59019</b>	<b>1170905</b>

**Table-21(2) C**  
**Block wise Details of Marketed Crops (Local)**

District	Block	Gooseberry		Jackfruit		Orange		Mango	
		Qty (Kg)	Price	Qty (Nos)	Price	Qty (Kg)	Price	Qty (Kg)	Price
Idukki	Adimali	99815	1001105	5876860	58712415	17522	357080	16903288	253756575
	Devikulam	105450	1059130	2906650	29054450	52168	1040455	11224185	168451670
	Nedumkandam	73123	729355	5909890	59084710	23434	468075	8881763	133219995
	Elamdesom	17258	171625	1160190	11580710	600	11460	1588102	23883495
	Idukki	102964	1033760	2448690	24051940	5220	103550	3335125	49935910
	Kattappana	140927	1412230	2742920	27327735	32135	648375	5335481	80041755
	Thodupuzha	10190	100820	363310	3619380	400	7680	720260	10808870
	Azhutha	52360	521465	5859740	58627185	309920	6179655	14805555	222159385
	<b>Block Total</b>	<b>602087</b>	<b>6029490</b>	<b>27268250</b>	<b>272058525</b>	<b>441399</b>	<b>8816330</b>	<b>62793759</b>	<b>942257655</b>
	Thodupuzha(M)	3340	33170	123070	1224490	0	0	334831	5019050
<b>District Total</b>	<b>605427</b>	<b>6062660</b>	<b>27391320</b>	<b>273283015</b>	<b>441399</b>	<b>8816330</b>	<b>63128590</b>	<b>947276705</b>	
Malappuram	Nilambur	3620	37080	1044900	10429695	0	0	1478524	22187080
	Wandoor	8750	88480	978700	9764670	0	0	1890278	28362515
	Kalikav	180	1780	921570	9190420	0	0	1675700	25109680
	Perinthaimanna	720	7235	1729160	17257785	0	0	3206238	48083475
	Mankada	0	0	810080	8067485	0	0	1331490	19949055
	Malappuram	1430	13605	994670	9930095	0	0	1760949	26358735
	Arikkode	3590	37110	674730	6735270	0	0	2863598	42949700
	Kondotty	9080	87620	2569800	25648885	0	0	3634383	54512835
	Thirurangadi	0	0	729280	7288585	0	0	1529188	22923985
	Thanur	120	1175	414840	4139320	0	0	350605	5233840

	Tirur	0	0	108020	1076205	0	0	1220529	18283030
	Kuttippuram	540	5260	958410	9565015	0	0	1889872	28066015
	Vengara	440	4400	1257780	12540995	0	0	1643215	24656015
	Ponnani	4090	42295	343940	3428655	0	0	577174	8638835
	Perumpadappu	790	8355	154610	1542235	0	0	531680	7980815
	<b>Block Total</b>	<b>33350</b>	<b>334395</b>	<b>13690490</b>	<b>136605315</b>	<b>0</b>	<b>0</b>	<b>25563423</b>	<b>383295810</b>
	Malappuram (M)	0	0	33610	334650	0	0	150499	2249545
	Tirur (M)	0	0	16230	162270	0	0	64116	957735
	Manjeri (M)	0	0	164530	1641225	0	0	890320	13336370
	Ponnani (M)	0	0	18050	182500	0	0	110567	1662210
	Perinthalmanna (M)	0	0	24190	240390	0	0	187590	2804180
	Kottakkal(M)	0	0	41360	412875	0	0	68381	1022340
	Nilambur(M)	0	0	47360	472650	0	0	435600	6536215
	<b>Municipality Total</b>	<b>0</b>	<b>0</b>	<b>345330</b>	<b>3446560</b>	<b>0</b>	<b>0</b>	<b>1907073</b>	<b>28568595</b>
	<b>District Total</b>	<b>33350</b>	<b>334395</b>	<b>14035820</b>	<b>140051875</b>	<b>0</b>	<b>0</b>	<b>27470496</b>	<b>411864205</b>



**Table-21(2) C**  
**Block wise Details of Marketed Crops (Local)**

District	Block	Pappaya		Pineapple		Sapotta		Weest Indian Cherry	
		Qty (Kg)	Price	Qty (Kg)	Price	Qty (Kg)	Price	Qty (Kg)	Price
Idukki	Adimali	128547	512440	73092	2159200	43500	1299915	9082	1778120
	Devikulam	99012	395240	10780	323495	574890	17471925	2487	507060
	Nedumkandam	190188	756140	700	21875	5975	178725	3159	656105
	Elamdesom	167781	669725	982949	29241960	3610	110410	2099	411075
	Idukki	244855	978955	190732	6081275	75450	2262850	31715	6366180
	Kattappana	96443	387155	3685	110350	29230	877110	21775	4322640
	Thodupuzha	45735	182950	1880719	56201030	2780	82250	3680	763520
	Azhutha	1177030	4697265	613240	18503585	15600	474815	6080	1204400
	<b>Block Total</b>	<b>2149591</b>	<b>8579870</b>	<b>3755897</b>	<b>112642770</b>	<b>751035</b>	<b>22758000</b>	<b>80077</b>	<b>16009100</b>
	Thodupuzha(M)	4893	19520	394990	12022535	2832	89015	320	62520
<b>District Total</b>	<b>2154484</b>	<b>8599390</b>	<b>4150887</b>	<b>124665305</b>	<b>753867</b>	<b>22847015</b>	<b>80397</b>	<b>16071620</b>	
Malappuram	Nilambur	198076	788705	125736	3877280	4330	128945	0	0
	Wandoor	309186	1231830	76486	2286325	3350	95280	580	116000
	Kalikav	273819	1089495	201565	5933620	1090	34430	0	0
	Perinthalmanna	252751	1006090	664116	19846995	1020	31000	0	0
	Mankada	58678	234910	16310	494285	0	0	0	0
	Malappuram	187346	747125	30756	920295	820	23920	530	112360
	Arikkode	784368	3127050	80272	2392720	345	10450	440	86240
	Kondotty	228440	912530	13866	411690	260	7695	0	0
	Thirurangadi	193828	772140	8602	254820	150	4680	0	0
	Thanur	37224	149150	10547	311340	1648	48495	0	0

	Tirur	8503	33530	4045	121200	990	31775	0	0
	Kuttiapuram	133240	532590	11946	356150	4590	139650	580	106720
	Vengara	116243	465105	13968	421490	1410	41720	120	25440
	Ponnani	10919	43450	1610	44805	580	18440	0	0
	Perumpadappu	15347	61770	780	23580	410	12545	530	106000
	<b>Block Total</b>	<b>2807966</b>	<b>11195470</b>	<b>1260605</b>	<b>37696595</b>	<b>20993</b>	<b>629025</b>	<b>2780</b>	<b>552760</b>
	Malappuram (M)	8620	34355	0	0	100	3060	0	0
	Tirur (M)	3319	12955	0	0	0	0	0	0
	Manjeri (M)	224980	898305	700	21415	0	0	0	0
	Ponnani (M)	2419	9775	0	0	0	0	0	0
	Perinthalmanna (M)	3468	13705	1620	48485	0	0	0	0
	Kottakkal(M)	1207	4810	0	0	0	0	0	0
	Nilambur(M)	97320	389510	9050	276930	100	3210	0	0
	<b>Municipality Total</b>	<b>341333</b>	<b>1363415</b>	<b>11370</b>	<b>346830</b>	<b>200</b>	<b>6270</b>	<b>0</b>	<b>0</b>
	<b>District Total</b>	<b>3149299</b>	<b>12558885</b>	<b>1271975</b>	<b>38043425</b>	<b>21193</b>	<b>635295</b>	<b>2780</b>	<b>552760</b>

Table-21(2) C  
Block wise Details of Marketed Crops (Local)

District	Block	Cashewnut		Cocoa		Coconut		Passion fruit	
		Qty (Kg)	Price	Qty (Kg)	Price	Qty (Nos)	Price	Qty (Kg)	Price
Idukki	Adimali	1588522	95646430	35046270	350890435	17489830	91749000	348	1765
	Devikulam	111104	6844445	4345616	43442325	1729700	9116415	209931	1052380
	Nedumkandam	28115	1701030	380962	3790725	1662880	8745035	360	1740
	Elamdesom	13541	819770	354973	3537110	4521300	23722785	1284	6075
	Idukki	81151	4843335	3604341	35962450	5692790	30091470	11590	57185
	Kattappana	20195	1201265	1321023	13134840	2002910	10509780	640	3230
	Thodupuzha	9452	569735	145145	1446810	2715500	14291045	2880	14795
	Azhutha	121204	7282300	564399	5679960	3843840	20095240	230	1120
	<b>Block Total</b>	<b>1973284</b>	<b>118708310</b>	<b>45762729</b>	<b>457884655</b>	<b>39658750</b>	<b>208320770</b>	<b>227261</b>	<b>1138290</b>
	Thodupuzha(M)	348	20995	19275	192750	513920	2696890	0	0
<b>District Total</b>	<b>1973632</b>	<b>118729305</b>	<b>45782004</b>	<b>458077405</b>	<b>40172670</b>	<b>211017660</b>	<b>227261</b>	<b>1138290</b>	
Malappuram	Nilambur	58317	3542575	3821	37655	53449200	280216615	350	1835
	Wandoor	263262	15754460	1635	16565	36742830	192940945	550	2620
	Kalikav	26296	1583595	40097	395780	28354250	148767565	0	0
	Perinthalmanna	11144	681570	0	0	81294160	426705000	0	0
	Mankada	20827	1245865	0	0	43384010	227549495	110	550
	Malappuram	89401	5355720	0	0	50437540	265019835	0	0
	Arikkode	162528	9670540	118	1150	47372700	248811710	220	1100
	Kondotty	193028	11553085	0	0	55999650	293938695	0	0
Thirurangadi	36837	2218775	0	0	48774300	256057760	0	0	

Thanur	7970	471895	0	0	56668950	297292755	0	0
Tirur	3046	180610	0	0	42015680	220520210	3790	20085
Kuttiipuram	43974	2637215	0	0	72241470	379202150	110	510
Vengara	43679	2636000	0	0	46472090	243710410	110	530
Ponnani	1741	106255	0	0	17010310	89298910	0	0
Perumpadappu	749	44445	104	1065	31509210	165510675	0	0
<b>Block Total</b>	<b>962999</b>	<b>57682605</b>	<b>45773</b>	<b>452215</b>	<b>711726350</b>	<b>3735542730</b>	<b>5240</b>	<b>27230</b>
Malappuram (M)	3069	182835	0	0	7944420	41611270	0	0
Tirur (M)	275	16100	0	0	7950670	41710730	0	0
Manjeri (M)	0	0	0	0	12366910	64920440	0	0
Ponnani (M)	327	19400	0	0	13286960	69844460	0	0
Perinthalmanna (M)	7088	420140	0	0	4230820	22219410	0	0
Kottakkal(M)	3432	208685	0	0	6096600	42482900	0	0
Nilambur(M)	1070	64705	0	0	3523700	18525060	0	0
<b>Municipality Total</b>	<b>15261</b>	<b>911865</b>	<b>0</b>	<b>0</b>	<b>57400080</b>	<b>301314270</b>	<b>0</b>	<b>0</b>
<b>District Total</b>	<b>978260</b>	<b>58594470</b>	<b>45773</b>	<b>452215</b>	<b>769126430</b>	<b>4036857000</b>	<b>5240</b>	<b>27230</b>

Table-21(2) C  
Block wise Details of Marketed Crops (Local)

District	Block	Mulberry		Eggfruit		Rose apple		Strawberry	
		Qty (Kg)	Price	Qty (Kg)	Price	Qty (Kg)	Price	Qty (Kg)	Price
Idukki	Adimali	0	0	0	0	0	0	0	0
	Devikulam	0	0	60	860	0	0	9716	677705
	Nedumkandam	0	0	0	0	1	5	0	0
	Elamdesom	0	0	0	0	0	0	0	0
	Idukki	9	35	0	0	1250	28125	0	0
	Kattappana	0	0	0	0	30	900	0	0
	Thodupuzha	0	0	0	0	1000	39600	0	0
	Azhutha	0	0	135	1260	0	0	0	0
	<b>Block Total</b>	<b>9</b>	<b>35</b>	<b>195</b>	<b>2120</b>	<b>2281</b>	<b>68630</b>	<b>9716</b>	<b>677705</b>
	Thodupuzha(M)	0	0	12	970	0	0	0	0
	<b>District Total</b>	<b>9</b>	<b>35</b>	<b>207</b>	<b>3090</b>	<b>2281</b>	<b>68630</b>	<b>9716</b>	<b>677705</b>
Malappuram	Nilambur	0	0	0	0	0	0	0	0
	Wandoor	0	0	0	0	0	0	0	0
	Kalikav	0	0	0	0	0	0	0	0
	Perinthalmanna	0	0	0	0	0	0	0	0
	Mankada	0	0	0	0	0	0	0	0
	Malappuram	0	0	0	0	0	0	0	0
	Arikkode	0	0	0	0	0	0	0	0
	Kondotty	0	0	0	0	0	0	0	0
	Thirurangadi	0	0	0	0	0	0	0	0
Thanur	0	0	0	0	0	0	0	0	

Tirur	0	0	0	0	0	0	0	0	0
Kuttippuram	0	0	0	0	0	0	0	0	0
Vengara	0	0	0	0	0	0	0	0	0
Ponnani	0	0	0	0	0	0	0	0	0
Perumpadappu	0	0	0	0	0	0	0	0	0
<b>Block Total</b>	<b>0</b>	<b>0</b>	<b>0</b>	<b>0</b>	<b>0</b>	<b>0</b>	<b>0</b>	<b>0</b>	<b>0</b>
Malappuram (M)	0	0	0	0	0	0	0	0	0
Tirur (M)	0	0	0	0	0	0	0	0	0
Manjeri (M)	0	0	0	0	0	0	0	0	0
Ponnani (M)	0	0	0	0	0	0	0	0	0
Perinthalmanna (M)	0	0	0	0	0	0	0	0	0
Kottakkal(M)	0	0	0	0	0	0	0	0	0
Nilambur(M)	0	0	0	0	0	0	0	0	0
<b>Municipality Total</b>	<b>0</b>	<b>0</b>	<b>0</b>	<b>0</b>	<b>0</b>	<b>0</b>	<b>0</b>	<b>0</b>	<b>0</b>
<b>District Total</b>	<b>0</b>	<b>0</b>	<b>0</b>	<b>0</b>	<b>0</b>	<b>0</b>	<b>0</b>	<b>0</b>	<b>0</b>

**Table-21(2) C**  
**Block wise Details of Marketed Crops (Local)**

District	Block	Rambuttan		Pomegranate		Apple		Marathakkali		
		Qty (Kg)	Price	Qty (Kg)	Price	Qty (Kg)	Price	Qty (Kg)	Price	
Idukki	Adimali	0	0	0	0	0	0	0	0	
	Devikulam	0	0	3880	58165	21731	428460	18	260	
	Nedumkandam	0	0	0	0	0	0	0	0	
	Elamdesom	0	0	0	0	0	0	0	0	
	Idukki	0	0	0	0	0	0	0	0	
	Kattappana	0	0	0	0	0	0	0	0	
	Thodupuzha	23	1820	0	0	0	0	0	0	
	Azhutha	0	0	130	2085	0	0	0	0	
	<b>Block Total</b>		<b>23</b>	<b>1820</b>	<b>4010</b>	<b>60250</b>	<b>21731</b>	<b>428460</b>	<b>18</b>	<b>260</b>
	Thodupuzha(M)	0	0	0	0	0	0	0	0	
<b>District Total</b>		<b>23</b>	<b>1820</b>	<b>4010</b>	<b>60250</b>	<b>21731</b>	<b>428460</b>	<b>18</b>	<b>260</b>	
Malappuram	Nilambur	0	0	0	0	0	0	0	0	
	Wandoor	0	0	0	0	0	0	0	0	
	Kalikav	0	0	0	0	0	0	0	0	
	Perinthalmanna	0	0	0	0	0	0	0	0	
	Mankada	0	0	0	0	0	0	0	0	
	Malappuram	0	0	0	0	0	0	0	0	
	Arikkode	0	0	0	0	0	0	0	0	
	Kondotty	0	0	0	0	0	0	0	0	
	Thirurangadi	0	0	0	0	0	0	0	0	

Thanur	0	0	0	0	0	0	0	0	0
Tirur	0	0	0	0	0	0	0	0	0
Kuttippuram	0	0	0	0	0	0	0	0	0
Vengara	0	0	0	0	0	0	0	0	0
Ponnani	0	0	0	0	0	0	0	0	0
Perumpadappu	0	0	0	0	0	0	0	0	0
<b>Block Total</b>	<b>0</b>	<b>0</b>	<b>0</b>	<b>0</b>	<b>0</b>	<b>0</b>	<b>0</b>	<b>0</b>	<b>0</b>
Malappuram (M)	0	0	0	0	0	0	0	0	0
Tirur (M)	0	0	0	0	0	0	0	0	0
Manjeri (M)	0	0	0	0	0	0	0	0	0
Ponnani (M)	0	0	0	0	0	0	0	0	0
Perinthalmanna (M)	0	0	0	0	0	0	0	0	0
Kottakkal(M)	0	0	0	0	0	0	0	0	0
Nilambur(M)	0	0	0	0	0	0	0	0	0
<b>Municipality Total</b>	<b>0</b>	<b>0</b>	<b>0</b>	<b>0</b>	<b>0</b>	<b>0</b>	<b>0</b>	<b>0</b>	<b>0</b>
<b>District Total</b>	<b>0</b>	<b>0</b>	<b>0</b>	<b>0</b>	<b>0</b>	<b>0</b>	<b>0</b>	<b>0</b>	<b>0</b>



**Table-21(2) C**  
**Block wise Details of Marketed Crops (Local)**

District	Block	Plums		Lemon small		Other Fruits	
		Qty (Kg)	Price	Qty (Kg)	Price	Qty (Kg)	Price
Idukki	Adimali	0	0	14220	489310	0	0
	Devikulam	433602	8684830	9911	341785	114556	1697030
	Nedumkandam	0	0	24550	854250	0	0
	Elamdesom	0	0	1620	60095	0	0
	Idukki	0	0	0	0	0	0
	Kattappana	0	0	15870	552245	0	0
	Thodupuzha	0	0	2450	85360	0	0
	Azhutha	0	0	381380	13268975	0	0
	<b>Block Total</b>	<b>433602</b>	<b>8684830</b>	<b>450001</b>	<b>15852020</b>	<b>114556</b>	<b>1697030</b>
	Thodupuzha(M)	0	0	2000	70070	0	0
	<b>District Total</b>	<b>433602</b>	<b>8684830</b>	<b>452001</b>	<b>15722090</b>	<b>114556</b>	<b>1697030</b>
Malappuram	Nilambur	0	0	0	0	0	0
	Wandoor	0	0	0	0	0	0
	Kalikav	0	0	0	0	0	0
	Perinthalmanna	0	0	0	0	0	0
	Mankada	0	0	0	0	0	0
	Malappuram	0	0	0	0	0	0
	Arikkode	0	0	0	0	0	0
	Kondotty	0	0	0	0	0	0
	Thirurangadi	0	0	0	0	0	0
	Thanur	0	0	0	0	0	0

GCPT. 37/93/2016

Tirur	0	0	0	0	0	0
Kuttiapuram	0	0	0	0	0	0
Vengara	0	0	0	0	0	0
Ponnani	0	0	0	0	0	0
Perumpadappu	0	0	0	0	0	0
<b>Block Total</b>	<b>0</b>	<b>0</b>	<b>0</b>	<b>0</b>	<b>0</b>	<b>0</b>
Malappuram (M)	0	0	0	0	0	0
Tirur (M)	0	0	0	0	0	0
Manjeri (M)	0	0	0	0	0	0
Ponnani (M)	0	0	0	0	0	0
Perinthalmanna (M)	0	0	0	0	0	0
Kottakkal(M)	0	0	0	0	0	0
Nilambur(M)	0	0	0	0	0	0
<b>Municipality Total</b>	<b>0</b>	<b>0</b>	<b>0</b>	<b>0</b>	<b>0</b>	<b>0</b>
<b>District Total</b>	<b>0</b>	<b>0</b>	<b>0</b>	<b>0</b>	<b>0</b>	<b>0</b>

**Table-21(2) D**  
**Block wise Details of Marketed Crops (Local)**

District	Block	Eucaliptus		Kachura		Lemongrass		Khas-Khas		Chenganeerkizhangu	
		Qty (Kg)	Price	Qty (Kg)	Price	Qty (Kg)	Price	Qty (Kg)	Price	Qty (Kg)	Price
Idukki	Adimali	20	8590	1749	1770380	0	0	153	1495	10	1220
	Devikulam	0	0	169	168210	2326	1172805	14	140	0	0
	Nedumkandam	0	0	23	23680	0	0	28	285	0	0
	Elamdesom	0	0	737	744580	242	113580	127	1340	0	0
	Idukki	0	0	47	44360	97	50925	1428	14230	0	0
	Kattappana	0	0	257	258130	408	202650	446	4455	0	0
	Thodupuzha	0	0	894	896610	0	0	0	0	0	0
	Azhutha	0	0	230	243800	110	54450	105	1005	0	0
	<b>Block Total</b>	<b>20</b>	<b>8590</b>	<b>4106</b>	<b>4149750</b>	<b>3183</b>	<b>1594410</b>	<b>2301</b>	<b>22950</b>	<b>10</b>	<b>1220</b>
	Thodupuzha(M)	4	120	56	53200	0	0	0	0	0	0
<b>District Total</b>	<b>24</b>	<b>8710</b>	<b>4162</b>	<b>4202950</b>	<b>3183</b>	<b>1594410</b>	<b>2301</b>	<b>22950</b>	<b>10</b>	<b>1220</b>	
Malappuram	Nilambur	0	0	305	305750	0	0	0	0	0	0
	Wandoor	0	0	0	0	53	25660	0	0	0	0
	Kalikav	0	0	0	0	0	0	0	0	0	0
	Perinthalmanna	0	0	15	14550	27	12980	46110	447965	0	0
	Mankada	0	0	0	0	13	6240	0	0	0	0
	Malappuram	0	0	0	0	0	0	11	115	0	0
	Arikkode	0	0	607	637940	14	7035	0	0	0	0
	Kondotty	0	0	0	0	76	37810	0	0	0	0
	Thirurangadi	0	0	0	0	0	0	0	0	0	0
	Thanur	0	0	0	0	0	0	19	190	0	0
	Tirur	0	0	0	0	0	0	0	0	0	0
	Kuttippuram	0	0	0	0	0	0	139	1340	0	0
	Vengara	0	0	0	0	0	0	0	0	0	0
Ponnani	0	0	0	0	0	0	89	880	0	0	

Perumpadappu	0	0	0	0	0	0	0	844420	8499505	0	0
<b>Block Total</b>	<b>0</b>	<b>0</b>	<b>927</b>	<b>958240</b>	<b>183</b>	<b>89705</b>	<b>890788</b>	<b>890788</b>	<b>8949995</b>	<b>0</b>	<b>0</b>
Malappuram (M)	0	0	0	0	0	0	0	0	0	0	0
Tirur (M)	0	0	0	0	0	0	0	0	0	0	0
Manjeri (M)	0	0	0	0	0	0	0	0	0	0	0
Ponnani (M)	0	0	0	0	0	0	0	0	0	0	0
Perinthalmanna (M)	0	0	0	0	0	0	0	0	0	0	0
Kottakkal(M)	0	0	0	0	0	0	0	0	0	0	0
Nilambur(M)	0	0	290	281300	0	0	0	0	0	0	0
<b>Municipality Total</b>	<b>0</b>	<b>0</b>	<b>290</b>	<b>281300</b>	<b>0</b>	<b>0</b>	<b>0</b>	<b>0</b>	<b>0</b>	<b>0</b>	<b>0</b>
<b>District Total</b>	<b>0</b>	<b>0</b>	<b>1217</b>	<b>1239540</b>	<b>183</b>	<b>89705</b>	<b>890788</b>	<b>890788</b>	<b>8949995</b>	<b>0</b>	<b>0</b>

**Table-21(2) D**  
**Block wise Details of Marketed Crops (Local)**

District	Block	Kashuripasupar		Sweetflag		Malabarnut		Indianaloe		Chiretta plant	
		Qty (Kg)	Price	Qty (Kg)	Price	Qty (Kg)	Price	Qty (Kg)	Price	Qty (Kg)	Price
Idukki	Adimali	4509	272425	166	49330	10	1835	60	105	0	0
	Devikulam	120	7630	12	3420	0	0	0	0	0	0
	Nedumkandam	1850	108460	0	0	0	0	0	0	0	0
	Elamdesom	552	32195	0	0	0	0	0	0	0	0
	Idukki	1953	121355	2666	792785	2	5	0	0	0	0
	Kattappana	6457	384500	1860	555600	0	0	0	0	264	149065
	Thodupuzha	159	8815	0	0	0	0	0	0	0	0
	Azhutha	0	0	31	9225	0	0	0	0	0	0
	<b>Block Total</b>	<b>15600</b>	<b>935380</b>	<b>4735</b>	<b>1410360</b>	<b>12</b>	<b>1840</b>	<b>60</b>	<b>105</b>	<b>264</b>	<b>149065</b>
	Thodupuzha(M)	0	0	0	0	0	0	0	0	0	0
<b>District Total</b>	<b>15600</b>	<b>935380</b>	<b>4735</b>	<b>1410360</b>	<b>12</b>	<b>1840</b>	<b>60</b>	<b>105</b>	<b>264</b>	<b>149065</b>	
Malappuram	Nilambur	664	39985	58	16005	0	0	0	0	0	0
	Wandoor	0	0	19	6040	0	0	0	0	0	0
	Kalikav	162	9820	0	0	0	0	0	0	0	0
	Perinthalmanna	3593	202880	58	16180	0	0	0	0	0	0
	Mankada	112	6605	0	0	0	0	0	0	0	0
	Malappuram	11	645	11	3200	0	0	0	0	0	0
	Arikkode	249	15530	0	0	0	0	0	0	0	0
	Kondotty	49	3090	0	0	0	0	0	0	0	0
	Thirurangadi	7232	431625	0	0	0	0	0	0	0	0
	Thanur	137	7840	0	0	0	0	0	0	0	0
	Tirur	37	2130	0	0	0	0	0	0	0	0
	Kuttippuram	8274	477375	0	0	0	0	0	0	0	0
	Vengara	3773	230280	0	0	0	0	0	0	0	0
Ponnani	0	0	0	0	0	0	0	0	0	0	

	Perumpadappu	264	15865	0	0	0	0	0	0	0	0
	<b>Block Total</b>	<b>24557</b>	<b>1443670</b>	<b>146</b>	<b>41425</b>	<b>0</b>	<b>0</b>	<b>0</b>	<b>0</b>	<b>0</b>	<b>0</b>
	Malappuram (M)	3	170	0	0	0	0	0	0	0	0
	Tirur (M)	0	0	0	0	0	0	0	0	0	0
	Manjeri (M)	0	0	0	0	0	0	0	0	0	0
	Ponnani (M)	0	0	39	11700	0	0	0	0	0	0
	Perinthalmanna (M)	82	4885	0	0	0	0	0	0	0	0
	Kottakkal(M)	19	1150	0	0	0	0	0	0	0	0
	Nilambur(M)	0	0	0	0	0	0	0	0	0	0
	<b>Municipality Total</b>	<b>104</b>	<b>6205</b>	<b>39</b>	<b>11700</b>	<b>0</b>	<b>0</b>	<b>0</b>	<b>0</b>	<b>0</b>	<b>0</b>
	<b>District Total</b>	<b>24661</b>	<b>1449875</b>	<b>185</b>	<b>53125</b>	<b>0</b>	<b>0</b>	<b>0</b>	<b>0</b>	<b>0</b>	<b>0</b>

**Table-21(2) D**  
**Block wise Details of Marketed Crops (Local)**

District	Block	Cowitch		Hollbaell		Moovila		Badinjan		Forest snake gourd	
		Qty (Kg)	Price	Qty (Kg)	Price	Qty (Kg)	Price	Qty (Kg)	Price	Qty (Kg)	Price
Idukki	Adimali	10	1110	24	125	1	5	40	1755	0	0
	Devikulam	0	0	0	0	0	0	0	0	0	0
	Nedumkandam	0	0	0	0	0	0	0	0	0	0
	Elamdesom	0	0	0	0	0	0	0	0	0	0
	Idukki	0	0	0	0	0	0	0	0	0	0
	Kattappana	0	0	0	0	0	0	0	0	0	0
	Thodupuzha	0	0	0	0	0	0	0	0	0	0
	Azhutha	0	0	0	0	0	0	0	0	0	0
	<b>Block Total</b>	<b>10</b>	<b>1110</b>	<b>24</b>	<b>125</b>	<b>1</b>	<b>5</b>	<b>40</b>	<b>1755</b>	<b>0</b>	<b>0</b>
	Thodupuzha(M)	0	0	0	0	0	0	0	0	0	0
	<b>District Total</b>	<b>10</b>	<b>1110</b>	<b>24</b>	<b>125</b>	<b>1</b>	<b>5</b>	<b>40</b>	<b>1755</b>	<b>0</b>	<b>0</b>
Malappuram	Nilambur	0	0	0	0	0	0	0	0	0	0
	Wandoor	0	0	0	0	0	0	0	0	0	0
	Kalikav	0	0	0	0	0	0	0	0	0	0
	Perinthalmanna	0	0	0	0	0	0	0	0	0	0
	Mankada	0	0	0	0	0	0	0	0	0	0
	Malappuram	0	0	0	0	0	0	0	0	0	0
	Arikkode	0	0	0	0	0	0	0	0	0	0
	Kondotty	0	0	0	0	0	0	0	0	0	0
	Thirurangadi	0	0	0	0	0	0	0	0	0	0
	Thanur	0	0	0	0	0	0	0	0	0	0
	Tirur	0	0	0	0	0	0	0	0	0	0
	Kuttippuram	0	0	0	0	0	0	0	0	0	0
	Vengara	0	0	0	0	0	0	0	0	0	0
Ponnani	0	0	0	0	0	0	0	0	0	0	

Perumpadappu	0	0	0	0	0	0	0	0	0	0	0
<b>Block Total</b>	<b>0</b>	<b>0</b>	<b>0</b>	<b>0</b>	<b>0</b>	<b>0</b>	<b>0</b>	<b>0</b>	<b>0</b>	<b>0</b>	<b>0</b>
Malappuram (M)	0	0	0	0	0	0	0	0	0	0	0
Tirur (M)	0	0	0	0	0	0	0	0	0	0	0
Manjeri (M)	0	0	0	0	0	0	0	0	0	0	0
Ponnani (M)	0	0	0	0	0	0	0	0	0	0	0
Perinthalmanna (M)	0	0	0	0	0	0	0	0	0	0	0
Kottakkal(M)	0	0	0	0	0	0	0	0	0	0	0
Nilambur(M)	0	0	0	0	0	0	0	0	0	0	0
<b>Municipality Total</b>	<b>0</b>	<b>0</b>	<b>0</b>	<b>0</b>	<b>0</b>	<b>0</b>	<b>0</b>	<b>0</b>	<b>0</b>	<b>0</b>	<b>0</b>
<b>District Total</b>	<b>0</b>	<b>0</b>	<b>0</b>	<b>0</b>	<b>0</b>	<b>0</b>	<b>0</b>	<b>0</b>	<b>0</b>	<b>0</b>	<b>0</b>



**Table-21(2) E**  
**Block wise Details of Marketed Crops (Local)**

District	Block	Aracanut		Betelleaf		Cinamon		Clove	
		Qty (Kg)	Price	Qty (Kg)	Price	Qty (Kg)	Price	Qty (Kg)	Price
Idukki	Adimali	4465114	178826170	2724	321325	692	208730	105011	73456335
	Devikulam	1525389	61245320	274	33995	0	0	1437	1011930
	Nedumkandam	881693	35200770	2096	257815	1968	583910	105760	74150230
	Elamdesom	442893	17661715	1090	131040	750	212850	21676	15437875
	Idukki	778546	31094245	17864	2104105	4397	1290245	162045	112507885
	Kattappana	284802	11406485	7328	873995	3816	1147335	241103	168283625
	Thodupuzha	272825	10971220	95	11305	1209	375610	1410	965485
	Azhutha	1233028	48842920	1033	124680	222	68840	319275	218711645
	<b>Block Total</b>	<b>9884090</b>	<b>395248845</b>	<b>32504</b>	<b>3858260</b>	<b>13054</b>	<b>3887520</b>	<b>957717</b>	<b>664524810</b>
	Thodupuzha(M)	40040	1592905	0	0	93	25665	892	622960
<b>District Total</b>	<b>9924130</b>	<b>396641750</b>	<b>32504</b>	<b>3858260</b>	<b>13147</b>	<b>3913185</b>	<b>958609</b>	<b>665147770</b>	
Malappuram	Nilambur	902781	36104465	425	52790	78	22155	26	18315
	Wandoor	1560836	62387150	159	19020	973	298260	0	0
	Kalikav	3967698	158648065	47	5490	1400	399000	0	0
	Perinthalmanna	2463617	98346940	117	13810	19	5700	0	0
	Mankada	2217408	88254785	204	24135	0	0	0	0
	Malappuram	1525328	60963185	382	45325	106	34340	89	64165
	Arikkode	2075942	82921795	926	113655	160	48960	46	31815
	Kondotty	1721947	68982765	518	61295	32	10270	0	0
	Thirurangadi	566743	22724875	449	54880	0	0	0	0
	Thanur	773310	30918485	1916	231225	0	0	28	18335
<i>Tirur</i>	170129	6777955	301	36745	0	0	19	13300	
Kuttippuram	1638129	65554310	3426	411625	0	0	0	0	

CCPT. 37/93/2016

	Vengara	773104	30947220	234	27175	180	56160	30	19530
	Ponnani	505164	20189660	0	0	230	69000	34	22130
	Perumpadappu	425784	17050870	0	0	17	5250	0	0
	<b>Block Total</b>	<b>21287920</b>	<b>850772525</b>	<b>9104</b>	<b>1097170</b>	<b>3195</b>	<b>949095</b>	<b>272</b>	<b>187590</b>
	Malappuram (M)	178308	7124755	0	0	0	0	0	0
	Tirur (M)	35660	1427455	0	0	0	0	0	0
	Manjeri (M)	725939	29041990	0	0	0	0	0	0
	Ponnani (M)	32543	1292260	0	0	11	3165	0	0
	Perinthalmanna (M)	69943	2799430	0	0	0	0	0	0
	Kottakkal(M)	151637	6088500	964	115215	0	0	0	0
	Nilambur(M)	68307	2741725	0	0	13	4130	0	0
	<b>Municipality Total</b>	<b>1262335</b>	<b>50516115</b>	<b>964</b>	<b>115215</b>	<b>24</b>	<b>7295</b>	<b>0</b>	<b>0</b>
	<b>District Total</b>	<b>22550255</b>	<b>901288640</b>	<b>10068</b>	<b>1212385</b>	<b>3219</b>	<b>956390</b>	<b>272</b>	<b>187590</b>

**Table-21(2) E**  
**Block wise Details of Marketed Crops (Local)**

District	Block	Vanila		Ginger		Mango ginger		Nutmeg	
		Qty (Kg)	Price	Qty (Kg)	Price	Qty (Kg)	Price	Qty (Kg)	Price
Idukki	Adimali	17471	871715	1036456	57283820	5389	54050	4243815	1281154900
	Devikulam	251	12415	206518	11397695	820	8245	748129	226923105
	Nedumkandam	3950	194190	387170	21278985	2256	22215	90199	28726125
	Elamdesom	1258	64335	60418	3321130	664	6530	110445	33280775
	Idukki	6037	300695	489251	26886110	6329	62705	153726	46016435
	Kattappana	3593	179160	496824	27270525	1816	17965	62637	18988850
	Thodupuzha	475	24020	33746	1853290	605	5890	85268	25577160
	Azhutha	18835	950465	1396821	77386100	682	6685	207056	62408095
	<b>Block Total</b>	<b>51870</b>	<b>2596995</b>	<b>4107204</b>	<b>226677655</b>	<b>18561</b>	<b>184285</b>	<b>5701275</b>	<b>1723075445</b>
	Thodupuzha(M)	0	0	1082	59565	33	335	14866	4461770
<b>District Total</b>	<b>51870</b>	<b>2596995</b>	<b>4108286</b>	<b>226737220</b>	<b>18594</b>	<b>184620</b>	<b>5716141</b>	<b>1727537215</b>	
Malappuram	Nilambur	120	6000	24266	1326265	2942	29240	7697	2229120
	Wandoor	0	0	11678	638985	4840	47390	6920	2077925
	Kalikav	73	3830	40564	2226620	1174	11800	10571	3145940
	Perinthalmanna	187	9655	68276	3755945	2451	23490	3569	1049535
	Mankada	11	570	12431	685720	153	1570	345	104140
	Malappuram	67	3550	19207	1054545	28	290	244	72805
	Arikkode	0	0	27129	1484810	11093	111695	4087	1221420
	Kondotty	0	0	16263	891335	2089	21990	312	92125
	Thirurangadi	0	0	3844	210315	1313	13105	7290	2194500
	Thanur	0	0	1993	108950	3470	36255	5882	1758095
Tirur	0	0	973	53095	1195	12660	4365	1322605	

	Kuttiapuram	0	0	22718	1235245	380	3620	15147	4572030
	Vengara	0	0	5723	318030	423	4225	4367	1310750
	Ponnani	0	0	912	50450	186	1845	240	71395
	Perumpadappu	0	0	301	16585	364	3570	396	117395
	<b>Block Total</b>	<b>458</b>	<b>23605</b>	<b>256278</b>	<b>14056895</b>	<b>32101</b>	<b>322745</b>	<b>71432</b>	<b>21339780</b>
	Malappuram (M)	0	0	2616	143440	0	0	235	68765
	Tirur (M)	0	0	455	24955	19	195	60	18125
	Manjeri (M)	0	0	1738	96675	30	280	15	4155
	Ponnani (M)	0	0	72	3925	0	0	23	6920
	Perinthalmanna (M)	0	0	5085	280625	531	5130	18	5395
	Kottakkal(M)	0	0	839	34040	0	0	13	3640
	Nilambur(M)	0	0	1118	62005	0	0	149	44775
	<b>Municipality Total</b>	<b>0</b>	<b>0</b>	<b>11723</b>	<b>645665</b>	<b>580</b>	<b>5605</b>	<b>513</b>	<b>151775</b>
	<b>District Total</b>	<b>458</b>	<b>23605</b>	<b>268001</b>	<b>14702560</b>	<b>32681</b>	<b>328350</b>	<b>71945</b>	<b>21491555</b>

**Table-21(2) E**  
**Block wise Details of Marketed Crops (Local)**

District	Block	Pepper		Turmeric		Tamarind		Cardamom	
		Qty (Kg)	Price	Qty (Kg)	Price	Qty (Kg)	Price	Qty (Kg)	Price
Idukki	Adimali	31541322	6323666240	276624	8334505	225584	4479505	1878232	945855020
	Devikulam	10943381	2194960530	32132	969955	16605	335455	6062906	3031746260
	Nedumkandam	6304170	1257405400	67690	2031130	42694	855230	9944116	5012609005
	Elamdesom	51938	10401795	67017	2016690	52028	1039305	20824	10409975
	Idukki	1035703	212913660	80737	2415890	64898	1296370	987253	493129455
	Kattappana	4900697	979212795	113981	3424580	152902	2920975	5140088	2578364665
	Thodupuzha	27287	5472135	56217	1697450	25894	514505	1910	972800
	Azhutha	11867863	2372197220	367968	11020615	184086	3705665	5655365	2826624815
	<b>Block Total</b>	<b>66672361</b>	<b>13356229775</b>	<b>1062366</b>	<b>31910815</b>	<b>764691</b>	<b>15147010</b>	<b>29690694</b>	<b>14899711995</b>
	Thodupuzha(M)	6064	1244965	2203	65595	6014	118795	0	0
<b>District Total</b>	<b>66678425</b>	<b>13357474740</b>	<b>1064569</b>	<b>31976410</b>	<b>770705</b>	<b>15265805</b>	<b>29690694</b>	<b>14899711995</b>	
Malappuram	Nilambur	20463	4089645	86749	2618500	35978	719735	0	0
	Wandoor	21966	4374910	241117	7220870	30245	600610	0	0
	Kalikav	28608	5706410	207042	6212665	50395	998450	0	0
	Perinthalmanna	53332	10656330	203002	6082635	283182	5666710	0	0
	Mankada	40014	8010740	66024	1976565	215264	4307665	0	0
	Malappuram	19212	3840375	151835	4560290	63695	1272245	0	0
	Arikkode	10909	2177385	300378	9006545	38331	762685	0	0
	Kondotty	16885	3368270	76781	2289425	15541	310060	0	0
	Thirurangadi	7880	1581345	73445	2207665	21627	431060	0	0
	Thanur	16813	3385490	17629	530730	16013	320700	0	0
	Tirur	14200	2846115	1430	42375	44579	886995	0	0
Kuttippuram	61685	12301250	45394	1360140	116261	2325370	0	0	

T. 37/93/2016

	Vengara	6307	1261890	19724	589670	17248	343675	0	0
	Ponnani	17671	3521815	1851	55060	23047	458110	0	0
	Perumpadappu	2111	420755	995	29295	14191	283540	0	0
	<b>Block Total</b>	<b>338056</b>	<b>67542725</b>	<b>1493396</b>	<b>44782430</b>	<b>985597</b>	<b>19687610</b>	<b>0</b>	<b>0</b>
	Malappuram (M)	268	53760	5072	151570	4764	94835	0	0
	Tirur (M)	244	48565	1398	42000	6064	120150	0	0
	Manjeri (M)	2461	492495	61625	1838710	11073	218935	0	0
	Ponnani (M)	147	29520	217	6375	6060	119965	0	0
	Perinthalmanna (M)	10417	2069940	20866	624655	21611	431930	0	0
	Kottakkal(M)	430	86035	25405	758470	3844	76040	0	0
	Nilambur(M)	1081	213905	15922	483295	4049	80910	0	0
	<b>Municipality Total</b>	<b>15048</b>	<b>2994220</b>	<b>130505</b>	<b>3905075</b>	<b>57465</b>	<b>1142765</b>	<b>0</b>	<b>0</b>
	<b>District Total</b>	<b>353104</b>	<b>70536945</b>	<b>1623901</b>	<b>48687505</b>	<b>1043062</b>	<b>20830375</b>	<b>0</b>	<b>0</b>

**Table-21(2) E**  
**Block wise Details of Marketed Crops (Local)**

District	Block	Sarvasugandhi		Garlic		Coriander	
		Qty (Kg)	Price	Qty (Kg)	Price	Qty (Kg)	Price
Idukki	Adimali	315	218540	0	0	0	0
	Devikulam	25	17150	99316	6914295	480	4705
	Nedumkandam	305	205940	544	39375	0	0
	Elamdesom	776	515665	0	0	0	0
	Idukki	620	425040	0	0	0	0
	Kattappana	412	290020	95	6950	5	45
	Thodupuzha	96	68260	0	0	0	0
	Azhutha	276	201850	0	0	0	0
	<b>Block Total</b>	<b>2825</b>	<b>1942465</b>	<b>99955</b>	<b>6960620</b>	<b>485</b>	<b>4750</b>
	Thodupuzha(M)	37	25900	0	0	0	0
	<b>District Total</b>	<b>2862</b>	<b>1968365</b>	<b>99955</b>	<b>6960620</b>	<b>485</b>	<b>4750</b>
Malappuram	Nilambur	0	0	0	0	0	0
	Wandoor	0	0	0	0	0	0
	Kalikav	0	0	0	0	0	0
	Perinthalmanna	0	0	0	0	0	0
	Mankada	0	0	0	0	0	0
	Malappuram	0	0	0	0	0	0
	Arikkode	17	11065	0	0	0	0
	Kondotty	77	55395	0	0	0	0
	Thirurangadi	0	0	0	0	0	0
	Thanur	11	7850	0	0	0	0

	Tirur	0	0	0	0	0	0
	Kuttippuram	0	0	0	0	0	0
	Vengara	0	0	0	0	0	0
	Ponnani	0	0	0	0	0	0
	Perumpadappu	88	62140	0	0	0	0
	<b>Block Total</b>	<b>193</b>	<b>136450</b>	<b>0</b>	<b>0</b>	<b>0</b>	<b>0</b>
	Malappuram (M)	0	0	0	0	0	0
	Tirur (M)	0	0	0	0	0	0
	Manjeri (M)	0	0	0	0	0	0
	Ponnani (M)	0	0	0	0	0	0
	Perinthalmanna (M)	0	0	0	0	0	0
	Kottakkal(M)	0	0	0	0	0	0
	Nilambur(M)	0	0	0	0	0	0
	<b>Municipality Total</b>	<b>0</b>	<b>0</b>	<b>0</b>	<b>0</b>	<b>0</b>	<b>0</b>
	<b>District Total</b>	<b>193</b>	<b>136450</b>	<b>0</b>	<b>0</b>	<b>0</b>	<b>0</b>



**Table-21(2) F**  
**Block wise Details of Marketed Crops (Local)**

District	Block	Tea		Coffee		Rubber		Grantees		Other Plantation Crops	
		Qty (Kg)	Price	Qty (Kg)	Price	Qty (Kg)	Price	Qty (Kg)	Price	Qty (Kg)	Price
Idukki	Adimali	855125	8689065	1467151	117473050	254585	38189295	80	5050	0	0
	Devikulam	14466	144085	819254	65630995	26375	3950790	0	0	196700	5581810
	Nedumkandam	13440	125115	2685763	214827435	310	45075	0	0	0	0
	Elamdesom	26611	267905	220693	18279415	3489367	523755935	350	68105	0	0
	Idukki	3337957	33545375	1619344	129886010	1347595	201638335	0	0	0	0
	Kattappana	3963921	39077880	5801421	462263290	74766	11200210	4	2735	0	0
	Thodupuzha	50	480	27800	2213000	2650385	397210900	0	0	0	0
	Azhutha	36383485	364413095	23371227	1868564380	2267972	340833635	0	0	0	0
	<b>Block Total</b>	<b>44595055</b>	<b>446263000</b>	<b>36012653</b>	<b>2879137575</b>	<b>10111355</b>	<b>1516824175</b>	<b>434</b>	<b>75890</b>	<b>196700</b>	<b>5581810</b>
	Thodupuzha(M)	13010	128500	4355	355820	394246	59014220	0	0	0	0
<b>District Total</b>	<b>44608065</b>	<b>446391500</b>	<b>36017008</b>	<b>2879493395</b>	<b>10505601</b>	<b>1575838395</b>	<b>434</b>	<b>75890</b>	<b>196700</b>	<b>5581810</b>	
Malappuram	Nilambur	0	0	33490	2527450	26842307	4027757435	0	0	0	0
	Wandoor	0	0	26600	2125150	30281239	4531448795	0	0	0	0
	Kalikav	0	0	15830	1276045	25117397	3773989015	0	0	0	0
	Perinthalmanna	0	0	7720	609050	9773078	1463461805	0	0	0	0
	Mankada	0	0	0	0	4856370	729015855	0	0	0	0
	Malappuram	0	0	0	0	4569820	684147060	0	0	0	0
	Arikkode	0	0	6850	553025	12201252	1822010365	0	0	0	0
	Kondotty	0	0	270	21600	1055002	160492430	0	0	0	0
	Thirurangadi	0	0	0	0	100290	15375945	0	0	0	0

	Thanur	0	0	0	0	35920	5284845	0	0	0	0
	Tirur	0	0	0	0	44320	6715500	0	0	0	0
	Kuttippuram	0	0	0	0	539060	78441195	0	0	0	0
	Vengara	0	0	0	0	342600	50434725	0	0	0	0
	Ponnani	0	0	0	0	660	98010	0	0	0	0
	Perumpadappu	0	0	0	0	0	0	0	0	0	0
	<b>Block Total</b>	<b>0</b>	<b>0</b>	<b>90760</b>	<b>7112320</b>	<b>115759315</b>	<b>17348672980</b>	<b>0</b>	<b>0</b>	<b>0</b>	<b>0</b>
	Malappuram (M)	0	0	0	0	19118	2827590	0	0	0	0
	Tirur (M)	0	0	0	0	8790	1331685	0	0	0	0
	Manjeri (M)	0	0	0	0	1196170	179249415	0	0	0	0
	Ponnani (M)	0	0	0	0	0	0	0	0	0	0
	Perinthalmanna (M)	0	0	0	0	707620	105498330	0	0	0	0
	Kottakkal(M)	0	0	0	0	241480	35157900	0	0	0	0
	Nilambur(M)	0	0	530	40280	3657870	557812125	0	0	0	0
	<b>Municipality Total</b>	<b>0</b>	<b>0</b>	<b>530</b>	<b>40280</b>	<b>5831048</b>	<b>881877045</b>	<b>0</b>	<b>0</b>	<b>0</b>	<b>0</b>
	<b>District Total</b>	<b>0</b>	<b>0</b>	<b>91290</b>	<b>7152600</b>	<b>121590363</b>	<b>18230550025</b>	<b>0</b>	<b>0</b>	<b>0</b>	<b>0</b>

**Table-22(2) A**  
**Block wise Details of Marketed Crops (Export)**

District	Block	Amaranthus		Ladiesfinger		Chinese Potato		Bittergourd		Snakegourd	
		Qty (Kg)	Price	Qty (Kg)	Price	Qty (Kg)	Price	Qty (Kg)	Price	Qty (Kg)	Price
Idukki	Adimali	0	0	0	0	1020	31965	0	0	0	0
	Devikulam	1953	19090	0	0	1020	30090	0	0	0	0
	Nedumkandam	0	0	0	0	0	0	0	0	0	0
	Elamdesom	0	0	0	0	0	0	0	0	0	0
	Idukki	0	0	0	0	0	0	0	0	0	0
	Kattappana	0	0	0	0	0	0	0	0	0	0
	Thodupuzha	49	515	0	0	0	0	0	0	0	0
	Azhutha	0	0	0	0	0	0	0	0	0	0
	<b>Block Total</b>	<b>2002</b>	<b>19605</b>	<b>0</b>	<b>0</b>	<b>2040</b>	<b>62055</b>	<b>0</b>	<b>0</b>	<b>0</b>	<b>0</b>
	Thodupuzha(M)	0	0	0	0	0	0	0	0	0	0
<b>District Total</b>	<b>2002</b>	<b>19605</b>	<b>0</b>	<b>0</b>	<b>2040</b>	<b>62055</b>	<b>0</b>	<b>0</b>	<b>0</b>	<b>0</b>	
Malappuram	Nilambur	0	0	0	0	0	0	0	0	0	0
	Wandoor	0	0	0	0	0	0	0	0	0	0
	Kalikav	0	0	0	0	0	0	0	0	0	0
	Perinthalmanna	0	0	0	0	0	0	0	0	0	0
	Mankada	0	0	0	0	0	0	0	0	0	0
	Malappuram	0	0	0	0	0	0	0	0	0	0
	Arikkode	0	0	0	0	0	0	0	0	0	0
	Kondotty	0	0	0	0	0	0	0	0	0	0
	Thirurangadi	0	0	0	0	0	0	0	0	0	0
	Thanur	0	0	0	0	0	0	0	0	0	0
	Tirur	0	0	0	0	0	0	0	0	0	0
	Kuttippuram	0	0	0	0	0	0	0	0	0	0
	Vengara	0	0	0	0	0	0	0	0	0	0
	Ponnani	0	0	0	0	0	0	0	0	0	0
	Perumpadappu	0	0	0	0	0	0	0	0	0	0
	<b>Block Total</b>	<b>0</b>	<b>0</b>	<b>0</b>	<b>0</b>	<b>0</b>	<b>0</b>	<b>0</b>	<b>0</b>	<b>0</b>	<b>0</b>
	Malappuram (M)	0	0	0	0	0	0	0	0	0	0

	Tirur (M)	0	0	0	0	0	0	0	0	0	0
	Manjeri (M)	0	0	0	0	0	0	0	0	0	0
	Ponnani (M)	0	0	0	0	0	0	0	0	0	0
	Perinthalmanna (M)	0	0	0	0	0	0	0	0	0	0
	Kottakkal(M)	0	0	0	0	0	0	0	0	0	0
	Nilambur(M)	0	0	0	0	0	0	0	0	0	0
	<b>Municipality Total</b>	<b>0</b>	<b>0</b>	<b>0</b>	<b>0</b>	<b>0</b>	<b>0</b>	<b>0</b>	<b>0</b>	<b>0</b>	<b>0</b>
	<b>District Total</b>	<b>0</b>	<b>0</b>	<b>0</b>	<b>0</b>	<b>0</b>	<b>0</b>	<b>0</b>	<b>0</b>	<b>0</b>	<b>0</b>

Table-22(2) A  
Block wise Details of Marketed Crops (Export)

District	Block	Cucumber		Bottlegourd		Pumpkin		Ashgourd		Brinjal	
		Qty (Kg)	Price	Qty (Kg)	Price	Qty (Kg)	Price	Qty (Kg)	Price	Qty (Kg)	Price
Idukki	Adimali	0	0	0	0	0	0	0	0	0	0
	Devikulam	0	0	0	0	0	0	0	0	0	0
	Nedumkandam	0	0	0	0	0	0	0	0	0	0
	Elamdesom	0	0	0	0	0	0	0	0	0	0
	Idukki	0	0	0	0	0	0	0	0	0	0
	Kattappana	0	0	0	0	24	300	0	0	0	0
	Thodupuzha	0	0	0	0	0	0	0	0	0	0
	Azhutha	0	0	0	0	0	0	0	0	0	0
	<b>Block Total</b>	<b>0</b>	<b>0</b>	<b>0</b>	<b>0</b>	<b>24</b>	<b>300</b>	<b>0</b>	<b>0</b>	<b>0</b>	<b>0</b>
	Thodupuzha(M)	0	0	0	0	0	0	0	0	0	0
<b>District Total</b>	<b>0</b>	<b>0</b>	<b>0</b>	<b>0</b>	<b>24</b>	<b>300</b>	<b>0</b>	<b>0</b>	<b>0</b>	<b>0</b>	
Malappuram	Nilambur	0	0	0	0	0	0	0	0	0	0
	Wandoor	0	0	0	0	0	0	0	0	0	0
	Kalikav	0	0	0	0	0	0	0	0	0	0
	Perinthalmanna	0	0	0	0	0	0	0	0	0	0
	Mankada	0	0	0	0	0	0	0	0	0	0
	Malappuram	0	0	0	0	0	0	0	0	0	0

Arikkode	0	0	0	0	0	0	0	0	0	0	0
Kondotty	0	0	0	0	0	0	0	0	0	0	0
Thirurangadi	0	0	0	0	0	0	0	0	0	0	0
Thanur	0	0	0	0	0	0	0	0	0	0	0
Tirur	0	0	0	0	0	0	0	0	0	0	0
Kuttippuram	0	0	0	0	0	0	0	0	0	0	0
Vengara	0	0	0	0	0	0	0	0	0	0	0
Ponnani	0	0	0	0	0	0	0	0	0	0	0
Perumpadappu	0	0	0	0	0	0	0	0	0	0	0
<b>Block Total</b>	<b>0</b>	<b>0</b>	<b>0</b>	<b>0</b>	<b>0</b>	<b>0</b>	<b>0</b>	<b>0</b>	<b>0</b>	<b>0</b>	<b>0</b>
Matappuram (M)	0	0	0	0	0	0	0	0	0	0	0
Tirur (M)	0	0	0	0	0	0	0	0	0	0	0
Manjeri (M)	0	0	0	0	0	0	0	0	0	0	0
Ponnani (M)	0	0	0	0	0	0	0	0	0	0	0
Perinthalmanna (M)	0	0	0	0	0	0	0	0	0	0	0
Kottakkal(M)	0	0	0	0	0	0	0	0	0	0	0
Nilambur(M)	0	0	0	0	0	0	0	0	0	0	0
<b>Municipality Total</b>	<b>0</b>	<b>0</b>	<b>0</b>	<b>0</b>	<b>0</b>	<b>0</b>	<b>0</b>	<b>0</b>	<b>0</b>	<b>0</b>	<b>0</b>
<b>District Total</b>	<b>0</b>	<b>0</b>	<b>0</b>	<b>0</b>	<b>0</b>	<b>0</b>	<b>0</b>	<b>0</b>	<b>0</b>	<b>0</b>	<b>0</b>

Table-22(2) A  
Block wise Details of Marketed Crops (Export)

District	Block	Green Chilly		Tomato		Cabbage		Cauliflower		Carrot	
		Qty (Kg)	Price	Qty (Kg)	Price	Qty (Kg)	Price	Qty (Kg)	Price	Qty (Kg)	Price
Idukki	Adimali	0	0	0	0	0	0	0	0	0	0
	Devikulam	2018	50315	0	0	20870584	104264505	19607	195600	17873915	125133040
	Nedumkandam	0	0	0	0	0	0	0	0	0	0
	Elamdesom	0	0	0	0	0	0	0	0	0	0
	Idukki	0	0	343	2630	0	0	0	0	302	1960
	Kattappana	0	0	0	0	0	0	0	0	0	0
	Thodupuzha	0	0	0	0	0	0	0	0	0	0
	Azhutha	0	0	0	0	0	0	0	0	0	0
	<b>Block Total</b>	<b>2018</b>	<b>50315</b>	<b>343</b>	<b>2630</b>	<b>20870584</b>	<b>104264505</b>	<b>19607</b>	<b>195600</b>	<b>17874217</b>	<b>125135000</b>
	Thodupuzha(M)	0	0	0	0	0	0	0	0	0	0
<b>District Total</b>	<b>2018</b>	<b>50315</b>	<b>343</b>	<b>2630</b>	<b>20870584</b>	<b>104264505</b>	<b>19607</b>	<b>195600</b>	<b>17874217</b>	<b>125135000</b>	
Malappuram	Nilambur	0	0	0	0	0	0	0	0	0	0
	Wandoor	0	0	0	0	0	0	0	0	0	0
	Kalikav	0	0	0	0	0	0	0	0	0	0
	Perinthalmanna	0	0	0	0	0	0	0	0	0	0
	Mankada	0	0	0	0	0	0	0	0	0	0
	Malappuram	0	0	0	0	0	0	0	0	0	0
	Arikkode	0	0	0	0	0	0	0	0	0	0
	Kondotty	0	0	0	0	0	0	0	0	0	0
	Thirurangadi	0	0	0	0	0	0	0	0	0	0
	Thanur	0	0	0	0	0	0	0	0	0	0
	Tirur	0	0	0	0	0	0	0	0	0	0
	Kuttiipuram	0	0	0	0	0	0	0	0	0	0
	Vengara	0	0	0	0	0	0	0	0	0	0
	Ponnani	0	0	0	0	0	0	0	0	0	0
	Perumpadappu	0	0	0	0	0	0	0	0	0	0
	<b>Block Total</b>	<b>0</b>	<b>0</b>	<b>0</b>	<b>0</b>	<b>0</b>	<b>0</b>	<b>0</b>	<b>0</b>	<b>0</b>	<b>0</b>
	Malappuram (M)	0	0	0	0	0	0	0	0	0	0

Tirur (M)	0	0	0	0	0	0	0	0	0	0	0
Manjeri (M)	0	0	0	0	0	0	0	0	0	0	0
Ponnani (M)	0	0	0	0	0	0	0	0	0	0	0
Perinthalmanna (M)	0	0	0	0	0	0	0	0	0	0	0
Kottakkal(M)	0	0	0	0	0	0	0	0	0	0	0
Nilambur(M)	0	0	0	0	0	0	0	0	0	0	0
Municipality Total	0	0	0	0	0	0	0	0	0	0	0
District Total	0	0	0	0	0	0	0	0	0	0	0

Table-22(2) A  
Block wise Details of Marketed Crops (Export)

District	Block	Beetroot		Potato		Lablabean		Swordbean		Amara (IndianBean)	
		Qty (Kg)	Price	Qty (Kg)	Price	Qty (Kg)	Price	Qty (Kg)	Price	Qty (Kg)	Price
Idukki	Adimali	0	0	0	0	0	0	0	0	0	0
	Devikulam	194560	1549700	17236365	137858845	0	0	0	0	3600	73560
	Nedumkandam	0	0	0	0	0	0	0	0	0	0
	Elamdesom	0	0	0	0	4	55	0	0	0	0
	Idukki	242	1960	0	0	0	0	0	0	0	0
	Kattappana	0	0	0	0	0	0	0	0	0	0
	Thodupuzha	0	0	0	0	0	0	0	0	0	0
	Azhutha	0	0	0	0	0	0	0	0	0	0
	<b>Block Total</b>	<b>194802</b>	<b>1551660</b>	<b>17236365</b>	<b>137858845</b>	<b>4</b>	<b>55</b>	<b>0</b>	<b>0</b>	<b>3600</b>	<b>73560</b>
	Thodupuzha(M)	0	0	0	0	0	0	0	0	0	0
<b>District Total</b>	<b>194802</b>	<b>1551660</b>	<b>17236365</b>	<b>137858845</b>	<b>4</b>	<b>55</b>	<b>0</b>	<b>0</b>	<b>3600</b>	<b>73560</b>	
Malappuram	Nilambur	0	0	0	0	0	0	0	0	0	0
	Wandoor	0	0	0	0	0	0	0	0	0	0
	Kalikav	0	0	0	0	0	0	0	0	0	0
	Perinthalmanna	0	0	0	0	0	0	0	0	0	0
	Mankada	0	0	0	0	0	0	0	0	0	0
	Malappuram	0	0	0	0	0	0	0	0	0	0
	Arikkode	0	0	0	0	0	0	0	0	0	0

Kondotty	0	0	0	0	0	0	0	0	0	0	0
Thirurangadi	0	0	0	0	0	0	0	0	0	0	0
Thanur	0	0	0	0	0	0	0	0	0	0	0
Tirur	0	0	0	0	0	0	0	0	0	0	0
Kuttippuram	0	0	0	0	0	0	0	0	0	0	0
Vengara	0	0	0	0	0	0	0	0	0	0	0
Ponnani	0	0	0	0	0	0	0	0	0	0	0
Perumpadappu	0	0	0	0	0	0	0	0	0	0	0
<b>Block Total</b>	<b>0</b>	<b>0</b>	<b>0</b>	<b>0</b>	<b>0</b>	<b>0</b>	<b>0</b>	<b>0</b>	<b>0</b>	<b>0</b>	<b>0</b>
Malappuram (M)	0	0	0	0	0	0	0	0	0	0	0
Tirur (M)	0	0	0	0	0	0	0	0	0	0	0
Manjeri (M)	0	0	0	0	0	0	0	0	0	0	0
Ponnani (M)	0	0	0	0	0	0	0	0	0	0	0
Perinthalmanna (M)	0	0	0	0	0	0	0	0	0	0	0
Kottakkal(M)	0	0	0	0	0	0	0	0	0	0	0
Nilambur(M)	0	0	0	0	0	0	0	0	0	0	0
<b>Municipality Total</b>	<b>0</b>	<b>0</b>	<b>0</b>	<b>0</b>	<b>0</b>	<b>0</b>	<b>0</b>	<b>0</b>	<b>0</b>	<b>0</b>	<b>0</b>
<b>District Total</b>	<b>0</b>	<b>0</b>	<b>0</b>	<b>0</b>	<b>0</b>	<b>0</b>	<b>0</b>	<b>0</b>	<b>0</b>	<b>0</b>	<b>0</b>



**Table-22(2) A**  
**Block wise Details of Marketed Crops (Export)**

District	Block	Wingedbean		Clovebean		Littlegourd		Ridgegourd		Drumstick		
		Qty (Kg)	Price	Qty (Kg)	Price	Qty (Kg)	Price	Qty (Kg)	Price	Qty (Kg)	Price	
Idukki	Adimali	0	0	0	0	0	0	0	0	0	0	
	Devikulam	0	0	0	0	0	0	0	0	0	0	
	Nedumkandam	0	0	0	0	0	0	0	0	0	0	
	Elamdesom	0	0	0	0	0	0	0	0	0	0	
	Idukki	0	0	0	0	0	0	0	0	0	0	
	Kattappana	0	0	0	0	0	0	0	0	0	0	
	Thodupuzha	0	0	0	0	0	0	0	0	0	0	
	Azhutha	0	0	0	0	0	0	0	0	0	0	
	<b>Block Total</b>		<b>0</b>	<b>0</b>	<b>0</b>	<b>0</b>	<b>0</b>	<b>0</b>	<b>0</b>	<b>0</b>	<b>0</b>	<b>0</b>
	Thodupuzha(M)		0	0	0	0	0	0	0	0	0	0
	<b>District Total</b>		<b>0</b>	<b>0</b>	<b>0</b>	<b>0</b>	<b>0</b>	<b>0</b>	<b>0</b>	<b>0</b>	<b>0</b>	<b>0</b>
Malappuram	Nilambur	0	0	0	0	0	0	0	0	0	0	
	Wandoor	0	0	0	0	0	0	0	0	0	0	
	Kalikav	0	0	0	0	0	0	0	0	0	0	
	Perinthalmanna	0	0	0	0	0	0	0	0	0	0	
	Mankada	0	0	0	0	0	0	0	0	0	0	
	Malappuram	0	0	0	0	0	0	0	0	0	0	
	Arikkode	0	0	0	0	0	0	0	0	0	0	
	Kondotty	0	0	0	0	0	0	0	0	0	0	
	Thirurangadi	0	0	0	0	0	0	0	0	0	0	
	Thanur	0	0	0	0	0	0	0	0	0	0	
	Tirur	0	0	0	0	0	0	0	0	0	0	
	Kuttippuram	0	0	0	0	0	0	0	0	0	0	
	Vengara	0	0	0	0	0	0	0	0	0	0	
	Ponnani	0	0	0	0	0	0	0	0	0	0	
	Perumpadappu	0	0	0	0	0	0	0	0	0	0	
	<b>Block Total</b>		<b>0</b>	<b>0</b>	<b>0</b>	<b>0</b>	<b>0</b>	<b>0</b>	<b>0</b>	<b>0</b>	<b>0</b>	<b>0</b>
	Malappuram (M)		0	0	0	0	0	0	0	0	0	0

	Tirur (M)	0	0	0	0	0	0	0	0	0	0
	Manjeri (M)	0	0	0	0	0	0	0	0	0	0
	Ponnani (M)	0	0	0	0	0	0	0	0	0	0
	Perinthalmanna (M)	0	0	0	0	0	0	0	0	0	0
	Kottakkal(M)	0	0	0	0	0	0	0	0	0	0
	Nilambur(M)	0	0	0	0	0	0	0	0	0	0
	Municipality Total	0	0	0	0	0	0	0	0	0	0
	District Total	0	0	0	0	0	0	0	0	0	0

Table-22(2) A  
Block wise Details of Marketed Crops (Export)

District	Block	Chikumaneese		Curryleaf		Yard long Beans		Beans		Greenpeas		
		Qty (Kg)	Price	Qty (Kg)	Price	Qty (Kg)	Price	Qty (Kg)	Price	Qty (Kg)	Price	
Idukki	Adimali	0	0	0	0	0	0	0	0	0	0	
	Devikulam	0	0	0	0	0	0	4197389	62943020	174167	6150600	
	Nedumkandam	0	0	0	0	0	0	0	0	0	0	
	Elamdesom	0	0	0	0	0	0	0	0	0	0	
	Idukki	0	0	0	0	2400	48305	0	0	0	0	
	Kattappana	0	0	0	0	0	0	0	0	0	0	
	Thodupuzha	0	0	3	30	0	0	0	0	0	0	
	Azhutha	0	0	0	0	0	0	0	0	0	0	
	<b>Block Total</b>		0	0	3	30	2400	48305	4197389	62943020	174167	6150600
	Thodupuzha(M)	0	0	0	0	0	0	0	0	0	0	
<b>District Total</b>		0	0	3	30	2400	48305	4197389	62943020	174167	6150600	
Malappuram	Nilambur	0	0	0	0	0	0	0	0	0	0	
	Wandoor	0	0	0	0	0	0	0	0	0	0	
	Kalikav	0	0	0	0	0	0	0	0	0	0	
	Perinthalmanna	0	0	0	0	0	0	0	0	0	0	
	Mankada	0	0	0	0	0	0	0	0	0	0	
	Malappuram	0	0	0	0	0	0	0	0	0	0	
	Arikkode	0	0	0	0	0	0	0	0	0	0	

Kondotty	0	0	0	0	0	0	0	0	0	0	0
Thirurangadi	0	0	0	0	0	0	0	0	0	0	0
Thanur	0	0	0	0	0	0	0	0	0	0	0
Tirur	0	0	0	0	0	0	0	0	0	0	0
Kuttiyapuram	0	0	0	0	0	0	0	0	0	0	0
Vengara	0	0	0	0	0	0	0	0	0	0	0
Ponnani	0	0	0	0	0	0	0	0	0	0	0
Perumpadappu	0	0	0	0	0	0	0	0	0	0	0
<b>Block Total</b>	<b>0</b>	<b>0</b>	<b>0</b>	<b>0</b>	<b>0</b>	<b>0</b>	<b>0</b>	<b>0</b>	<b>0</b>	<b>0</b>	<b>0</b>
Malappuram (M)	0	0	0	0	0	0	0	0	0	0	0
Tirur (M)	0	0	0	0	0	0	0	0	0	0	0
Manjeri (M)	0	0	0	0	0	0	0	0	0	0	0
Ponnani (M)	0	0	0	0	0	0	0	0	0	0	0
Perinthalmanna (M)	0	0	0	0	0	0	0	0	0	0	0
Kottakkal(M)	0	0	0	0	0	0	0	0	0	0	0
Nilambur(M)	0	0	0	0	0	0	0	0	0	0	0
<b>Municipality Total</b>	<b>0</b>	<b>0</b>	<b>0</b>	<b>0</b>	<b>0</b>	<b>0</b>	<b>0</b>	<b>0</b>	<b>0</b>	<b>0</b>	<b>0</b>
<b>District Total</b>	<b>0</b>	<b>0</b>	<b>0</b>	<b>0</b>	<b>0</b>	<b>0</b>	<b>0</b>	<b>0</b>	<b>0</b>	<b>0</b>	<b>0</b>

Table-22(2) B  
Block wise Details of Marketed Crops (Export)

District	Block	Anthurium			Orchid			Jasmine			Gladlyolous		
		Qty (Nos)	Qty (Kg)	Price	Qty (Nos)	Qty (Kg)	Price	Qty (Nos)	Qty (Kg)	Price	Qty (Nos)	Qty (Kg)	Price
Idukki	Adimali	0	8010	200250	0	0	0	0	0	0	0	0	0
	Devikulam	0	0	0	0	0	0	0	0	0	0	0	0
	Nedumkandam	0	0	0	0	0	0	0	0	0	0	0	0
	Elamdesom	0	0	0	0	0	0	0	0	0	0	0	0
	Idukki	0	0	0	0	0	0	0	0	0	0	0	0
	Kattappana	0	0	0	0	0	0	0	0	0	0	0	0
	Thodupuzha	0	0	0	0	0	0	0	0	0	0	0	0
	Azhutha	0	0	0	0	0	0	0	0	0	0	0	0
	<b>Block Total</b>	0	8010	200250	0	0	0	0	0	0	0	0	0
	Thodupuzha(M)	0	0	0	0	0	0	0	0	0	0	0	0
<b>District Total</b>	0	8010	200250	0	0	0	0	0	0	0	0	0	
Malappuram	Nilambur	0	0	0	0	0	0	0	0	0	0	0	0
	Wandoor	0	0	0	0	0	0	0	0	0	0	0	0
	Kalikav	0	0	0	0	0	0	0	0	0	0	0	0
	Perinthalmanna	0	0	0	0	0	0	0	0	0	0	0	0
	Mankada	0	0	0	0	0	0	0	0	0	0	0	0
	Malappuram	0	0	0	0	0	0	0	0	0	0	0	0
	Arikkode	0	0	0	0	0	0	0	0	0	0	0	0
	Kondotty	0	0	0	0	0	0	0	0	0	0	0	0
	Thirurangadi	0	0	0	0	0	0	0	0	0	0	0	0
Thanur	0	0	0	0	0	0	0	0	0	0	0	0	

Tirur	0	0	0	0	0	0	0	0	0	0	0	0	0
Kuttiapuram	0	0	0	0	0	0	0	0	0	0	0	0	0
Vengara	0	0	0	0	0	0	0	0	0	0	0	0	0
Ponnani	0	0	0	0	0	0	0	0	0	0	0	0	0
Perumpadappu	0	0	0	0	0	0	0	0	0	0	0	0	0
<b>Block Total</b>	<b>0</b>	<b>0</b>	<b>0</b>	<b>0</b>	<b>0</b>	<b>0</b>	<b>0</b>	<b>0</b>	<b>0</b>	<b>0</b>	<b>0</b>	<b>0</b>	<b>0</b>
Malappuram (M)	0	0	0	0	0	0	0	0	0	0	0	0	0
Tirur (M)	0	0	0	0	0	0	0	0	0	0	0	0	0
Manjeri (M)	0	0	0	0	0	0	0	0	0	0	0	0	0
Ponnani (M)	0	0	0	0	0	0	0	0	0	0	0	0	0
Perinthalmanna (M)	0	0	0	0	0	0	0	0	0	0	0	0	0
Kottakkal(M)	0	0	0	0	0	0	0	0	0	0	0	0	0
Nilambur(M)	0	0	0	0	0	0	0	0	0	0	0	0	0
<b>Municipality Total</b>	<b>0</b>	<b>0</b>	<b>0</b>	<b>0</b>	<b>0</b>	<b>0</b>	<b>0</b>	<b>0</b>	<b>0</b>	<b>0</b>	<b>0</b>	<b>0</b>	<b>0</b>
<b>District Total</b>	<b>0</b>	<b>0</b>	<b>0</b>	<b>0</b>	<b>0</b>	<b>0</b>	<b>0</b>	<b>0</b>	<b>0</b>	<b>0</b>	<b>0</b>	<b>0</b>	<b>0</b>

**Table-22(2) B**  
**Block wise Details of Marketed Crops (Export)**

District	Block	Orange Chrysanthimum			Helichonia			Yellow Chrysanthimum			Hibiscus			
		Qty (Nos)	Qty (Kg)	Price	Qty (Nos)	Qty (Kg)	Price	Qty (Nos)	Qty (Kg)	Price	Qty (Nos)	Qty (Kg)	Price	
Idukki	Adimali	0	0	0	0	0	0	0	0	0	0	0	0	
	Devikulam	0	0	0	0	0	0	0	0	0	0	0	0	
	Nedumkandam	0	0	0	0	0	0	0	0	0	0	0	0	
	Elamdesom	0	0	0	0	0	0	0	0	0	0	0	0	
	Idukki	0	0	0	0	0	0	0	0	0	0	0	0	
	Kattappana	0	0	0	0	0	0	0	0	0	0	0	0	
	Thodupuzha	0	0	0	0	0	0	0	0	0	0	0	0	
	Azhutha	0	0	0	0	0	0	0	0	0	0	0	0	
	<b>Block Total</b>		<b>0</b>	<b>0</b>	<b>0</b>	<b>0</b>	<b>0</b>	<b>0</b>	<b>0</b>	<b>0</b>	<b>0</b>	<b>0</b>	<b>0</b>	<b>0</b>
	Thodupuzha(M)	0	0	0	0	0	0	0	0	0	0	0	0	0
	<b>District Total</b>		<b>0</b>	<b>0</b>	<b>0</b>	<b>0</b>	<b>0</b>	<b>0</b>	<b>0</b>	<b>0</b>	<b>0</b>	<b>0</b>	<b>0</b>	<b>0</b>
Malappuram	Nilambur	0	0	0	0	0	0	0	0	0	0	0	0	
	Wandoor	0	0	0	0	0	0	0	0	0	0	0	0	
	Kalikav	0	0	0	0	0	0	0	0	0	0	0	0	
	Perinthalmanna	0	0	0	0	0	0	0	0	0	0	0	0	
	Mankada	0	0	0	0	0	0	0	0	0	0	0	0	
	Malappuram	0	0	0	0	0	0	0	0	0	0	0	0	
	Arikkode	0	0	0	0	0	0	0	0	0	0	0	0	
	Kondotty	0	0	0	0	0	0	0	0	0	0	0	0	
Thirurangadi	0	0	0	0	0	0	0	0	0	0	0	0		

Thanur	0	0	0	0	0	0	0	0	0	0	0	0	0
Tirur	0	0	0	0	0	0	0	0	0	0	0	0	0
Kuttiapuram	0	0	0	0	0	0	0	0	0	0	0	0	0
Vengara	0	0	0	0	0	0	0	0	0	0	0	0	0
Ponnani	0	0	0	0	0	0	0	0	0	0	0	0	0
Perumpadappu	0	0	0	0	0	0	0	0	0	0	0	0	0
<b>Block Total</b>	<b>0</b>	<b>0</b>	<b>0</b>	<b>0</b>	<b>0</b>	<b>0</b>	<b>0</b>	<b>0</b>	<b>0</b>	<b>0</b>	<b>0</b>	<b>0</b>	<b>0</b>
Malappuram (M)	0	0	0	0	0	0	0	0	0	0	0	0	0
Tirur (M)	0	0	0	0	0	0	0	0	0	0	0	0	0
Manjeri (M)	0	0	0	0	0	0	0	0	0	0	0	0	0
Ponnani (M)	0	0	0	0	0	0	0	0	0	0	0	0	0
Perinthalmanna (M)	0	0	0	0	0	0	0	0	0	0	0	0	0
Kottakkal(M)	0	0	0	0	0	0	0	0	0	0	0	0	0
Nilambur(M)	0	0	0	0	0	0	0	0	0	0	0	0	0
<b>Municipality Total</b>	<b>0</b>	<b>0</b>	<b>0</b>	<b>0</b>	<b>0</b>	<b>0</b>	<b>0</b>	<b>0</b>	<b>0</b>	<b>0</b>	<b>0</b>	<b>0</b>	<b>0</b>
<b>District Total</b>	<b>0</b>	<b>0</b>	<b>0</b>	<b>0</b>	<b>0</b>	<b>0</b>	<b>0</b>	<b>0</b>	<b>0</b>	<b>0</b>	<b>0</b>	<b>0</b>	<b>0</b>

Table-22(2) B  
Block wise Details of Marketed Crops (Export)

District	Block	Rose			Euphorbia		
		Qty (Nos)	Qty (Kg)	Price	Qty (Nos)	Qty (Kg)	Price
Idukki	Adimali	0	0	0	0	0	0
	Devikulam	0	0	0	0	0	0
	Nedumkandam	0	0	0	0	0	0
	Elamdesom	0	0	0	0	0	0
	Idukki	0	300	31800	0	0	0
	Kattappana	0	0	0	0	0	0
	Thodupuzha	0	0	0	0	0	0
	Azhutha	0	0	0	0	0	0
	Block Total	0	300	31800	0	0	0
	Thodupuzha(M)	0	0	0	0	0	0
	District Total	0	300	31800	0	0	0
Malappuram	Nilambur	0	0	0	0	0	0
	Wandoor	0	0	0	0	0	0
	Kalikav	0	0	0	0	0	0
	Perinthalmanna	0	0	0	0	0	0
	Mankada	0	0	0	0	0	0
	Malappuram	0	0	0	0	0	0
	Arikkode	0	0	0	0	0	0
	Kondotty	0	0	0	0	0	0
	Thirurangadi	0	0	0	0	0	0
	Thanur	0	0	0	0	0	0



Tirur	0	0	0	0	0	0
Kuttippuram	0	0	0	0	0	0
Vengara	0	0	0	0	0	0
Ponnani	0	0	0	0	0	0
Perumpadappu	0	0	0	0	0	0
<b>Block Total</b>	<b>0</b>	<b>0</b>	<b>0</b>	<b>0</b>	<b>0</b>	<b>0</b>
Malappuram (M)	0	0	0	0	0	0
Tirur (M)	0	0	0	0	0	0
Manjeri (M)	0	0	0	0	0	0
Ponnani (M)	0	0	0	0	0	0
Perinthalmanna (M)	0	0	0	0	0	0
Kottakkal(M)	0	0	0	0	0	0
Nilambur(M)	0	0	0	0	0	0
<b>Municipality Total</b>	<b>0</b>	<b>0</b>	<b>0</b>	<b>0</b>	<b>0</b>	<b>0</b>
<b>District Total</b>	<b>0</b>	<b>0</b>	<b>0</b>	<b>0</b>	<b>0</b>	<b>0</b>

Table-22(2) C  
Block wise Details of Marketed Crops (Export)

District	Block	Banana		Plantain (Fruit)		Plantain		Guava	
		Qty (Kg)	Price	Qty (Kg)	Price	Qty (Kg)	Price	Qty (Kg)	Price
Idukki	Adimall	2594660	90928555	2540	37335	2780	44475	100	1880
	Devikulam	312800	11036485	255050	3831220	1800	25380	0	0
	Nedumkandam	56	1940	2440	38430	0	0	0	0
	Elamdesom	11602	403110	444	6625	3825	56475	0	0
	Idukki	1501	52505	735	11275	300	4275	0	0
	Kattappana	6110	222135	653	9570	0	0	0	0
	Thodupuzha	550	20020	0	0	0	0	0	0
	Azhutha	18630	665090	250	3935	0	0	0	0
	<b>Block Total</b>	<b>2945909</b>	<b>103329840</b>	<b>262112</b>	<b>3938390</b>	<b>8705</b>	<b>130605</b>	<b>100</b>	<b>1880</b>
	Thodupuzha(M)	0	0	0	0	0	0	0	0
<b>District Total</b>	<b>2945909</b>	<b>103329840</b>	<b>262112</b>	<b>3938390</b>	<b>8705</b>	<b>130605</b>	<b>100</b>	<b>1880</b>	
Malappuram	Nilambur	0	0	0	0	0	0	0	0
	Wandoor	0	0	0	0	0	0	0	0
	Kalikav	0	0	0	0	0	0	0	0
	Perinthalmanna	0	0	0	0	0	0	0	0
	Mankada	0	0	0	0	0	0	0	0
	Malappuram	0	0	0	0	0	0	0	0
	Arikkode	0	0	0	0	0	0	0	0
	Kondotty	0	0	0	0	0	0	0	0
	Thirurangadi	0	0	0	0	0	0	0	0
	Thanur	0	0	0	0	0	0	0	0

	Tirur	0	0	0	0	0	0	0	0
	Kuttippuram	0	0	0	0	0	0	0	0
	Vengara	0	0	0	0	0	0	0	0
	Ponnani	0	0	0	0	0	0	0	0
	Perumpadappu	0	0	0	0	0	0	0	0
	<b>Block Total</b>	<b>0</b>	<b>0</b>	<b>0</b>	<b>0</b>	<b>0</b>	<b>0</b>	<b>0</b>	<b>0</b>
	Malappuram (M)	0	0	0	0	0	0	0	0
	Tirur (M)	0	0	0	0	0	0	0	0
	Manjeri (M)	0	0	0	0	0	0	0	0
	Ponnani (M)	0	0	0	0	0	0	0	0
	Perinthalmanna (M)	0	0	0	0	0	0	0	0
	Kottakka(M)	0	0	0	0	0	0	0	0
	Nilambur(M)	0	0	0	0	0	0	0	0
	<b>Municipality Total</b>	<b>0</b>	<b>0</b>	<b>0</b>	<b>0</b>	<b>0</b>	<b>0</b>	<b>0</b>	<b>0</b>
	<b>District Total</b>	<b>0</b>	<b>0</b>	<b>0</b>	<b>0</b>	<b>0</b>	<b>0</b>	<b>0</b>	<b>0</b>

Table-22(2) C  
Block wise Details of Marketed Crops (Export)

District	Block	Gooseberry		Jackfruit		Orange		Mango	
		Qty (Kg)	Price	Qty (Nos)	Price	Qty (Kg)	Price	Qty (Kg)	Price
Idukki	Adimali	0	0	2360	23680	8000	158400	0	0
	Devikulam	0	0	480	4810	8896	180035	123530	1769155
	Nedumkandam	0	0	0	0	0	0	0	0
	Elamdesom	1850	18735	2470	23815	0	0	0	0
	Idukki	0	0	0	0	0	0	0	0
	Kattappana	0	0	180	1830	0	0	0	0
	Thodupuzha	0	0	0	0	0	0	0	0
	Azhutha	0	0	0	0	0	0	0	0
	<b>Block Total</b>	<b>1850</b>	<b>18735</b>	<b>5490</b>	<b>54135</b>	<b>16896</b>	<b>338435</b>	<b>126710</b>	<b>1816855</b>
	Thodupuzha(M)	0	0	0	0	0	0	0	0
	<b>District Total</b>	<b>1850</b>	<b>18735</b>	<b>5490</b>	<b>54135</b>	<b>16896</b>	<b>338435</b>	<b>126710</b>	<b>1816855</b>
Malappuram	Nilambur	0	0	0	0	0	0	0	0
	Wandoor	0	0	0	0	0	0	0	0
	Kalikav	0	0	0	0	0	0	0	0
	Perinthalmanna	0	0	0	0	0	0	0	0
	Mankada	0	0	0	0	0	0	0	0
	Malappuram	0	0	0	0	0	0	0	0
	Arikkode	0	0	0	0	0	0	0	0
	Kondotty	0	0	0	0	0	0	0	0
	Thirurangadi	0	0	0	0	0	0	0	0
	Thanur	0	0	0	0	0	0	0	0

Tirur	0	0	0	0	0	0	0	0	0
Kuttippuram	0	0	0	0	0	0	0	0	0
Vengara	0	0	0	0	0	0	0	0	0
Ponnani	0	0	0	0	0	0	0	0	0
Perumpadappu	0	0	0	0	0	0	0	0	0
<b>Block Total</b>	<b>0</b>	<b>0</b>	<b>0</b>	<b>0</b>	<b>0</b>	<b>0</b>	<b>0</b>	<b>0</b>	<b>0</b>
Malappuram (M)	0	0	0	0	0	0	0	0	0
Tirur (M)	0	0	0	0	0	0	0	0	0
Manjeri (M)	0	0	0	0	0	0	0	0	0
Ponnani (M)	0	0	0	0	0	0	0	0	0
Perinthalmanna (M)	0	0	0	0	0	0	0	0	0
Kottakkal(M)	0	0	0	0	0	0	0	0	0
Nilambur(M)	0	0	0	0	0	0	0	0	0
<b>Municipality Total</b>	<b>0</b>	<b>0</b>	<b>0</b>	<b>0</b>	<b>0</b>	<b>0</b>	<b>0</b>	<b>0</b>	<b>0</b>
<b>District Total</b>	<b>0</b>	<b>0</b>	<b>0</b>	<b>0</b>	<b>0</b>	<b>0</b>	<b>0</b>	<b>0</b>	<b>0</b>

**Table-22(2) C**  
**Block wise Details of Marketed Crops (Export)**

District	Block	Pappaya		Pineapple		Sapotta		West Indian Cherry		
		Qty (Kg)	Price	Qty (Kg)	Price	Qty (Kg)	Price	Qty (Kg)	Price	
Idukki	Adimali	0	0	330	10590	0	0	0	0	
	Devikulam	0	0	240	7160	0	0	0	0	
	Nedumkandam	0	0	0	0	0	0	0	0	
	Elamdesom	0	0	170790	5105360	0	0	0	0	
	Idukki	0	0	4	115	0	0	0	0	
	Kattappana	0	0	0	0	0	0	0	0	
	Thodupuzha	0	0	1183	36445	0	0	0	0	
	Azhutha	0	0	0	0	0	0	0	0	
	<b>Block Total</b>		<b>0</b>	<b>0</b>	<b>172547</b>	<b>5159670</b>	<b>0</b>	<b>0</b>	<b>0</b>	<b>0</b>
	Thodupuzha(M)	0	0	0	0	0	0	0	0	
<b>District Total</b>		<b>0</b>	<b>0</b>	<b>172547</b>	<b>5159670</b>	<b>0</b>	<b>0</b>	<b>0</b>	<b>0</b>	
Malappuram	Nilambur	0	0	0	0	0	0	0	0	
	Wandoor	0	0	0	0	0	0	0	0	
	Kalikav	0	0	0	0	0	0	0	0	
	Perinthalmanna	0	0	0	0	0	0	0	0	
	Mankada	0	0	0	0	0	0	0	0	
	Malappuram	0	0	0	0	0	0	0	0	
	Arikkode	0	0	0	0	0	0	0	0	
	Kondotty	0	0	0	0	0	0	0	0	
	Thirurangadi	0	0	0	0	0	0	0	0	
	Thanur	0	0	0	0	0	0	0	0	

Tirur	0	0	0	0	0	0	0	0	0
Kuttippuram	0	0	0	0	0	0	0	0	0
Vengara	0	0	0	0	0	0	0	0	0
Ponnani	0	0	0	0	0	0	0	0	0
Perumpadappu	0	0	0	0	0	0	0	0	0
<b>Block Total</b>	<b>0</b>	<b>0</b>	<b>0</b>	<b>0</b>	<b>0</b>	<b>0</b>	<b>0</b>	<b>0</b>	<b>0</b>
Malappuram (M)	0	0	0	0	0	0	0	0	0
Tirur (M)	0	0	0	0	0	0	0	0	0
Manjeri (M)	0	0	0	0	0	0	0	0	0
Ponnani (M)	0	0	0	0	0	0	0	0	0
Perinthalmanna (M)	0	0	0	0	0	0	0	0	0
Kottakkal(M)	0	0	0	0	0	0	0	0	0
Nilambur(M)	0	0	0	0	0	0	0	0	0
<b>Municipality Total</b>	<b>0</b>	<b>0</b>	<b>0</b>	<b>0</b>	<b>0</b>	<b>0</b>	<b>0</b>	<b>0</b>	<b>0</b>
<b>District Total</b>	<b>0</b>	<b>0</b>	<b>0</b>	<b>0</b>	<b>0</b>	<b>0</b>	<b>0</b>	<b>0</b>	<b>0</b>

**Table-22(2) C**  
**Block wise Details of Marketed Crops (Export)**

District	Block	Cashewnut		Cocoa		Coconut		Passion fruit	
		Qty (Kg)	Price	Qty (Kg)	Price	Qty (Nos)	Price	Qty (Kg)	Price
Idukki	Adimali	484490	29085955	5567460	55577665	105710	554575	0	0
	Devikulam	63979	3839440	926100	9301770	36960	196820	571	2765
	Nedumkandam	0	0	159	1670	0	0	0	0
	Elamdesom	0	0	1281	12545	7800	42420	0	0
	Idukki	20	1150	1122	10650	490	2035	0	0
	Kattappana	0	0	100	930	0	0	0	0
	Thodupuzha	0	0	91	935	3650	19165	0	0
	Azhutha	0	0	690	6345	130	630	0	0
	<b>Block Total</b>	<b>548489</b>	<b>32926545</b>	<b>6497003</b>	<b>64912510</b>	<b>154740</b>	<b>815645</b>	<b>571</b>	<b>2765</b>
	Thodupuzha(M)	0	0	0	0	0	0	0	0
<b>District Total</b>	<b>548489</b>	<b>32926545</b>	<b>6497003</b>	<b>64912510</b>	<b>154740</b>	<b>815645</b>	<b>571</b>	<b>2765</b>	
Malappuram	Nilambur	0	0	0	0	0	0	0	0
	Wandoor	0	0	0	0	0	0	0	0
	Kalikav	0	0	0	0	0	0	0	0
	Perinthalmanna	0	0	0	0	0	0	0	0
	Mankada	0	0	0	0	0	0	0	0
	Malappuram	0	0	0	0	0	0	0	0
	Arikkode	0	0	0	0	0	0	0	0
	Kondotty	0	0	0	0	0	0	0	0
	Thirurangadi	0	0	0	0	0	0	0	0
	Thanur	0	0	0	0	0	0	0	0



Tirur	0	0	0	0	0	0	0	0	0
Kuttippuram	0	0	0	0	0	0	0	0	0
Vengara	0	0	0	0	0	0	0	0	0
Ponnani	0	0	0	0	0	0	0	0	0
Perumpadappu	0	0	0	0	0	0	0	0	0
<b>Block Total</b>	<b>0</b>	<b>0</b>	<b>0</b>	<b>0</b>	<b>0</b>	<b>0</b>	<b>0</b>	<b>0</b>	<b>0</b>
Malappuram (M)	0	0	0	0	0	0	0	0	0
Tirur (M)	0	0	0	0	0	0	0	0	0
Manjeri (M)	0	0	0	0	0	0	0	0	0
Ponnani (M)	0	0	0	0	0	0	0	0	0
Perinthalmanna (M)	0	0	0	0	0	0	0	0	0
Kottakkal(M)	0	0	0	0	0	0	0	0	0
Nilambur(M)	0	0	0	0	0	0	0	0	0
<b>Municipality Total</b>	<b>0</b>	<b>0</b>	<b>0</b>	<b>0</b>	<b>0</b>	<b>0</b>	<b>0</b>	<b>0</b>	<b>0</b>
<b>District Total</b>	<b>0</b>	<b>0</b>	<b>0</b>	<b>0</b>	<b>0</b>	<b>0</b>	<b>0</b>	<b>0</b>	<b>0</b>

Table-22(2) C

## Block wise Details of Marketed Crops (Export)

District	Block	Mulberry		Eggfruit		Rose apple		Strawberry	
		Qty (Kg)	Price	Qty (Kg)	Price	Qty (Kg)	Price	Qty (Kg)	Price
Idukki	Adimai	0	0	0	0	0	0	0	0
	Devikulam	0	0	0	0	0	0	2323	160275
	Nedumkandam	0	0	0	0	0	0	0	0
	Elamdesom	0	0	0	0	0	0	0	0
	Idukki	0	0	0	0	0	0	0	0
	Kattappana	0	0	0	0	0	0	0	0
	Thodupuzha	0	0	0	0	0	0	0	0
	Azhutha	0	0	0	0	0	0	0	0
	<b>Block Total</b>	<b>0</b>	<b>0</b>	<b>0</b>	<b>0</b>	<b>0</b>	<b>0</b>	<b>2323</b>	<b>160275</b>
	Thodupuzha(M)	0	0	0	0	0	0	0	0
	<b>District Total</b>	<b>0</b>	<b>0</b>	<b>0</b>	<b>0</b>	<b>0</b>	<b>0</b>	<b>2323</b>	<b>160275</b>
Malappuram	Nilambur	0	0	0	0	0	0	0	0
	Wandoor	0	0	0	0	0	0	0	0
	Kalikav	0	0	0	0	0	0	0	0
	Perinthalmanna	0	0	0	0	0	0	0	0
	Mankada	0	0	0	0	0	0	0	0
	Malappuram	0	0	0	0	0	0	0	0
	Arikkode	0	0	0	0	0	0	0	0
	Kondotty	0	0	0	0	0	0	0	0
	Thirurangadi	0	0	0	0	0	0	0	0
	Thanur	0	0	0	0	0	0	0	0

Tirur	0	0	0	0	0	0	0	0	0
Kuttippuram	0	0	0	0	0	0	0	0	0
Vengara	0	0	0	0	0	0	0	0	0
Ponnani	0	0	0	0	0	0	0	0	0
Perumpadappu	0	0	0	0	0	0	0	0	0
<b>Block Total</b>	<b>0</b>	<b>0</b>	<b>0</b>	<b>0</b>	<b>0</b>	<b>0</b>	<b>0</b>	<b>0</b>	<b>0</b>
Malappuram (M)	0	0	0	0	0	0	0	0	0
Tirur (M)	0	0	0	0	0	0	0	0	0
Manjeri (M)	0	0	0	0	0	0	0	0	0
Ponnani (M)	0	0	0	0	0	0	0	0	0
Perinthalmanna (M)	0	0	0	0	0	0	0	0	0
Kottakkal(M)	0	0	0	0	0	0	0	0	0
Nilambur(M)	0	0	0	0	0	0	0	0	0
<b>Municipality Total</b>	<b>0</b>	<b>0</b>	<b>0</b>	<b>0</b>	<b>0</b>	<b>0</b>	<b>0</b>	<b>0</b>	<b>0</b>
<b>District Total</b>	<b>0</b>	<b>0</b>	<b>0</b>	<b>0</b>	<b>0</b>	<b>0</b>	<b>0</b>	<b>0</b>	<b>0</b>

**Table-22(2) C**  
**Block wise Details of Marketed Crops (Export)**

District	Block	Rambuttan		Pomegranate		Apple		Marathakkall	
		Qty (Kg)	Price	Qty (Kg)	Price	Qty (Kg)	Price	Qty (Kg)	Price
Idukki	Adimali	0	0	0	0	0	0	0	0
	Devikulam	0	0	0	0	0	0	159	2475
	Nedumkandam	0	0	0	0	0	0	0	0
	Elamdesom	0	0	0	0	0	0	0	0
	Idukki	0	0	0	0	0	0	0	0
	Kattappana	0	0	0	0	0	0	0	0
	Thodupuzha	0	0	0	0	0	0	0	0
	Azhutha	0	0	0	0	0	0	0	0
	<b>Block Total</b>	<b>0</b>	<b>0</b>	<b>0</b>	<b>0</b>	<b>0</b>	<b>0</b>	<b>159</b>	<b>2475</b>
	Thodupuzha(M)	0	0	0	0	0	0	0	0
<b>District Total</b>	<b>0</b>	<b>0</b>	<b>0</b>	<b>0</b>	<b>0</b>	<b>0</b>	<b>159</b>	<b>2475</b>	
Malappuram	Nilambur	0	0	0	0	0	0	0	0
	Wandoor	0	0	0	0	0	0	0	0
	Kalikav	0	0	0	0	0	0	0	0
	Perinthalmanna	0	0	0	0	0	0	0	0
	Mankada	0	0	0	0	0	0	0	0
	Malappuram	0	0	0	0	0	0	0	0
	Arikkode	0	0	0	0	0	0	0	0
	Kondotty	0	0	0	0	0	0	0	0
	Thirurangadi	0	0	0	0	0	0	0	0
	Thanur	0	0	0	0	0	0	0	0

Tirur	0	0	0	0	0	0	0	0	0
Kuttippuram	0	0	0	0	0	0	0	0	0
Vengara	0	0	0	0	0	0	0	0	0
Ponnani	0	0	0	0	0	0	0	0	0
Perumpadappu	0	0	0	0	0	0	0	0	0
<b>Block Total</b>	<b>0</b>	<b>0</b>	<b>0</b>	<b>0</b>	<b>0</b>	<b>0</b>	<b>0</b>	<b>0</b>	<b>0</b>
Malappuram (M)	0	0	0	0	0	0	0	0	0
Tirur (M)	0	0	0	0	0	0	0	0	0
Manjeri (M)	0	0	0	0	0	0	0	0	0
Ponnani (M)	0	0	0	0	0	0	0	0	0
Perinthalmanna (M)	0	0	0	0	0	0	0	0	0
Kottakkal(M)	0	0	0	0	0	0	0	0	0
Nilambur(M)	0	0	0	0	0	0	0	0	0
<b>Municipality Total</b>	<b>0</b>	<b>0</b>	<b>0</b>	<b>0</b>	<b>0</b>	<b>0</b>	<b>0</b>	<b>0</b>	<b>0</b>
<b>District Total</b>	<b>0</b>	<b>0</b>	<b>0</b>	<b>0</b>	<b>0</b>	<b>0</b>	<b>0</b>	<b>0</b>	<b>0</b>

GCPT 37/93/2016

**Table-22(2) C**  
**Block wise Details of Marketed Crops (Export)**

District	Block	Plums		Lemon small		Other Fruits	
		Qty (Kg)	Price	Qty (Kg)	Price	Qty (Kg)	Price
Idukki	Adimali	0	0	0	0	0	0
	Devikulam	0	0	580	20330	840634	16619025
	Nedumkandam	0	0	0	0	0	0
	Elamdesom	0	0	0	0	0	0
	Idukki	0	0	0	0	0	0
	Kattappana	0	0	0	0	0	0
	Thodupuzha	0	0	0	0	0	0
	Azhutha	0	0	0	0	0	0
	<b>Block Total</b>	<b>0</b>	<b>0</b>	<b>580</b>	<b>20330</b>	<b>840634</b>	<b>16619025</b>
	Thodupuzha(M)	0	0	0	0	0	0
<b>District Total</b>	<b>0</b>	<b>0</b>	<b>580</b>	<b>20330</b>	<b>840634</b>	<b>16619025</b>	
Malappuram	Nilambur	0	0	0	0	0	0
	Wandoor	0	0	0	0	0	0
	Kalikav	0	0	0	0	0	0
	Perinthalmanna	0	0	0	0	0	0
	Mankada	0	0	0	0	0	0
	Malappuram	0	0	0	0	0	0
	Arikkode	0	0	0	0	0	0
	Kondotty	0	0	0	0	0	0
	Thirurangadi	0	0	0	0	0	0
	Thanur	0	0	0	0	0	0

Tirur	0	0	0	0	0	0
Kuttippuram	0	0	0	0	0	0
Vengara	0	0	0	0	0	0
Ponnani	0	0	0	0	0	0
Perumpadappu	0	0	0	0	0	0
<b>Block Total</b>	<b>0</b>	<b>0</b>	<b>0</b>	<b>0</b>	<b>0</b>	<b>0</b>
Malappuram (M)	0	0	0	0	0	0
Tirur (M)	0	0	0	0	0	0
Manjeri (M)	0	0	0	0	0	0
Ponnani (M)	0	0	0	0	0	0
Perinthalmanna (M)	0	0	0	0	0	0
Kottakkal(M)	0	0	0	0	0	0
Nilambur(M)	0	0	0	0	0	0
<b>Municipality Total</b>	<b>0</b>	<b>0</b>	<b>0</b>	<b>0</b>	<b>0</b>	<b>0</b>
<b>District Total</b>	<b>0</b>	<b>0</b>	<b>0</b>	<b>0</b>	<b>0</b>	<b>0</b>

Table-22(2) D  
Block wise Details of Marketed Crops (Export)

District	Block	Eucalyptus		Kachura		Lemongrass		Khas-Khas		Chenganeerkizhangu	
		Qty (Kg)	Price	Qty (Kg)	Price	Qty (Kg)	Price	Qty (Kg)	Price	Qty (Kg)	Price
Idukki	Adimali	0	0	0	0	0	0	0	0	0	0
	Devikulam	0	0	0	0	4894	2467610	0	0	0	0
	Nedumkandam	0	0	0	0	0	0	0	0	0	0
	Elamdesom	0	0	0	0	0	0	0	0	0	0
	Idukki	0	0	0	0	0	0	0	0	0	0
	Kattappana	0	0	0	0	0	0	0	0	0	0
	Thodupuzha	0	0	0	0	0	0	0	0	0	0
	Azhutha	0	0	0	0	0	0	0	0	0	0
	<b>Block Total</b>	<b>0</b>	<b>0</b>	<b>0</b>	<b>0</b>	<b>4894</b>	<b>2467610</b>	<b>0</b>	<b>0</b>	<b>0</b>	<b>0</b>
	Thodupuzha(M)	0	0	0	0	0	0	0	0	0	0
	<b>District Total</b>	<b>0</b>	<b>0</b>	<b>0</b>	<b>0</b>	<b>4894</b>	<b>2467610</b>	<b>0</b>	<b>0</b>	<b>0</b>	<b>0</b>
Malappuram	Nilambur	0	0	0	0	0	0	0	0	0	0
	Wandoor	0	0	0	0	0	0	0	0	0	0
	Kalikav	0	0	0	0	0	0	0	0	0	0
	Perinthalmanna	0	0	0	0	0	0	0	0	0	0
	Mankada	0	0	0	0	0	0	0	0	0	0
	Malappuram	0	0	0	0	0	0	0	0	0	0
	Arikkode	0	0	0	0	0	0	0	0	0	0
	Kondotty	0	0	0	0	0	0	0	0	0	0
	Thirurangadi	0	0	0	0	0	0	0	0	0	0
	Thanur	0	0	0	0	0	0	0	0	0	0
	Tirur	0	0	0	0	0	0	0	0	0	0
	Kuttippuram	0	0	0	0	0	0	0	0	0	0
	Vengara	0	0	0	0	0	0	0	0	0	0
Ponnani	0	0	0	0	0	0	0	0	0	0	



Perumpadappu	0	0	0	0	0	0	0	0	0	0	0
<b>Block Total</b>	<b>0</b>	<b>0</b>	<b>0</b>	<b>0</b>	<b>0</b>	<b>0</b>	<b>0</b>	<b>0</b>	<b>0</b>	<b>0</b>	<b>0</b>
Malappuram (M)	0	0	0	0	0	0	0	0	0	0	0
Tirur (M)	0	0	0	0	0	0	0	0	0	0	0
Manjeri (M)	0	0	0	0	0	0	0	0	0	0	0
Ponnani (M)	0	0	0	0	0	0	0	0	0	0	0
Perinthalmanna (M)	0	0	0	0	0	0	0	0	0	0	0
Kottakkal(M)	0	0	0	0	0	0	0	0	0	0	0
Nilambur(M)	0	0	0	0	0	0	0	0	0	0	0
<b>Municipality Total</b>	<b>0</b>	<b>0</b>	<b>0</b>	<b>0</b>	<b>0</b>	<b>0</b>	<b>0</b>	<b>0</b>	<b>0</b>	<b>0</b>	<b>0</b>
<b>District Total</b>	<b>0</b>	<b>0</b>	<b>0</b>	<b>0</b>	<b>0</b>	<b>0</b>	<b>0</b>	<b>0</b>	<b>0</b>	<b>0</b>	<b>0</b>

**Table-22(2) D**  
**Block wise Details of Marketed Crops (Export)**

District	Block	Kasthuripesupar		Sweetflag		Malabarnut		Indianaloe		Chiretta plant		
		Qty (Kg)	Price	Qty (Kg)	Price	Qty (Kg)	Price	Qty (Kg)	Price	Qty (Kg)	Price	
Idukki	Adimali	0	0	0	0	0	0	0	0	0	0	
	Devikulam	0	0	0	0	0	0	0	0	0	0	
	Nedumkandam	0	0	0	0	0	0	0	0	0	0	
	Elamdesom	0	0	0	0	0	0	0	0	0	0	
	Idukki	0	0	0	0	0	0	0	0	0	0	
	Kattappana	0	0	0	0	0	0	0	0	0	0	
	Thodupuzha	0	0	0	0	0	0	0	0	0	0	
	Azhutha	0	0	0	0	0	0	0	0	0	0	
	<b>Block Total</b>		<b>0</b>	<b>0</b>	<b>0</b>	<b>0</b>	<b>0</b>	<b>0</b>	<b>0</b>	<b>0</b>	<b>0</b>	<b>0</b>
	Thodupuzha(M)		0	0	0	0	0	0	0	0	0	0
<b>District Total</b>		<b>0</b>	<b>0</b>	<b>0</b>	<b>0</b>	<b>0</b>	<b>0</b>	<b>0</b>	<b>0</b>	<b>0</b>	<b>0</b>	
Malappuram	Nilambur	0	0	0	0	0	0	0	0	0	0	
	Wandoor	0	0	0	0	0	0	0	0	0	0	
	Kalikav	0	0	0	0	0	0	0	0	0	0	
	Perinthalmanna	0	0	0	0	0	0	0	0	0	0	
	Mankada	0	0	0	0	0	0	0	0	0	0	
	Malappuram	0	0	0	0	0	0	0	0	0	0	
	Arikkode	0	0	0	0	0	0	0	0	0	0	
	Kondotty	0	0	0	0	0	0	0	0	0	0	
	Thirurangadi	0	0	0	0	0	0	0	0	0	0	
	Thanur	0	0	0	0	0	0	0	0	0	0	
	Tirur	0	0	0	0	0	0	0	0	0	0	
	Kuttippuram	0	0	0	0	0	0	0	0	0	0	
	Vengara	0	0	0	0	0	0	0	0	0	0	
Ponnani	0	0	0	0	0	0	0	0	0	0		

Perumpadappu	0	0	0	0	0	0	0	0	0	0	0
<b>Block Total</b>	<b>0</b>	<b>0</b>	<b>0</b>	<b>0</b>	<b>0</b>	<b>0</b>	<b>0</b>	<b>0</b>	<b>0</b>	<b>0</b>	<b>0</b>
Malappuram (M)	0	0	0	0	0	0	0	0	0	0	0
Tirur (M)	0	0	0	0	0	0	0	0	0	0	0
Manjeri (M)	0	0	0	0	0	0	0	0	0	0	0
Ponnani (M)	0	0	0	0	0	0	0	0	0	0	0
Perinthalmanna (M)	0	0	0	0	0	0	0	0	0	0	0
Kottakkal(M)	0	0	0	0	0	0	0	0	0	0	0
Nilambur(M)	0	0	0	0	0	0	0	0	0	0	0
<b>Municipality Total</b>	<b>0</b>	<b>0</b>	<b>0</b>	<b>0</b>	<b>0</b>	<b>0</b>	<b>0</b>	<b>0</b>	<b>0</b>	<b>0</b>	<b>0</b>
<b>District Total</b>	<b>0</b>	<b>0</b>	<b>0</b>	<b>0</b>	<b>0</b>	<b>0</b>	<b>0</b>	<b>0</b>	<b>0</b>	<b>0</b>	<b>0</b>

**Table-22(2) D**  
**Block wise Details of Marketed Crops (Export)**

District	Block	Cowitch		Holibasil		Moovila		Badinjan		Forest snake gourd		
		Qty (Kg)	Price	Qty (Kg)	Price	Qty (Kg)	Price	Qty (Kg)	Price	Qty (Kg)	Price	
Idukki	Adimali	0	0	0	0	0	0	0	0	0	0	
	Devikulam	0	0	0	0	0	0	0	0	90994	678035	
	Nedumkandam	0	0	0	0	0	0	0	0	0	0	
	Elamdesom	0	0	0	0	0	0	0	0	0	0	
	Idukki	0	0	0	0	0	0	0	0	0	0	
	Kattappana	0	0	0	0	0	0	0	0	0	0	
	Thodupuzha	0	0	0	0	0	0	0	0	0	0	
	Azhutha	0	0	0	0	0	0	0	0	0	0	
	<b>Block Total</b>	<b>0</b>	<b>0</b>	<b>0</b>	<b>0</b>	<b>0</b>	<b>0</b>	<b>0</b>	<b>0</b>	<b>0</b>	<b>90994</b>	<b>678035</b>
	Thodupuzha(M)	0	0	0	0	0	0	0	0	0	0	
<b>District Total</b>	<b>0</b>	<b>0</b>	<b>0</b>	<b>0</b>	<b>0</b>	<b>0</b>	<b>0</b>	<b>0</b>	<b>0</b>	<b>90994</b>	<b>678035</b>	
Malappuram	Nilambur	0	0	0	0	0	0	0	0	0	0	
	Wandoor	0	0	0	0	0	0	0	0	0	0	

Kalikav	0	0	0	0	0	0	0	0	0	0	0
Perinthalmanna	0	0	0	0	0	0	0	0	0	0	0
Mankada	0	0	0	0	0	0	0	0	0	0	0
Malappuram	0	0	0	0	0	0	0	0	0	0	0
Arikkode	0	0	0	0	0	0	0	0	0	0	0
Kondotty	0	0	0	0	0	0	0	0	0	0	0
Thirurangadi	0	0	0	0	0	0	0	0	0	0	0
Thanur	0	0	0	0	0	0	0	0	0	0	0
Tirur	0	0	0	0	0	0	0	0	0	0	0
Kuttippuram	0	0	0	0	0	0	0	0	0	0	0
Vengara	0	0	0	0	0	0	0	0	0	0	0
Ponnani	0	0	0	0	0	0	0	0	0	0	0
Perumpadappu	0	0	0	0	0	0	0	0	0	0	0
<b>Block Total</b>	<b>0</b>	<b>0</b>	<b>0</b>	<b>0</b>	<b>0</b>	<b>0</b>	<b>0</b>	<b>0</b>	<b>0</b>	<b>0</b>	<b>0</b>
Malappuram (M)	0	0	0	0	0	0	0	0	0	0	0
Tirur (M)	0	0	0	0	0	0	0	0	0	0	0
Manjeri (M)	0	0	0	0	0	0	0	0	0	0	0
Ponnani (M)	0	0	0	0	0	0	0	0	0	0	0
Perinthalmanna (M)	0	0	0	0	0	0	0	0	0	0	0
Kottakkal(M)	0	0	0	0	0	0	0	0	0	0	0
Nilambur(M)	0	0	0	0	0	0	0	0	0	0	0
<b>Municipality Total</b>	<b>0</b>	<b>0</b>	<b>0</b>	<b>0</b>	<b>0</b>	<b>0</b>	<b>0</b>	<b>0</b>	<b>0</b>	<b>0</b>	<b>0</b>
<b>District Total</b>	<b>0</b>	<b>0</b>	<b>0</b>	<b>0</b>	<b>0</b>	<b>0</b>	<b>0</b>	<b>0</b>	<b>0</b>	<b>0</b>	<b>0</b>

**Table-22(2) E**  
**Block wise Details of Marketed Crops (Export)**

District	Block	Aracanut		Betelleaf		Cinamon		Clove	
		Qty (Kg)	Price	Qty (Kg)	Price	Qty (Kg)	Price	Qty (Kg)	Price
Idukki	Adimali	2250	88180	0	0	0	0	3600	2521050
	Devikulam	1213470	48501615	0	0	0	0	60	39060
	Nedumkandam	220	9150	50	5640	0	0	20	14420
	Elamdesom	1045	41705	375	46230	0	0	0	0
	Idukki	7779	304740	15	1760	0	0	411	287460
	Kattappana	492	20495	50	6270	4	1240	301	202885
	Thodupuzha	13	525	0	0	0	0	0	0
	Azhutha	15	630	0	0	0	0	0	0
	<b>Block Total</b>	<b>1225284</b>	<b>48967040</b>	<b>490</b>	<b>59900</b>	<b>4</b>	<b>1240</b>	<b>4392</b>	<b>3064875</b>
	Thodupuzha(M)	61	2365	0	0	0	0	0	0
<b>District Total</b>	<b>1225345</b>	<b>48969405</b>	<b>490</b>	<b>59900</b>	<b>4</b>	<b>1240</b>	<b>4392</b>	<b>3064875</b>	
Malappuram	Nilambur	0	0	0	0	0	0	0	0
	Wandoor	0	0	0	0	0	0	0	0
	Kalikav	0	0	0	0	0	0	0	0
	Perinthalmanna	0	0	0	0	0	0	0	0
	Mankada	0	0	0	0	0	0	0	0
	Malappuram	0	0	0	0	0	0	0	0
	Arikkode	0	0	0	0	0	0	0	0
	Kondotty	0	0	0	0	0	0	0	0
	Thirurangadi	0	0	0	0	0	0	0	0
	Thanur	0	0	0	0	0	0	0	0
	Tirur	0	0	0	0	0	0	0	0
Kuttippuram	0	0	0	0	0	0	0	0	

Vengara	0	0	0	0	0	0	0	0	0
Ponnani	0	0	0	0	0	0	0	0	0
Perumpadappu	0	0	0	0	0	0	0	0	0
<b>Block Total</b>	<b>0</b>	<b>0</b>	<b>0</b>	<b>0</b>	<b>0</b>	<b>0</b>	<b>0</b>	<b>0</b>	<b>0</b>
Malappuram (M)	0	0	0	0	0	0	0	0	0
Tirur (M)	0	0	0	0	0	0	0	0	0
Manjeri (M)	0	0	0	0	0	0	0	0	0
Ponnani (M)	0	0	0	0	0	0	0	0	0
Perinthalmanna (M)	0	0	0	0	0	0	0	0	0
Kottakkal(M)	0	0	0	0	0	0	0	0	0
Nilambur(M)	0	0	0	0	0	0	0	0	0
<b>Municipality Total</b>	<b>0</b>	<b>0</b>	<b>0</b>	<b>0</b>	<b>0</b>	<b>0</b>	<b>0</b>	<b>0</b>	<b>0</b>
<b>District Total</b>	<b>0</b>	<b>0</b>	<b>0</b>	<b>0</b>	<b>0</b>	<b>0</b>	<b>0</b>	<b>0</b>	<b>0</b>

**Table-22(2) E**  
**Block wise Details of Marketed Crops (Export)**

District	Block	Vanila		Ginger		Mango ginger		Nutmeg	
		Qty (Kg)	Price	Qty (Kg)	Price	Qty (Kg)	Price	Qty (Kg)	Price
Idukki	Adimali	0	0	2371	129595	0	0	4680	1356800
	Devikulam	0	0	40	2105	0	0	11710	3302220
	Nedumkandam	0	0	0	0	0	0	35	10515
	Elamdesom	0	0	0	0	0	0	227	68945
	Idukki	128	6820	2407	131195	35	375	425	126975
	Kattappana	58	2825	0	0	0	0	0	0
	Thodupuzha	0	0	9	510	0	0	0	0
	Azhutha	0	0	0	0	0	0	0	0
	<b>Block Total</b>	<b>184</b>	<b>9645</b>	<b>4827</b>	<b>263405</b>	<b>35</b>	<b>375</b>	<b>17077</b>	<b>4865255</b>
	Thodupuzha(M)	0	0	0	0	0	0	0	0
<b>District Total</b>	<b>184</b>	<b>9645</b>	<b>4827</b>	<b>263405</b>	<b>35</b>	<b>375</b>	<b>17077</b>	<b>4865255</b>	
Malappuram	Nilambur	0	0	0	0	0	0	0	0
	Wandoor	0	0	0	0	0	0	0	0
	Kalikkav	0	0	0	0	0	0	0	0
	Perinthalmanna	0	0	0	0	0	0	0	0
	Mankada	0	0	0	0	0	0	0	0
	Malappuram	0	0	0	0	0	0	0	0
	Arikkode	0	0	0	0	0	0	0	0
	Kondotty	0	0	0	0	0	0	0	0
	Thirurangadi	0	0	0	0	0	0	0	0
	Thanur	0	0	0	0	0	0	0	0
Tirur	0	0	0	0	0	0	0	0	

Kuttippuram	0	0	0	0	0	0	0	0	0
Vengara	0	0	0	0	0	0	0	0	0
Ponnani	0	0	0	0	0	0	0	0	0
Perumpadappu	0	0	0	0	0	0	0	0	0
<b>Block Total</b>	<b>0</b>	<b>0</b>	<b>0</b>	<b>0</b>	<b>0</b>	<b>0</b>	<b>0</b>	<b>0</b>	<b>0</b>
Malappuram (M)	0	0	0	0	0	0	0	0	0
Tirur (M)	0	0	0	0	0	0	0	0	0
Manjeri (M)	0	0	0	0	0	0	0	0	0
Ponnani (M)	0	0	0	0	0	0	0	0	0
Perinthalmanna (M)	0	0	0	0	0	0	0	0	0
Kottakkal(M)	0	0	0	0	0	0	0	0	0
Nilambur(M)	0	0	0	0	0	0	0	0	0
<b>Municipality Total</b>	<b>0</b>	<b>0</b>	<b>0</b>	<b>0</b>	<b>0</b>	<b>0</b>	<b>0</b>	<b>0</b>	<b>0</b>
<b>District Total</b>	<b>0</b>	<b>0</b>	<b>0</b>	<b>0</b>	<b>0</b>	<b>0</b>	<b>0</b>	<b>0</b>	<b>0</b>



**Table-22(2) E**  
**Block wise Details of Marketed Crops (Export)**

District	Block	Pepper		Turmeric		Tamarind		Cardamom	
		Qty (Kg)	Price	Qty (Kg)	Price	Qty (Kg)	Price	Qty (Kg)	Price
Idukki	Adimali	783178	155524495	1	30	518	10095	56580	28138100
	Devikulam	1448015	289241270	94	2830	58	1110	2030	976050
	Nedumkandam	649	127825	0	0	0	0	6680	3376990
	Elamdesom	35	7190	0	0	0	0	0	0
	Idukki	17297	3358105	314	9050	670	13450	1015	502780
	Kattappana	10644	2157735	30	960	0	0	84245	41478995
	Thodupuzha	0	0	0	0	0	0	0	0
	Azhutha	246	52675	0	0	0	0	4288	2168470
	<b>Block Total</b>	<b>2260084</b>	<b>450469095</b>	<b>439</b>	<b>12870</b>	<b>1246</b>	<b>24655</b>	<b>154816</b>	<b>76641365</b>
	Thodupuzha(M)	0	0	0	0	0	0	0	0
<b>District Total</b>	<b>2260084</b>	<b>450469095</b>	<b>439</b>	<b>12870</b>	<b>1246</b>	<b>24655</b>	<b>154816</b>	<b>76641365</b>	
Malappuram	Nilambur	0	0	0	0	0	0	0	0
	Wandoor	0	0	0	0	0	0	0	0
	Kalikav	0	0	0	0	0	0	0	0
	Perinthalmanna	0	0	0	0	0	0	0	0
	Mankada	0	0	0	0	0	0	0	0
	Malappuram	0	0	0	0	0	0	0	0
	Arikkode	0	0	0	0	0	0	0	0
	Kondotty	0	0	0	0	0	0	0	0
	Thirurangadi	0	0	0	0	0	0	0	0
	Thanur	0	0	0	0	0	0	0	0
Tirur	0	0	0	0	0	0	0	0	

	Kuttippuram	0	0	0	0	0	0	0	0
	Vengara	0	0	0	0	0	0	0	0
	Ponnani	0	0	0	0	0	0	0	0
	Perumpadappu	0	0	0	0	0	0	0	0
	<b>Block Total</b>	<b>0</b>	<b>0</b>	<b>0</b>	<b>0</b>	<b>0</b>	<b>0</b>	<b>0</b>	<b>0</b>
	Malappuram (M)	0	0	0	0	0	0	0	0
	Tirur (M)	0	0	0	0	0	0	0	0
	Manjeri (M)	0	0	0	0	0	0	0	0
	Ponnani (M)	0	0	0	0	0	0	0	0
	Perinthalmanna (M)	0	0	0	0	0	0	0	0
	Kottakkal(M)	0	0	0	0	0	0	0	0
	Nilambur(M)	0	0	0	0	0	0	0	0
	<b>Municipality Total</b>	<b>0</b>	<b>0</b>	<b>0</b>	<b>0</b>	<b>0</b>	<b>0</b>	<b>0</b>	<b>0</b>
	<b>District Total</b>	<b>0</b>	<b>0</b>	<b>0</b>	<b>0</b>	<b>0</b>	<b>0</b>	<b>0</b>	<b>0</b>

**Table-22(2) E**  
**Block wise Details of Marketed Crops (Export)**

District	Block	Sarvasugandhi		Garlic		Coriander	
		Qty (Kg)	Price	Qty (Kg)	Price	Qty (Kg)	Price
Idukki	Adimali	0	0	0	0	0	0
	Devikulam	0	0	858871	60222720	642	6275
	Nedumkandam	0	0	0	0	0	0
	Elamdesom	0	0	0	0	0	0
	Idukki	0	0	0	0	0	0
	Kattappana	30	20895	0	0	0	0
	Thodupuzha	0	0	0	0	0	0
	Azhutha	0	0	0	0	0	0
	<b>Block Total</b>	<b>30</b>	<b>20895</b>	<b>858871</b>	<b>60222720</b>	<b>642</b>	<b>6275</b>
	Thodupuzha(M)	0	0	0	0	0	0
	<b>District Total</b>	<b>30</b>	<b>20895</b>	<b>858871</b>	<b>60222720</b>	<b>642</b>	<b>6275</b>
Malappuram	Nilambur	0	0	0	0	0	0
	Wandoor	0	0	0	0	0	0
	Kalikav	0	0	0	0	0	0
	Perinthalmanna	0	0	0	0	0	0
	Mankada	0	0	0	0	0	0
	Malappuram	0	0	0	0	0	0
	Arikkode	0	0	0	0	0	0
	Kondotty	0	0	0	0	0	0
	Thirurangadi	0	0	0	0	0	0
	Thanur	0	0	0	0	0	0
	Tirur	0	0	0	0	0	0
Kuttippuram	0	0	0	0	0	0	

Vengara	0	0	0	0	0	0
Ponnani	0	0	0	0	0	0
Perumpadappu	0	0	0	0	0	0
<b>Block Total</b>	<b>0</b>	<b>0</b>	<b>0</b>	<b>0</b>	<b>0</b>	<b>0</b>
Malappuram (M)	0	0	0	0	0	0
Tirur (M)	0	0	0	0	0	0
Manjeri (M)	0	0	0	0	0	0
Ponnani (M)	0	0	0	0	0	0
Perinthalmanna (M)	0	0	0	0	0	0
Kottakkal(M)	0	0	0	0	0	0
Nilambur(M)	0	0	0	0	0	0
<b>Municipality Total</b>	<b>0</b>	<b>0</b>	<b>0</b>	<b>0</b>	<b>0</b>	<b>0</b>
<b>District Total</b>	<b>0</b>	<b>0</b>	<b>0</b>	<b>0</b>	<b>0</b>	<b>0</b>

Table-22(2) F  
Block wise Details of Marketed Crops (Export)

District	Block	Tea		Coffee		Rubber		Grantees		Other Plantation Crops	
		Qty (Kg)	Price	Qty (Kg)	Price	Qty (Kg)	Price	Qty (Kg)	Price	Qty (Kg)	Price
Idukki	Adimali	0	0	6826	538885	57301	8515130	0	0	0	0
	Devikulam	0	0	79934	6331150	8536	1297610	55730	8628030	338700	10781785
	Nedumkandam	0	0	380	30670	0	0	0	0	0	0
	Elamdesom	0	0	30	2265	21187	3189870	0	0	0	0
	Idukki	4070	41935	8822	681010	430	62115	0	0	0	0
	Kattappana	81450	815585	28270	2306735	2340	351000	0	0	0	0
	Thodupuzha	0	0	7	545	5976	886690	0	0	0	0
	Azhutha	20540	209870	1321	110380	45410	6640515	0	0	0	0
	<b>Block Total</b>	<b>106060</b>	<b>1067390</b>	<b>125590</b>	<b>10001640</b>	<b>141180</b>	<b>20942930</b>	<b>55730</b>	<b>8628030</b>	<b>338700</b>	<b>10781785</b>
	Thodupuzha(M)	0	0	37	3135	180	28890	18140	8.4E+07	0	0
<b>District Total</b>	<b>106060</b>	<b>1067390</b>	<b>125627</b>	<b>10004775</b>	<b>141360</b>	<b>20971820</b>	<b>73870</b>	<b>7.2E+07</b>	<b>338700</b>	<b>10781785</b>	
Malappuram	Nilambur	0	0	0	0	0	0	0	0	0	0
	Wandoor	0	0	0	0	0	0	0	0	0	0
	Kalikav	0	0	0	0	0	0	0	0	0	0
	Perinthalmanna	0	0	0	0	0	0	0	0	0	0
	Mankada	0	0	0	0	0	0	0	0	0	0
	Malappuram	0	0	0	0	0	0	0	0	0	0
	Arikkode	0	0	0	0	0	0	0	0	0	0
	Kondotty	0	0	0	0	0	0	0	0	0	0
	Thirurangadi	0	0	0	0	0	0	0	0	0	0
	Thanur	0	0	0	0	0	0	0	0	0	0
	Tirur	0	0	0	0	0	0	0	0	0	0
	Kuttippuram	0	0	0	0	0	0	0	0	0	0
	Vengara	0	0	0	0	0	0	0	0	0	0

	Ponnani	0	0	0	0	0	0	0	0	0	0
	Perumpadappu	0	0	0	0	0	0	0	0	0	0
	<b>Block Total</b>	<b>0</b>	<b>0</b>	<b>0</b>	<b>0</b>	<b>0</b>	<b>0</b>	<b>0</b>	<b>0</b>	<b>0</b>	<b>0</b>
	Malappuram (M)	0	0	0	0	0	0	0	0	0	0
	Tirur (M)	0	0	0	0	0	0	0	0	0	0
	Manjeri (M)	0	0	0	0	0	0	0	0	0	0
	Ponnani (M)	0	0	0	0	0	0	0	0	0	0
	Perinthalmanna (M)	0	0	0	0	0	0	0	0	0	0
	Kottakkal(M)	0	0	0	0	0	0	0	0	0	0
	Nilambur(M)	0	0	0	0	0	0	0	0	0	0
	<b>Municipality Total</b>	<b>0</b>	<b>0</b>	<b>0</b>	<b>0</b>	<b>0</b>	<b>0</b>	<b>0</b>	<b>0</b>	<b>0</b>	<b>0</b>
	<b>District Total</b>	<b>0</b>	<b>0</b>	<b>0</b>	<b>0</b>	<b>0</b>	<b>0</b>	<b>0</b>	<b>0</b>	<b>0</b>	<b>0</b>







45

011

Printed & Published  
Department of Economics & Statistics, Kerala.  
Fax: 0471-2305317, E-mail: [ecostatdir@gmail.com](mailto:ecostatdir@gmail.com), web: [ecostat.kerala.gov.in](http://ecostat.kerala.gov.in)

GCPT