

Draft

Report


on

***Basic Statistics for Local Level
Development (BSLLD)***

Pilot Study


in

Urban Areas



Contents

Executive Summary	1
Chapter 1: Introduction	3
Chapter 2: Pilot Study	7
Chapter 3: Source-wise Analysis of Availability of Information	17
Chapter 4: Feedback from States on Pilot Study - General Aspects	33
Chapter 5: Feedback from States on Pilot Study - Block-wise	40
Chapter 6: Recommendations	178
<i>Annexure I: Schedule of Enquiry used in the Pilot</i>	
<i>Annexure II: Revised Schedule of Enquiry</i>	



EXECUTIVE SUMMARY

1. While on the advice of Planning Commission, a pilot study on Basic Statistics for Local Level Development (BSLLD) in Rural areas was underway, the Ministry of Panchayati Raj (MOPR) desired that, for the purpose of district planning, the proposed scheme of pilot in rural areas may include urban area also. Subsequently, in a meeting of the Secretaries of Urban Development (UD), Housing and Urban Poverty Alleviation (HUPA) and Ministry of Statistics and Programme Implementation, on 5th October, 2011 it was decided that the scheme BSLLD, pilot will be implemented in urban areas as well.
2. The Steering Committee under the Chairmanship of Director General, CSO, constituted as a central level coordination mechanism for BSLLD pilot study in rural areas, formed a subcommittee under the Chairmanship of the DDG, SSD (BSLLD). The subcommittee was represented both by Central Government and State Governments. The schedule for pilot was developed after detailed discussion with the Directorates of Economics and Statistics (DES) of State Governments and Central and State Line Ministries/ Departments which includes Ministry of Urban Development and Ministry of Housing and Poverty Alleviation (HUPA).
3. The principal objectives of the pilot study, as were in the case of rural pilot, were - i) to explore feasibility of introducing a system, pre-designed in the form, to re-organize, augment and improve existing recording and registration system leading to consolidation and preparation of databases for providing crucial inputs for micro level planning for the urban areas in the country; ii) and to pre-test some common-to-all data-capturing schedules, while identifying the sources of data, data environment, intermediate outputs and effective compilation tools for mainstreaming the results; and iii) to identify the compiler who can be entrusted with the work of preparation of databases.
4. The pilot study, commissioned in 2013-14, has been implemented through the State Statistical Bureaux or the Directorates of Economics and Statistics (DES) of States/UTs.

5. Though funds were released to 27 States/UTs, since States of Punjab and Union Territory of Chandigarh did not start the work and the erstwhile Andhra Pradesh split into two States Andhra Pradesh and Telangana, and both participated in the pilot, total 26 States/UTs took part in the pilot.

6. The pilot covered a total number of 82 towns and covering 1198 wards. A total funds of Rs. 1.69 crore has been released to 26 States/UTs for the pilot.

7. The Schedule, used in the pilot, comprises two parts viz. Schedule A - meant for compiling information at the level of Wards, comprising 19 blocks; and Schedule B - for compiling information at the town level, comprising 14 blocks on items of information on a wide range of areas.

8. Based on the experience of pilot, a few recommendations are made (details are in Chapter 6)

Chapter 1

Introduction

Decentralisation of planning, though enshrined in our Constitution since its inception, received considerable significance with the passage of 73rd and 74th amendments to the Constitution in 1992. The amendments provided the much desired constitutional status on rural (Panchayats) and urban (Municipalities and Nagar Palikas) local governance institutions, defined their functional domains and provided for financial devolution to these institutions.

The involvement of Panchayats and Municipalities in the planning process has been stressed upon, time and again, for efficient utilization of resources and for more equitable sharing of fruits of development. Decentralisation of planning is needed also because planning requires not only the broad policy frameworks but also the detailed decision making processes. The success of decision making process rests on availability of data and information which may be available at the level for which decisions are being made. No amount of planning can succeed unless there is commitment of stakeholders in it. The decentralization of planning invites participation of people which, in turn, ensures the commitment of people.

The presence of a robust information system is crucial for a decentralized planning process. The information system helps the planners to assess the needs of different regions to which planning can be more responsive and timely. In the absence of a good information system, local situation and local needs are not suitably reflected in the policy formulation, and a uniform policy is adopted at national or state level which may not serve the intended purpose of ground level development.

Realizing the importance and need of an information system and the local level development statistics, the National Statistical Commission, under the chairmanship of Dr. C. Rangarajan, dwelt upon the issue comprehensively. The Commission emphasised

the need for identification of a set of core variables/indicators on which statistical data should be compiled and aggregated at appropriate levels - and the same should be analysed and published at regular intervals. The Commission recommended that a Committee of Experts, comprising representatives from the concerned agencies, might be constituted to revisit the area of local level development statistics, and to suggest a minimum list of variables on which data need to be collected at the local level for rural areas.

2. Initiative for BSLLD Urban Pilot

A High Level Committee under the chairmanship of Prof. Abhijit Sen, constituted by Ministry of Statistics and Programme Implementation, in follow up of the recommendations of National Statistical Commission (2001), in its report on basic statistics for local level development provided a conceptual framework for developing a system of compilation of statistics originating from PRIs in rural sector. **The report, however, made no recommendation for urban sector.** The Ministry of Statistics and Programme Implementation, accordingly, planned to introduce a Centrally Sponsored Scheme to help State/ UT governments in developing their own district centric databases for rural areas with feeder lines connected to each PRI within the administrative control of the district as recommended by the Abhijit Sen Committee.

In 2008, however, the Planning Commission advised the Ministry to conduct a large scale Pilot Study to identify data sources and data compiler for the proposed Centrally Sponsored Scheme. In this backdrop, MOSPI launched a Pilot Scheme on BSLLD in rural areas in 32 States/UTs excluding Delhi, Goa and Chandigarh for capturing data related to the reference year 2008-09. The Pilot Study was started in the year 2009-10. Subsequently two more phases of rural pilot took place and a feasibility report of Basic Statistics for Local Level Development in rural areas has been released in 2014. A copy of the report is available on the website of Ministry of Statistics and Programme Implementation (MOSPI).

Link: [www.mospi.gov.in\(http://mospi.nic.in/Mospi_New/upload/lld_data_13jan12/Report_pilot_study_RuralAreas11sept14.pdf\)](http://www.mospi.gov.in(http://mospi.nic.in/Mospi_New/upload/lld_data_13jan12/Report_pilot_study_RuralAreas11sept14.pdf))

Based on the findings of the first phase of pilot study, a report titled as "Cross-Sectional Synthesis Report on Pilot Scheme of Basic Statistics for Local (Village) Level Development" was brought out in March, 2011, and an EFC was prepared and sent to various Ministries for comments. The Ministry of Panchayati Raj being nodal Ministry for district planning desired that, for the purpose of district planning, the proposed scheme of pilot in rural areas may include urban. Subsequently, in a meeting of the Secretaries of Urban Development (UD), Housing and Urban Poverty Alleviation (HUPA) and Ministry of Statistics and Programme Implementation, on 5th October, 2011, it was decided that the pilot scheme on BSLLD will be implemented in urban areas as well.

3. Conduct of the Pilot Study

As it was decided to conduct a pilot study for BSLLD in urban areas, the existing Steering Committee under the Chairmanship of DG, CSO has been strengthened by inclusion of officers from Ministry of Urban Development (MOUD), Ministry of Housing and Poverty Alleviation (HUPA), and Town and Country Planning Department (TCP). This Steering committee has formed a sub-committee under the chairmanship of DDG, SSD (BSLLD) to develop a data compilation instrument (Schedule) for the BSLLD pilot urban. The members of the subcommittee were picked up from the existing representatives of the Steering committee taking equal proportion from both Central Government line Ministries and State Governments. After few rounds detailed discussion with the Directorates of Economics & Statistics (DES) of State Governments and Central & State Line Ministries/Departments which includes MOUD and HUPA, the schedule for pilot was developed.

The pilot was commissioned in 27 States/ UTs in 2013-14. Subsequently, since the State of Punjab and Union Territory of Chandigarh did not start the work, and the erstwhile Andhra Pradesh split into two States Andhra Pradesh and Telangana and both participated in the pilot, a total 26 States/UTs took part in the pilot. In these 26 States/UTs 1298 wards were covered from 82 towns. This report is based on the experience of Pilot Study on BSLLD in urban areas by analysing the compiled data and feedback received from the States/ UTs. While preparing the report, experience gained through field visits by the officers from the CSO have also been taken care of.

It is expected that this report will be useful for formulating a wide-ranging plan scheme for all the States/ UTs for supporting the local bodies and other agencies to collect and compile the local level statistics on regular basis and call out the ward/ town level information on each of the identified core variables. The report highlights experiences of States/ UTs from the existing procedure followed for recording data by local level functionaries. The instrument for compiling the data and the compiler have been identified. It is envisaged that this report will help for formulating an appropriate scheme to mention about actual purpose of the scheme which will inter-alia take into account weaknesses of the local level system in urban areas in various parts of the country.

The report contains the following chapters: Chapter 2 deals with Pilot Study, its coverage and schedules of enquiry; Chapter 3 deals with the source-wise analysis of availability of information; Chapter 4 is on the consolidated feedback from States/UTs on General aspects of the pilot study, Chapter 5 is about consolidated feedback on block-wise and item-wise availability of information at ward and town level and Chapter 6 contains recommendations.

Chapter 2

Pilot Study

Objectives of the Pilot Study

The principal objectives of the pilot study, as were in the case of rural pilot, are -
i) to explore feasibility of introducing a system, pre-designed in the form, to re-organize, augment and improve existing recording and registration system leading to consolidation and preparation of databases for providing crucial inputs for micro level planning for the urban areas in the country; ii) and to pre-test some common-to-all data-capturing schedules, while identifying the sources of data, data environment, intermediate outputs and effective compilation tools for mainstreaming the results, and iii) to identify the compiler who can be entrusted with the work of preparation of databases.

2. Implementation of the Pilot Study

The pilot study, commissioned in 2013-14, has been implemented through the State Statistical Bureaux or the Directorates of Economics and Statistics (DES) of States/UTs. Presently, some statistics are collected by officials of local bodies, Anganwadi workers, teachers etc. on regular basis and maintained in records. The State Statistical Agencies either have got the data compiled by officials of Local Bodies like Municipalities, or they have engaged persons on contract and paid them an honorarium for filling up the 'ward schedule' and "town schedule" per the prescribed guidelines/ instructions.

3. Methodology, Scope and Coverage:

The pilot study was commissioned in 2013-14. The proposals were invited from States/UTs for undertaking the pilot study in urban areas. States/ UTs were requested to select 3-4 small/ medium towns or cities, keeping in view the heterogeneity and

operational convenience, covering total around 55-60 wards. It was suggested that different classes of towns may be selected for this purpose and also a few wards may be taken from bigger cities also.

Proposals were received from 27 States/UTs and the funds were released to them in 2013-14. Subsequently, since State of Punjab and UT of Chandigarh could not start the work and the new State Telangana which came into existence participated in the pilot also with Andhra Pradesh, the number of States/ UTs, which participated in the study, became 26. A total of 1198 wards from 82 towns have been covered in the pilot study. Total funds amounting Rs. 1.69 crores have been released to States/UTs.

The coverage in the Pilot Study by different States/UTs is as under.

**Districts, towns and number of wards covered in
Pilot Study on BSLLD in Urban Areas**

Sl. No.	Name of State/ UT	Name of Town	District Name	Class of Town	Number of Wards
1	Andhra Pradesh	Srikakulam,	Chittoor	1	17
		Madanapalli,	Chittoor	1	17
2	Arunachal Pradesh	Namgai	NA	4	1
		Changlang,	Changlang	5	1
		Sagalee	Papum Pare	6	1
3	Assam	Jorhat,	Jorhat	1	19
		Nalbari	Nalbari	3	12
		Hojai	Nagaon	3	19
4	Bihar	Bettiah	West Champaran	1	39
		Katihar	Katihar	1	28
		Samastipur	Samastipur	2	24
5	Chhattisgarh	Kanker	Kanker	3	18
		Tilda	Raipur	3	18
		Ratanpur	Bilaspur	3	15
		Raipur	Raipur	1	5
6	Delhi	Shahdara	North East	1	20
7	Gujarat	Vijaypur	Mehsana	2	7
		Sanand	Ahmadabad	2	9
		Sihor	Bhavnagar	2	9
		Karjan	Vadodara	3	9
Sl. No.	Name of State/ UT	Name of Town	District Name	Class of Town	Number of Wards

8	Haryana	Nilokheri	Karnal	4	13
		Hansi	Hisar	2	25
		Barwala	Hisar	3	19
		Karnal	Karnal	1	5
9	Himachal Pradesh	Shimla	Shimla	1	25
		Dharamshala	kangra	3	14
		Solan	Solan	3	13
		Una	Una	4	11
10	Karnataka	Udupi	Belgaum	1	35
		Chikkodi	Belgaum	3	23
		Gudibande	Chikkaballapur	5	11
11	Kerala	Pala Municipality	Kottayam		55
		Chittor Municipality	Palakkad		
		Kozhikode Corporation	Kozhikoce	MC	10
12	Lakshadweep		Lakshadweep	2	6
13	Maharashtra	Shirpur	Dhule	2	4
		Bhadravati	Chandrapur	2	3
		Sawantwadi	Sindhudurg	3	1
		Ambad	Jalna	3	2
14	Manipur	Lamlai Nagar Panchayat,	Imphal East	6	9
		Imphal MC	Imphal	1	27
		Bishnupur MC	Bishnupur	4	12
		Thoubal MC	Thoubal	3	18
15	Meghalaya	Tura	West Garo Hills	2	11
		Williamnagar	East Garo Hills	3	10
		Resubelpara	North Garo Hills	4	13
16	Mizoram	Mamit	Mamit	5	5
		Kolasib	Kolasib	3	10
		Serchhip	NA	3	6
		Hnahthial	Lunglei	5	2
17	Nagaland	Medziphema	Dimapur	5	9
		Mon	Mon	3	11
		Tuensang	Tuensang	3	15
		Wokha	Wokha	3	15
18	Odisha	Khordha Municipality	Khordha	3	22
		Hirakud	Sambalpur	3	17
		Gopalpur	Ganjam	5	11
19	Rajasthan	Laxmangarh	Sikar	4	30
		Reengas	Sikar	6	20
		Niwai	Tonk	3	25
		Uniyara	Tonk	6	15
Sl. No.	Name of State/ UT	Name of Town	District Name	Class of Town	Number of Wards

20	Sikkim	Gangtok	East Sikkim District	1	15
		Sinttam	East Sikkim District	5	5
		Ranpo	East Sikkim District	4	5
		Namchi	South Sikkim District	4	7
21	Tamil Nadu	Perungalathur	Kanchipuram	3	15
		Kaverpakkam	Kanchipuram	4	15
22	Telangana	Armur	Nizamabad	2	23
23	Tripura	Kailashahar NP	Unakoti	3	15
		Ambassa NP	Dhalai	4	11
		Udaipur NP	Gomati	3	19
24	Uttar Pradesh	Nawabganj	Bara Banki	2	25
		Ramnagar	Bara Banki	4	11
		Satarikh	Bara Banki	4	11
		Sidhaur	Bara Banki	4	11
25	Uttarakhand	Rishikesh	Dehradun	1	20
		Dogadda	Garhwal	6	4
		Haldwani cum Kathgodam	Nainital	1	36
		Roorkee	Hardwar	1	20
26	West Bengal	Dankuni	Hoogly	1	19
		Bhadreswar	Hoogly	1	20
		Tarakeswar	Hoogly	3	15
	Total				

4. Schedules of Enquiry

For developing the schedules of enquiry, a subcommittee was formed under the chairmanship of Deputy Director General, Social Statistics Division, CSO was formed. The committee was represented both by Central Government and State Governments. After detailed discussion with the Directorates of Economics and Statistics (DES) of State Governments and Central and State Line Ministries/ Departments, including Ministry of Urban Development and Ministry of Housing and Poverty Alleviation (HUPA), the schedule for pilot was developed.

The Schedule, used in the pilot, comprises two parts viz. Schedule A - meant for compiling information at the level of Wards, comprises 19 blocks; and Schedule B - for

compiling information at the town level, comprises 14 blocks. It was presumed that data available with local bodies would be a major source. Data was to be compiled on annual basis.

The Schedule consisted of the following blocks of information categories:

Schedule A - for Wards

1. Block-0.1: Descriptive identification of the ward
2. Block-1: Particulars of data recording
3. Block-2: Availability of some basic facilities (only for Slums)
4. Block 3 : Ward Infrastructure
5. Block 4: Distance from the nearest facility
6. Block 5: Demographic information
7. Block 6 : Morbidity, Disability and Family Planning
8. Block 7: Health facilities
9. Block 8: Health manpower
10. Block 9: Education
11. Block 10: Livestock and poultry
12. Block 11: Number of storage and marketing outlets
13. Block 12: Employment status (employment - unemployment) of the ward
14. Block 13: Other social indicators
15. Block 14: Industries and business
16. Block 15: Water supply details
17. Block 16: Availability Of waste water treatment and drainage facilities (Industrial) etc.
18. Block 17: Housing distribution of households
19. Block 18: Land ownership and rate
20. Block-19: Urban heritage

Schedule-B- For the Town/City/Metropolitan City

21. Block 20: Land utilization
22. Block 21 : Migration
23. Block 22 : Information on casualty due to disasters and epidemic
24. Block 23 : Water supply details
25. Block 24 : Availability Of waste water treatment facilities etc.
26. Block 25: Solid waste management
27. Block 26: Housing distribution of households
28. Block 27 : Land ownership and rate
29. Block 28 : Large Projects (More than Rs.100 Crore) implemented/ completed/ proposed
30. Block 29: Traffic and Transportation -Time Series Yearly Data (Registered Vehicles)
31. Block 30: Roadways, Railways, Inland Water ways and Airways
32. Block 31: Scheme for housing stock generation
33. Block 32: Environment
34. Block 33: Governance

The information was to be recorded in the schedule from the records available at the Wards/ Towns/ Urban Local Bodies and being maintained by the designated officials of local bodies and other line Departments such as Anganwadi Workers, ANMs, School teacher, Patwari, etc.

Different Blocks of the schedules were to be filled in from the data sources which are as follows:

1. Ward/Town/Urban Local Body designated official
2. Ward/Town statistical officer -2
3. Line Department official-3
4. Patwari/Mandal /Land revenue Officials(Land Records) -4
5. Other Ward/Town Official-5
6. Education Officer/teacher-6
7. Local Doctor (Including AYUSH)-7
8. Urban Health Post/ Hospital-8
9. Others -specify

9. Others -specify

Reference Year: Reference year was the previous financial year in which the information is being recorded. The information is to be recorded as on the date of filling up the schedule.

A copy of the Schedule is at Annexure I

5. Training

Before commencement of pilot study a training of trainers was organised by Social Statistics Division (SSD), CSO in October 2013. Two or more representatives from each participating States/UTs participated in the training programme. The Schedules of Enquiry and Field Instructions were discussed at length in these training programmes.

After the training of trainers programme, each State/UT organised training programmes for field staff in their respective States/UTs in which the trainers imparted training to field staff.

6. Quality Control Measures

Besides the supervision work of officers from Directorate of Economics & Statistics, in order to ensure the quality of field work in data compilation, inspections of the field work were carried out by senior officers of CSO and the States/UTs. The filled-in Schedules were thoroughly scrutinised by the State/UT officials.

7. Software Support

The data processing for the pilot was done at Computer Centre, MoSPI. The States/UTs were asked to send thoroughly scrutinised filled-in schedules to Computer Centre. The Schedules were scrutinised at SSD, CSO also.

The report is based on the findings of data of these schedules and the feedback received from States/UTs.

8. Release of Funds

The funds under the plan study "Basic Statistics for Local Level Development" has been provided to the States and UTs for conducting the pilot study. The funds sanctioned and released to States/UTs in 2013-14 are given in the table.

State-wise release of funds for BSLLD pilot study in urban areas

Sl. No.	State/UT	Funds Sanctioned	Funds Released as on 03.12.2014
1	Andhra Pradesh (Including Telanagana)	1196600	957280
2	Arunachal Pradesh NE	48200	38650
3	Assam NE	843400	674720
4	Bihar	1501600	1201280
5	Chhattisgarh	1052000	841600
6	Delhi UT	334600	267680
7	Gujarat	601200	480960
8	Haryana	1036200	828960
9	Himachal Pradesh	1065800	852640
10	Karnataka	1148400	918720
11	Kerala	1070600	856480
12	Lakshadweep UT	89600	71680
13	Maharashtra	216400	173120
14	Manipur NE	1114800	1114800
15	Meghalaya NE	588200	536400
16	Mizoram NE	411200	328960

16	Mizoram NE	411200	328960
17	Nagaland NE	858000	686400
18	Odisha	843400	674720
19	Rajasthan	1499600	1199680
20	Sikkim NE	568800	568800
21	Tamil Nadu	508800	407040
22	Telanagana		

Funds were released to Andhra Pradesh
before the division of the State

Chapter -3

Source-wise Analysis of Availability of Information

For the Source-wise analysis of availability of information, the Computer Centre, Ministry of Statistics and Programme Implementation was requested to analyse Schedules A and B, received from the States/ UTs. So far, filled-in schedules A and B from 25 States/UTs have been received. So far, Computer Centre has able to analyse source-wise availability of information for only 21 States/ UTs.

The States/UTs for which source-wise availability of information analysed are Andhra Pradesh, Assam, Bihar, Chhattisgarh, Delhi, Haryana, Himachal Pradesh, Karnataka, Kerala, Manipur, Meghalaya, Mizoram, Nagaland, Odisha, Rajasthan, Sikkim, Tamil Nadu, Telangana, Uttar Pradesh, Uttarakhand and West Bengal.

From the source-wise analysis, it has been observed that more or less the source code for all the States/ UTs, for a particular indicator, is highly correlated.

The source codes used in the tables are as under.

0. No data source
1. Ward/Town/Urban Local Body designated official
2. Ward/Town statistical officer -2
3. Line Department official-3
4. Patwari/Mandal /Land revenue Officials (Land Records) -4
5. Other Ward/Town Official-5
6. Education Officer/teacher-6
7. Local Doctor (Including AYUSH)-7
8. Urban Health Post/ Hospital-8
9. Others –specify

The Source-wise Analysis of Availability of Information is given in the following tables.

Block 2: Availability of some basic facilities

Item no. & description	Source Code									Total	
	0	1	2	3	4	5	6	7	8		9
2.1 Serial number of the slum in the ward/town	23	584	18	43	3	40				98	809
2.2 Slum is situated on Public land-1, Private Land-2	87	521	5	24	40	21				111	809
2.3 Notified slum-1, Non -notified Slum-2, Squatter—3	6	604	14	39	17	28				101	809
2.4 Whether the slum benefitted through BSUP/RAY/IHSDP?, If yes code-1, for no- Code 2	8	604	13	30	1	41	1			111	809
2.5 In situ upgraded or not? If yes code-1, for no- Code 2	14	589	12	26	2	40	3			123	809
2.6 Area of the slum (In hectre)	31	555	7	25	16	41				134	809
2.7 Number of House Holds in the slum	12	567	16	35	3	26				150	809
2.8 Population	14	562	14	36		25				158	809
2.9 Household electricity connection at least for one household in the slum(Yes- 1, No- 2)	7	534	5	43		42				178	809
2.10 Use of Renewable energy by at least for one household in the slum (Yes- 1, No- 2)	7	531	6	38		35				192	809
2.11 At least one Cable /DTH connection within the slum (Yes- 1, No- 2)	7	530	7	38		24				206	809
2.12 Major source of drinking water for the slum (tap-1, tube well/hand pump-2, well-3, reserved tank for drinking water-4, any other source-9)	7	532	11	44	1	24	1			189	809
2.13 Drainage system passes through the slum (Yes- 1, No- 2)	7	540	11	34		39				178	809
2.14 Underground Sewerage system passes through the slum (Yes- 1, No- 2)	8	536	12	37		40			1	175	809
2.15 Whether any cooperative society is in function within the slum (Yes- 1, No- 2)	9	528	5	29		57				181	809
2.16 Whether any self help group is in function within the slum (Yes- 1, No- 2)	7	533	6	30		42				191	809
2.17 Any adult education course is in operation within the slum (Yes- 1, No- 2)	8	530	6	28		41	3			193	809
2.18 If there is any credit society/ cooperative credit society (Yes—1, No-2)	15	531	3	32		45				183	809
2.19 Whether there is any crèche facility (yes-1, No-2)	14	530	3	32		43	1	1		185	809
2.20 Whether there is pucca street within the slum (yes-1, No-2)	13	548	10	30		42	1			165	809
2.21 Whether there is street light within the slum (yes-1, No-2)	12	546	4	35		46				166	809
2.22 Whether there is community toilet maintained by Government or local bodies (yes-1, No-2)	14	539	3	28		52				173	809
2.23 Whether the majority of the households have access to individual toilets? (yes-1, No-2)	14	533	3	28		42			1	188	809

Item no. & description	Source Code										Total
	0	1	2	3	4	5	6	7	8	9	
2.24 Whether there is community centre or not (yes-1, No-2)	13	536	3	28		42	1		1	185	809
2.25 Any Health facility provided (PHC-1, Mobile-2, NGO-3, Others-4)	13	528	3	28		29	2	5	14	138	809
2.26 Whether there is Primary school (yes-1, No-2)	12	526	3	28		29	35			175	809
2.27 Whether there is Anganwadi school (yes-1, No-2)	13	531	3	28		43	25			166	809
2.28 Whether there is public Library or not (yes-1, No-2)	13	530	3	30		34	6			193	809
2.29 Whether there is Recreation activity or not (yes-1, No-2)	13	529	4	30		34	4			195	809
2.30 Whether there is Fair price shop or not (yes-1, No-2)	5	532	20	32		36	2			182	809
2.31 Whether there is PCO within the slum or not (yes-1, No-2)	6	529	4	28		31	4			207	809

Block 3: Ward Infrastructure

Item no. & description	Source Code										Total
	0	1	2	3	4	5	6	7	8	9	
3.1 No. of factories set up within and vicinity of the town/ward	51	646	41	124	1	50				209	1122
3.2 No. of new bridges / flyovers constructed with in and vicinity of the town/ward	84	661	38	96	2	46			2	193	1122
3.3 No. of business establishment with large turnover (more than one)	87	607	42	104	1	38	1		1	241	1122
3.4 Source of drinking water for majority of people: Tap water-1, Well-2, Tube well -3, Hand Pumps-4, Tanks /ponds-5, River/canal-6 ,others-9	8	670	28	178	6	45		1		186	1122
3.5 Percentage of households having tap water connectivity within the premises	37	638	26	185	6	55	1			174	1122
3.6 Is there any scheme for recycling waste water? If yes-1, no-2	13	640	29	166	1	55	1		1	216	1122
3.7 Is the ground water level is receding? If yes-1, no-2	28	628	29	177	1	55			1	203	1122
3.8 Is there any ground water recharge -1, rain water harvesting unit-2, both-3, No-4	11	673	28	166		55			3	186	1122
3.9 Whether treated water is available or not? If yes-1, no-2	13	660	28	190		55			2	174	1122
3.10 Is there any non drinking water supply scheme for industry etc.? If yes-1, no-2	15	649	29	161		58			2	208	1122
3.11 Percentage of houses according to structure											
(a) Katchcha	67	706	31	55		61			2	200	1122
(b) Semi Pucca	39	726	30	56	1	62			2	205	1122
(c) Pucca	36	728	30	56	1	63			2	205	1122
3.12 Percentage of houses with latrine Sanitary Others											
(a) Independant	38	707	26	52		61			2	236	1122
(b) Shared	76	687	24	51		61			2	221	1122

Item no. & description	Source Code										Total
	0	1	2	3	4	5	6	7	8	9	
3.13 Facility of Sulabh(Or similar type), if Yes-1 , No—2	14	714	27	61		62			2	242	1122
3.14 Is supply of electricity sufficient, if yes-1, no-2	17	673	27	99		58			2	246	1122
3.15 If no in 3.14, supply is more than 90%-1, supply is more than 75% but less than 90%-2, supply is more than 50% but less than 75%-3, Less than 50%-4	94	639	25	109	2	42			2	209	1122
3.16 Information Kiosk if Yes-1 , No—2	32	718	44	61	1	48			2	216	1122
3.17 Facility of Street-lighting (Yes-1, No-2)	10	749	30	52	2	69			2	208	1122
3.18 Sewer Treatment Facility (Yes-1, No-2)	11	731	32	8	2	59			2	205	1122

Block 4: Distance from the nearest facility (distance in km to the nearest integer may be given. If the facility is available within the ward, given as 99)

Item no. & description	Source Code										Total
	0	1	2	3	4	5	6	7	8	9	
4.1 Pre -primary school (without separate toilet for girls)	45	514	11	67		44	316			125	1122
4.2 Pre -primary school (with separate toilet for girls)	68	506	8	68		38	311		1	122	1122
4.3 Primary school (without separate toilet for girls)	84	513	10	63		36	300			116	1122
4.4 Primary school (with separate toilet for girls)	19	482	8	75		40	380			118	1122
4.5 Middle School (without separate toilet for girls)	123	482	9	63		37	293			115	1122
4.6 Middle School (with separate toilet for girls)	16	488	9	78		42	369			120	1122
4.7 Secondary School (without separate toilet for girls)	127	478	9	62		39	295			112	1122
4.8 Secondary School (with separate toilet for girls)	36	502	10	69		42	341			122	1122
4.9 Higher secondary school (without separate toilet for girls)	125	477	11	61		40	292			118	1122
4.10 Higher secondary school (with separate toilet for girls)	22	507	12	68		42	346			125	1122
4.11 College with degree course	26	561	28	59		55	247			146	1122
4.12 College with master degree course/ university	19	566	36	58		60	231			152	1122
4.13 Technical College with degree and above	27	568	37	57		59	222			152	1122
4.14 Professional Colleges with degree and above	18	571	37	58		59	222			157	1122
4.15 Polytechnic Institutes	22	576	39	58		58	207			162	1122
4.16 Industrial training Institute.(ITI)	23	586	39	56	27	63	193			135	1122
4.17 Vocational training school/centre other than ITI	26	580	41	54	26	64	191		1	139	1122
4.18 Special school for blind	31	595	45	56	1	68	184	1	2	139	1122
4.19 Special school for mentally retarded	33	598	43	57		65	181		2	143	1122
4.20 Institution / organization for rehabilitation of differently abled persons other than blind and mentally retarded	32	603	43	56		69	169		2	148	1122
4.21 Non formal education centre (NFEC)	49	628	44	56		68	131		3	143	1122
4.22 Coaching Institutions	9	612	38	52		60	145	3	7	196	1122
4.23 Veterinary dispensary	24	589	35	77		89	28	28	64	188	1122
4.24 Urban Health Post/ Allopathic Dispensary	26	569	35	64		75	19	54	124	156	1122
4.25 AYUSH Dispensary (Ayurvedic, Yoga, Unanani, Sidha, Homeopathy)	27	574	40	56		82	16	78	78	171	1122
4.26 Community health centre	26	577	34	55	1	68	13	51	124	173	1122
4.27 Government hospital	22	571	34	62	1	70	11	53	146	152	1122

Item no. & description	Source Code										Total
	0	1	2	3	4	5	6	7	8	9	
4.28 Allopathic Medicine shop	13	606	30	55	3	83	6	61	76	189	1122
4.29 Homeopathic Medicine shop	23	608	33	53		83	7	69	69	177	1122
4.30 Ayurvedic Medicine shop	30	613	33	52		84	6	64	68	172	1122
4.31 Other Medicine shop	30	615	29	53	3	84	5	68	66	169	1122
4.32 Clinical Laboratory/Diagnostic Centres	24	618	32	60	1	82	5	67	73	160	1122
4.33 Post office	23	648	34	80	3	74	6	9	23	222	1122
4.34 Internet Cafe facility	18	648	37	52		89	7	3	15	253	1122
4.35 PCO	17	647	37	55		88	6	3	12	257	1122
4.36 Telephone Exchange	22	653	38	92		75	5	2	6	228	1122
4.37 Railway station	22	669	43	67	26	70	4	2	6	213	1122
4.38 Port	34	659	56	54	26	72	4	2	6	199	1122
4.39 Airport	29	657	53	53	26	71	3	1	5	214	1122
4.40 Bus Terminals	28	669	40	58	25	71	3		4	224	1122
4.41 Fair price shop	13	669	20	124		80				216	1122
4.42 Weekly market	19	693	26	60	28	85				211	1122
4.43 Government/Cooperative Milk and vegetable outlets	22	674	32	56	26	84		2		226	1122
4.44 Fertilizer/pesticide shop	20	686	33	60		74	1			248	1122
4.45 Fire Stations	24	684	32	97		74				211	1122
4.46 Banking facility	18	658	33	31	1	89				242	1122
4.47 Tehsil HQS	16	669	40	75	27	83				212	1122
4.48 District HQS	17	684	41	62	26	83	1			208	1122
4.49 State Capital	21	679	44	59	26	70	1			222	1122
4.50 Police station/ Beat Office/ Outpost	26	679	38	65		79				235	1122
4.51 Petrol/Gas Station	18	685	36	58	1	97				237	1122
4.52 Cooking Gas Pipelines or services	28	676	45	58		35	1		1	228	1122
4.53 Child Care Centre	31	681	36	62		68	1		4	239	1122
4.54 Working Women Hostel	22	697	43	59		70	1	1		229	1122
4.55 Old age Home	32	668	42	59	1	71				249	1122
4.56 Hotels	16	684	35	55	3	73			1	255	1122
4.57 Cremation/ burial grounds	16	699	30	58	2	71	1		1	244	1122
4.58 Facility for stray animal	22	678	37	60	77				1	243	1122
4.59 Disposal of dead animals	22	687	32	60	1		76		1	243	1122
4.60 Community centre /Hall	16	687	28	58	4	86			2	241	1122
4.61 Recreational area (Park, Garden)	16	672	33	27	103				2	213	1122
4.62 Public library	18	713	35	53	1	87			2	208	1122
4.63 Corporation/Government Garden	21	712	36	56	3	86	1		2	205	1122
4.64 Swimming Pool	22	679	38	63	26	75	1		2	216	1122
4.65 Corporation /Government Playground	12	709	43	32	2	108	1		2	213	1122
4.66 Gymnasia	5	684	38	27	1	99	2		2	264	1122
4.67 Stadium	15	701	50	25	6	101			2	219	1122
4.68 Cinema Halls	12	710	39	23	4	93	3		2	225	1122
4.69 Open Air Theatre	23	677	47	26	30	97	3		3	216	1122
4.70 Zoo	18	678	49	26	29	98	2		3	219	1122
4.71 Art Galleries	16	664	52	25	26	110	4		3	222	1122
4.72 Museum	16	662	52	25	26	113	5		2	221	1122
4.73 Recreation Clubs	9	682	38	25		101	4		2	261	1122
4.74 Orphanage	16	686	38	29		101	2		2	248	1122
4.75 Hostels for Girls	13	684	36	27		101	3	1	2	255	1122
4.76 Home for Destitutes	39	668	41	30		101	1		2	240	1122
4.77 Night Shelter	34	675	35	28		112			2	236	1122
4.78 Private Clinics	297	471	28	10	1	102	1	45	9	158	1122
4.79	908	166		2		12		8	2	24	1122
4.80	968	134				2		8	2	8	1122

Block 5: Demographic information

Item no. & description	Source Code										Total
	0	1	2	3	4	5	6	7	8	9	
5.1 Female	121	389	151	154	23	106	18	2		158	1122
5.2 Male	122	390	149	155	23	104	18	2	1	158	1122
5.3 Total number of households	81	434	155	159	23	74	3	1		117	1122
5.4 Total No. of Households headed by women	128	427	132	157	38	49	4	1		201	1122
5.5 No. of households living below poverty line (BPL) (Please indicate the poverty line)	127	494	135	152	23	33	3	2	1	151	1122
5.6 Live Birth	68	173	27	237	24	88	13	65	215	236	1122
5.7 Still Birth	106	171	26	230		88	14	54	207	226	1122
5.8 Deaths (below age 1 year)	116	160	25	226		88	13	56	207	231	1122
5.9 Female	128	156	28	222		95	8	60	196	229	1122
5.10 Male	120	160	26	226		93	8	61	198	230	1122
5.11 No. of Deaths of Women (Age groups :15-49 years) at the time of Child Birth	123	150	27	223		82	12	58	215	232	1122
5.12 No. of pregnant women	82	158	28	228	1	85	14	62	222	242	1122
5.13 Number of MTP cases	122	151	26	221		83	13	58	224	224	1122

Block 6: Morbidity, Disability and Family Planning (During the reference year)

Item no. & description	Source Code										Total
	0	1	2	3	4	5	6	7	8	9	
6.3 Leprosy	246	96	14	95		27	3	129	370	142	1122
6.4 Tuberculosis	238	93	16	93		28	3	136	376	135	1122
6.5 Cholera	252	86	15	95	1	29	4	134	374	132	1122
6.6 Malaria	204	88	15	104	1	28	3	152	380	147	1122
6.7 Dengue	268	87	15	93		27	4	125	376	127	1122
6.8 Others(1)	2	95	15	103		28	7	128	374	124	1122
6.9 Others(2)	272	100	24	100	3	29	9	117	369	99	1122
6.10 Visual	146	274	68	169	9	82	4	33	188	149	1122
6.11 Hearing	148	276	65	174	5	82	4	33	188	147	1122
6.12 Speech	175	266	69	151	4	85	5	33	188	146	1122
6.13 Locomotor	179	258	63	156	5	85	5	33	193	145	1122
6.14 Mental illness	188	258	64	151	6	86	5	31	188	145	1122
6.15 Female	177	239	90	194		75	5	16	159	176	1122
6.16 Male	141	239	91	194		76	4	17	158	202	1122
6.17 Percentage of couples using any type of family planning method	201	224	91	187		78	4	17	157	163	1122

Block 7: Health Facilities

Item no. & description	Source Code										Total
	0	1	2	3	4	5	6	7	8	9	
7.1 Allopathic	238	127	6	127	1	29	4	143	333	114	1122
7.2 Ayurvedic	297	112	4	118	1	28	4	132	319	107	1122
7.3 Unani	303	112	4	118	2	28	3	130	314	108	1122
7.4 Siddha	308	110	4	117	1	29	4	129	314	106	1122
7.5 Homeopathic	304	108	4	120	2	28	4	130	314	108	1122
7.6 Other / Naturopathy	316	109	4	118	1	28	4	125	311	106	1122
7.7 Family Welfare & maternity centre	308	115	4	119	1	28	4	126	310	107	1122
7.8 Allopathic	220	170	5	118	1	26	3	139	288	152	1122

Item no. & description	Source Code										Total
	0	1	2	3	4	5	6	7	8	9	
7.9 Ayurvedic	276	143	6	111	2	25	3	135	285	136	1122
7.10 Unani	292	139	5	109	1	26	3	133	284	131	1122
7.11 Siddha	296	138	5	109	1	26	3	129	285	130	1122
7.12 Homeopathic	271	153	5	110	1	26	3	134	285	134	1122
7.13 Other / Naturopathy	300	138	5	109	1	26	3	127	284	129	1122

Block 8: Health manpower

Item no. & description	Source Code										Total
	0	1	2	3	4	5	6	7	8	9	
8.1 Allopathic	218	131	12	111	2	27	4	161	338	118	1122
8.2 Ayurvedic	287	116	11	109	2	26	4	139	326	102	1122
8.3 Unani	302	110	11	108	2	26	4	132	329	98	1122
8.4 Siddha	297	114	11	108	2	26	4	133	329	98	1122
8.5 Homeopathic	282	117	12	110	2	26	4	136	328	105	1122
8.6 Other / Naturopathy	294	115	12	109	3	26	4	134	328	97	1122

Block 9 Education: (Taking all students of the town/ward studying in, irrespective of recognized and unrecognized school)

Item no. & description	Source Code										Total
	0	1	2	3	4	5	6	7	8	9	
9.1 Female	121	248	92	71	25	38	428	3	6	91	1122
9.2 Male	121	249	93	72	24	38	425	3	6	91	1122
9.3 Female	148	235	87	51	25	38	441	3	6	88	1122
9.4 Male	151	229	86	52	25	37	444	3	6	89	1122
9.5 Pre Primary With Separate Toilets for Girls	183	216	10	48	1	41	558	1	6	58	1122
9.6 Pre Primary Without Separate Toilets for Girls	160	201	9	55		46	590	2	5	54	1122
9.7 Primary With Separate Toilets for Girls	140	203	9	47		46	613	1	5	58	1122
9.8 Primary Without Separate Toilets for Girls	176	200	8	44	1	42	589	1	6	55	1122
9.9 Secondary With Separate Toilets for Girls	167	202	8	45		42	395	1	5	57	1122
9.10 Secondary Without Separate Toilets for Girls	215	192	8	39		41	569	1	5	52	1122
9.11 Higher Secondary With Separate Toilets for Girls	198	201	8	43		42	572	1	5	52	1122
9.12 Without Separate Toilets for Girls	224	190	9	38		40	563	1	5	52	1122

Block 10: Livestock and poultry

Item no. & description	Source Code										Total
	0	1	2	3	4	5	6	7	8	9	
10.1 Cattle (including Ox, Bullock, Yak, Mithun, etc)	93	420	45	344		43	1	1	29	146	1122
10.2 Buffaloes	109	396	43	344		43		1	27	159	1122
10.3 Sheep	130	395	43	344		41	1	1	27	140	1122
10.4 Goats	98	402	41	344		44		1	29	163	1122
10.5 Horses, Ponies, Mules, Donkeys, Camels etc	135	393	40	342		42		1	23	146	1122
10.6 Pigs	134	395	40	343		42		1	24	143	1122
10.7 Hens and Ducks	90	408	44	343		44	1	1	28	163	1122
10.8 Any other livestock and poultry	119	389	44	340	1	41	1	1	27	159	1122

Block 11: Number of storage and marketing outlets

Item no. & description	Source Code										Total	
	0	1	2	3	4	5	6	7	8	9		
11.1 Fair Price shops	65	576	8	184	24	77		1			187	1122
11.2 Mandis / Regular market	107	602	9	136	24	78	1	1			164	1122
11.3 Cold storages	128	590	9	136	24	76		1			158	1122
11.4 Godown /warehousing facility	111	604	9	136	24	77		1			160	1122
11.5 Malls and Super Bazar	120	596	10	137	24	76		1			158	1122

Block 12 Employment status (employment - unemployment)

Item no. & description	Source Code										Total	
	0	1	2	3	4	5	6	7	8	9		
12.1 Self employed in Primary sector	322	400	119	80		28	5		1		167	1122
12.2 Self employed in Secondary sector	304	402	122	89		27	5		1		172	1122
12.3 Self employed in Tertiary sector	314	397	122	88		28	5		1		167	1122
12.4 In Primary sector	332	387	120	78		27	5		1		166	1122
12.5 In Secondary sector	326	391	122	78		28	5		1		171	1122
12.6 In Tertiary sector	338	387	119	74		27	5		1		171	1122
12.7 Labourer other than rural labourer	328	401	122	75	1	29	6		1		159	1122
12.8 Unemployed	304	415	124	76	1	29	6		1		166	1122
12.9 Unemployed between age 15-24	315	415	121	63		28	6				174	1122
12.10 Not in the labour force	329	407	121	63		27	4				169	1122
12.11 Casual workers in Primary sector	350	415	100	62		25	7				163	1122
12.12 Casual workers in Secondary sector	343	416	100	63		23	6				171	1122
12.13 Casual workers in Tertiary sector	298	411	100	62		23	7				159	1122

Block 13 Other social indicators

Item no. & description	Source Code										Total	
	0	1	2	3	4	5	6	7	8	9		
13.1 Street children	247	326	35	234		26	1				253	1122
13.2 Beggars	237	329	34	238		33	3				248	1122
13.3 Juvenile Delinquent	311	282	33	255		30	1				210	1122
13.4 Drug addict	247	324	53	222		29	1				246	1122
13.5 Child worker (Aged 14 years and less)	287	313	34	225		29	1				233	1122
13.6 Rag pickers	277	314	34	218		29	1				248	1122
13.7 Sex Worker	330	288	33	236		35	1				199	1122
13.8 Incidence of violence against women (only cognizable reported cases)	269	207	37	439		28	1	1			140	1122
13.9 Number of theft and robbery/dacoity cases registered	218	204	37	472	1	30	1	1			158	1122
13.10 Number of fatal accidents while commuting	252	245	41	405	1	28	1				149	1122
13.11 Number of fatal accidents other than 13.10 and natural disasters	284	246	33	381	1	27	1				149	1122
13.12 Registered numbers of Civil and Criminal Cases	239	196	37	451	1	38	1	1	1		157	1122

Block 14 Industries and business

Item no. & description	Source Code										Total	
	0	1	2	3	4	5	6	7	8	9		
14.1 Industrial Enterprise	318	402	155	70	35	15	1	1			125	1122
14.2 Business Enterprise	238	417	160	102	35	23	1	1			145	1122

Block 15 Water Supply details for the ward

Item no. & description	Source Code									Total	
	0	1	2	3	4	5	6	7	8		9
Area (In Sq KM)	157	399	21	395	4	85	1			60	1122
15.2 Population covered with water supply facilities	194	389	22	373		65				79	1122
15.3 Major Source of Drinking water: Tap-1, others-2	95	424	21	395		79	1			107	1122
15.4 Quantity of Water Supplied (MLD)	314	342	18	360		59				29	1122
15.5 Per Capita Consumption (LPCD)	308	341	18	366		60				29	1122
15.6 Area Covered (Sq. Km)	321	338	17	353		61				31	1122
15.7 Capacity of WTPs	345	317	16	350		60				34	1122
15.8 Treatment of Total Water supply (%age)	313	346	16	353		63				31	1122
15.9 Per Capita Water Supplied in LPCD	309	343	19	363	1	60				27	1122
15.10 Total water consumption (surface and ground water)(MLD)	352	324	16	335		60				35	1122
15.11 Duration of Supply(in hours) No. of House service connections	304	352	16	349		68				33	1122
15.12 No. of metered connections	336	309	14	371		60				32	1122
15.13 No. of non metered connections	314	335	17	364	2	59				31	1122
15.14 Total no. of commercial connections	335	313	17	368		56				33	1122
15.15 Non-Revenue Water (%)	341	319	13	360		56	1			32	1122
15.16 Unaccounted-For Water / Transmission loss (%)	366	312	17	341		56				30	1122

Block-16 A: Availability Of Waste Water Treatment/ Drainage Facilities (Industrial)

Item no. & description	Source Code									Total	
	0	1	2	3	4	5	6	7	8		9
16.1	455	403	3	155		29			1	76	1122

Block 16 B: Details on Urban Storm Water Drainage Facilities

Item no. & description	Source Code									Total	
	0	1	2	3	4	5	6	7	8		9
16.2	443	401	4	172		26	1			75	1122

Block 16 C: Details on Sewerage and Sewage Treatment and onsite sanitation facilities

Item no. & description	Source Code									Total	
	0	1	2	3	4	5	6	7	8		9
16.3	340	524	17	102		45	1			93	1122

Block 17: Housing Distribution of House Holds (HHs), No. Of persons

Item no. & description	Source Code									Total	
	0	1	2	3	4	5	6	7	8		9
17.1 Owned	186	536	79	148	27	58	1			87	1122
17.2 Others	217	519	75	149	27	54				81	1122
Total	241	504	76	135	27	56				83	1122

Block 18: Land Ownership and Rate

Item no. & description	Source Code										Total
	0	1	2	3	4	5	6	7	8	9	
18.1 Public	474	400	15	120	39	10	1			63	1122
18.2 Private Developers & Promoters	478	432	23	67	39	8				75	1122
18.3 Authorised Individuals	323	480	22	117	46	22				112	1122
18.4 Unauthorised individuals	486	435	18	69	36	8				70	1122
18.5 Others (Specify)	522	403	25	59	36	10				67	1122
18.6 Total	482	414	27	60	42	19				78	1122

Block 20: Land Utilization (As on 31.03.2013)

Item No.	Item Description	Source Code										Total
		0	1	2	3	4	5	6	7	8	9	
20.1	Geographical Area of the Town	4	25	1	10	17	5				2	64
20.2	Area under forest including Social forestry	8	25	1	11	13	4				2	64
20.3	Area under agricultural Use	6	22	2	11	17	4				2	64
20.4	Non-agricultural Use (20.5+20.6+10.7+20.8+20.9+20.10+20.11 +20.12+20.13+20.14)	6	23	1	12	16	4				2	64
20.5	Residential	6	25	1	12	14	4				2	64
20.6	Commercial	6	25	1	12	14	4				2	64
20.7	Industrial	8	24	1	12	13	4				2	64
20.8	For Recreational Activity	8	25	1	10	14	4				2	64
20.9	Public (vacant)	8	25	1	10	14	4				2	64
20.10	Transportation	8	24	1	12	13	4				2	64
20.11	Public Utilities	10	24	1	10	13	4				2	64
20.12	Reclaimed Land	11	21	2	11	13	4				2	64
20.13	Land under still water	7	24	2	12	13	4				2	64
20.14	Marshy land	12	22	1	11	12	4				2	64
	Area Irrigated by source (in Hectare)											64
20.15	Government canals	12	24	1	10	11	4				2	64
20.16	Wells /Tubewells	9	25	1	10	13	4				2	64
20.17	Tanks	12	24	1	10	11	4				2	64
20.18	Micro irrigation	13	23	1	10	11	4				2	64
20.19	Other source	12	24	1	10	11	4				2	64
20.20	Total irrigated land (20.15 to 20.19)	10	24	1	10	13	4				2	64
	Natural Resources											64
20.21	River Length (Km.)	10	24	1	10	13	4				2	64
20.22	Area of water bodies (other than river) (Hect.)	12	23	1	10	12	4				2	64
20.23	Canal Length (km)	10	25	1	10	12	4				2	64
20.24	Mines (Number)	11	24	1	10	12	4				2	64

Block 21 Migration (during the year)

Item No.	Item Description	Source Code										Total
		0	1	2	3	4	5	6	7	8	9	
Out-migration												
21.1	Female	20	23	4	7		2	1		1	6	64
21.2	Male	21	22	4	7		2	1		1	6	54
In-migration												
21.3	Female	20	23	4	8		3			1	6	64
21.4	Male	20	22	4	8		2			1	7	64

Block 22: Information on causality due to Disasters (During the Year)

Item No.	Item Description	Source Code										Total
		0	1	2	3	4	5	6	7	8	9	
Number of deaths												
22.1		22	20	2	9	1	2			2	6	64
22.2		23	20	2	9	1	2			2	9	64
22.3		24	20	2	9	1	2			2	4	64
22.4		24	20	2	9	1	2			2	4	64
22.5		24	20	2	9	1	2			2	4	64

Information on casuality due to Epidemic (During the Year)

22.6		19	17	1	12	1			1	9	4	64
22.7		20	17	1	12	1			1	3	4	64
22.8		20	17	1	12	1			1	3	4	64
22.9		20	17	1	12	1			1	3	4	64
22.10		20	16	1	12	1			1	9	4	64

Block 23: Water Supply details (As on 31.03.2015)

Item No.	Item Description	Source Code										Total
		0	1	2	3	4	5	6	7	8	9	
23.1	Municipality area	4	23	4	23		4				1	64
23.2	Population covered with water supply facilities	3	27	5	24		4				1	64
23.3	Major Source of Drinking water	1	25	4	28		4				1	64
23.4	Quantity of Water Supplied (MLD)	7	13	1	15		3				1	64
23.5	Per Capita Consumption (LPCD)	8	22	3	26		4				1	64
23.6	Area Covered (Sq. Km)	8	24	2	25		4				1	64
23.7	Capacity of WTPs	12	20	3	25		3				1	64
23.8	Treatment of Total Water supply (%age)	9	21	3	26		4				1	64
23.9	Per Capita Water Supplied in LPCD	10	20	3	26		4				1	64
23.10	Total water consumption (surface and ground water)	12	22	2	23		4				1	64
23.11	Duration of Supply	10	22	3	23		5				1	64
No. of House service connections												
23.12	No. of metered connections	12	18	2	27		4				1	64
23.13	No. of non metered connections	5	23	3	28		4				1	64
23.14	Total no. of commercial connections	8	22	2	28		3				1	64
23.15	Non-Revenue Water (%)	15	18	3	24		3				1	64
23.16	Unaccounted-For Water / Transmission loss (%)	18	17	3	23		2				1	64

Block-24:**A: Availability of Waste Water Treatment/ Drainage Facilities (Industrial) (As on 31.03.2013)**

Item No.	Source Code										Total
	0	1	2	3	4	5	6	7	8	9	
24.1	21	23	1	12		3				4	64

B: Details on Urban Storm Water Drainage Facilities (As on 31.03.2013)

Item No.	Source Code										Total
	0	1	2	3	4	5	6	7	8	9	
24.2	18	26	1	13		3				3	64

C: Details on Sewerage and Sewage Treatment and onsite sanitation facilities (As on 31.03.2013)

Item No.	Source Code										Total
	0	1	2	3	4	5	6	7	8	9	
24.3	11	32	2	10		4				5	64

Block 25: Solid Waste Management A: Solid waste generation (During the Year)

Item No.	Source Code										Total
	0	1	2	3	4	5	6	7	8	9	
25.1	4	38	5	11		5				1	64

B: Processed Waste for Treatment and Drying Facilities (During the Year)

Item No.	Source Code										Total
	0	1	2	3	4	5	6	7	8	9	
25.2	9	34	4	10		5			2		64

C: Vehicles deployed for Collection and Disposal of Solid waste (During the Year)

Item No.	Source Code										Total
	0	1	2	3	4	5	6	7	8	9	
25.3	7	39	4	10		4					64

E: If yes, please furnish following details (%age of quantum) (During the Year)

Item No.	Source Code										Total
	0	1	2	3	4	5	6	7	8	9	
25.5	37	17	1	7		2					64

Block 26: Housing Distribution of House Holds (HHs), No. of persons (As on 31.03.2013)

Item No.	Item Description	Source Code										Total
		0	1	2	3	4	5	6	7	8	9	
	Tenure											
26.1	Owned	10	29	6	10	2	3	1			3	64
26.2	Others	14	25	6	10	2	3	1			3	64
	Total	13	26	7	9	2	3	1			3	64

Block 27: Land Ownership and Rate (As on 31.03.2013)

Item Description	Source Code									Total	
	0	1	2	3	4	5	6	7	8		9
Type of ownership											
Public	29	22		7	2	3				1	64
Developers & Promoters	29	22		7	2	3				1	64
Authorised Individuals	21	24		8	2	4				5	64
Unauthorised individuals	28	22		7	2	3				2	64
Others (Specify)	29	21	1	5	2	4				2	64
Total	30	18	1	6	2	3				4	64

Block 28: Large Projects (More than 100 Crore) Implemented(Completed) (During the year)

Item No.	Source Code									Total	
	0	1	2	3	4	5	6	7	8		9
New Infrastructure											
28.1	17	31	2	8		3				3	64
28.2	17	31	2	8		3				3	64
28.3	17	31	2	8		3				3	64
28.4	16	31	2	9		3				3	64
28.5	17	31	2	8		3				3	64
28.6	18	31	2	7		3				3	64
28.7	18	31	2	7		3				3	64
28.8	19	31	1	7		3				3	64
28.9	20	31	1	6		3				3	64
Up gradation											
28.10	19	31	1	7		3				3	64
28.11	17	32	2	7		3				3	64
28.12	17	32	2	7		3				3	64
28.13	18	31	2	7		3				3	64
Expansion/ diversification											
28.14	18	31	2	7		3				3	64
28.15	18	31	2	7		3				3	64
28.16	18	31	2	7		3				3	64
28.17	18	31	2	7		3				3	64
New Infrastructure											
28.18	18	30	2	8		3				3	64
28.19	18	30	2	8		3				3	64
28.20	18	30	2	8		3				3	64
28.21	18	30	2	8		3				3	64
28.22	18	30	2	8		3				3	64
28.23	18	30	2	8		3				3	64
28.24	18	30	2	8		3				3	64
28.25	18	30	2	8		3				3	64
28.26	21	27	2	8		3				3	64
Up gradation											
28.27	21	27	2	8		3				3	64
28.28	22	27	2	7		3				3	64
28.29	23	27	1	7		3				3	64
28.30	22	27	2	7		3				3	64

Item No.	Source Code									Total	
	0	1	2	3	4	5	6	7	8		9
Expansion/ diversification											
28.31	23	26	2	7		3				3	64
28.32	22	27	2	7		3				3	64
28.33	22	27	2	7		3				3	64
28.34	22	27	2	7		3				3	64

Block 29: Traffic and Transportation-Time Series Yearly Data (DTO/RTO WISE/ District/ Data) (Registered Vehicles) (As on 31.03.2013)

Item No.	Source Code									Total	
	0	1	2	3	4	5	6	7	8		9
29.1	28	6		23						7	64
29.2	23	4		27		1				9	64
29.3	29	4		23						8	64
29.4	25	4		26						9	64
29.5	40	4		16						4	64
29.6	30	4		23						7	64
29.7	24	4		25		1				10	64
29.8	31	4		21						8	64
29.9	25	4		25						10	64
29.10	42	4		15						3	64
29.11	21	4		29		1				9	64
29.12	21	4		28		1				10	64
29.13	25	4		24		1				10	64
29.14	21	4		27		1				11	64
29.15	24	4		27		1				8	64
29.16	45	4		13						2	64
29.17	30	12		15		2				5	64
29.18	30	12		16		2				4	64
29.19	34	11		13		2				4	64
29.20	34	9		14		2				5	64
29.21	43	8		9		1				3	64
29.22	43	6		13						2	64
29.23	25	14	1	16		2				6	64
29.24	29	13	1	15						6	64
29.25	31	11		17						5	64
29.26	37	10		14						3	64
29.27	23	11	1	20						9	64
29.28	30	12	1	15						6	64

Block 30: Roadways, Railways, Inland Water ways and Airways (As on 31.03.2013)

Item No.	Source Code									Total		
	0	1	2	3	4	5	6	7	8		9	
30.1	9	30	1	14		6				1	3	64
30.2	26	20	1	11		2				1	3	64
30.3	33	17	1	7		2				1	3	64
30.4	38	14		7		2					3	64
30.5	42	13		6		2					1	64
30.6	42	13		6		2					1	64
30.7	16	22	2	20		1					3	64
30.8	13	22	2	22	1	1					3	64

Item No.	Source Code									Total	
	0	1	2	3	4	5	6	7	8		9
30.9	14	22	2	21		1				4	54
30.10_gds	17	21	2	19		1				4	54
30.10_pass	22	19	2	18						3	64
30.11	17	21	2	20						4	64
30.12	26	27	3	4		3				1	64
30.13	25	27	3	5		3				1	64
30.14	25	27	3	5		3				1	54
30.15	26	27	3	3	1	3				1	64
30.16	26	27	3	4		3				1	64
30.17	26	27	3	4		3				1	64
30.18	26	27	3	4		3				1	64
30.19	27	27	3	3		3				1	64
30.20	26	27	3	4		3				1	64
30.21	27	27	3	3		3				1	64
30.22	26	26	3	5		3				1	64
30.23	28	26	3	3		3				1	64
30.24	27	26	3	3	1	3				1	64
30.25	28	26	3	3		3				1	64
30.26	28	26	3	3		3				1	64
										1	64

Block 31: A: Scheme for Housing Stock Generation

Item No.	Source Code									Total	
	0	1	2	3	4	5	6	7	8		9
31.1	26	17	4	8		6		1		2	64
31.2	38	12	3	7		3				1	64
31.3	39	11	3	7		3				1	64
31.4	40	11	3	7		2				1	64
31.5	11	33	3	10	1	6					64
31.6	63				1						64
31.tot	63				1						64

Block 32: Environment

Item No.	Source Code									Total	
	0	1	2	3	4	5	6	7	8		9
32.1	22	17		16		2					64
32.2	23	17		15		2				7	64
32.3	23	17		15		2				7	64
32.4	27	17		13		2				5	64
32.5	24	17		14		2				7	64
32.6	24	14		16		2				8	64

Block 33: Governance: Category of Urban Local Body (M Corp, M Council or Nagar Panchayat) Revenue and Receipt of Local Body (Rs. In Lakh) (During the Year)

Item No.	Item Description	Source Code									Total		
		0	1	2	3	4	5	6	7	8		9	
33.1	Revenue Receipt												
33.11	Tax	17	28	1	11	1	6						64
33.111	Property Tax	9	36	1	12	1	5						64
33.112	Other Tax	6	40	1	12		5						64
33.12	Non-tax	7	38	1	12		6						64
33.13	Own resources	6	39	1	12	1	5						64
33.14	Transfers	10	36	1	11	1	5						64
33.2	Revenue Expenditure												
33.21	Revenue Expenditure	8	39	1	11	1	5						64
33.22	Capital Expenditure	9	37	1	12		4					1	64
33.23	By head (Gen. Admn., Maintenance, water, public health etc.)	25	28	1	4		5					1	64
33.24	Revenue less expenditure	31	23	1	4		4					1	64
33.3	Resource Mobilisations	34	22	1	2		4					1	64
33.4	Debt service	35	21	1	2		4					1	64

Chapter 4

Feedback from States on Pilot Studies

General Aspects

The feedback from States/UTs was sought on the following general aspects of the pilot study.

- i) Opinion on who are the field officials better suited for local level data compilation in urban areas?
- ii) Whether the DES has enough manpower and other resources for supervision of field work?
- iii) Views on co-ordination among different officials involved in the work.
- iv) Other problems faced during Pilot Study of BSLLD, if any, and how did they were solved?
- v) Other suggestions, if any?

The responses from States/UTs have been compiled in the following tables.

- i) **Opinion on who are the field official(s) better suited for local level data compilation?**

Suitable Officials for data collection	State/ UT
Urban Local Body Officials/ Municipality Field Officials/	Tamil Nadu, West Bengal, Andhra Pradesh, Uttar Pradesh, Manipur, Delhi Chhattisgarh, Telangana (8 States/UTs)
Staff of Directorates of Economics and Statistics posted in Districts	Kerala, Sikkim, Arunachal Pradesh, Himachal Pradesh, Bihar, Karnataka, Mizoram, Nagaland, Meghalaya (9 States/UTs)
Educated unemployed students	Uttarakhand

Some Remarks from the States/UTs

- a) **Nagaland:** i) DSO & its staff in coordination with urban local body officials are best suited for local level data collection. ii) Notification: Urban local body officials/municipal council officials are best suited for data collection as they

have basic idea of the development taking place in their locality and also for easy communication.

- b) **Tamil Nadu:** Collection of data for Schedule A&B, the T.P / Municipality Field Officials like Bill Collection / Supervisors are the suitable persons.
- c) **Himachal Pradesh:** The field functionaries of E&S Department are best suited for data collection due to their experience in this field and also the data in majority cases is not available in records and has to be collected on oral questioning.
- d) **West Bengal:** As observed in pilot survey it appears that Municipal Officials (In case of Urban, i.e. Rent Collector, Surveyor, Tax Collector, Collection Sarkar, etc.) may be considered as better suited for local level data collection, Municipal Officials may have direct relation to the field and different local or regional source may also be available within the Municipal jurisdiction.
- e) **Karnataka:** District Statistical Office and local body employees in the cadre of F.D.C. and above are better suited for data collection.
- f) **Andhra Pradesh:** Bill Collector at Ward level, Planning and Building Overseer at town level, Revenue Officials at Town level, Health Worker (ANM), Local Doctor, Local Teacher and Veterinary Doctor are the resource persons at the field level for collection of information at ward and town level as most of the data relating to the survey is being maintained by them.
- g) **Uttar Pradesh:** Town area officials are capable for collecting information.
- h) **Bihar:** District level statistical workers are better suited as they have better idea of availability of concerned data.
- i) **Kerala:** Statistical Assistant Grade I & II. They are the regular hands of the department and well qualified and trained for data collection. In our experience, the quality of data collected by Asha workers/ persons from open market is not satisfactory. Another alternative is to engage Anganwadi workers under the Social Justice department for collecting data under the supervision of the Officers of Directorate of Economics & Statistics.
- j) **Manipur:** Municipal council's officials are concerned for BSLLD (U) and their service involvement is better than any other and important, however, DES must be given adequate training to all field staffs and frequently check is necessary.

Reasons: A) Monthly data collection in all wards will regular. b) Every Ward has 3 or 4 Ward Offices for local area development. C) Area covered by ward office is not large. D) Ward officials can easily identify each & every household details. E) Maximum data can be collected from the Municipal Council Offices. Hence, by maintaining a register at a ward office will be easy to update the data.

k) **Arunachal Pradesh:** The field officials of DES posted in the districts will be able to conduct the pilot study on BSLLD (urban) as they have the experience in collection of data on various socio-economic surveys.

ii) **Whether the DES has enough manpower and other resources for supervision of field work?**

Yes	No
Mizoram, Karnataka, Andhra Pradesh, Uttar Pradesh, Tamil Nadu, Bihar, Kerala, Sikkim, Manipur, Uttarakhand, Chhattisgarh, Meghalaya, Telangana, Arunachal Pradesh (14 States/UTs)	Himachal Pradesh, West Bengal, Delhi, Nagaland (4 States/UTs)

Some Remarks from the States/UTs

- a) **Tamil Nadu:** DES have sufficient manpower for supervisory work
- b) **West Bengal:** Presently, as many of the sanctioned posts are vacant, we have not enough manpower. However, if all posts are filled up shortly, then we may have enough manpower, if the area of coverage remains same, otherwise the existing staff strength will not be enough for the purpose mentioned above.
- c) **Kerala:** Subject to the condition that they provide sufficient honorarium for additional work.
- d) **Sikkim:** Deployment for Supervision depends on non-emergent works assigned by State Government during the period of field works under action.
- e) **Manipur:** Only 2 officials per Municipal Council from DES are enough for supervision of the BSLLD works.

iii) **Views on co-ordination among different officials involved in the work.**

- i) **Nagaland:** DSO of the concerned district should continue to play coordination role with line Departments and other agencies as this will help create sound data mechanism in district level.

- ii) **Tamil Nadu:** District level committee may be formed under the chairmanship of the District Collector with all departments officials for better coordination in collecting data
- iii) **Himachal Pradesh:** It is difficult to coordinate with different departments since the data to be collected is with line departments rather than one source.
- iv) **Mizoram:** Good.
- v) **West Bengal:** In pilot study, among the three municipalities as observed from their performance, that one may have apparently well coordination but rest two may have want of coordination among Municipal Officials and also with other officials of various line departments.
- vi) **Karnataka:** Health Department, Educational Department and Women & Child Welfare Department Aanganwadi Workers are the root level workers have extended their much coordination in the field work.
- vii) **Andhra Pradesh:** At State level the Director DES and one senior officer of CPO and at Municipality level the Municipal Commissioner and his team has involved in Coordinating the BSLLD work in Urban Areas.
- viii) **Uttar Pradesh:** Supportive.
- ix) **Bihar:** Good.
- x) **Kerala:** Directorate of Economics & Statistics Officials can co-ordinate all Officials involved in this work. We have already made necessary arrangement for the participation of officials from other Department namely Local Self Governments, Health Department, Education Department etc.
- xi) **Sikkim:** Active coordination is required and knowledge of ward boundary is must. Field work needs active cross checks.
- xii) **Manipur:** Co-ordination among different officials is must, however, only concerned official involve in the work is better. The concerned official can collect data from line departments. E.g. data from Transport Department, Hospitals, Education Department or Social Welfare Department may co-ordinate for collecting required data. In this view, DES may write to all concerned Departments for collecting the data in the prescribed format.
- xiii) **Arunachal Pradesh:** For collection of data relating to the items of all blocks of BSLLD urban schedules, proper co-ordination of the concerned departments with the field officials will be required.

- xiv) **Uttarakhand:** Different officials connected with one-another to solve problems.
- iv) **Other problems faced during Pilot Study of BSLLD, if any, and how did they were solved?**
- i) **Nagaland:** i) Lack of understanding and not willing of urban people to give information. ii) Lack of data collection mechanism at local body / municipal level.
- ii) **Himachal Pradesh:** The data are not easily available as the records are not updated regularly. The single agency i.e. MC does not have the man power to collect data from the line departments.
- iii) **West Bengal:** Delay in submission of filled-in schedules from the ends of Municipalities. After continuous and repeated visit, the filled-in schedules have ultimately been recovered. But many of the schedules are not properly filled by some of the municipalities (may be for their lack of coordination among themselves). It is observed that most of the data are not available in the Municipalities.
- iv) **Karnataka:** No did not face any problem in the field work.
- v) **Andhra Pradesh:** Does not arise.
- vi) **Uttar Pradesh:** Some information like motor vehicle and diseases ward-wise are not available to any official. It was collected by household survey.
- vii) **Kerala:** In our experience, there was no proper mechanism for the compilation and management of data in urban local bodies and most of the other Departments also.
- viii) **Manipur:** Some data like age group population, number of married persons of a given age group and age group literate persons etc. are not available. Hence, DES estimates the figure of age group population by using the figure of 2011 census.
- ix) **Mizoram:** No problem.

v) **Other Suggestions**

- i) **Tamil Nadu:** Most of the aspects ward wise data are not available in the record. So it is better to collect information for the Town Panchayat as a whole.


- ii) **West Bengal:** It is necessary to issue a Departmental Order regarding BSLLD from the respective Department to their concerned offices of the respective district or town to provide information to this Department positively within the time frame for the purpose of smooth implementation of such work.
- iii) **Karnataka:** This is best pilot Survey to the collection of local level information.
- iv) **Andhra Pradesh:** The Municipality-wise and ward wise-data is very useful for preparation of ward / Municipality level planning. Hence this data may be collected every year.
- v) **Uttar Pradesh and Uttarakhand:** Schedule is given in hindi version for better data collection.
- vi) **Kerala:** For the proper collection of data from the Grama Panchayaths/ Municipalities/ Corporation, there should be a Data Manager under the control of District statistical Officer. If an investigator post is created in local bodies, data relates to all sectors of the economy can be generated and the same will be used for planning and decision making purposes. The social and economic development of Kerala is different from the rest of the country. Even though the schedule designed for this pilot studies is suited for other states, it is not much suited for Kerala. Hence necessary changes may be made in the schedules for Kerala.
- vii) **Sikkim:** Scheme needs continuation for coverage on entire State at least to have a base line consolidated data of the urban areas of the State. All Line Departments needs to be well informed of necessity for data under BSLLD-Urban.
- viii) **Manipur:** Some time, primary workers of the Municipal Councils may not be qualified to understand the mathematical calculation. It may create manipulate the required data, hence at least every primary worker must have mathematical knowledge if not, graduate (math) reading students may engage for the work of BSLLD (U). In the Schedule format, every item shall have a fixed source code as mandatory (not choice), if not, source code may differ for the same item.
- ix) **Arunachal Pradesh:** Data entry software of BSLLD (urban) schedules needs to be supplied to the states and necessary training on data entry may be arranged in a suitable location.
- x) **Chhattisgarh:** This survey is found to be very useful for decentralised planning. But it requires deployment of huge trained manpower so that the qualitative information can be collected. In case all are taken up simultaneously, like census operation, the quantum of data need to be reduced. Further quality aspect of the population cannot be collected by such manpower trained only for a few hours.

- xi) **Meghalaya:** Awareness programme on the importance of Statistical activities. Monthly maintenance of statistical data of the entire Govt, Semi-Govt, and departments should be made mandatory. To tie-up with Anganwadi workers and Asha workers in maintaining necessary records by giving minimal facilities. Proper demarcation of area should be made for particular village/ward etc.
- xii) **Telangana:** The officials of different sections/wings of the municipality may also be involved in scrutiny of schedules as the most of the data collected in ward/ town schedules is being maintained by them.
- xiii) **Delhi:** At present, district level statistics is not being prepared by the DES, Delhi and so the statistical network, in terms of District Statistics Offices, is not available in Delhi. In view of this, the root/ local level statistics i.e. the information about the wards in details has never been a direct business of the statistical system of Delhi. Therefore, there is a need of establishing at least a district level infrastructure first so that such survey targeting basic statistics may be fruitful.

It is advisable on the part of CSO to cut-short the information asked on 270 items in 19 blocks in Schedule A and 180 items in 14 blocks in Schedule B, as the information w.r.t. such a large number of items may not be available at ward level at all. Moreover, the information w.r.t. Block no. 14 to 19 is not available at ward level.

The formats/ preformed need to be designed in consultation with the concerned agencies / departments as they have their ex-cadre/ technical posts and staff. Moreover, they are the policy makers in their fields. Technically, they are the most suitable persons as they know which kind of data and at what level, it is necessary for the said purpose. Direction should be given to the concerned departments / agencies for maintaining proper data at route level.

If estimated/ derived figures are inevitable for filling-up of certain schedules, a proper standardized method of estimation must be designed so that a reliable and common practice for processed data may be arrived at.



Chapter 5

Feedback from States on Pilot Studies

Block-wise


The block-wise and item-wise feedback of Schedule A (Ward Schedule) and Schedule B (Town Schedule) was sought from States/UTs on the following aspects of the pilot study.

- vi) Is Information available from Records?
- vii) If yes, then source code and periodicity of updation of Records?
- viii) If information is not available from records, is it collectable from oral enquiry?
- ix) If information is not collectable from oral enquiry, is it not at all collectable?
- x) Remarks, if any?

From the feedback received from the 22 States/ UTs, it is observed that the record based availability of the data is more than 50% for most of the Blocks. However, for block no. 15, 16, 17, 18 and 19, the data are available only for towns and ward-wise data are not available for most of the States/ UTs. Therefore, it is prudent to drop these blocks from the ward schedule and may be kept for town schedule.

Since Block 0 and 1 are Blocks on Descriptive Identification Particulars and Particulars of Data Recording respectively, the feedback has been compiled from Block 2 onwards.

Feedback received from 22 States/UTs has been compiled in two parts, for Schedule A (Ward Schedule) and Schedule B (Town Schedule), in the following pages.



Schedule A

Block-2: Availability of some basic facilities (only for Slums)

Sl. No	Item	Is Information available from Records?		If yes in Col 3,		If 'No' in Col 4, is Information collectable from oral enquiry?		If 'No' in Col 8, is the information not at all collectable?	
		Yes	No	source code*	Periodicity of Updation of records	Yes	No	Yes	No
(1)	(2)	(3)	(4)	(5)	(6)	(7)	(8)	(9)	(10)
2.1	Serial number of the slum in the ward/town								
Remarks, including reasons for 'No' in Col. (10): NIL									
2.2	Slum is situated on Public land-1, Private Land-2	Sikkim, Telangana, Kerala, Karnataka, Rajasthan, West Bengal, Gujarat, Haryana, Andhra Pradesh, Maharashtra, Bihar, Uttarakhand	Delhi, Himachal Pradesh, Tamil Nadu, Uttar Pradesh	1: Sikkim, Telangana, Kerala, Rajasthan, West Bengal, Gujarat, Haryana, Andhra Pradesh, Maharashtra, Bihar, Uttarakhand 4: Karnataka	Annually: Telangana, Kerala, Karnataka, Rajasthan, Haryana, Andhra Pradesh, Uttarakhand Once in 5 years: Sikkim, Maharashtra	Delhi, Himachal Pradesh, Tamil Nadu, Uttar Pradesh			
Remarks, including reasons for 'No' in Col. (10): NIL									
2.3	Notified slum-1, Non-notified Slum-2, Squatter—3	Sikkim, Telangana, Kerala, Karnataka, Rajasthan, West Bengal, Gujarat, Haryana, Andhra Pradesh, Maharashtra, Bihar, Uttarakhand	Delhi, Himachal Pradesh, Tamil Nadu, Uttar Pradesh	1: Sikkim, Telangana, Kerala, Rajasthan, West Bengal, Gujarat, Haryana, Andhra Pradesh, Maharashtra, Bihar, Uttarakhand 2: Karnataka	Annually: Telangana, Kerala, Rajasthan, Haryana, Andhra Pradesh, Uttarakhand Once in 5 years: Maharashtra	Delhi, Himachal Pradesh, Tamil Nadu, Uttar Pradesh			
Remarks, including reasons for 'No' in Col. (10): NIL									
2.4	Whether the slum benefitted through BSUttar Pradesh/RAY/IHSDP?, If yes code-1, for no-Code 2	Sikkim, Telangana, Kerala, Karnataka, Rajasthan, West Bengal, Gujarat, Haryana, Andhra Pradesh, Maharashtra, Bihar, Uttarakhand	Delhi, Himachal Pradesh, Tamil Nadu, Uttar Pradesh	1: Sikkim, Telangana, Kerala, Rajasthan, West Bengal, Gujarat, Haryana, Andhra Pradesh, Maharashtra, Bihar, Uttarakhand 2: Karnataka	Annually: Telangana, Kerala, Rajasthan, Haryana, Karnataka, Andhra Pradesh, Uttarakhand Once in 5 years: Maharashtra	Delhi, Himachal Pradesh, Tamil Nadu, Uttar Pradesh			
Remarks, including reasons for 'No' in Col. (10): NIL									

Sl. No	Item	Is Information available from Records?		If yes in Col. 3,		If 'No' in Col.4, is Information collectable from oral enquiry?		If 'No' in Col 8, is the information not at all collectable?	
		Yes	No	source code*	Periodicity of Updation of records	Yes	No	Yes	No
(1)	(2)	(3)	(4)	(5)	(6)	(7)	(8)	(9)	(10)
25	In situ Uttar Pradesh graded or not? If yes code-1, for no-Code 2	Telangana, Rajasthan, West Bengal, Gujarat, Karnataka, Haryana, Maharashtra, Uttarakhand	Delhi, Tamil Nadu, Kerala, Himachal Pradesh, Andhra Pradesh, Uttar Pradesh, Bihar	1: Telangana, Rajasthan West Bengal, Gujarat, Haryana, Maharashtra, Uttarakhand 2: Karnataka	Annually: Telangana, Rajasthan, Haryana, Karnataka, Once in 5 years: Maharashtra	Delhi, Kerala, Himachal Pradesh, Tamil Nadu, Uttar Pradesh, Bihar	Andhra Pradesh		Andhra Pradesh
Remarks, including reasons for 'No' in Col. (10): NIL									
26	Area of the slum (In hectare)	Telangana, Rajasthan, Karnataka, West Bengal, Gujarat, Haryana, Andhra Pradesh, Maharashtra, Bihar	Delhi, Kerala, Himachal Pradesh, Tamil Nadu, Uttar Pradesh, Uttarakhand	1: Telangana, Rajasthan West Bengal, Gujarat, Haryana, Andhra Pradesh, Maharashtra, Bihar 4: Karnataka	Annually: Telangana, Rajasthan, Haryana, Andhra Pradesh Once in 5 years: Maharashtra	Delhi, Himachal Pradesh, Tamil Nadu, Uttar Pradesh, Uttarakhand	Kerala	Kerala	
Remarks, including reasons for 'No' in Col. (10): • Kerala: Approximate area can be assessed by land survey report.									
27	Number of Households in the slum	Telangana, Rajasthan, West Bengal, Gujarat, Karnataka, Haryana, Andhra Pradesh, Maharashtra, Bihar, Uttarakhand	Delhi, Kerala, Himachal Pradesh, Tamil Nadu, Uttar Pradesh	1: Telangana, Rajasthan West Bengal, Gujarat, Haryana, Andhra Pradesh, Maharashtra, Bihar 2: Karnataka	Annually: Telangana, Karnataka, Rajasthan, Haryana, Andhra Pradesh Once in 5 years: Maharashtra, Uttarakhand	Delhi, Kerala, Himachal Pradesh, Tamil Nadu, Uttar Pradesh			
Remarks, including reasons for 'No' in Col. (10): NIL									

Sl. No	Item	Is Information available from Records?		If yes in Col. 3,		If 'No' in Col.4, is Information collectable from oral enquiry?		If 'No' in Col 8, is the information not at all collectable?	
		Yes	No	source code*	Periodicity of Updation of records	Yes	No	Yes	No
(1)	(2)	(3)	(4)	(5)	(6)	(7)	(8)	(9)	(10)
2.8	Population	Telangana, Rajasthan, West Bengal, Gujarat, Karnataka, Haryana, Andhra Pradesh, Maharashtra, Bihar, Uttarakhand	Delhi, Kerala, Himachal Pradesh, Tamil Nadu, Uttar Pradesh	1: Telangana, Rajasthan West Bengal, Gujarat, Haryana, Andhra Pradesh, Maharashtra, Bihar, Uttarakhand 2: Karnataka	Annually: Karnataka, Rajasthan, Haryana Once in 5 years: Maharashtra Once in 10 years: Telangana, Andhra Pradesh, Uttarakhand	Delhi, Kerala, Himachal Pradesh, Tamil Nadu			
Remarks, including reasons for 'No' in Col. (10): NIL									
2.9	Household electricity connection at least for one household in the slum (Yes- 1, No- 2)	Sikkim, Telangana, Kerala, Karnataka, Rajasthan, Gujarat, Haryana, Andhra Pradesh, Maharashtra, Uttarakhand	Delhi, West Bengal, Himachal Pradesh, Tamil Nadu, Uttar Pradesh, Bihar	1: Sikkim, Telangana, Kerala, Rajasthan, Gujarat, Haryana, Andhra Pradesh 3: Karnataka 9: Maharashtra	Annually: Karnataka, Rajasthan, Telangana, Kerala, Haryana, Andhra Pradesh, Uttarakhand Once in 5 years: Maharashtra	Delhi, West Bengal, Himachal Pradesh, Tamil Nadu, Uttar Pradesh, Bihar			
Remarks, including reasons for 'No' in Col. (10): NIL									
2.10	Use of Renewable energy by at least for one household in the slum (Yes- 1, No- 2)	Sikkim, Telangana, Rajasthan, Karnataka, Gujarat, Haryana, Uttarakhand	Delhi, Kerala, West Bengal, Himachal Pradesh, Tamil Nadu, Andhra Pradesh, Uttar Pradesh, Maharashtra, Bihar	1: Sikkim, Telangana, Rajasthan, Gujarat, Haryana 3: Karnataka	Annually: Karnataka, Rajasthan, Telangana, Haryana, Uttarakhand	Delhi, Kerala, West Bengal, Himachal Pradesh, Tamil Nadu, Andhra Pradesh, Uttar Pradesh, Bihar	Maharashtra	Maharashtra	
Remarks, including reasons for 'No' in Col. (10): NIL									

Sl. No	Item	Is Information available from Records?		If yes in Col.3,		If 'No' in Col.4, is Information collectable from oral enquiry?		If 'No' in Col.8, is the information not at all collectable?	
		Yes	No	source code*	Periodicity of Updation of records	Yes	No	Yes	No
(1)	(2)	(3)	(4)	(5)	(6)	(7)	(8)	(9)	(10)
2.11	At least one Cable /DTH connection within the slum (Yes-1, No-2)	Sikkim, Telangana, Rajasthan Gujarat, Haryana, Karnataka, Andhra Pradesh, Maharashtra, Uttarakahand	Delhi, Kerala, West Bengal, Himachal Pradesh, Tamil Nadu, Uttar Pradesh, Bihar	1: Sikkim, Telangana, Rajasthan Gujarat, Haryana, Andhra Pradesh 3: Karnataka	Annually: Karnataka, Rajasthan, Telanagana, Haryana, Andhra Pradesh, Uttarakahand	Delhi, Kerala, West Bengal, Himachal Pradesh, Tamil Nadu, Uttar Pradesh, Maharashtra, Bihar			
Remarks, including reasons for 'No' in Col. (10): NIL									
2.12	Major source of drinking water for the slum (tap-1, tube well/hand pump-2, well-3, reserved tank for drinking water-4, any other source-9)	Sikkim, Telangana, Rajasthan, Karnataka, West Bengal, Gujarat, Haryana, Andhra Pradesh, Maharashtra, Uttarakahand	Delhi, Kerala, Himachal Pradesh, Tamil Nadu, Uttar Pradesh, Bihar	1: Sikkim, Telangana, Rajasthan West Bengal, Gujarat, Haryana, Andhra Pradesh, Maharashtra 2: Karnataka	Annually: Karnataka, Rajasthan, Telanagana, Haryana, Andhra Pradesh Once in 5 years: Maharashtra	Delhi, Kerala, Himachal Pradesh, Tamil Nadu, Uttar Pradesh, Bihar			
Remarks, including reasons for 'No' in Col. (10): NIL									
2.13	Drainage system passes through the slum (Yes-1, No-2)	Sikkim, Telangana, Rajasthan, West Bengal, Gujarat, Karnataka, Haryana, Andhra Pradesh, Maharashtra, Uttarakahand	Delhi, Kerala, Himachal Pradesh, Tamil Nadu, Uttar Pradesh, Bihar	1: Sikkim, Telangana, Rajasthan West Bengal, Gujarat, Haryana, Andhra Pradesh, Maharashtra 2: Karnataka	Annually: Karnataka, Rajasthan, Telanagana, Haryana, Andhra Pradesh Once in 5 years: Maharashtra	Delhi, Kerala, Himachal Pradesh, Tamil Nadu, Uttar Pradesh, Bihar			
Remarks, including reasons for 'No' in Col. (10): NIL									

Sl. No	Item	Is Information available from Records?		If yes in Col 3,		If 'No' in Col 4, is Information collectable from oral enquiry?		If 'No' in Col 8, is the information not at all collectable?	
		Yes	No	source code*	Periodicity of Updation of records	Yes	No	Yes	No
(1)	(2)	(3)	(4)	(5)	(6)	(7)	(8)	(9)	(10)
2.14	Underground Sewerage system passes through the slum (Yes- 1, No- 2)	Telangana, Rajasthan, Karnataka, West Bengal, Haryana, Andhra Pradesh, Maharashtra, Bihar, Uttarakhand	Delhi, Kerala, Sikkim, Himachal Pradesh, Tamil Nadu, Uttar Pradesh	1: Telangana, Rajasthan, West Bengal, Haryana, Andhra Pradesh, Maharashtra, Bihar 2: Karnataka	Annually: Karnataka, Rajasthan, Telanagana, Haryana, Andhra Pradesh Once in 5 years: Maharashtra	Delhi, Kerala, Sikkim, Himachal Pradesh, Tamil Nadu, Uttar Pradesh			
Remarks, including reasons for 'No' in Col. (10): NIL									
2.15	Whether any cooperative society is in function within the slum (Yes- 1, No- 2)	Telangana, Rajasthan, Karnataka, West Bengal, Gujarat, Haryana, Andhra Pradesh, Uttarakhand,	Delhi, Kerala, Sikkim, Himachal Pradesh, Tamil Nadu, Uttar Pradesh, Maharashtra, Bihar	1: Telangana, Rajasthan, West Bengal, Gujarat, Haryana, Andhra Pradesh 5: Karnataka	Annually: Karnataka, Rajasthan, Telanagana, Haryana, Andhra Pradesh	Delhi, Kerala, Sikkim, Himachal Pradesh, Tamil Nadu, Uttar Pradesh, Bihar			
Remarks, including reasons for 'No' in Col. (10): NIL									
2.16	Whether any self help group in Uttar Pradesh is in function within the slum (Yes- 1, No- 2)	Telangana, Kerala, Rajasthan, West Bengal, Gujarat, Haryana, Andhra Pradesh	Delhi, Sikkim, Himachal Pradesh, Tamil Nadu, Uttar Pradesh, Maharashtra, Bihar, Uttarakhand	1: Telangana, Rajasthan, Kerala, West Bengal, Gujarat, Haryana, Andhra Pradesh 5: Karnataka	Annually: Karnataka, Rajasthan, Telanagana, Kerala, Haryana, Andhra Pradesh	Delhi, Sikkim, Himachal Pradesh, Tamil Nadu, Uttar Pradesh, Maharashtra, Bihar			
Remarks, including reasons for 'No' in Col. (10): NIL									

Sl. No	Item	Is Information available from Records?		If yes in Col.3,		If 'No' in Col.4, is Information collectable from oral enquiry?		If 'No' in Col 8, is the information not at all collectable?	
		Yes	No	source code*	Periodicity of Updation of records	Yes	No	Yes	No
(1)	(2)	(3)	(4)	(5)	(6)	(7)	(8)	(9)	(10)
2.17	Any adult education course is in operation within the slum (Yes-1, No-2)	Telangana, Kerala, Karnataka, Rajasthan, West Bengal, Gujarat, Haryana, Andhra Pradesh	Delhi, Sikkim, Himachal Pradesh, Tamil Nadu, Uttar Pradesh, Maharashtra, Bihar, Uttarakhand	1: Telangana, Rajasthan, Kerala West Bengal, Gujarat, Haryana, Andhra Pradesh 5: Karnataka	Annually: Karnataka, Rajasthan, Telanagana, Kerala, Haryana, Andhra Pradesh	Delhi, Sikkim, Himachal Pradesh, Tamil Nadu, Uttar Pradesh, Maharashtra, Bihar, Uttarakhand			
Remarks, including reasons for 'No' in Col. (10): NIL									
2.18	If there is any credit society/ cooperative credit society (Yes—1, No-2)	Telangana, Rajasthan, West Bengal, Gujarat, Haryana, Karnataka, Nagaland, Andhra Pradesh, Bihar	Delhi, Sikkim, Kerala, Himachal Pradesh, Tamil Nadu, Uttar Pradesh, Maharashtra, Uttarakhand	1: Telangana, Rajasthan, West Bengal, Gujarat, Haryana, Andhra Pradesh, Bihar 5: Nagaland, Karnataka	Annually: Karnataka, Rajasthan, Telanagana, Haryana, Nagaland, Andhra Pradesh	Delhi, Sikkim, Kerala, Himachal Pradesh, Tamil Nadu, Uttar Pradesh, Maharashtra, Uttarakhand			
Remarks, including reasons for 'No' in Col. (10): NIL									
2.19	Whether there is any crèche facility (Yes-1, No-2)	Sikkim, Telangana, Karnataka, Rajasthan, West Bengal, Gujarat, Haryana, Bihar	Delhi, Kerala, Himachal Pradesh, Tamil Nadu, Andhra Pradesh, Uttar Pradesh, Uttarakhand	1: Telangana, Rajasthan, Sikkim West Bengal, Gujarat, Haryana, Bihar 5: Karnataka	Annually: Karnataka, Rajasthan, Telanagana, Sikkim, Haryana	Delhi, Kerala, Himachal Pradesh, Tamil Nadu, Andhra Pradesh, Uttar Pradesh, Uttarakhand			
Remarks, including reasons for 'No' in Col. (10): NIL									

Sl. No	Item	Is Information available from Records?		If yes in Col. 3,		If 'No' in Col. 4, is Information collectable from oral enquiry?		If 'No' in Col 8, is the information not at all collectable?	
		Yes	No	source code*	Periodicity of Updation of records	Yes	No	Yes	No
(1)	(2)	(3)	(4)	(5)	(6)	(7)	(8)	(9)	(10)
2.20	Whether there is pucca street within the slum (yes-1, No-2)	Sikkim, Telangana, Karnataka, Rajasthan, West Bengal, Gujarat, Haryana, Andhra Pradesh, Maharashtra, Bihar, Uttarakhand	Delhi, Kerala, Himachal Pradesh, Tamil Nadu, Uttar Pradesh	1: Telangana, Rajasthan, West Bengal, Gujarat, Haryana, Andhra Pradesh, Maharashtra, Bihar, Uttarakhand 2: Karnataka 3: Sikkim	Annually: Karnataka, Rajasthan, Telanagana, Haryana, Andhra Pradesh Once in 5 years: Maharashtra	Delhi, Kerala, Himachal Pradesh, Tamil Nadu, Uttar Pradesh			
Remarks, including reasons for 'No' in Col. (10): NIL									
2.21	Whether there is street light within the slum (yes-1, No-2)	Sikkim, Telangana, Karnataka, Rajasthan, Kerala, West Bengal, Gujarat, Haryana, Andhra Pradesh, Maharashtra, Bihar, Uttarakhand	Delhi, Himachal Pradesh, Tamil Nadu, Uttar Pradesh	1: Telangana, Rajasthan, Kerala, West Bengal, Gujarat, Haryana, Andhra Pradesh, Maharashtra, Bihar 3: Sikkim Karnataka, Uttarakhand	Annually: Karnataka, Rajasthan, Telanagana, Haryana, Andhra Pradesh Uttarakhand Once in 5 years: Maharashtra	Delhi, Himachal Pradesh, Tamil Nadu, Uttar Pradesh			
Remarks, including reasons for 'No' in Col. (10): Kerala: Records are not updated periodically									
2.22	Whether there is community toilet maintained by Government or local bodies (yes-1, No-2)	Telangana, Rajasthan, Kerala, West Bengal, Karnataka, Gujarat, Haryana, Andhra Pradesh, Maharashtra, Bihar, Uttarakhand	Delhi, Sikkim, Himachal Pradesh, Tamil Nadu, Uttar Pradesh	1: Telangana, Rajasthan, Kerala, West Bengal, Gujarat, Haryana, Andhra Pradesh, Maharashtra, Bihar, Uttarakhand 5: Karnataka	Annually: Karnataka, Rajasthan, Telanagana, Haryana, Andhra Pradesh, Uttarakhand Once in 5 years: Maharashtra	Delhi, Sikkim, Himachal Pradesh, Tamil Nadu, Uttar Pradesh			
Remarks, including reasons for 'No' in Col. (10): Kerala: Records are not updated periodically									

Sl. No	Item	Is Information available from Records?		If yes in Col.3.		If 'No' in Col4, is Information collectable from oral enquiry?		If 'No' in Col 8, is the information not at all collectable?	
		Yes	No	source code*	Periodicity of Updation of records	Yes	No	Yes	No
(1)	(2)	(3)	(4)	(5)	(6)	(7)	(8)	(9)	(10)
2.23	Whether the majority of the households have access to individual toilets? (yes-1, No-2)	Sikkim, Telangana, Kamataka, Rajasthan, West Bengal, Gujarat, Haryana, Andhra Pradesh, Bihar, Uttarakhand	Delhi, Kerala, Himachal Pradesh, Tamil Nadu, Uttar Pradesh, Maharashtra	1: Telangana, Rajasthan, West Bengal, Gujarat, Haryana, Andhra Pradesh, Bihar, Uttarakhand 3: Sikkim 5: Kamataka	Annually: Kamataka, Rajasthan, Telanagana, Haryana, Andhra Pradesh, Uttarakhand	Delhi, Kerala, Himachal Pradesh, Tamil Nadu, Uttar Pradesh, Maharashtra			
Remarks, including reasons for 'No' in Col. (10): NIL									
2.24	Whether there is community centre or not (yes-1, No-2)	Sikkim, Telangana, Rajasthan, Kerala, Gujarat, Haryana, Karnataka, Andhra Pradesh, Maharashtra, Bihar	Delhi, West Bengal, Himachal Pradesh, Tamil Nadu, Uttar Pradesh, Uttarakhand	1: Telangana, Rajasthan, Kerala, Gujarat, Haryana, Andhra Pradesh, Maharashtra, Bihar 3: Sikkim 5: Kamataka	Annually: Kamataka, Rajasthan, Telanagana, Haryana, Andhra Once in 5 years: Maharashtra	Delhi, Sikkim, West Bengal, Himachal Pradesh, Tamil Nadu, Uttar Pradesh, Uttarakhand			
Remarks, including reasons for 'No' in Col. (10): • Kerala: At the time of starting of the facility.									
2.25	Any Health facility provided (PHC-1, Mobile-2, NGO-3, Others-4)	Sikkim, Telangana, Rajasthan, Kerala, West Bengal, Karnataka, Himachal Pradesh, Gujarat, Haryana, Andhra Pradesh, Maharashtra, Bihar, Uttarakhand	Delhi, Tamil Nadu, Uttar Pradesh	1: Telangana, Rajasthan, Kerala, Sikkim, West Bengal, Gujarat, Haryana, Andhra Pradesh, Maharashtra, Bihar 8: Kamataka 9: Uttarakhand	Annually: Kamataka, Rajasthan, Telanagana, Haryana, Andhra Pradesh, Uttarakhand Once in 5 years: Maharashtra	Delhi, Tamil Nadu, Uttar Pradesh			
Remarks, including reasons for 'No' in Col. (10): • Kerala: At the time of starting of the facility.									

Sl. No	Item	Is Information available from Records?		If yes in Col 3,		If 'No' in Col 4, is information collectable from oral enquiry?		If 'No' in Col 8, is the information not at all collectable?	
		Yes	No	source code*	Periodicity of Updation of records	Yes	No	Yes	No
(1)	(2)	(3)	(4)	(5)	(6)	(7)	(8)	(9)	(10)
2.26	Whether there is Primary school (yes-1, No-2)	Sikkim, Telangana, Rajasthan, Karnataka, Kerala West Bengal, Himachal Pradesh, Gujarat, Haryana, Andhra Pradesh, Maharashtra, Bihar, Uttarakhand	Delhi, Tamil Nadu, Uttar Pradesh	1: Telangana, Rajasthan, Himachal Pradesh, Kerala, West Bengal, Gujarat, Haryana, Andhra Pradesh, Maharashtra, Bihar 3: Sikkim 6: Karnataka, Uttarakhand	Annually: Karnataka, Rajasthan, Telanagana, Haryana, Andhra Pradesh, Uttarakhand Once in 5 years: Maharashtra	Delhi, Tamil Nadu, Uttar Pradesh			
Remarks, including reasons for 'No' in Col. (10): <ul style="list-style-type: none"> Kerala: At the time of starting of the facility. 									
2.27	Whether there is Anganwadi school (yes-1, No-2)	Sikkim, Telangana, Rajasthan, Kerala West Bengal, Karnataka, Himachal Pradesh, Gujarat, Haryana, Andhra Pradesh, Maharashtra, Bihar, Uttarakhand	Delhi, Tamil Nadu, Uttar Pradesh	1: Telangana, Rajasthan, Kerala, West Bengal, Himachal Pradesh, Gujarat, Haryana, Andhra Pradesh, Bihar 3: Sikkim, Uttarakhand 6: Karnataka 9: Maharashtra	Annually: Karnataka, Rajasthan, Telanagana, Haryana, Andhra Pradesh, Uttarakhand Once in 5 years: Maharashtra	Delhi, Tamil Nadu, Uttar Pradesh			
Remarks, including reasons for 'No' in Col. (10): <ul style="list-style-type: none"> Kerala: At the time of starting of the facility. 									
2.28	Whether there is public Library or not (yes 1, No-2)	Telangana, Rajasthan, Kerala West Bengal, Gujarat, Haryana, Andhra Pradesh, Bihar	Delhi, Sikkim, Himachal Pradesh, Tamil Nadu, Uttar Pradesh, Uttarakhand	1: Telangana, Rajasthan, Kerala, West Bengal, Gujarat, Haryana, Andhra Pradesh, Bihar 5: Karnataka	Annually: Karnataka, Rajasthan, Telanagana, Kerala, Haryana, Andhra Pradesh	Delhi, Sikkim, Himachal Pradesh, Tamil Nadu, Uttar Pradesh, Uttarakhand			
Remarks, including reasons for 'No' in Col. (10): NIL									

Sl. No	Item	Is Information available from Records?		If yes in Col. 3,		If 'No' in Col.4, is Information collectable from oral enquiry?		If 'No' in Col 8, is the information not at all collectable?	
		Yes	No	source code*	Periodicity of Updation of records	Yes	No	Yes	No
(1)	(2)	(3)	(4)	(5)	(6)	(7)	(8)	(9)	(10)
2.29	Whether there is Recreation activity or not (yes-1, No-2)	Telangana, Rajasthan, Karnataka, West Bengal, Gujarat, Haryana, Andhra Pradesh, Maharashtra, Bihar	Delhi, Sikkim, Kerala, Himachal Pradesh, Tamil Nadu, Uttar Pradesh, Uttarakhand	1: Telangana, Rajasthan, West Bengal, Gujarat, Haryana, Andhra Pradesh, Maharashtra 5: Karnataka	Annually: Karnataka, Rajasthan, Telanagana, Haryana, Andhra Pradesh Once in 5 years: Maharashtra	Delhi, Sikkim, Kerala, Himachal Pradesh, Tamil Nadu, Uttar Pradesh, Uttarakhand			
Remarks, including reasons for 'No' in Col. (10): NIL									
2.30	Whether there is Fair price shop or not (yes-1, No-2)	Telangana, Rajasthan, Kerala West Bengal, Karnataka, Gujarat, Haryana, Andhra Pradesh, Maharashtra, Bihar, Uttarakhand	Delhi, Sikkim, Himachal Pradesh, Tamil Nadu, Uttar Pradesh	1: Telangana, West Bengal, Gujarat, Haryana, Andhra Pradesh, Bihar 3: Kerala, Rajasthan, Uttarakhand 4: Maharashtra 5: Karnataka	Annually: Karnataka, Rajasthan, Telanagana, Haryana, Andhra Pradesh Uttarakhand Once in 5 years: Maharashtra	Delhi, Sikkim, Himachal Pradesh, Tamil Nadu, Uttar Pradesh			
Remarks, including reasons for 'No' in Col. (10): • Kerala: At the time of starting of the facility.									
2.31	Whether there is PCO within the slum or not (yes-1, No-2)	Telangana, Rajasthan, Karnataka, West Bengal, Gujarat, Haryana, Andhra Pradesh, Bihar	Delhi, Sikkim, Kerala, Himachal Pradesh, Tamil Nadu, Uttar Pradesh, Uttarakhand	1: Telangana, Rajasthan, West Bengal, Gujarat, Haryana, Andhra Pradesh, Bihar 5: Karnataka	Annually: Karnataka, Rajasthan, Telanagana, Haryana, Andhra Pradesh	Delhi, Sikkim, Kerala, Himachal Pradesh, Tamil Nadu, Uttar Pradesh, Uttarakhand			

Note: i) In Mizoram, there was no slum area in the area covered in Pilot Study.
ii) Delhi: The information is collected from MLA, Ex-MLAs, Anganbadi Workers, Asha Workers, etc.

Block 3 Ward Infrastructure

Sl No	Item	Is Information available from Records?		If yes in Col. 3,		If 'No' in Col. 4, is Information collectable from oral enquiry?		If 'No' in Col 8, is the information not at all collectable?	
		Yes	No	source code*	Periodicity of Updation of records	Yes	No	Yes	No
(1)	(2)	(3)	(4)	(5)	(6)	(7)	(8)	(9)	(10)
3.1	No. of factories set up within and vicinity of the town/ward	Sikkim, Telangana, Kerala (Kottayam), Rajasthan, Gujarat, Haryana, Lakshadweep, Andhra Pradesh, Uttar Pradesh, Bihar	Manipur, Delhi, Karnataka, Kerala (Kozhicode), West Bengal, Himachal Pradesh, Mizoram, Tamil Nadu, Nagaland, Maharashtra, Uttarakahand	1: Manipur, Telangana, Kerala, Rajasthan, Haryana, Andhra Pradesh, Uttar Pradesh 2: Gujarat 3: Sikkim, Rajasthan, Lakshadweep, Bihar 5: Nagaland	Annually: Rajasthan, Telanagana, Kerala, Manipur, Sikkim Haryana, Nagaland, Andhra Pradesh, Uttar Pradesh	Manipur, Delhi, Kerala (Kozhicode), West Bengal, Himachal Pradesh, Mizoram, Tamil Nadu, Nagaland, Maharashtra, Uttarakahand			
Remarks, including reasons for 'No' in Col. (10): Lakshadweep: There are no big factories available and small factories like fibre & coir factories are available.									
3.2	No. of new bridges / flyovers constructed with in and vicinity of the town/ward	Sikkim, Telangana, Kerala (Kottayam), Rajasthan, Tamil Nadu, Gujarat, Haryana, Lakshadweep, Andhra Pradesh, Uttar Pradesh, Maharashtra, Bihar	Manipur, Delhi, Karnataka, Kerala (Kozhicode), West Bengal, Himachal Pradesh, Mizoram, Nagaland, Uttarakahand	1: Manipur, Telangana, Rajasthan, Tamil Nadu, Haryana, Andhra Pradesh, Uttar Pradesh, Bihar 2: Gujarat 3: Sikkim, Rajasthan, Kerala, Lakshadweep 5: Nagaland 9: Maharashtra	Annually: Rajasthan, Telanagana, Kerala, Manipur, Sikkim Tamil Nadu, Haryana, Nagaland, Lakshadweep, Andhra Pradesh, Uttar Pradesh Once in 5 years: Maharashtra	Manipur, Delhi, Kerala (Kozhicode), West Bengal, Himachal Pradesh, Mizoram, Nagaland, Uttarakahand			
Remarks, including reasons for 'No' in Col. (10): <ul style="list-style-type: none"> Nagaland: No such development taking place in the vicinity during the reference. Lakshadweep: The Islands of Lakshadweep is separated by sea, each island having on an average of 3.5sq km. There are no bridges available in Lakshadweep. 									

Sl No	Item	Is Information available from Records?		If yes in Col 3,		If 'No' in Col 4, is information collectable from oral enquiry?		If 'No' in Col 8, is the information not at all collectable?	
		Yes	No	source code*	Periodicity of Updation of records	Yes	No	Yes	No
(1)	(2)	(3)	(4)	(5)	(6)	(7)	(8)	(9)	(10)
3.3	No. of business establishment with large turnover (more than one crore annually) set up within and vicinity the town/ward	Sikkim, Telangana, Kerala (Kottayam), Rajasthan, Tamil Nadu, Gujarat, Haryana, Nagaland, Andhra Pradesh, Uttar Pradesh, Uttarakhand	Manipur, Delhi, Karnataka, Kerala (Kozhicode), West Bengal, Himachal Pradesh, Mizoram, Maharashtra, Bihar	1: Manipur, Telangana, Rajasthan, Tamil Nadu, Haryana, Andhra Pradesh, Uttar Pradesh, Uttarakhand 2: Gujarat 3: Sikkim, Rajasthan, Kerala 5: Nagaland	Annually: Rajasthan, Telanagana, Kerala, Manipur, Sikkim Tamil Nadu, Haryana, Nagaland, Andhra Pradesh, Uttar Pradesh, Uttarakhand	Manipur, Delhi, Kerala (Kozhicode), West Bengal, Himachal Pradesh, Mizoram, Maharashtra, Bihar			
Remarks, including reasons for 'No' in Col (10): <ul style="list-style-type: none"> Lakshadweep: There are no big business establishment in Lakshadweep. 									
3.4	Source of drinking water for majority of people: Tap water 1, Well-2, Tube well -3, Hand Pumps-4, Tanks /ponds-5, River/canal-6, others-9	Sikkim, Telangana, Kerala, Karnataka, Rajasthan, West Bengal, Himachal Pradesh, Mizoram, Tamil Nadu, Gujarat, Haryana, Lakshadweep, Andhra Pradesh, Uttar Pradesh, Maharashtra, Bihar, Uttarakhand	Manipur, Delhi	1: Manipur, Telangana, Rajasthan, Kerala, West Bengal, Himachal Pradesh, Tamil Nadu, Haryana, Andhra Pradesh, Uttar Pradesh, Maharashtra, Bihar 2: Gujarat, Nagaland, Karnataka 3: Sikkim, Rajasthan, Mizoram, Lakshadweep, Uttarakhand 9: Kerala	Annually: Rajasthan, Telanagana, Karnataka, Kerala, Manipur, Sikkim Mizoram, Tamil Nadu, Haryana, Nagaland, Lakshadweep, Andhra Pradesh, Uttar Pradesh, Uttarakhand Once in 5 years: Maharashtra	Manipur, Delhi			
Remarks, including reasons for 'No' in Col (10): <ul style="list-style-type: none"> Kerala: Information is collected from Anganwadi teacher 									

Sl. No	Item	Is Information available from Records?		If yes in Col 3,		If 'No' in Col 4, is Information collectable from oral enquiry?		If 'No' in Col 8, is the information not at all collectable?	
		Yes	No	Source code*	Periodicity of Updation of records	Yes	No	Yes	No
(1)	(2)	(3)	(4)	(5)	(6)	(7)	(8)	(9)	(10)
3.5	Percentage of households having tap water connectivity within the premises	Sikkim, Telangana, Kerala, Karnataka, Rajasthan, West Bengal, Himachal Pradesh, Mizoram, Tamil Nadu, Gujarat, Haryana, Lakshadweep, Andhra Pradesh, Uttar Pradesh, Maharashtra, Uttarakhand	Manipur, Delhi, Bihar	1: Manipur, Telangana, Rajasthan, Kerala, West Bengal, Himachal Pradesh, Tamil Nadu, Haryana, Andhra Pradesh, Uttar Pradesh, Maharashtra 2: Gujarat, Karnataka 3: Sikkim, Rajasthan, Mizoram, Uttarakhand, Lakshadweep 9: Kerala	Annually: Rajasthan, Telangana, Karnataka, Kerala, Manipur, Sikkim, Mizoram, Tamil Nadu, Haryana, Lakshadweep, Andhra Pradesh, Uttar Pradesh, Uttarakhand Once in 5 years: Maharashtra	Manipur, Delhi, Bihar			
Remarks, including reasons for 'No' in Col (10): <ul style="list-style-type: none"> Kerala: Information is collected from Anganwadi teacher 									
3.6	Is there any scheme for recycling waste water? If yes-1, no-2	Telangana, Rajasthan, Karnataka, West Bengal, Mizoram, Gujarat, Haryana, Lakshadweep, Andhra Pradesh, Uttar Pradesh, Maharashtra, Bihar	Manipur, Delhi, Sikkim, Kerala, Himachal Pradesh, Tamil Nadu, Uttarakhand	1: Manipur, Telangana, Rajasthan, West Bengal, Haryana, Andhra Pradesh, Uttar Pradesh, Maharashtra, Bihar 2: Gujarat, Karnataka 3: Rajasthan, Mizoram, Lakshadweep	Annually: Rajasthan, Telangana, Karnataka, Manipur, Haryana, Lakshadweep, Andhra Pradesh, Uttar Pradesh Once in 5 years: Maharashtra	Manipur, Delhi, Sikkim, Kerala, Himachal Pradesh, Tamil Nadu, Uttarakhand			
Remarks, including reasons for 'No' in Col (10): <ul style="list-style-type: none"> Kerala: Information collected from municipal secretary. 									

Sl No	Item	Is Information available from Records?		If yes in Col. 3,		If 'No' in Col.4, is Information collectable from oral enquiry?		If 'No' in Col 8, is the information not at all collectable?	
		Yes	No	Source code*	Periodicity of updation of records	Yes	No	Yes	No
(1)	(2)	(3)	(4)	(5)	(6)	(7)	(8)	(9)	(10)
3.7	Is the ground water level is receding? If yes-1,no-2	Telangana, Kerala, Karnataka, Rajasthan, West Bengal, Mizoram, Gujarat, Haryana, Lakshadweep, Andhra Pradesh, Uttar Pradesh, Maharashtra, Bihar	Manipur, Delhi, Sikkim, Tamil Nadu, Uttarakhand	1: Manipur, Telangana, Rajasthan, West Bengal, Haryana, Andhra Pradesh, Uttar Pradesh, Bihar 2: Gujarat, Karnataka 3: Rajasthan, Kerala, Mizoram, Lakshadweep 9: Maharashtra	Annually: Rajasthan, Telanagana, Karnataka, Kerala, Manipur, Sikkim Mizoram, Haryana, Lakshadweep, Andhra Pradesh, Uttar Pradesh Once in 5 years: Maharashtra	Manipur, Delhi, Himachal Pradesh, Tamil Nadu, Uttarakhand	Sikkim		Sikkim
Remarks, including reasons for 'No' in Col. (10):									
<ul style="list-style-type: none"> Sikkim: No records 									
3.8	Is there any ground water recharge -1, rain water harvesting unit-2, both-3, No-4	Telangana, Kerala (Kottayam), Rajasthan, West Bengal, Karnataka, Mizoram, Gujarat, Haryana, Lakshadweep, Uttar Pradesh, Bihar, Uttarakhand	Manipur, Delhi, Sikkim, Kerala (Kozhicode), Tamil Nadu, Andhra Pradesh, Maharashtra	1: Manipur, Telangana, Rajasthan, Kerala, West Bengal, Haryana, Uttar Pradesh, Bihar 2: Gujarat, Karnataka 3: Rajasthan, Mizoram, Lakshadweep, Uttarakhand	Annually: Rajasthan, Telanagana, Karnataka, Kerala, Manipur, Mizoram, Haryana, Lakshadweep, Uttar Pradesh, Uttarakhand	Manipur, Delhi, Kerala (Kozhicode), Tamil Nadu, Maharashtra	Sikkim, Andhra Pradesh		Sikkim, Andhra Pradesh,
Remarks, including reasons for 'No' in Col. (10):									
<ul style="list-style-type: none"> Sikkim: No records 									

Sl No	Item	Is Information available from Records?		If yes in Col 3,		If 'No' in Col 4, is Information collectable from oral enquiry?		If 'No' in Col 8, is the information not at all collectable?	
		Yes	No	Source code*	Periodicity of Updation of records	Yes	No	Yes	No
(1)	(2)	(3)	(4)	(5)	(6)	(7)	(8)	(9)	(10)
3.9	Whether treated water is available or not ? If yes-1, no-2	Telangana, Kerala, Rajasthan, Karnataka, West Bengal, Himachal Pradesh, Mizoram, Gujarat, Lakshadweep, Uttar Pradesh, Maharashtra, Bihar, Uttarakhand	Manipur, Delhi, Sikkim, Tamil Nadu, Andhra Pradesh	1: Manipur, Telangana, Rajasthan, Kerala, West Bengal, Himachal Pradesh, Haryana, Uttar Pradesh, Maharashtra, Bihar 2: Gujarat, Karnataka 3: Rajasthan, Mizoram, Uttarakhand, Lakshadweep	Annually: Rajasthan, Telanagana, Karnataka, Kerala, Manipur, Mizoram, Haryana, Uttar Pradesh Once in 5 years: Maharashtra	Manipur, Delhi, Tamil Nadu	Sikkim, Andhra Pradesh,		Sikkim, Andhra Pradesh
Remarks, including reasons for 'No' in Col. (10): <ul style="list-style-type: none"> Sikkim: No records 									
3.10	Is there any non drinking water supply scheme for industry etc. ? If yes-1, no-2	Telangana, Rajasthan, West Bengal, Karnataka, Mizoram, Gujarat, Haryana, Andhra Pradesh, Uttar Pradesh	Manipur, Delhi, Sikkim, Kerala, Himachal Pradesh, Tamil Nadu, Bihar, Maharashtra, Uttarakhand	1: Manipur, Telangana, Rajasthan, West Bengal, Haryana, Andhra Pradesh, Uttar Pradesh 2: Gujarat, Karnataka 3: Rajasthan, Mizoram	Annually: Rajasthan, Telanagana, Karnataka, Kerala, Manipur, Mizoram, Haryana, Andhra Pradesh, Uttar Pradesh	Manipur, Delhi, Sikkim, Kerala, Himachal Pradesh, Tamil Nadu, Maharashtra, Bihar	Sikkim		Sikkim
Remarks, including reasons for 'No' in Col. (10): <ul style="list-style-type: none"> Sikkim: No records Kerala: Information collected from municipal secretary Lakshadweep: No industrial area. 									

Sl. No	Item	Is Information available from Records?.		If yes in Col 3,		If 'No' in Col 4, is information collectable from oral enquiry?/		If 'No' in Col 8, is the information nor or all collectable?/	
		Yes	No	Source code*	Periodicity of Updation of records	Yes	No	Yes	No
(1)	(2)	(3)	(4)	(5)	(6)	(7)	(8)	(9)	(10)
3.11	Percentage of houses according to structure (Kachha/Pucca/Semi-Pucca)	Telangana, Kerala, Karnataka, Rajasthan, West Bengal, Himachal Pradesh, Mizoram, Gujarat, Haryana, Andhra Pradesh, Maharashtra, Uttarakhand	Manipur, Delhi, Sikkim, Tamil Nadu, Lakshadweep, Uttar Pradesh, Bihar	1: Manipur, Telangana, Rajasthan, Kerala, West Bengal, Himachal Pradesh, Mizoram, Haryana, Andhra Pradesh, Maharashtra, Uttarakhand 2: Gujarat, Karnataka 3: Rajasthan 9: Kerala	Annually: Rajasthan, Telanagana, Karnataka, Kerala, Manipur, Mizoram, Haryana, Andhra Pradesh Uttarakhand Once in 5 years: Maharashtra	Manipur, Delhi, Tamil Nadu, Uttar Pradesh, Bihar	Lakshadweep		Lakshadweep
Remarks, including reasons for 'No' in Col (10): <ul style="list-style-type: none"> Kerala: Information is available from annual report of ICDS, Uttar Pradeshvisors of Block office Lakshadweep: Island wise data on house structure arenot available in Census department 									
3.12	Percentage of houses with latrine (Independent/Shared)	Telangana, Kerala, Rajasthan, West Bengal, Karnataka, Himachal Pradesh, Mizoram, Gujarat, Haryana, Lakshadweep, Uttarakhand	Manipur, Delhi, Sikkim, Tamil Nadu, Andhra Pradesh, Uttar Pradesh, Maharashtra, Bihar	1: Manipur, Telangana, Rajasthan, West Bengal, Himachal Pradesh, Mizoram, Haryana, Uttarakhand 2: Gujarat, Karnataka 3: Rajasthan 5: Lakshadweep 9: Kerala	Annually: Rajasthan, Telanagana, Karnataka, Kerala, Manipur, Mizoram, Haryana, Uttarakhand Once in 10 years: Lakshadweep	Manipur, Delhi, Sikkim, Tamil Nadu, Andhra Pradesh, Uttar Pradesh, Maharashtra, Bihar			
Remarks, including reasons for 'No' in Col (10): <ul style="list-style-type: none"> Kerala: Information is collected from municipal councillor. Himachal Pradesh: Information is available only for Shimla and Una, and not available in Dharamshala and Solan Lakshadweep: 90% houses having independent latrine. 									

Sl No	Item	Is information available from Records?		If yes in Col. 3,		If 'No' in Col. 4, is Information collectable from oral enquiry?		If 'No' in Col 8, is the information not at all collectable?	
		Yes	No	Source code*	Periodicity of Updation of records	Yes	No	Yes	No
(1)	(2)	(3)	(4)	(5)	(6)	(7)	(8)	(9)	(10)
3.13	Facility of Sulabh(Or similar type), if Yes-1, No-2	Telangana, Kerala, Karnataka, Rajasthan, West Bengal, Mizoram, Gujarat, Haryana, Andhra Pradesh, Maharashtra, Bihar, Uttarakhand	Manipur, Delhi, Sikkim, Himachal Pradesh, Tamil Nadu, Lakshadweep, Uttar Pradesh	1: Manipur, Telangana, Rajasthan, Kerala, West Bengal, Mizoram, Haryana, Andhra Pradesh, Maharashtra, Bihar, Uttarakhand 2: Gujarat, Karnataka 3:Rajasthan	Annually: Telanagana, Kerala, Manipur, Karnataka, Mizoram, Haryana, Andhra Pradesh, Uttarakhand Once in 5 years: Maharashtra	Manipur, Delhi, Sikkim, Himachal Pradesh, Tamil Nadu, Uttar Pradesh		Lakshadweep	Lakshadweep
Remarks, including reasons for 'No' in Col. (10): <ul style="list-style-type: none"> Kerala: Information is collected from municipal secretary. Lakshadweep: Scheme not in operation. 									
3.14	Is supply of electricity sufficient, if yes-1, no-2	Telangana, Sikkim, Karnataka, Rajasthan, West Bengal, Mizoram, Gujarat, Haryana, Lakshadweep, Andhra Pradesh, Uttarakhand	Manipur, Delhi, Kerala, Himachal Pradesh, Tamil Nadu, Uttar Pradesh, Maharashtra, Bihar	1: Manipur, Telangana, Rajasthan, West Bengal, Mizoram, Haryana, Andhra Pradesh 2: Gujarat, Karnataka 3:Rajasthan, Sikkim, Lakshadweep, Uttarakhand	Monthly: Lakshadweep Annually: Rajasthan, Telanagana, Karnataka, Manipur, Mizoram, Haryana, Andhra Pradesh, Uttarakhand	Manipur, Delhi, Kerala, Himachal Pradesh, Tamil Nadu, Uttar Pradesh, Maharashtra, Bihar			
Remarks, including reasons for 'No' in Col. (10): <ul style="list-style-type: none"> Kerala: Information is collected from municipal councillor. 									

Sl No	Item	Is Information available from Records?		If yes in Col 3,		If 'No' in Col 4, is Information collectable from oral enquiry?		If 'No' in Col 8, is the information not at all collectable?	
		Yes	No	Source code*	Periodicity of Updation of records	Yes	No	Yes	No
(1)	(2)	(3)	(4)	(5)	(6)	(7)	(8)	(9)	(10)
3.15	If no in 3.14, supply is more than 90%-1, supply is more than 75% but less than 90%-2, supply is more than 50% but less than 75%-3, Less than 50%-4	Telangana Rajasthan, Karnataka, West Bengal, Mizoram, Haryana, Andhra Pradesh, Uttarakhand	Manipur, Delhi, Kerala Tamil Nadu, Uttar Pradesh, Maharashtra, Bihar	1: Manipur, Telangana, Rajasthan, West Bengal, Mizoram, Haryana, Andhra Pradesh 2: Karnataka 3: Rajasthan, Uttarakhand	Annually: Rajasthan, Telanagana, Karnataka, Manipur, Mizoram, Haryana, Andhra Pradesh, Uttarakhand	Manipur, Delhi, Kerala, Tamil Nadu, Uttar Pradesh, Bihar	Maharashtra	Maharashtra	
Remarks, including reasons for 'No' in Col (10):									
<ul style="list-style-type: none"> Kerala: Information is collected from municipal councillor. 									
3.16	Information Kiosk if Yes-1, No—2	Telangana Rajasthan, Karnataka, West Bengal, Mizoram, Gujarat, Haryana	Manipur, Delhi, Kerala, Sikkim, Himachal Pradesh, Tamil Nadu, Lakshadweep, Andhra Pradesh, Uttar Pradesh, Maharashtra, Bihar, Uttarakhand	1: Manipur, Telangana, Rajasthan, West Bengal, Mizoram, Haryana 2: Gujarat, Karnataka 3: Rajasthan	Annually: Rajasthan, Telanagana, Karnataka, Manipur, Mizoram, Haryana	Manipur, Delhi, Kerala, Himachal Pradesh, Tamil Nadu, Lakshadweep, Andhra Pradesh, Uttar Pradesh, Maharashtra, Bihar, Uttarakhand	Sikkim		
Remarks, including reasons for 'No' in Col (10):									
<ul style="list-style-type: none"> Kerala: Information is collected from municipal secretary as KIOSK is not available in the Municipality. 									

Sl No	Item	Is Information available from Records?		If yes in Col 3,		If 'No' in Col 4, is Information collectable from oral enquiry?		If 'No' in Col 8, is the information not at all collectable?	
		Yes	No	Source code*	Periodicity of Updation of records	Yes	No	Yes	No
(1)	(2)	(3)	(4)	(5)	(6)	(7)	(8)	(9)	(10)
3.17	Facility of Street lighting (Yes-1, No-2)	Telangana, Sikkim, Rajasthan, Kerala, Karnataka, West Bengal, Himachal Pradesh, Mizoram, Tamil Nadu, Andhra Pradesh, Gujarat, Haryana, Lakshadweep, Maharashtra, Bihar, Uttarakhand	Manipur, Delhi, Uttar Pradesh	1: Manipur, Kerala, Telangana, Rajasthan, West Bengal, Himachal Pradesh, Mizoram, Tamil Nadu, Haryana, Andhra Pradesh, Maharashtra, Bihar 2: Gujarat, Karnataka 3: Rajasthan, Sikkim, Lakshadweep	Monthly: Lakshadweep Annually: Rajasthan, Telangana, Karnataka, Manipur, Kerala, Mizoram, Tamil Nadu, Haryana, Andhra Pradesh Once in 5 years: Maharashtra	Manipur, Delhi, Uttar Pradesh	Sikkim		
Remarks, including reasons for 'No' in Col (10): <ul style="list-style-type: none"> Kerala: Information is collected from municipal councillor. 									
3.18	Sewer Treatment Facility (Yes-1, No-2)	Telangana, Rajasthan, Karnataka, West Bengal, Himachal Pradesh, Mizoram, Gujarat, Haryana, Lakshadweep, Maharashtra	Manipur, Delhi, Kerala, Sikkim, Tamil Nadu, Andhra Pradesh, Uttar Pradesh, Bihar, Uttarakhand	1: Manipur, Telangana, Rajasthan, West Bengal, Himachal Pradesh, Mizoram, Haryana, Maharashtra 2: Gujarat, Karnataka 3: Rajasthan, Lakshadweep	Monthly: Lakshadweep Annually: Rajasthan, Telangana, Karnataka, Manipur, Mizoram, Haryana Once in 5 years: Maharashtra	Manipur, Delhi, Kerala, Tamil Nadu, Andhra Pradesh, Uttar Pradesh, Bihar, Uttarakhand	Sikkim		Kerala (Kottayam)
Remarks, including reasons for 'No' in Col (10): <ul style="list-style-type: none"> Kerala: Information for this item is not at all collectable in Kottayam district of Kerala. This facility is not in the municipality (Kottayam, Kerala). 									

Note:

- Delhi: The information is collected from MLA, Ex-MLAs, Anganbadi Workers, Asha Workers, RWA, etc.
- West Bengal: Maximum data is not available in Bhadreswar Municipality.

Block [4] Distance from the nearest facility

Sl. No	Item	Is Information available from Records?		If yes in Col. 3,		If 'No' in Col. 4, is information collectable from oral enquiry?		If 'No' in Col. 8, is the information not at all collectable?	
		Yes	No	source code*	Periodicity of Updation of records	Yes	No	Yes	No
(1)	(2)	(3)	(4)	(5)	(6)	(7)	(8)	(9)	(10)
4.1	Pre -primary school (without separate toilet for girls)	Manipur, Sikkim, Telangana, West Bengal, Himachal Pradesh, Mizoram, Tamil Nadu, Gujarat, Haryana, Lakshadweep, Andhra Pradesh, Uttar Pradesh, Maharashtra, Bihar	Delhi, Kerala, Rajasthan, Nagaland	1: Manipur, Telangana West Bengal, Himachal Pradesh, Tamil Nadu, Haryana, Andhra Pradesh, 2: Gujarat 3: Sikkim 5: Nagaland 6: Mizoram, Lakshadweep, Uttar Pradesh, Bihar	Annually: Sikkim, Manipur, Mizoram, Tamil Nadu, Haryana, Nagaland, Lakshadweep, Andhra Pradesh, Uttar Pradesh Once in 5 years: Maharashtra	Delhi, Kerala, Rajasthan, Nagaland			
Remarks, including reasons for 'No' in Col. 10: NIL									
4.2	Pre -primary school (with separate toilet for girls)	Manipur, Sikkim, Telangana, West Bengal, Himachal Pradesh, Mizoram, Tamil Nadu, Gujarat, Haryana, Nagaland, Lakshadweep, Andhra Pradesh, Uttar Pradesh, Maharashtra, Bihar	Delhi, Kerala, Rajasthan	1: Manipur, Telangana West Bengal, Himachal Pradesh, Tamil Nadu, Haryana, Andhra Pradesh 2: Gujarat 3: Sikkim 5: Nagaland 6: Mizoram, Lakshadweep, Uttar Pradesh, Bihar	Annually: Sikkim, Manipur, Mizoram, Tamil Nadu, Haryana, Nagaland, Lakshadweep, Andhra Pradesh, Uttar Pradesh Once in 5 years: Maharashtra	Delhi, Kerala, Rajasthan			
Remarks, including reasons for 'No' in Col. 10: NIL									
4.3	Primary school (without separate toilet for girls)	Manipur, Sikkim, Telangana, West Bengal, Himachal Pradesh, Mizoram, Tamil Nadu, Gujarat, Haryana, Lakshadweep, Andhra Pradesh, Uttar Pradesh, Maharashtra, Bihar	Delhi, Kerala, Rajasthan, Nagaland	1: Manipur, Telangana West Bengal, Himachal Pradesh, Tamil Nadu, Haryana, Andhra Pradesh 2: Gujarat 3: Sikkim 5: Nagaland 6: Mizoram, Lakshadweep, Uttar Pradesh, Bihar	Annually: Sikkim, Manipur, Mizoram, Tamil Nadu, Haryana, Nagaland, Lakshadweep, Andhra Pradesh, Uttar Pradesh Once in 5 years: Maharashtra	Delhi, Kerala, Rajasthan, Nagaland			
Remarks, including reasons for 'No' in Col. 10: NIL									

Sl. No	Item	Is information available from Records?		If yes in Col. 3,		If 'No' in Col. 4, is information collectable from oral enquiry?		If 'No' in Col. 8, is the information not at all collectable?	
		Yes	No	source code*	Periodicity of updation of records	Yes	No	Yes	No
(1)	(2)	(3)	(4)	(5)	(6)	(7)	(8)	(9)	(10)
44	Primary school (with separate toilet for girls)	Manipur, Sikkim, Telangana, West Bengal, Himachal Pradesh, Mizoram, Tamil Nadu, Gujarat, Haryana, Nagaland, Lakshadweep, Andhra Pradesh, Uttar Pradesh, Maharashtra, Bihar	Delhi, Kerala, Rajasthan	1: Manipur, Telangana West Bengal, Himachal Pradesh, Tamil Nadu, Andhra Pradesh 2: Gujarat 3: Sikkim 5: Nagaland 6: Mizoram, Haryana, Lakshadweep, Uttar Pradesh, Bihar	Annually: Sikkim, Manipur, Mizoram, Tamil Nadu, Haryana, Nagaland, Lakshadweep, Andhra Pradesh, Uttar Pradesh Once in 5 years: Maharashtra	Delhi, Kerala, Rajasthan			
Remarks, including reasons for 'No' in Col. 10: NIL									
45	Middle School (without separate toilet for girls)	Manipur, Sikkim, Telangana, West Bengal, Himachal Pradesh, Mizoram, Tamil Nadu, Gujarat, Haryana, Lakshadweep, Andhra Pradesh, Uttar Pradesh, Maharashtra, Bihar	Delhi, Kerala, Rajasthan, Nagaland	1: Manipur, Telangana West Bengal, Himachal Pradesh, Tamil Nadu, Haryana, Andhra Pradesh 2: Gujarat 3: Sikkim 5: Nagaland 6: Mizoram, Lakshadweep, Bihar	Annually: Sikkim, Manipur, Mizoram, Tamil Nadu, Haryana, Nagaland, Lakshadweep, Andhra Pradesh, Uttar Pradesh Once in 5 years: Maharashtra	Delhi, Kerala, Rajasthan	Nagaland		
Remarks, including reasons for 'No' in Col. 10: NIL									
46	Middle School (with separate toilet for girls)	Manipur, Sikkim, Telangana, West Bengal, Himachal Pradesh, Mizoram, Tamil Nadu, Gujarat, Haryana, Nagaland, Lakshadweep, Andhra Pradesh, Uttar Pradesh, Maharashtra, Bihar	Delhi, Kerala, Rajasthan	1: Manipur, Telangana West Bengal, Himachal Pradesh, Tamil Nadu, Andhra Pradesh 2: Gujarat 3: Sikkim 5: Nagaland 6: Mizoram, Haryana, Lakshadweep, Uttar Pradesh, Bihar	Annually: Sikkim, Manipur, Mizoram, Tamil Nadu, Haryana, Nagaland, Lakshadweep, Andhra Pradesh, Uttar Pradesh Once in 5 years: Maharashtra	Delhi, Kerala, Rajasthan			
Remarks, including reasons for 'No' in Col. 10: NIL									

Sl. No	Item	Is Information available from Records?		If yes in Col. 3, source code*	Periodicity of Updation of records	If 'No' in Col. 4, is Information collectable from oral enquiry?		If 'No' in Col 8, is the information not at all collectable?	
		Yes	No			Yes	No	Yes	No
(1)	(2)	(3)	(4)	(5)	(6)	(7)	(8)	(9)	(10)
4.7	Secondary School (without separate toilet for girls)	Manipur, Sikkim, Telangana, West Bengal, Himachal Pradesh, Mizoram, Tamil Nadu, Gujarat, Haryana, Lakshadweep, Andhra Pradesh, Uttar Pradesh, Maharashtra, Bihar	Delhi, Kerala, Rajasthan, Nagaland	1: Manipur, Telangana West Bengal, Himachal Pradesh, Tamil Nadu, Haryana, Andhra Pradesh 2: Gujarat 3: Sikkim 5: Nagaland 6: Mizoram, Lakshadweep, Uttar Pradesh, Bihar	Annually: Sikkim, Manipur, Mizoram, Tamil Nadu, Haryana, Nagaland, Lakshadweep, Andhra Pradesh, Uttar Pradesh Once in 5 years: Maharashtra	Delhi, Kerala, Rajasthan	Nagaland		
Remarks, including reasons for 'No' in Col. 10: NIL									
4.8	Secondary School (with separate toilet for girls)	Manipur, Sikkim, Telangana, West Bengal, Himachal Pradesh, Mizoram, Tamil Nadu, Gujarat, Haryana, Nagaland, Lakshadweep, Uttar Pradesh, Maharashtra, Bihar	Delhi, Kerala, Rajasthan	1: Manipur, Telangana West Bengal, Himachal Pradesh, Tamil Nadu 2: Gujarat 3: Sikkim 5: Nagaland 6: Mizoram, Haryana, Lakshadweep, Uttar Pradesh, Bihar	Monthly: Annually: Sikkim, Manipur, Mizoram, Tamil Nadu, Haryana, Nagaland, Lakshadweep, Andhra Pradesh, Uttar Pradesh Once in 5 years: Maharashtra	Delhi, Kerala, Rajasthan			
Remarks, including reasons for 'No' in Col. 10: NIL									
4.9	Higher secondary school (without separate toilet for girls)	Manipur, Sikkim, Telangana, West Bengal, Himachal Pradesh, Mizoram, Tamil Nadu, Gujarat, Haryana, Lakshadweep, Andhra Pradesh, Uttar Pradesh, Maharashtra, Bihar	Delhi, Kerala, Rajasthan, Nagaland	1: Manipur, Telangana West Bengal, Himachal Pradesh, Tamil Nadu, Haryana, Andhra Pradesh, 2: Gujarat 3: Sikkim 6: Mizoram, Lakshadweep, Uttar Pradesh, Bihar	Monthly: Annually: Sikkim, Manipur, Mizoram, Tamil Nadu, Haryana, Nagaland, Lakshadweep, Andhra Pradesh, Uttar Pradesh Once in 5 years: Maharashtra	Delhi, Kerala, Rajasthan	Nagaland		
Remarks, including reasons for 'No' in Col. 10: NIL									

Sl. No	Item	Is information available from Records?		If yes in Col. 3, source code*	Periodicity of Updation of records	If 'No' in Col. 4, is Information collectable from oral enquiry?		If 'No' in Col. 8, is the information not at all collectable?	
		Yes	No			Yes	No	Yes	No
(1)	(2)	(3)	(4)	(5)	(6)	(7)	(8)	(9)	(10)
4.10	Higher secondary school (with separate toilet for girls)	Manipur, Sikkim, Telangana, West Bengal, Himachal Pradesh, Mizoram, Tamil Nadu, Gujarat, Haryana, Nagaland, Lakshadweep, Andhra Pradesh, Uttar Pradesh, Maharashtra, Bihar	Delhi, Kerala, Rajasthan,	1: Manipur, Telangana, West Bengal, Himachal Pradesh, Tamil Nadu, Haryana, Andhra Pradesh 2: Gujarat 3: Sikkim, 5: Nagaland 6: Mizoram, Lakshadweep, Uttar Pradesh, Bihar	Annually: Sikkim, Manipur, Mizoram, Tamil Nadu, Haryana, Nagaland, Lakshadweep, Andhra Pradesh, Uttar Pradesh Once in 5 years: Maharashtra	Delhi, Kerala, Rajasthan			
Remarks, including reasons for 'No' in Col. 10: NIL									
4.11	College with degree course	Sikkim, Telangana, Himachal Pradesh, Mizoram, Tamil Nadu, Gujarat, Haryana, Nagaland, Lakshadweep, Andhra Pradesh, Uttar Pradesh, Bihar	Delhi, Kerala, Rajasthan, West Bengal, Maharashtra	1: Telangana, Himachal Pradesh, Tamil Nadu, Haryana, Andhra Pradesh 2: Gujarat 3: Sikkim 5: Nagaland, 6: Mizoram, Lakshadweep, Uttar Pradesh, Bihar	Annually: Sikkim, Mizoram, Tamil Nadu, Haryana, Nagaland, Lakshadweep, Andhra Pradesh, Uttar Pradesh	Delhi, Kerala, Rajasthan, West Bengal, Maharashtra			
Remarks, including reasons for 'No' in Col. 10: NIL									
4.12	College with master degree course/ university	Sikkim, Telangana, Himachal Pradesh, Mizoram, Tamil Nadu, Gujarat, Haryana, Nagaland, Lakshadweep, Andhra Pradesh, Uttar Pradesh, Bihar	Delhi, Kerala, Rajasthan, West Bengal, Maharashtra	1: Telangana Himachal Pradesh, Tamil Nadu, Haryana, Andhra Pradesh 2: Gujarat 3: Sikkim 5: Nagaland 6: Mizoram, Lakshadweep, Uttar Pradesh, Bihar	Annually: Sikkim, Mizoram, Tamil Nadu, Haryana, Nagaland, Lakshadweep, Andhra Pradesh, Uttar Pradesh	Delhi, Kerala, Rajasthan, West Bengal, Maharashtra			
Remarks, including reasons for 'No' in Col. 10: NIL									

Sl No	Item	Is Information available from Records?		If yes in Col. 3,		If 'No' in Col. 4, is Information collectable from oral enquiry?		If 'No' in Col 8, is the information not at all collectable?	
		Yes	No	source code*	Periodicity of updation of records	Yes	No	Yes	No
(1)	(2)	(3)	(4)	(5)	(6)	(7)	(8)	(9)	(10)
4.13	Technical College with degree and above	Sikkim, Telangana, Himachal Pradesh, Mizoram, Tamil Nadu, Gujarat, Haryana, Nagaland, Lakshadweep, Andhra Pradesh, Uttar Pradesh, Bihar	Delhi, Kerala, Rajasthan, Manipur, West Bengal, Maharashtra	1: Telangana Himachal Pradesh, Tamil Nadu, Haryana, Andhra Pradesh 2: Gujarat 3: Sikkim 5: Nagaland 6: Mizoram, Lakshadweep, Uttar Pradesh, Bihar	Annually: Sikkim, Mizoram, Tamil Nadu, Haryana, Nagaland, Lakshadweep, Andhra Pradesh, Uttar Pradesh	Delhi, Kerala, Rajasthan, Manipur, West Bengal, Maharashtra			
4.14	Professional Colleges with degree and above	Sikkim, Telangana, Himachal Pradesh, Mizoram, Tamil Nadu, Gujarat, Haryana, Nagaland, Lakshadweep, Andhra Pradesh, Uttar Pradesh, Bihar	Delhi, Kerala, Rajasthan, Manipur, West Bengal, Maharashtra	1: Telangana Himachal Pradesh, Tamil Nadu, Haryana, Andhra Pradesh 2: Gujarat 3: Sikkim 5: Nagaland 6: Mizoram, Lakshadweep, Uttar Pradesh, Bihar	Annually: Sikkim, Mizoram, Tamil Nadu, Haryana, Nagaland, Lakshadweep, Andhra Pradesh, Uttar Pradesh	Delhi, Kerala, Rajasthan, Manipur, West Bengal, Maharashtra			
Remarks, including reasons for 'No' in Col. 10: • Lakshadweep: No Professional college									
4.15	Polytechnic Institutes	Sikkim, Telangana, Himachal Pradesh, Mizoram, Tamil Nadu, Gujarat, Haryana, Nagaland, Lakshadweep, Andhra Pradesh, Uttar Pradesh, Bihar	Delhi, Kerala, Rajasthan, Manipur, West Bengal, Maharashtra	1: Telangana Himachal Pradesh, Tamil Nadu, Haryana, Andhra Pradesh 2: Gujarat 3: Sikkim 5: Nagaland 6: Mizoram, Lakshadweep, Uttar Pradesh, Bihar	Annually: Sikkim, Mizoram, Tamil Nadu, Haryana, Nagaland, Lakshadweep, Andhra Pradesh, Uttar Pradesh	Delhi, Kerala, Rajasthan, Manipur, West Bengal, Maharashtra			
Remarks, including reasons for 'No' in Col. 10: Lakshadweep: No Polytechnic Institute									

Sl. No	Item	Is Information available from Records?		If yes in Col. 3,		If 'No' in Col. 4, is Information collectable from oral enquiry?		If 'No' in Col 8, is the information not at all collectable?	
		Yes	No	source code*	Periodicity of Updation of records	Yes	No	Yes	No
(1)	(2)	(3)	(4)	(5)	(6)	(7)	(8)	(9)	(10)
4.16	Industrial training Institute.(ITI)	Sikkim, Telangana, Himachal Pradesh, Mizoram, Tamil Nadu, Gujarat, Lakshadweep, Andhra Pradesh, Uttar Pradesh, Bihar	Delhi, Kerala, Rajasthan, Manipur, West Bengal, Nagaland, Maharashtra	1: Telangana Himachal Pradesh, Tamil Nadu, Haryana, Andhra Pradesh 2: Gujarat 3: Sikkim 5: Nagaland 6: Mizoram, Lakshadweep, Uttar Pradesh, Bihar	Annually: Sikkim, Mizoram, Tamil Nadu, Haryana, Nagaland, Lakshadweep, Uttar Pradesh, Andhra Pradesh	Delhi, Kerala, Rajasthan, Manipur, West Bengal, Maharashtra	Nagaland		
Remarks, including reasons for 'No' in Col. 10: NIL									
4.17	Vocational training school/centre other than ITI	Sikkim, Telangana, Himachal Pradesh, Mizoram, Tamil Nadu, Gujarat, Haryana, Lakshadweep, Andhra Pradesh, Uttar Pradesh, Bihar	Delhi, Kerala, Rajasthan, Manipur, West Bengal, Nagaland, Maharashtra	1: Telangana Himachal Pradesh, Tamil Nadu, Haryana, Andhra Pradesh 2: Gujarat 3: Sikkim 5: Nagaland 6: Mizoram, Lakshadweep, Uttar Pradesh, Bihar	Annually: Sikkim, Mizoram, Tamil Nadu, Haryana, Nagaland, Lakshadweep, Andhra Pradesh, Uttar Pradesh	Delhi, Kerala, Rajasthan, Manipur, West Bengal, Maharashtra	Nagaland		
Remarks, including reasons for 'No' in Col. 10: • Lakshadweep: No Vocational training school									
4.18	Special school for blind	Sikkim, Telangana, Kerala, Mizoram, Tamil Nadu, Gujarat, Haryana, Lakshadweep, Andhra Pradesh, Uttar Pradesh, Bihar	Manipur, Delhi, Kerala, Rajasthan, West Bengal, Himachal Pradesh, Nagaland, Maharashtra	1: Manipur, Telangana, Tamil Nadu, Haryana, Andhra Pradesh 2: Gujarat 5: Nagaland 6: Kerala, Mizoram, Lakshadweep, Uttar Pradesh, Bihar 9: Sikkim	Annually: Kerala, Mizoram, Tamil Nadu, Haryana, Nagaland, Lakshadweep, Andhra Pradesh, Uttar Pradesh	Delhi, Rajasthan, Manipur, West Bengal, Himachal Pradesh, Nagaland, Maharashtra			
Remarks, including reasons for 'No' in Col. 10: • Lakshadweep: No special school for blind									

Sl. No	Item	Is Information available from Records?		If yes in Col. 3,		If 'No' in Col. 4, is Information collectable from oral enquiry?		If 'No' in Col. 8, is the information not at all collectable?	
		Yes	No	source code*	Periodicity of Updation of records	Yes	No	Yes	No
(1)	(2)	(3)	(4)	(5)	(6)	(7)	(8)	(9)	(10)
4.19	Special school for mentally retarded	Sikkim, Telangana, Kerala Himachal Pradesh, Mizoram, Tamil Nadu, Gujarat, Haryana, Lakshadweep, Andhra Pradesh, Uttar Pradesh, Bihar	Manipur, Delhi, Kerala, Rajasthan, West Bengal, Nagaland, Maharashtra	1: Manipur, Telangana, Himachal Pradesh, Tamil Nadu, Haryana, Andhra Pradesh 2: Gujarat 5: Nagaland 6: Keraala, Mizoram, Lakshadweep, Uttar Pradesh, Bihar 9: Sikkim	Annually: Kerala, Mizoram, Tamil Nadu, Haryana, Nagaland, Lakshadweep, Andhra Pradesh, Uttar Pradesh	Delhi, Rajasthan, Manipur, West Bengal, Nagaland, Maharashtra			
Remarks, including reasons for 'No' in Col. 10: Lakshadweep: No Special school for mentally retarded									
4.20	Institution / organization for rehabilitation of differently-abled persons other than blind and mentally retarded	Sikkim, Telangana, Kerala Mizoram, Tamil Nadu, Gujarat, Haryana, Lakshadweep, Andhra Pradesh, Uttar Pradesh	Manipur, Delhi, Kerala, Rajasthan, West Bengal, Himachal Pradesh, Nagaland, Maharashtra, Bihar	1: Manipur, Telangana, Tamil Nadu, Haryana, Andhra Pradesh 2: Gujarat 5: Nagaland 6: Keraala, Mizoram, Lakshadweep, Uttar Pradesh 9: Sikkim	Annually: Kerala, Mizoram, Tamil Nadu, Haryana, Nagaland, Lakshadweep, Andhra Pradesh, Uttar Pradesh	Delhi, Rajasthan, Manipur, West Bengal, Himachal Pradesh, Maharashtra, Bihar	Nagaland		
Remarks, including reasons for 'No' in Col. 10: • Lakshadweep: No such institute available									
4.21	Non formal education centre (NFEC)	Sikkim, Telangana, Kerala Himachal Pradesh, Mizoram, Tamil Nadu, Gujarat, Haryana, Lakshadweep, Andhra Pradesh, Uttar Pradesh, Bihar	Manipur, Delhi, Kerala, Rajasthan, West Bengal, Tamil Nadu, Nagaland, Maharashtra	1: Manipur, Telangana, Himachal Pradesh, Haryana, Andhra Pradesh 2: Gujarat 5: Nagaland 6: Keraala, Mizoram, Lakshadweep, Uttar Pradesh, Bihar 9: Sikkim	Annually: Kerala, Mizoram, Tamil Nadu, Haryana, Nagaland, Lakshadweep, Andhra Pradesh, Uttar Pradesh	Delhi, Rajasthan, Manipur, West Bengal, Maharashtra	Nagaland		
Remarks, including reasons for 'No' in Col. 10: • Lakshadweep: No such institute available									

Sl. No	Item	Is Information available from Records?		If yes in Col. 3,		If 'No' in Col. 4, is Information collectable from oral enquiry?		If 'No' in Col 8, is the information not at all collectable?	
		Yes	No	source code*	Periodicity of Updation of records	Yes	No	Yes	No
(1)	(2)	(3)	(4)	(5)	(6)	(7)	(8)	(9)	(10)
4.22	Coaching Institutions	Himachal Pradesh, Mizoram, Nagaland, Andhra Pradesh, Uttar Pradesh	Manipur, Delhi, Sikkim, Telangana, Kerala, Rajasthan, West Bengal, Tamil Nadu, Lakshadweep, Maharashtra, Bihar	1: Himachal Pradesh, Haryana, Andhra Pradesh 2: Gujarat 3: Nagaland 6: Mizoram, Uttar Pradesh	Annually: Mizoram, Nagaland, Andhra Pradesh, Uttar Pradesh	Manipur, Delhi, Sikkim, Kerala, Rajasthan, West Bengal, Tamil Nadu, Lakshadweep, Maharashtra, Bihar			
Remarks, including reasons for 'No' in Col. 10: • Lakshadweep: No Coaching Institutions									
4.23	Veterinary dispensary	Sikkim, Telangana West Bengal, Himachal Pradesh, Mizoram, Tamil Nadu, Gujarat, Haryana, Nagaland, Lakshadweep, Andhra Pradesh, Uttar Pradesh	Manipur, Delhi, Kerala Rajasthan, Maharashtra, Bihar	1: Telangana West Bengal, Himachal Pradesh, Tamil Nadu, Andhra Pradesh 2: Gujarat 3: Sikkim Mizoram, Haryana, Lakshadweep 7: Nagaland, Uttar Pradesh	Annually: Sikkim, Telanagana, Mizoram, Tamil Nadu, Haryana, Nagaland, Lakshadweep, Andhra Pradesh, Uttar Pradesh	Manipur, Delhi, Kerala Rajasthan, Maharashtra, Bihar			
Remarks, including reasons for 'No' in Col. 10: NIL									
4.24	Urban Health Post/ Allopathic Dispensary	Sikkim, Telangana, Kerala West Bengal, Himachal Pradesh, Mizoram, Tamil Nadu, Gujarat, Haryana, Nagaland, Lakshadweep, Andhra Pradesh, Uttar Pradesh, Maharashtra	Manipur, Delhi, Rajasthan, Bihar	1: Telangana West Bengal, Himachal Pradesh, Haryana, Andhra Pradesh 2: Gujarat 3: Sikkim Mizoram, Haryana, Lakshadweep 7: Tamil Nadu, Nagaland, Uttar Pradesh 8: Kerala, Maharashtra	Annually: Sikkim, Telanagana, Kerala, Mizoram, Tamil Nadu, Haryana, Nagaland, Lakshadweep, Andhra Pradesh, Uttar Pradesh Once in 5 years: Maharashtra	Manipur, Delhi, Rajasthan, Bihar			
Remarks, including reasons for 'No' in Col. 10: NIL									

Sl. No	Item	Is information available from Records?		If yes in Col. 3,		If 'No' in Col. 4, is Information collectable from oral enquiry?		If 'No' in Col 8, is the information not at all collectable?	
		Yes	No	source code*	Periodicity of Updation of records	Yes	No	Yes	No
(1)	(2)	(3)	(4)	(5)	(6)	(7)	(8)	(9)	(10)
4.25	AYUSH Dispensary (Ayurvedic, Yoga, Unanani, Sidha, Homeopathy)	Sikkim, Telangana West Bengal, Himachal Pradesh, Mizoram, Tamil Nadu, Gujarat, Haryana Nagaland, Lakshadweep, Andhra Pradesh, Uttar Pradesh	Manipur, Delhi, Kerala Rajasthan, Maharashtra, Bihar	1: Telangana West Bengal, Himachal Pradesh, Mizoram, Haryana, Andhra Pradesh 2: Gujarat 3: Sikkim Lakshadweep 7: Tamil Nadu, Nagaland, Uttar Pradesh	Annually: Sikkim, Telanagana, Mizoram, Tamil Nadu, Haryana Nagaland, Lakshadweep, Andhra Pradesh, Uttar Pradesh	Manipur, Delhi, Kerala Rajasthan, Maharashtra, Bihar			
Remarks, including reasons for 'No' in Col. 10: NIL									
4.26	Community health centre.	Sikkim, Telangana, Kerala West Bengal, Himachal Pradesh, Mizoram, Tamil Nadu, Gujarat, Haryana Nagaland, Lakshadweep, Andhra Pradesh, Uttar Pradesh, Bihar	Manipur, Delhi, Rajasthan, Maharashtra	1: Telangana West Bengal, Himachal Pradesh, Mizoram, Haryana, Andhra Pradesh 2: Gujarat 3: Sikkim Lakshadweep 7: Nagaland, Uttar Pradesh 8: Kerala Tamil Nadu, Bihar	Annually: Sikkim, Telanagana, Kerala, Mizoram, Tamil Nadu, Haryana Nagaland, Lakshadweep, Andhra Pradesh, Uttar Pradesh	Manipur, Delhi, Rajasthan, Maharashtra			
Remarks, including reasons for 'No' in Col. 10: NIL.									
4.27	Government hospital	Sikkim, Telangana, Kerala, West Bengal, Himachal Pradesh, Mizoram, Tamil Nadu, Gujarat, Haryana Nagaland, Lakshadweep, Andhra Pradesh, Uttar Pradesh, Maharashtra, Bihar	Manipur, Delhi, Rajasthan	1: Telangana West Bengal, Himachal Pradesh, Mizoram, Andhra Pradesh 2: Gujarat 3: Sikkim Haryana Lakshadweep 7: Nagaland, Uttar Pradesh 8: Kerala, Tamil Nadu, Maharashtra, Bihar	Annually: Sikkim, Telanagana, Kerala, Mizoram, Tamil Nadu, Haryana Nagaland, Lakshadweep, Andhra Pradesh, Uttar Pradesh Once in 5 years: Maharashtra	Manipur, Delhi, Rajasthan			
Remarks, including reasons for 'No' in Col. 10: NIL.									

Sl. No	Item	Is information available from Records?		If yes in Col. 3,		If 'No' in Col. 4, is information collectable from oral enquiry?		If 'No' in Col. 8, is the information not at all collectable?	
		Yes	No	source code*	Periodicity of updation of records	Yes	No	Yes	No
(1)	(2)	(3)	(4)	(5)	(6)	(7)	(8)	(9)	(10)
4.28	Allopathic Medicine shop	Sikkim, Telangana, Kerala West Bengal, Himachal Pradesh, Mizoram, Gujarat, Haryana, Nagaland, Lakshadweep, Andhra Pradesh, Uttar Pradesh	Manipur, Delhi, Rajasthan, Tamil Nadu, Maharashtra, Bihar	1: Telangana, Kerala West Bengal, Himachal Pradesh, Mizoram, Haryana, Andhra Pradesh 2: Gujarat 3: Sikkim Lakshadweep 7: Nagaland 8: Uttar Pradesh	Annually: Telangana, Kerala, Mizoram, Haryana Nagaland, Lakshadweep, Andhra Pradesh, Uttar Pradesh.	Manipur, Delhi, Rajasthan, Tamil Nadu, Maharashtra, Bihar			
Remarks, including reasons for 'No' in Col. 10: NIL									
4.29	Homoeopathic Medicine shop	Sikkim, Telangana, Kerala West Bengal, Himachal Pradesh, Mizoram, Gujarat, Haryana Nagaland, Lakshadweep, Andhra Pradesh, Uttar Pradesh	Manipur, Delhi, Rajasthan, Tamil Nadu, Maharashtra, Bihar	1: Telangana, Kerala West Bengal, Himachal Pradesh, Mizoram, Haryana, Andhra Pradesh 2: Gujarat 3: Sikkim Lakshadweep 7: Nagaland 8: Uttar Pradesh	Annually: Telangana, Kerala, Mizoram, Haryana Nagaland, Lakshadweep, Andhra Pradesh, Uttar Pradesh	Manipur, Delhi, Rajasthan, Tamil Nadu, Maharashtra, Bihar			
Remarks, including reasons for 'No' in Col. 10: • Lakshadweep: No private medicine shops									
4.30	Ayurvedic Medicine shop	Sikkim, Telangana, Kerala West Bengal, Himachal Pradesh, Mizoram, Gujarat, Haryana Nagaland, Lakshadweep, Andhra Pradesh, Uttar Pradesh	Manipur, Delhi, Rajasthan, Tamil Nadu, Maharashtra, Bihar	1: Telangana, Kerala West Bengal, Himachal Pradesh, Mizoram, Haryana, Andhra Pradesh 2: Gujarat 3: Sikkim Lakshadweep 7: Nagaland 8: Uttar Pradesh	Annually: Telangana, Kerala, Mizoram, Haryana Nagaland, Lakshadweep, Andhra Pradesh, Uttar Pradesh	Manipur, Delhi, Rajasthan, Tamil Nadu, Maharashtra, Bihar			
Remarks, including reasons for 'No' in Col. 10: • Lakshadweep: No private medicine shops									

Sl. No	Item	Is Information available from Records?		If yes in Col. 3,		If 'No' in Col. 4, is Information collectable from oral enquiry?		If 'No' in Col. 8, is the information not at all collectable?	
		Yes	No	source code*	Periodicity of Updation of records	Yes	No	Yes	No
(1)	(2)	(3)	(4)	(5)	(6)	(7)	(8)	(9)	(10)
4.31	Other Medicine shop	Sikkim, Telangana, Kerala West Bengal, Himachal Pradesh, Mizoram, Gujarat, Haryana, Nagaland, Lakshadweep, Andhra Pradesh, Uttar Pradesh	Manipur, Delhi, Rajasthan, Tamil Nadu, Maharashtra, Bihar	1: Telangana, Kerala West Bengal, Himachal Pradesh, Mizoram, Haryana, Andhra Pradesh 2: Gujarat 3: Sikkim Lakshadweep 5: Nagaland 8: Uttar Pradesh	Annually: Telanagana, Kerala, Mizoram, Haryana Nagaland, Lakshadweep, Andhra Pradesh, Uttar Pradesh	Manipur, Delhi, Rajasthan, Tamil Nadu, Maharashtra, Bihar			
Remarks, including reasons for 'No' in Col. 10: Lakshadweep: No private medicine shops									
4.32	Clinical Laboratory/D iagnostic Centres	Sikkim, Telangana, West Bengal, Kerala, Himachal Pradesh, Mizoram, Gujarat, Nagaland, Lakshadweep, Andhra Pradesh, Uttar Pradesh, Bihar	Manipur, Delhi, Rajasthan, Tamil Nadu, Maharashtra	1: Telangana, Kerala West Bengal, Himachal Pradesh, Mizoram, Andhra Pradesh 2: Gujarat 3: Sikkim Lakshadweep 6: Uttar Pradesh 7: Nagaland, Bihar	Annually: Telanagana, Kerala, Mizoram, Nagaland, Lakshadweep, Andhra Pradesh, Uttar Pradesh	Manipur, Delhi, Rajasthan, Tamil Nadu, Maharashtra			
Remarks, including reasons for 'No' in Col. 10: • Lakshadweep: No separate cetres & facility attached to Governemnt hospitals, CHC, etc.									
4.33	Post office	Sikkim, Telangana, West Bengal, Mizoram, Himachal Pradesh, Tamil Nadu, Gujarat, Nagaland, Lakshadweep, Andhra Pradesh, Uttar Pradesh	Manipur, Delhi, Rajasthan, Kerala, Maharashtra, Bihar	1: Telangana, West Bengal, Himachal Pradesh, Mizoram, Andhra Pradesh 2: Gujarat Uttar Pradesh 3: Sikkim Tamil Nadu, Lakshadweep 5: Nagaland	Annually: Telanagana, Mizoram, Tamil Nadu, Nagaland, Lakshadweep, Andhra Pradesh, Uttar Pradesh	Manipur, Delhi, Rajasthan, Kerala, Maharashtra, Bihar			
Remarks, including reasons for 'No' in Col. 10: • Kerala: Information is collected from Municipality Councillor									

Sl No	Item	Is Information available from Records?		If yes in Col. 3,		If 'No' in Col. 4, is Information collectable from oral enquiry?		If 'No' in Col. 8, is the information not at all collectable?	
		Yes	No	source code*	Periodicity of Updation of records	Yes	No	Yes	No
(1)	(2)	(3)	(4)	(5)	(6)	(7)	(8)	(9)	(10)
4.34	Internet Cafe facility	Sikkim, West Bengal, Himachal Pradesh, Mizoram, Gujarat, Nagaland, Lakshadweep, Andhra Pradesh	Manipur, Delhi, Rajasthan, Kerala, Telanagaa, Tamil Nadu, Uttar Pradesh, Maharashtra, Bihar	1: West Bengal, Himachal Pradesh, Mizoram, Andhra Pradesh 2: Gujarat 3: Sikkim Lakshadweep 5: Nagaland	Annually: Mizoram, Nagaland, Lakshadweep, Andhra Pradesh	Manipur, Delhi, Rajasthan, Kerala, Telanagaa, Tamil Nadu, Uttar Pradesh, Maharashtra, Bihar			
Remarks, including reasons for 'No' in Col. 10:									
<ul style="list-style-type: none"> Kerala: Information is collected from Municipality Councillor 									
4.35	PCO	Sikkim, West Bengal, Himachal Pradesh, Mizoram, Gujarat, Lakshadweep, Andhra Pradesh	Manipur, Delhi, Rajasthan, Kerala, Telanagaa, Tamil Nadu, Nagaland, Uttar Pradesh, Maharashtra, Bihar	1: West Bengal, Himachal Pradesh, Mizoram, Andhra Pradesh 2: Gujarat 3: Sikkim, Lakshadweep 5: Nagaland	Annually: Mizoram, Nagaland, Lakshadweep, Andhra Pradesh	Manipur, Delhi, Rajasthan, Kerala, Telanagaa, Tamil Nadu, Nagaland, Uttar Pradesh, Maharashtra, Bihar			
Remarks, including reasons for 'No' in Col. 10:									
<ul style="list-style-type: none"> Kerala: Information is collected from Municipality Councillor Nagaland: Due to impact of mobile 									
4.36	Telephone Exchange	Sikkim, Telangana, Himachal Pradesh, Mizoram, Tamil Nadu, Gujarat, Nagaland, Lakshadweep, Andhra Pradesh, Uttar Pradesh	Manipur, Delhi, Rajasthan, Kerala, West Bengal, Maharashtra, Bihar	1: Telangana, Himachal Pradesh, Mizoram, Andhra Pradesh 2: Gujarat 3: Sikkim, Tamil Nadu, Lakshadweep 5: Nagaland 9: Uttar Pradesh	Annually: Telanagana, Mizoram, Tamil Nadu, Nagaland, Lakshadweep, Andhra Pradesh, Uttar Pradesh	Manipur, Delhi, Rajasthan, Kerala, West Bengal, Maharashtra, Bihar			
Remarks, including reasons for 'No' in Col. 10:									
<ul style="list-style-type: none"> Kerala: Information is collected from Municipality Councillor 									

Sl. No	Item	Is Information available from Records?		If yes in Col. 3,		If 'No' in Col. 4, is Information collectable from oral enquiry?		If 'No' in Col. 8, is the information not at all collectable?	
		Yes	No	source code*	Periodicity of Updation of records	Yes	No	Yes	No
(1)	(2)	(3)	(4)	(5)	(6)	(7)	(8)	(9)	(10)
437	Railway station	Telangana, West Bengal, Himachal Pradesh, Mizoram, Tamil Nadu, Gujarat, Nagaland, Lakshadweep, Andhra Pradesh, Uttar Pradesh	Manipur, Delhi, Rajasthan, Kerala, Maharashtra, Bihar	1: Telangana West Bengal, Himachal Pradesh, Mizoram, Tamil Nadu, Andhra Pradesh 2: Gujarat 3: Lakshadweep 5: Nagaland 9: Uttar Pradesh	Annually: Telanagana, Mizoram, Tamil Nadu, Nagaland, Lakshadweep, Andhra Pradesh, Uttar Pradesh	Manipur, Delhi, Rajasthan, Kerala, Maharashtra, Bihar			
Remarks, including reasons for 'No' in Col. 10: • Kerala: Information is collected Patwari									
438	Port	Telangana, Himachal Pradesh, Mizoram, Tamil Nadu, Gujarat, Lakshadweep, Andhra Pradesh	Manipur, Delhi, West Bengal, Rajasthan, Kerala, Nagaland, Uttar Pradesh, Maharashtra, Bihar	1: Telangana Himachal Pradesh, Mizoram, Tamil Nadu, Andhra Pradesh 2: Gujarat 3: Lakshadweep 5: Nagaland	Annually: Telanagana, Mizoram, Tamil Nadu, Nagaland, Lakshadweep, Andhra Pradesh	Manipur, Delhi, Rajasthan, Kerala, West Bengal, Nagaland, Uttar Pradesh, Maharashtra, Bihar			
Remarks, including reasons for 'No' in Col. 10: • Kerala: Information is collected Patwari									
439	Airport	Telangana West Bengal, Himachal Pradesh, Mizoram, Tamil Nadu, Gujarat, Lakshadweep, Andhra Pradesh	Manipur, Delhi, Rajasthan, Kerala, Nagaland, Uttar Pradesh, Maharashtra, Bihar	1: Telangana West Bengal, Himachal Pradesh, Mizoram, Tamil Nadu, Andhra Pradesh 2: Gujarat 3: Lakshadweep 5: Nagaland	Annually: Telanagana, Mizoram, Tamil Nadu, Nagaland, Lakshadweep, Andhra Pradesh	Manipur, Delhi, Rajasthan, Kerala, Nagaland, Uttar Pradesh, Maharashtra, Bihar			
Remarks, including reasons for 'No' in Col. 10: • Kerala: Information is collected Patwari									

Sl. No	Item	Is information available from Records?		If yes in Col. 3,		If 'No' in Col. 4, is information collectable from oral enquiry?		If 'No' in Col. 8, is the information not at all collectable?	
		Yes	No	source code*	Periodicity of Updation of records	Yes	No	Yes	No
(1)	(2)	(3)	(4)	(5)	(6)	(7)	(8)	(9)	(10)
4.40	Bus Terminals	Sikkim, Telangana, West Bengal, Himachal Pradesh, Mizoram, Tamil Nadu, Gujarat, Nagaland, Andhra Pradesh, Lakshadweep	Manipur, Delhi, Rajasthan, Kerala, Uttar Pradesh, Maharashtra, Bihar	1: Telangana, West Bengal, Himachal Pradesh, Mizoram, Tamil Nadu, Andhra Pradesh, 2: Gujarat 3: Sikkim, Lakshadweep 5: Nagaland	Annually: Telanagana, Mizoram, Tamil Nadu, Nagaland, Lakshadweep, Andhra Pradesh,	Manipur, Delhi, Rajasthan, Kerala, Uttar Pradesh, Maharashtra, Bihar			
Remarks, including reasons for 'No' in Col. 10: • Kerala: Information is collected Patwari									
4.41	Fair price shop	Sikkim, Telangana, West Bengal, Himachal Pradesh, Mizoram, Tamil Nadu, Gujarat, Nagaland, Lakshadweep, Andhra Pradesh, Uttar Pradesh, Maharashtra	Manipur, Delhi, Rajasthan, Kerala, Bihar	1: Telangana, West Bengal, Himachal Pradesh, Mizoram, Tamil Nadu, Andhra Pradesh, Uttar Pradesh 2: Gujarat 3: Sikkim, Lakshadweep 4: Maharashtra 5: Nagaland	Annually: Telanagana, Mizoram, Tamil Nadu, Nagaland, Lakshadweep, Andhra Pradesh, Uttar Pradesh Once in 5 years: Maharashtra	Manipur, Delhi, Rajasthan, Kerala, Bihar			
Remarks, including reasons for 'No' in Col. 10: • Kerala: Information is collected from Municipality Councillor									
4.42	Weekly market	Sikkim, Telangana, West Bengal, Himachal Pradesh, Mizoram, Tamil Nadu, Gujarat, Nagaland, Lakshadweep, Andhra Pradesh, Uttar Pradesh	Manipur, Delhi, Rajasthan, Kerala, Maharashtra, Bihar	1: Telangana, West Bengal, Himachal Pradesh, Mizoram, Tamil Nadu, Andhra Pradesh, Uttar Pradesh 2: Gujarat 3: Sikkim, Lakshadweep 5: Nagaland	Annually: Telanagana, Mizoram, Tamil Nadu, Nagaland, Lakshadweep, Andhra Pradesh, Uttar Pradesh	Manipur, Delhi, Rajasthan, Kerala, Maharashtra, Bihar			
Remarks, including reasons for 'No' in Col. 10: • Kerala: Information is collected Patwari									

Sl. No	Item	Is Information available from Records?		If Yes in Col. 3,		If 'No' in Col. 4, is information collectable from oral enquiry?		If 'No' in Col 8, is the information not at all collectable?	
		Yes	No	source code*	Periodicity of Updation of records	Yes	No	Yes	No
(1)	(2)	(3)	(4)	(5)	(6)	(7)	(8)	(9)	(10)
4.43	Government/ Cooperative Milk and vegetable outlets	Sikkim, Telangana, West Bengal, Himachal Pradesh, Mizoram, Gujarat, Nagaland, Lakshadweep, Andhra Pradesh, Uttar Pradesh	Manipur, Delhi, Rajasthan, Kerala, Maharashtra, Bihar	1: Telangana, West Bengal, Himachal Pradesh, Mizoram, Andhra Pradesh, Uttar Pradesh 2: Gujarat 3: Sikkim Lakshadweep 5: Nagaland	Annually: Telanagana, Mizoram, Nagaland, Lakshadweep, Andhra Pradesh, Uttar Pradesh	Manipur, Delhi, Rajasthan, Kerala, Maharashtra, Bihar			
Remarks, including reasons for 'No' in Col. 10: • Kerala: Information is collected Patwari									
4.44	Fertilizer/pesticide shop	Telangana, Kerala, West Bengal, Himachal Pradesh, Mizoram, Gujarat, Nagaland, Lakshadweep, Andhra Pradesh, Uttar Pradesh	Manipur, Delhi, Rajasthan, Tamil Nadu, Maharashtra, Bihar	1: Telangana, Kerala, West Bengal, Himachal Pradesh, Mizoram, Andhra Pradesh, Uttar Pradesh 2: Gujarat 3: Lakshadweep 5: Nagaland	Annually: Telanagana, Kerala, Mizoram, Nagaland, Lakshadweep, Andhra Pradesh, Uttar Pradesh	Manipur, Delhi, Rajasthan, Tamil Nadu, Maharashtra, Bihar			
Remarks, including reasons for 'No' in Col. 10: NIL									
4.45	Fire Stations	Sikkim, Telangana, Kerala, West Bengal, Himachal Pradesh, Mizoram, Tamil Nadu, Gujarat, Nagaland, Lakshadweep, Andhra Pradesh, Uttar Pradesh	Manipur, Ddelhi, Kerala, Rajasthan, Maharashtra, Bihar	1: Telangana, Kerala West Bengal, Himachal Pradesh, Mizoram, Andhra Pradesh, 2: Gujarat 3: Sikkim, Tamil Nadu, Lakshadweep Uttar Pradesh 5: Nagaland	Annually: Telanagana, Kerala, Mizoram, Tamil Nadu, Nagaland, Lakshadweep, Andhra Pradesh, Uttar Pradesh	Manipur, Delhi, Rajasthan, Maharashtra, Bihar			
Remarks, including reasons for 'No' in Col. 10: NIL									

Sl. No	Item	Is information available from Records?		If yes in Col. 3,		If 'No' in Col. 4, is information collectable from oral enquiry?		If 'No' in Col. 8, is the information not at all collectable?	
		Yes	No	source code*	Periodicity of Updation of records	Yes	No	Yes	No
(1)	(2)	(3)	(4)	(5)	(6)	(7)	(8)	(9)	(10)
4.46	Banking facility	Sikkim, Telangana, West Bengal, Himachal Pradesh, Mizoram, Tamil Nadu, Gujarat, Nagaland, Lakshadweep, Andhra Pradesh,	Manipur, Delhi, Rajasthan, Kerala, Uttar Pradesh, Maharashtra, Bihar	1: Telangana, West Bengal, Himachal Pradesh, Mizoram, Andhra Pradesh, 2: Gujarat 3: Sikkim, Tamil Nadu, Lakshadweep 5: Nagaland	Annually: Telanagana, Mizoram, Tamil Nadu, Nagaland, Lakshadweep, Andhra Pradesh,	Manipur, Delhi, Rajasthan, Kerala, Uttar Pradesh, Maharashtra, Bihar			
Remarks, including reasons for 'No' in Col. 10: NIL									
4.47	Tehsil HQS	Sikkim, Telangana, West Bengal, Himachal Pradesh, Mizoram, Tamil Nadu, Gujarat, Nagaland, Lakshadweep, Andhra Pradesh, Uttar Pradesh	Manipur, Delhi, Rajasthan, Kerala, Maharashtra, Bihar	1: Telangana, West Bengal, Himachal Pradesh, Mizoram, Andhra Pradesh, Uttar Pradesh 2: Gujarat 3: Sikkim, Lakshadweep 4: Tamil Nadu 5: Nagaland	Annually: Telanagana, Mizoram, Tamil Nadu, Nagaland, Lakshadweep, Andhra Pradesh, Uttar Pradesh	Manipur, Delhi, Rajasthan, Kerala, Maharashtra, Bihar			
Remarks, including reasons for 'No' in Col. 10: • Kerala: Information is collected Patwari									
4.48	District HQS	Sikkim, Telangana, West Bengal, Himachal Pradesh, Mizoram, Tamil Nadu, Gujarat, Nagaland, Lakshadweep, Andhra Pradesh, Uttar Pradesh	Manipur, Delhi, Rajasthan, Kerala, Maharashtra, Bihar	1: Telangana, West Bengal, Himachal Pradesh, Mizoram, Andhra Pradesh, Uttar Pradesh 2: Gujarat, 3: Sikkim, Lakshadweep 4: Tamil Nadu, 5: Nagaland	Annually: Telanagana, Mizoram, Tamil Nadu, Nagaland, Lakshadweep, Andhra Pradesh, Uttar Pradesh	Manipur, Delhi, Rajasthan, Kerala, Maharashtra, Bihar			
Remarks, including reasons for 'No' in Col. 10: • Kerala: Information is collected Patwari									

Sl. No	Item	Is Information available from Records?		If yes in Col. 3,		If 'No' in Col. 4, is Information collectable from oral enquiry?		If 'No' in Col 8, is the information not at all collectable?	
		Yes	No	source code*	Periodicity of Updation of records	Yes	No	Yes	No
(1)	(2)	(3)	(4)	(5)	(6)	(7)	(8)	(9)	(10)
4.49	State Capital	Sikkim, Telangana, West Bengal, Himachal Pradesh, Mizoram, Tamil Nadu, Gujarat, Nagaland, Lakshadweep, Andhra Pradesh, Uttar Pradesh	Manipur, Delhi, Rajasthan, Kerala, Maharashtra, Bihar	1: Telangana, West Bengal, Himachal Pradesh, Mizoram, Andhra Pradesh, Uttar Pradesh 2: Gujarat 3: Sikkim, Lakshadweep 4: Tamil Nadu. 5: Nagaland,	Annually: Telanagana, Mizoram, Tamil Nadu, Nagaland, Lakshadweep, Andhra Pradesh, Uttar Pradesh	Manipur, Delhi, Rajasthan, Kerala, Maharashtra, Bihar			
Remarks, including reasons for 'No' in Col. 10: • Kerala: Information is collected Patwari									
4.50	Police station/ Beat Office/ Outpost	Sikkim, Telangana, West Bengal, Himachal Pradesh, Mizoram, Tamil Nadu, Gujarat, Nagaland, Lakshadweep, Andhra Pradesh, Uttar Pradesh	Manipur, Delhi, Rajasthan, Kerala, Maharashtra, Bihar	1: Telangana, West Bengal, Himachal Pradesh, Mizoram, Andhra Pradesh 2: Gujarat 3: Sikkim, Tamil Nadu, Lakshadweep Uttar Pradesh 5: Nagaland	Annually: Telanagana, Mizoram, Tamil Nadu, Nagaland, Lakshadweep, Andhra Pradesh, Uttar Pradesh	Manipur, Delhi, Rajasthan, Kerala, Maharashtra, Bihar			
Remarks, including reasons for 'No' in Col. 10: • Kerala: Information is collected from Municipality Councillor									
4.51	Petrol/Gas Station	Sikkim, Telangana, West Bengal, Himachal Pradesh, Mizoram, Tamil Nadu, Nagaland, Lakshadweep, Andhra Pradesh	Manipur, Delhi, Rajasthan, Uttar Pradesh, Kerala, Maharashtra, Bihar	1: Telangana, West Bengal, Himachal Pradesh, Mizoram, Tamil Nadu, Andhra Pradesh, 2: Gujarat 3: Sikkim, Lakshadweep 5: Nagaland	Annually: Telanagana, Mizoram, Tamil Nadu, Nagaland, Lakshadweep, Andhra Pradesh,	Manipur, Delhi, Rajasthan, Kerala, Uttar Pradesh, Maharashtra			
Remarks, including reasons for 'No' in Col. 10: • Kerala: Information is collected from Municipality Councillor									

Sl No	Item	Is Information available from Records?		If yes in Col. 3,		If 'No' in Col. 4, is Information collectable from oral enquiry?		If 'No' in Col 8, is the information not at all collectable?	
		Yes	No	source code*	Periodicity of Updation of records	Yes	No	Yes	No
(1)	(2)	(3)	(4)	(5)	(6)	(7)	(8)	(9)	(10)
4.52	Cooking Gas Pipelines or services	Sikkim, West Bengal, Telanagana, Mizoram, Gujarat, Nagaland, Lakshadweep, Andhra Pradesh	Manipur, Delhi, Himachal Pradesh, Rajasthan, Kerala, Tamil Nadu Uttar Pradesh, Maharashtra, Bihar	1: Telangana, West Bengal, Mizoram, Andhra Pradesh, 2: Gujarat 3: Sikkim Lakshadweep 5: Nagaland	Annually: Telanagana, Mizoram, Nagaland, Lakshadweep, Andhra Pradesh,	Manipur, Delhi, Rajasthan, Kerala, Himachal Pradesh, Tamil Nadu Uttar Pradesh, Maharashtra, Bihar			
Remarks, including reasons for 'No' in Col. 10: <ul style="list-style-type: none"> Kerala: Information is collected from Municipality Councillor 									
4.53	Child Care Centre	Sikkim, West Bengal, Mizoram, Tamil Nadu, Gujarat, Nagaland, Lakshadweep, Andhra Pradesh,	Manipur, Delhi, Telanagana, Kerala, Uttar Pradesh, Maharashtra, Bihar	1: West Bengal, Tamil Nadu, Andhra Pradesh, 2: Gujarat 3: Sikkim Mizoram, Lakshadweep 5: Nagaland	Annually: Mizoram, Nagaland, Lakshadweep, Andhra Pradesh, Once in 5 years: Tamil Nadu	Manipur, Delhi, Telanagana, Kerala Uttar Pradesh, Maharashtra, Bihar			
Remarks, including reasons for 'No' in Col. 10: NIL									
4.54	Working Women Hostel	Sikkim, West Bengal, Mizoram, Tamil Nadu, Gujarat, Nagaland, Lakshadweep	Manipur, Delhi, Telanagana, Kerala, Rajasthan, Andhra Pradesh, Uttar Pradesh, Maharashtra, Bihar	1: West Bengal, Tamil Nadu 2: Gujarat 3: Sikkim Mizoram, Lakshadweep 5: Nagaland	Annually: Mizoram, Tamil Nadu, Nagaland, Lakshadweep	Manipur, Delhi, Telanagana, Kerala, Rajasthan, Andhra Pradesh, Uttar Pradesh, Maharashtra, Bihar			
Remarks, including reasons for 'No' in Col. 10: NIL									

Sl. No	Item	Is Information available from Records?		If yes in Col. 3 ,		If 'No' in Col. 4, is Information collectable from oral enquiry?		If 'No' in Col 8, is the information not at all collectable?	
		Yes	No	source code*	Periodicity of Updation of records	Yes	No	Yes	No
(1)	(2)	(3)	(4)	(5)	(6)	(7)	(8)	(9)	(10)
455	Old age Home	Sikkim, West Bengal, Mizoram, Tamil Nadu, Gujarat, Nagaland, Lakshadweep Uttar Pradesh	Manipur, Delhi, Telanagana, Kerala, Rajasthan, Himachal Pradesh, Andhra Pradesh, Maharashtra, Bihar	1: West Bengal, Tamil Nadu, Uttar Pradesh 2: Gujarat, Nagaland 3: Sikkim Mizoram, Lakshadweep	Annually: Mizoram, Tamil Nadu, Nagaland, Lakshadweep Uttar Pradesh	Manipur, Delhi, Telanagana, Kerala, Rajasthan, Himachal Pradesh, Andhra Pradesh, Maharashtra, Bihar			
Remarks, including reasons for 'No' in Col 10: • Kerala: Information is collected from Municipality Councilor									
456	Hotels	Sikkim, West Bengal, Himachal Pradesh, Mizoram, Tamil Nadu, Gujarat, Nagaland, Lakshadweep	Manipur, Delhi, Telanagana, Kerala, Rajasthan, Andhra Pradesh, Uttar Pradesh, Maharashtra, Bihar	1: West Bengal, Himachal Pradesh, Tamil Nadu 2: Gujarat, Nagaland 3: Sikkim Mizoram, Lakshadweep	Annually: Mizoram, Tamil Nadu, Nagaland, Lakshadweep	Manipur, Delhi, Telanagana, Kerala, Rajasthan, Andhra Pradesh, Uttar Pradesh, Maharashtra, Bihar			
Remarks, including reasons for 'No' in Col 10: • Kerala: Information is collected from Municipality Councilor									
457	Cremation/ burial grounds	Sikkim, Telangana, Kerala West Bengal, Himachal Pradesh, Mizoram, Tamil Nadu, Gujarat, Nagaland, Lakshadweep, Andhra Pradesh, Uttar Pradesh	Manipur, Delhi, Rajasthan, Maharashtra, Bihar	1: Telangana, Kerala, West Bengal, Himachal Pradesh, Tamil Nadu, Andhra Pradesh, Uttar Pradesh 2: Gujarat, Nagaland, 3: Sikkim Mizoram, Lakshadweep	Annually: Telangana, Kerala, Mizoram, Tamil Nadu, Nagaland, Lakshadweep, Andhra Pradesh, Uttar Pradesh	Manipur, Delhi, Rajasthan, Maharashtra, Bihar			
Remarks, including reasons for 'No' in Col 10: NIL									

Sl. No	Item	Is information available from Records?		If yes in Col. 3,		If 'No' in Col. 4, is Information collectable from oral enquiry?		If 'No' in Col 8, is the information not at all collectable?	
		Yes	No	source code*	Periodicity of Updation of records	Yes	No	Yes	No
(1)	(2)	(3)	(4)	(5)	(6)	(7)	(8)	(9)	(10)
4.58	Facility for stray animal	Telangana West Bengal, Himachal Pradesh, Mizoram, Gujarat, Lakshadweep, Uttar Pradesh	Manipur, Delhi, Rajasthan, Sikkim, Kerala, Tamil Nadu, Nagaland, Andhra Pradesh, Maharashtra, Bihar	1: Telangana, West Bengal, Himachal Pradesh, Uttar Pradesh 2: Gujarat 3: Nagaland, Lakshadweep	Annually: Telangana, Nagaland, Lakshadweep, Uttar Pradesh	Manipur, Delhi, Rajasthan, Kerala, Mizoram, Tamil Nadu, Nagaland, Andhra Pradesh, Maharashtra, Bihar			Sikkim
Remarks, including reasons for 'No' in Col. 10: Sikkim: No records; Nagaland: No such facility available									
4.59	Disposal of dead animals	Telangana West Bengal, Himachal Pradesh, Gujarat, Nagaland, Lakshadweep, Andhra Pradesh, Uttar Pradesh	Manipur, Delhi, Rajasthan, Sikkim, Kerala, Mizoram, Tamil Nadu, Maharashtra, Bihar	1: Telangana, West Bengal, Himachal Pradesh, Andhra Pradesh, Uttar Pradesh 2: Gujarat 3: Nagaland, Lakshadweep	Annually: Telangana, Nagaland, Andhra Pradesh, Uttar Pradesh Once in 5 years: Lakshadweep	Manipur, Delhi, Rajasthan, Kerala, Mizoram, Tamil Nadu, Maharashtra, Bihar			Sikkim
Remarks, including reasons for 'No' in Col. 10: <ul style="list-style-type: none"> Kerala: Information is collected from Secretary Sikkim: No records 									
4.60	Community centre /Hall	Sikkim, West Bengal, Telangana, Himachal Pradesh, Mizoram, Tamil Nadu, Gujarat, Nagaland, Lakshadweep, Andhra Pradesh, Uttar Pradesh	Manipur, Delhi, Rajasthan, Kerala, Maharashtra, Bihar	1: Telangana, West Bengal, Himachal Pradesh, Tamil Nadu, Andhra Pradesh, Uttar Pradesh 2: Gujarat, Nagaland 3: Sikkim, Mizoram, Lakshadweep	Annually: Telangana, Mizoram, Tamil Nadu, Nagaland, Lakshadweep, Andhra Pradesh, Uttar Pradesh	Manipur, Delhi, Rajasthan, Kerala, Maharashtra, Bihar			
Remarks, including reasons for 'No' in Col. 10: <ul style="list-style-type: none"> Kerala: Information is collected from Municipality Councilor 									

Sl. No	Item	Is Information available from Records?		If yes in Col. 3,		If 'No' in Col. 4, is Information collectable from oral enquiry?		If 'No' in Col 8, is the information not at all collectable?	
		Yes	No	source code*	Periodicity of Updation of records	Yes	No	Yes	No
(1)	(2)	(3)	(4)	(5)	(6)	(7)	(8)	(9)	(10)
4.61	Recreational area (Park, Garden)	Sikkim, Telangana West Bengal, Himachal Pradesh, Mizoram, Tamil Nadu, Gujarat, Nagaland, Lakshadweep, Andhra Pradesh, Uttar Pradesh	Manipur, Delhi, Rajasthan, Kerala, Maharashtra, Bihar	1: Telangana, West Bengal, Himachal Pradesh, Tamil Nadu, Uttar Pradesh 2: Gujarat, Nagaland 3: Sikkim, Mizoram, Lakshadweep	Annually: Telangana, Mizoram, Tamil Nadu, Nagaland, Lakshadweep, Andhra Pradesh, Uttar Pradesh	Manipur, Delhi, Rajasthan, Kerala, Maharashtra, Bihar			
Remarks, including reasons for 'No' in Col. 10: Kerala: Information is collected Patwari									
4.62	Public library	Sikkim, Telangana, Kerala, West Bengal, Himachal Pradesh, Mizoram, Tamil Nadu, Gujarat, Nagaland, Lakshadweep, Andhra Pradesh, Uttar Pradesh	Manipur, Delhi, Rajasthan, Maharashtra, Bihar	1: Telangana, Kerala, West Bengal, Himachal Pradesh, Tamil Nadu, Andhra Pradesh, Uttar Pradesh 2: Gujarat 3: Sikkim, Mizoram, Nagaland, Lakshadweep	Annually: Telangana, Kerala, Tamil Nadu, Mizoram, Nagaland, Lakshadweep, Andhra Pradesh, Uttar Pradesh	Manipur, Delhi, Rajasthan, Maharashtra, Bihar			
Remarks, including reasons for 'No' in Col. 10: NIL									
4.63	Corporation/Government Garden	Sikkim, Telangana, Kerala, West Bengal, Himachal Pradesh, Tamil Nadu, Gujarat, Lakshadweep, Andhra Pradesh, Uttar Pradesh, Maharashtra	Manipur, Delhi, Rajasthan, Mizoram, Nagaland, Bihar	1: Telangana, Kerala, West Bengal, Himachal Pradesh, Tamil Nadu, Andhra Pradesh, Uttar Pradesh, Maharashtra 2: Gujarat 3: Sikkim, Nagaland, Lakshadweep	Annually: Telangana, Kerala, Tamil Nadu, Nagaland, Lakshadweep, Andhra Pradesh, Uttar Pradesh Once in 5 years: Maharashtra	Manipur, Delhi, Rajasthan, Mizoram, Bihar	Nagaland		
Remarks, including reasons for 'No' in Col. 10: NIL									

Sl. No	Item	Is Information available from Records?		If yes in Col 3, source code*	Periodicity of Updation of records	If 'No' in Col 4, is Information collectable from oral enquiry?		If 'No' in Col 8, is the information not at all collectable?	
		Yes	No			Yes	No	Yes	No
(1)	(2)	(3)	(4)	(5)	(6)	(7)	(8)	(9)	(10)
1.64	Swimming Pool	Sikkim, Telangana, Himachal Pradesh, Tamil Nadu, Gujarat, Lakshadweep, Andhra Pradesh, Uttar Pradesh	Manipur, Delhi, Rajasthan, Kerala, West Bengal, Mizoram, Nagaland, Maharashtra, Bihar	1: Telangana, Himachal Pradesh, Tamil Nadu, Andhra Pradesh, Uttar Pradesh 2: Gujarat 3: Sikkim, Nagaland, Lakshadweep	Annually: Telangana, Tamil Nadu, Nagaland, Lakshadweep, Andhra Pradesh, Uttar Pradesh	Manipur, Delhi, Rajasthan, Kerala, West Bengal, Mizoram, Maharashtra, Bihar			
Remarks, including reasons for 'No' in Col. 10: • Kerala: Information is collected Patwari									
4.65	Corporation /Government Playground	Sikkim, Telangana, Kerala, West Bengal, Himachal Pradesh, Mizoram, Tamil Nadu, Gujarat, Nagaland, Lakshadweep, Andhra Pradesh, Uttar Pradesh, Bihar	Manipur, Delhi, Rajasthan, Maharashtra	1: Telangana, Kerala, West Bengal, Himachal Pradesh, Tamil Nadu, Andhra Pradesh, Uttar Pradesh 2: Gujarat, Nagaland 3: Sikkim, Mizoram, Lakshadweep	Annually: Telangana, Kerala, Mizoram, Tamil Nadu, Nagaland, Lakshadweep, Andhra Pradesh, Uttar Pradesh	Manipur, Delhi, Rajasthan, Maharashtra, Bihar			
Remarks, including reasons for 'No' in Col. 10: Nil.									
4.66	Gymnasia	Sikkim, West Bengal, Himachal Pradesh, Gujarat, Nagaland, Lakshadweep, Andhra Pradesh, Uttar Pradesh, Bihar	Manipur, Delhi, Telangana, Kerala, Rajasthan, Mizoram, Tamil Nadu, Maharashtra	1: West Bengal, Himachal Pradesh, Andhra Pradesh, Uttar Pradesh 2: Gujarat 3: Sikkim, Nagaland 6: Lakshadweep	Annually: Nagaland, Lakshadweep, Andhra Pradesh, Uttar Pradesh	Manipur, Delhi, Telangana, Kerala, Rajasthan, Mizoram, Tamil Nadu, Maharashtra, Bihar			
Remarks, including reasons for 'No' in Col. 10: • Kerala: Information is collected from Municipality Councillor									

Sl. No	Item	Is Information available from Records?		If yes in Col. 3,		If 'No' in Col. 4, is Information collectable from oral enquiry?		If 'No' in Col 8, is the information not at all collectable?	
		Yes	No	source code*	Periodicity of Updation of records	Yes	No	Yes	No
(1)	(2)	(3)	(4)	(5)	(6)	(7)	(8)	(9)	(10)
4.67	Stadium	Sikkim, Telangana, Kerala West Bengal, Himachal Pradesh, Mizoram, Tamil Nadu, Gujarat, Nagaland, Lakshadweep, Andhra Pradesh, Uttar Pradesh, Bihar	Manipur, Rajasthan, Maharashtra	Delhi, 1: Telangana, Kerala, West Bengal, Himachal Pradesh, Tamil Nadu, Andhra Pradesh, Uttar Pradesh 2: Gujarat, Nagaland, 3: Sikkim, Mizoram 6: Lakshadweep	Annually: Telangana, Kerala, Mizoram, Tamil Nadu, Nagaland, Lakshadweep, Andhra Pradesh, Uttar Pradesh	Manipur, Delhi, Rajasthan, Maharashtra, Bihar			
Remarks, including reasons for 'No' in Col. 10: NIL									
4.68	Cinema Halls	Sikkim, Telangana, Kerala West Bengal, Himachal Pradesh, Tamil Nadu, Gujarat, Lakshadweep, Andhra Pradesh, Uttar Pradesh, Bihar	Manipur, Rajasthan, Nagaland, Maharashtra	Delhi, Mizoram, 1: Telangana, Kerala, West Bengal, Himachal Pradesh, Tamil Nadu, Andhra Pradesh, Uttar Pradesh 2: Gujarat 3: Sikkim, Nagaland, Lakshadweep	Annually: Telangana, Kerala, Tamil Nadu, Nagaland, Lakshadweep, Andhra Pradesh, Uttar Pradesh	Manipur, Delhi, Rajasthan, Mizoram, Bihar			
Remarks, including reasons for 'No' in Col. 10: NIL									
4.69	Open Air Theatre	Sikkim, Telangana, West Bengal, Tamil Nadu, Gujarat, Lakshadweep, Uttar Pradesh	Manipur, Rajasthan, Mizoram, Pradesh, Maharashtra, Bihar	Delhi, Kerala, Andhra 1: Telangana, West Bengal, Tamil Nadu, Uttar Pradesh 2: Gujarat 3: Sikkim, Lakshadweep	Annually: Telangana, Tamil Nadu, Nagaland, Lakshadweep, Uttar Pradesh	Manipur, Delhi, Rajasthan, Kerala, Mizoram, Maharashtra, Bihar	Andhra Pradesh,		
Remarks, including reasons for 'No' in Col. 10: NIL									

Sl. No	Item	Is Information available from Records?		If yes in Col. 3,		If 'No' in Col. 4, is Information collectable from oral enquiry?		If 'No' in Col. 8, is the information not at all collectable?	
		Yes	No	source code*	Periodicity of Updation of records	Yes	No	Yes	No
(1)	(2)	(3)	(4)	(5)	(6)	(7)	(8)	(9)	(10)
4.70	Zoo	Sikkim, Telangana, West Bengal, Tamil Nadu, Gujarat, Nagaland, Lakshadweep, Uttar Pradesh	Manipur, Delhi, Rajasthan, Kerala, Himachal Pradesh, Mizoram, Andhra Pradesh, Maharashtra, Bihar	1: Telangana, Tamil Nadu, Uttar Pradesh 2: Gujarat 3: Sikkim, West Bengal, Nagaland, Lakshadweep	Annually: Telangana, Tamil Nadu, Nagaland, Lakshadweep, Uttar Pradesh	Manipur, Delhi, Rajasthan, Kerala, Himachal Pradesh, Mizoram, Nagaland, Maharashtra, Bihar	Andhra Pradesh		
Remarks, including reasons for 'No' in Col. 10: NIL									
4.71	Art Galleries	Sikkim, Telangana, West Bengal, Gujarat, Nagaland, Lakshadweep, Andhra Pradesh, Uttar Pradesh	Manipur, Delhi, Rajasthan, Kerala, Himachal Pradesh, Mizoram, Maharashtra, Bihar	1: Telangana, Andhra Pradesh, Uttar Pradesh 2: Gujarat 3: Sikkim, West Bengal, Nagaland, Lakshadweep	Annually: Telangana, Nagaland, Lakshadweep, Andhra Pradesh, Uttar Pradesh	Manipur, Delhi, Rajasthan, Kerala, Himachal Pradesh, Mizoram, Nagaland, Maharashtra, Bihar			
Remarks, including reasons for 'No' in Col. 10: NIL									
4.72	Museum	Sikkim, Telangana, Mizoram, Tamil Nadu, Gujarat, Nagaland, Lakshadweep, Uttar Pradesh	Manipur, Delhi, Rajasthan, Kerala, West Bengal, Himachal Pradesh, Andhra Pradesh, Maharashtra, Bihar	1: Telangana, Tamil Nadu, Uttar Pradesh 2: Gujarat 3: Sikkim, Mizoram, Nagaland, Lakshadweep	Annually: Telangana, Mizoram, Tamil Nadu, Nagaland, Lakshadweep, Uttar Pradesh	Manipur, Delhi, Rajasthan, Kerala, West Bengal, Himachal Pradesh, Nagaland, Maharashtra, Bihar	Andhra Pradesh		
Remarks, including reasons for 'No' in Col. 10: NIL									

Sl. No	Item	Is Information available from Records?		If yes in Col. 3 ,		If 'No' in Col. 4, is Information collectable from oral enquiry?		If 'No' in Col. 8, is the information not at all collectable?	
		Yes	No	source code*	Periodicity of Update of records	Yes	No	Yes	No
(1)	(2)	(3)	(4)	(5)	(6)	(7)	(8)	(9)	(10)
4.73	Recreation Clubs	Sikkim, Telangana, West Bengal, Tamil Nadu, Gujarat, Nagaland, Lakshadweep, Andhra Pradesh, Uttar Pradesh	Manipur, Delhi, Rajasthan, Kerala, Himachal Pradesh, Mizoram, Maharashtra, Bihar	1: Telangana, West Bengal, Tamil Nadu, Andhra Pradesh, Uttar Pradesh 2: Gujarat 3: Sikkim, Nagaland, Lakshadweep	Annually: Telangana, Tamil Nadu, Nagaland, Lakshadweep, Andhra Pradesh, Uttar Pradesh	Manipur, Delhi, Rajasthan, Kerala, Himachal Pradesh, Mizoram, Maharashtra, Bihar			
Remarks, including reasons for 'No' in Col. 10: • Kerala: Information is collected from Municipality Councillor									
4.74	Orphanage	Sikkim, Telangana, West Bengal, Himachal Pradesh, Mizoram, Tamil Nadu, Gujarat, Nagaland, Lakshadweep, Andhra Pradesh,	Manipur, Delhi, Rajasthan, Kerala, Uttar Pradesh, Maharashtra, Bihar	1: Telangana, West Bengal, Himachal Pradesh, Tamil Nadu, Andhra Pradesh, 2: Gujarat, Nagaland, 3: Sikkim, Mizoram, Lakshadweep	Annually: Telangana, Mizoram, Tamil Nadu, Nagaland, Lakshadweep, Andhra Pradesh,	Manipur, Delhi, Rajasthan, Kerala, Uttar Pradesh, Maharashtra, Bihar			
Remarks, including reasons for 'No' in Col. 10: • Kerala: Information is collected from Municipality Councillor									
4.75	Hostels for Girls	Sikkim, West Bengal, Himachal Pradesh, Tamil Nadu, Gujarat, Nagaland, Lakshadweep, Andhra Pradesh,	Manipur, Delhi, Telanagana, Kerala, Rajasthan, Mizoram, Uttar Pradesh, Maharashtra, Bihar	1: West Bengal, Himachal Pradesh, Tamil Nadu, Andhra Pradesh, 2: Gujarat, Nagaland 3: Sikkim, Lakshadweep	Annually: Tamil Nadu, Nagaland, Lakshadweep, Andhra Pradesh,	Manipur, Delhi, Telanagana, Kerala, Rajasthan, Mizoram, Uttar Pradesh, Maharashtra, Bihar			
Remarks, including reasons for 'No' in Col. 10: • Kerala: Information is collected from Municipality Councillor									
4.76	Home for Destitutes	Sikkim, Telangana, West Bengal, Tamil Nadu, Gujarat, Nagaland, Lakshadweep, Andhra Pradesh, Uttar Pradesh	Manipur, Delhi, Rajasthan, Kerala, Himachal Pradesh, Mizoram, Maharashtra, Bihar	1: Telangana, West Bengal, Tamil Nadu, Andhra Pradesh, Uttar Pradesh 2: Gujarat, Nagaland 3: Sikkim, Lakshadweep	Annually: Telangana, Tamil Nadu, Nagaland, Lakshadweep, Andhra Pradesh, Uttar Pradesh	Manipur, Delhi, Rajasthan, Kerala, Himachal Pradesh, Mizoram, Maharashtra, Bihar			
Remarks, including reasons for 'No' in Col. 10: • Kerala: Information is collected from Municipality Councillor									

Sl. No	Item	Is Information available from Records?		If yes in Col. 3,		If 'No' in Col. 4, is Information collectable from oral enquiry?		If 'No' in Col. 8, is the information not at all collectable?	
		Yes	No	source code*	Periodicity of Updation of records	Yes	No	Yes	No
(1)	(2)	(3)	(4)	(5)	(6)	(7)	(8)	(9)	(10)
4.77	Night Shelter	Sikkim, Telangana, West Bengal, Himachal Pradesh, Tamil Nadu, Gujarat, Lakshadweep	Manipur, Delhi, Rajasthan, Kerala, Mizoram, Nagaland, Andhra Pradesh, Uttar Pradesh, Maharashtra, Bihar	1: Telangana, West Bengal, Himachal Pradesh, Tamil Nadu, 2: Gujarat, 3: Sikkim, Nagaland, Lakshadweep	Annually: Telangana, Tamil Nadu, Nagaland, Lakshadweep	Manipur, Delhi, Rajasthan, Kerala, Mizoram, Nagaland, Andhra Pradesh, Uttar Pradesh, Maharashtra, Bihar			
Remarks, including reasons for 'No' in Col. 10: • Kerala: Information is collected Secretary									
4.78	Private Clinics	Sikkim, Telangana, Kerala, West Bengal, Himachal Pradesh, Gujarat, Nagaland, Lakshadweep, Andhra Pradesh,	Manipur, Delhi, Rajasthan, Mizoram, Tamil Nadu Uttar Pradesh, Maharashtra, Bihar	1: Telangana, Kerala, West Bengal, Himachal Pradesh, Andhra Pradesh, 2: Gujarat, Nagaland 3: Sikkim, Lakshadweep	Annually: Telangana, Kerala, Nagaland, Lakshadweep, Andhra Pradesh,	Manipur, Delhi, Rajasthan, Mizoram, Tamil Nadu Uttar Pradesh, Maharashtra, Bihar			
Remarks, including reasons for 'No' in Col. 10: NIL									

General Remarks:

Delhi: The information is collected from MLA, Ex-MLAs, Anganbadi Workers, Asha Workers, RWA, etc.

Block 5 Demographic information

Sl. No	Item	Is Information available from Records?		If yes in Col. 3,		If 'No' in Col. 4, is Information collectable from oral enquiry?		If 'No' in Col. 8, is the information not at all collectable?	
		Yes	No	source code*	Periodicity of Updation of records	Yes	No	Yes	No
(1)	(2)	(3)	(4)	(5)	(6)	(7)	(8)	(9)	(10)
5.1	Female Population in the given age groups	Manipur, Delhi, Rajasthan, Gujarat, Mizoram, Karnataka, Tamil Nadu, West Bengal, Andhra Pradesh, Haryana, Himachal Pradesh, Nagaland, Lakshadweep, Maharashtra, Bihar	Sikkim, Telanagana, Kerala, Meghalaya, Uttar Pradesh,	1: Rajasthan, Tamil Nadu, Gujarat West Bengal, Andhra Pradesh, Bihar 2: Manipur, Karnataka 3: Delhi, Rajasthan, Mizoram, Haryana, Himachal Pradesh, Nagaland, 5: Lakshadweep 9: Maharashtra	Monthly: Mizoram, Annually: Manipur, Tamil Nadu, Rajasthan Haryana, Nagaland, Once in 10 years: Delhi, Karnataka Andhra Pradesh, Lakshadweep, Maharashtra	Meghalaya, Uttar Pradesh,	Sikkim, Telanagana, Kerala		
Remarks, including reasons for 'No' in Col. 10: <ul style="list-style-type: none"> • Telanagana: Age-wise & social groups wise data of literate persons is not available • Delhi: Information taken from Population census-2011 • Sikkim: No ward wise records • Manipur: Information collected from Aganwadi for Williamnagar & Resubelpara town. Information is not collectable for Tura town. • West Bengal: Data not available in some wards • Maharashtra: Information collected from Census 									
5.2	Male Population in the given age groups	Manipur, Delhi, Rajasthan, Gujarat, Mizoram, Karnataka, Tamil Nadu, West Bengal, Andhra Pradesh, Haryana, Himachal Pradesh, Nagaland, Lakshadweep, Maharashtra, Bihar	Sikkim, Telanagana, Kerala, Meghalaya, Uttar Pradesh,	1: Rajasthan, Tamil Nadu, Gujarat West Bengal, Andhra Pradesh, Bihar 2: Manipur, Karnataka 3: Delhi, Rajasthan, Mizoram, Haryana, Himachal Pradesh, Nagaland, 5: Lakshadweep 9: Maharashtra	Monthly: Mizoram, Annually: Manipur, Tamil Nadu, Rajasthan Haryana, Nagaland, Once in 10 years: Delhi, Karnataka Andhra Pradesh, Lakshadweep Once in 5 years: Maharashtra	Meghalaya, Uttar Pradesh,	Sikkim, Telanagana, Kerala		
Remarks, including reasons for 'No' in Col. 10: <ul style="list-style-type: none"> • Telanagana: Age-wise & social Groupwise data of literate persons is not available • Delhi: Information taken from Population census-2011 • Sikkim: No ward wise records • West Bengal: Data not available in some wards • Manipur: Information is not collectable for Tura town 									

Sl. No	Item	Is information available from Records?		If yes in Col 3,		If 'No' in Col 4, is information collectable from oral enquiry?		If 'No' in Col 8, is the information not at all collectable?	
		Yes	No	source code*	Periodicity of updation of records	Yes	No	Yes	No
(1)	(2)	(3)	(4)	(5)	(6)	(7)	(8)	(9)	(10)
53	Category-wise (SC/ST/OB C/General) number of households	Manipur, Delhi, Sikkim, Rajasthan Gujarat, Karnataka, Tamil Nadu, West Bengal, Haryana, Himachal Pradesh, Nagaland, Lakshadweep, Maharashtra, Bihar	Kerala, Mizoram, Meghalaya, Uttar Pradesh, Andhra Pradesh	1: Rajasthan, Tamil Nadu, Gujarat, West Bengal, Bihar 2: Manipur, Karnataka 3: Rajasthan, Sikkim, Delhi, Himachal Pradesh, Nagaland, 4: Telanagana, Haryana, 5: Lakshadweep 9: Maharashtra	Annually: Manipur, Tamil Nadu, Rajasthan, Nagaland, Once in 10 years: Delhi, Karnataka, Telanagana, Haryana, Lakshadweep Once in 5 years: Maharashtra	Mizoram, Meghalaya, Uttar Pradesh,	Kerala, Andhra Pradesh,		
Remarks, including reasons for 'No' in Col 10: <ul style="list-style-type: none"> • Delhi: Information taken from Population census-2011 • Andhra Pradesh: Category wise data not available • Manipur: Information is not collectable for Tura town 									
54	Total No. of Households headed by women	Manipur, Kerala (khozikode), Rajasthan, Gujarat, Karnataka, Tamil Nadu, West Bengal, Andhra Pradesh, Haryana, Himachal Pradesh, Lakshadweep, Bihar	Delhi, Sikkim, Telanagana, Kerala (Kottayam), Mizoram, Meghalaya, Uttar Pradesh, Nagaland, Maharashtra	1: Rajasthan, Tamil Nadu, Gujarat, West Bengal, Andhra Pradesh, Bihar 2: Manipur, Karnataka 3: Rajasthan, Haryana, Himachal Pradesh, Nagaland, 5: Lakshadweep 9: Kerala (anganwadi teacher),	Annually: Manipur, Tamil Nadu, Rajasthan, Kerala, Andhra Pradesh, Haryana, Nagaland, Lakshadweep Once in 10 years: Karnataka	Delhi, Mizoram, Meghalaya, Uttar Pradesh, Maharashtra	Sikkim, Telanagana, Kerala, Nagaland,	Nagaland,	
Remarks, including reasons for 'No' in Col 10: <ul style="list-style-type: none"> • Telanagana: Social groups wise data of households headed by women data is not available • Delhi: Information collected from Councillor • Sikkim: No records • West Bengal: Data not available in some wards • Manipur: Information is not collectable for Tura town 									

Sl No	Item	Is Information available from Records?		If yes in Col. 3,		If 'No' in Col. 4, is Information collectable from oral enquiry?		If 'No' in Col 8, is the information not at all collectable?	
		Yes	No	source code*	Periodicity of Updation of records	Yes	No	Yes	No
(1)	(2)	(3)	(4)	(5)	(6)	(7)	(8)	(9)	(10)
5.5	No. of households living below poverty line (BPL)	Manipur, Kerala (khozikode), Rajasthan, Gujarat, Mizoram, Karnataka, Tamil Nadu, West Bengal, Uttar Pradesh, Andhra Pradesh, Haryana, Himachal Pradesh, Lakshadweep, Maharashtra, Bihar	Delhi, Sikkim, Telanagana, Kerala (Kottayam), Meghalaya, Nagaland,	1: Rajasthan, Tamil Nadu, Gujarat West Bengal, Uttar Pradesh, Andhra Pradesh, Haryana, Maharashtra, Bihar 2: Manipur, Karnataka 3: Rajasthan, Mizoram, Himachal Pradesh, Nagaland, 5: Lakshadweep 9: Kerala (anganwadi teacher),	Monthly: Mizoram, Annually: Manipur, Tamil Nadu, Rajasthan, Kerala Andhra Pradesh, Haryana, Nagaland, Lakshadweep Once in 5 years: Karnataka, Uttar Pradesh Once in 15 years: Maharashtra	Delhi, Meghalaya	Sikkim, Telanagana, Kerala Nagaland,	Nagaland,	
Remarks, including reasons for 'No' in Col. 10: <ul style="list-style-type: none"> • Telanagana: Social groups wise data of households living BPL is not available • Delhi: Information collected from Councillor • Sikkim: Records variation at different Sources • West Bengal: Data not available in some wards. • Manipur: Information is not collectable for Tura town • Nagaland: Not yet fully streamline 									
5.6	Live Birth	Telanagana, Manipur, Kerala (khozikode), Rajasthan, Gujarat, Mizoram, Karnataka, Meghalaya, Tamil Nadu, West Bengal, Uttar Pradesh, Andhra Pradesh, Haryana, Himachal Pradesh, Nagaland, Lakshadweep, Bihar	Delhi, Sikkim, Maharashtra	1: Kerala, Tamil Nadu, West Bengal, 3: Rajasthan, Telanagana, Mizoram, Haryana, Himachal Pradesh, Nagaland, 5: Karnataka 8: Rajasthan, Gujarat, Meghalaya, Andhra Pradesh, Lakshadweep 9: Kerala (anganwadi teacher), Manipur, Uttar Pradesh, Bihar	Weekly: Lakshadweep Monthly: Manipur, Telanagana, Mizoram, Andhra Pradesh, Haryana, Half yearly: Uttar Pradesh, Annually: Kerala, Rajasthan, Tamil Nadu, Karnataka Nagaland,	Delhi, Maharashtra	Sikkim		Sikkim
Remarks, including reasons for 'No' in Col. 7: <ul style="list-style-type: none"> • Delhi: Information collected from Anganwadi, MCD/MO • Sikkim: No ward wise records • West Bengal: Data not available in some wards. 									

Sl. No	Item	Is Information available from Records?		If yes in Col. 3,		If 'No' in Col. 4, is Information collectable from oral enquiry?		If 'No' in Col 8, is the information not at all collectable?	
		Yes	No	source code*	Periodicity of Updation of records	Yes	No	Yes	No
(1)	(2)	(3)	(4)	(5)	(6)	(7)	(8)	(9)	(10)
5.7	Still Birth	Manipur, Telanagana, Kerala, Rajasthan, Gujarat, Mizoram, Karnataka, Meghalaya, Tamil Nadu, West Bengal, Uttar Pradesh, Andhra Pradesh, Haryana, Himachal Pradesh, Nagaland, Lakshadweep, Bihar	Delhi, Sikkim, Maharashtra	1: Kerala, Tamil Nadu, West Bengal, 3: Rajasthan, Telanagana, Mizoram, Haryana, Himachal Pradesh, Nagaland, 5: Karnataka 8: Rajasthan, Gujarat, Meghalaya, Andhra Pradesh, Lakshadweep 9: Kerala (anganwadi teacher), Manipur, Uttar Pradesh, Bihar	Weekly: Lakshadweep Monthly: Manipur, Telanagana, Mizoram, Andhra Pradesh, Haryana, Half yearly: Uttar Pradesh, Annually: Kerala, Rajasthan, Tamil Nadu, Karnataka Nagaland,	Delhi, Maharashtra	Sikkim		
Remarks, including reasons for 'No' in Col. 10: <ul style="list-style-type: none"> Delhi: Information collected from Anganwadi, MCD/MO Sikkim: No ward wise records West Bengal: Data not available in some wards. 									
5.8	Deaths (below age 1 year)	Manipur, Telanagana, Kerala Rajasthan, Gujarat, Mizoram, Karnataka, Meghalaya, Tamil Nadu, West Bengal, Uttar Pradesh, Haryana, Himachal Pradesh, Nagaland, Lakshadweep, Bihar	Delhi, Sikkim, Andhra Pradesh, Maharashtra	1: Kerala, Tamil Nadu, Tlanagana West Bengal, 3: Rajasthan, Mizoram, Haryana, Himachal Pradesh, Nagaland, 5: Karnataka 8: Rajasthan, Meghalaya, Gujarat Lakshadweep 9: Kerala (anganwadi teacher), Manipur, Uttar Pradesh, Bihar	Weekly: Lakshadweep Monthly: Manipur, Telanagana, Mizoram, Haryana, Half yearly: Uttar Pradesh, Annually: Kerala, Rajasthan, Tamil Nadu, Karnataka Nagaland,	Delhi, Maharashtra	Sikkim Andhra Pradesh,		
Remarks, including reasons for 'No' in Col. 7: <ul style="list-style-type: none"> Delhi: Information collected from Anganwadi, MCD/MO Sikkim: No ward wise records West Bengal: Data not available in some wards. Andhra Pradesh: Data not available 									

Sl No	Item	Is Information available from Records?		If yes in Col. 3,		If 'No' in Col 4, is Information collectable from oral enquiry?		If 'No' in Col 8, is the information not at all collectable?	
		Yes	No	source code*	Periodicity of Updation of records	Yes	No	Yes	No
(1)	(2)	(3)	(4)	(5)	(6)	(7)	(8)	(9)	(10)
5.9	Other Deaths - Female (after completion of first birth day) (for given age-groups)	Manipur, Telanagana, Rajasthan, Gujarat, Karnataka, Mizoram, Meghalaya, Tamil Nadu, West Bengal, Uttar Pradesh, Haryana, Himachal Pradesh, Nagaland, Lakshadweep, Maharashtra, Bihar	Sikkim, Delhi, Kerala, Andhra Pradesh,	1: Telanagana, Tamil Nadu, West Bengal, 3: Rajasthan, Mizoram, Haryana, Himachal Pradesh, Nagaland, 5: Karnataka 8: Rajasthan, Meghalaya, Gujarat Lakshadweep 9: Manipur Uttar Pradesh, Maharashtra, Bihar	Weekly: Lakshadweep Monthly : Manipur, Telanagana, Mizoram, Haryana, Half yearly: Uttar Pradesh, Annually : Rajasthan, Tamil Nadu, Karnataka Nagaland Once in 5 years: Maharashtra	Delhi, Uttar Pradesh,	Sikkim, Kerala Andhra Pradesh,		
Remarks, including reasons for 'No' in Col 10: <ul style="list-style-type: none"> Delhi: Information collected from Anganwadi, MCD/MO Sikkim: No ward wise records West Bengal: Data not available in some wards Andhra Pradesh: Data not available 									
5.10	Other Deaths - Male (after completion of first birth day) (for given age-groups)	Manipur, Telanagana, Rajasthan, Gujarat, Mizoram, Karnataka, Meghalaya, Tamil Nadu, West Bengal, Uttar Pradesh, Haryana, Himachal Pradesh, Nagaland, Lakshadweep, Maharashtra, Bihar	Sikkim, Delhi, Kerala, Andhra Pradesh,	1: Telanagana, Tamil Nadu, West Bengal, 3: Rajasthan, Mizoram, Haryana, Himachal Pradesh, Nagaland, 5: Karnataka 8: Rajasthan, Meghalaya, Gujarat Lakshadweep 9: Manipur Uttar Pradesh, Maharashtra, Bihar	Weekly: Lakshadweep Monthly : Manipur, Telanagana, Mizoram, Haryana, Half yearly: Uttar Pradesh, Annually : Rajasthan, Tamil Nadu, Karnataka Nagaland Once in 5 years: Maharashtra	Delhi	Sikkim, Kerala Andhra Pradesh,		
Remarks, including reasons for 'No' in Col 7: <ul style="list-style-type: none"> Delhi: Information collected from Anganwadi, MCD/MO Sikkim: No ward wise records West Bengal: Data not available in some wards Andhra Pradesh: Data not available 									

Sl No	Item	Is Information available from Records?		If yes in Col 3,		If 'No' in Col 4, is Information collectable from oral enquiry?		If 'No' in Col 8, is the information not at all collectable?	
		Yes	No	source code*	Periodicity of Updation of records	Yes	No	Yes	No
(1)	(2)	(3)	(4)	(5)	(6)	(7)	(8)	(9)	(10)
5.11	No. of Deaths of Women (Age groups :15-49 years) at the time of Child Birth	Manipur, Rajasthan, Kerala, Gujarat, Mizoram, Karnataka, Tamil Nadu, Meghalaya, West Bengal, Uttar Pradesh, Andhra Pradesh, Haryana, Himachal Pradesh, Nagaland, Lakshadweep, Bihar	Sikkim, Delhi, Maharashtra	1: Kerala, Tamil Nadu, West Bengal, 3: Telanagana, Rajasthan, Mizoram, Haryana, Himachal Pradesh, Nagaland, 5: Karnataka 8: Rajasthan, Meghalaya, Gujarat Andhra Pradesh, Lakshadweep 9: Kerala (anganwadi teacher), Manipur Uttar Pradesh, Bihar	Weekly : Lakshadweep Monthly: Manipur, Telanagana, Mizoram, Andhra Pradesh, Haryana, Uttar Pradesh, Half yearly: Uttar Pradesh, Annually: Kerala, Rajasthan, Tamil Nadu, Karnataka Nagaland,	Delhi, Maharashtra	Sikkim		
Remarks, including reasons for 'No' in Col 10:									
<ul style="list-style-type: none"> Delhi: Information collected from Anganwadi, MCD/MO Sikkim: No ward wise records West Bengal: Data not available in some wards. 									
5.12	No. of pregnant women	Manipur, Rajasthan, Kerala, Gujarat, Mizoram, Karnataka, Meghalaya, Tamil Nadu, West Bengal, Uttar Pradesh, Andhra Pradesh, Haryana, Himachal Pradesh, Nagaland, Lakshadweep, Bihar	Sikkim, Delhi, Maharashtra	1: Kerala, Tamil Nadu, West Bengal, 3: Telanagana, Rajasthan, Mizoram, Haryana, Himachal Pradesh, Nagaland, 5: Karnataka 8: Rajasthan, Meghalaya, Gujarat Andhra Pradesh, Lakshadweep 9: Kerala (anganwadi teacher), Manipur, Uttar Pradesh, Bihar	Weekly : Lakshadweep Monthly: Manipur, Telanagana, Mizoram, Andhra Pradesh, Haryana, Uttar Pradesh, Half yearly: Uttar Pradesh, Annually: Kerala, Rajasthan, Tamil Nadu, Karnataka Nagaland,	Delhi, Maharashtra	Sikkim		
Remarks, including reasons for 'No' in Col 10:									
<ul style="list-style-type: none"> Delhi: Information collected from Anganwadi, MCD/MO Sikkim: No ward wise records West Bengal: Data not available in some wards. 									

Sl No	Item	Is Information available from Records?		If yes in Col 3,		If 'No' in Col 4, is Information collectable from oral enquiry?		If 'No' in Col 8, is the information not at all collectable?	
		Yes	No	source code*	Periodicity of Updation of records	Yes	No	Yes	No
(1)	(2)	(3)	(4)	(5)	(6)	(7)	(8)	(9)	(10)
5.13	Number of MTP cases	Manipur, Telanagana, Rajasthan, Kerala, Gujarat, Mizoram, Meghalaya, Tamil Nadu, West Bengal, Uttar Pradesh, Andhra Pradesh, Haryana, Himachal Pradesh, Lakshadweep, Bihar	Sikkim, Delhi, Nagaland, Maharashtra	1: Kerala, Tamil Nadu, West Bengal, 3: Telanagana, Rajasthan, Mizoram, Haryana, Himachal Pradesh, Nagaland, 8: Rajasthan, Meghalaya, Gujarat Andhra Pradesh, Lakshadweep 9: Kerala (anganwadi teacher), Manipur, Uttar Pradesh, Bihar	Weekly: Lakshadweep Monthly: Manipur, Telanagana, Mizoram, Andhra Pradesh, Haryana, Half yearly: Uttar Pradesh, Annually: Kerala, Tamil Nadu, Rajasthan, Nagaland,	Delhi, Maharashtra	Sikkim, Nagaland,	Nagaland,	Sikkim
Remarks, including reasons for 'No' in Col. 7: <ul style="list-style-type: none"> Delhi: Information collected from Anganwadi, MCD/MO Sikkim: No ward wise records West Bengal: Data not available in some wards. 									

Note: Kerala: For Kottayam data are available in another format collected by anganwadi workers (Block office). If an honorarium will given to the anganwadi workers, they may collect the data in the given format and for Kozhicode ward wise data can be collected by anganwadi teachers if the given age groUttar Pradesh columns are included in their yearly survcy form, by modifying it.

Block 6: Morbidity, Disability and Family Planning (During the reference year)

Sl No	Item	Is Information available from Records?		If yes in Col. 3, source code*	Periodicity of Updation of records	If 'No' in Col.4, is Information collectable from oral enquiry?		If 'No' in Col 8, is the information not at all collectable?	
		Yes (3)	No (4)			Yes (7)	No (8)	Yes (9)	No (10)
6.1	Common Chronic diseases	Manipur, Telangana, Kerala, Rajasthan, West Bengal, Mizoram, Tamil Nadu, Gujarat, Lakshadweep, Andhra Pradesh, Bihar	Delhi, Sikkim, Himachal Pradesh, Nagaland, Uttar Pradesh, Maharashtra	1: Kerala, West Bengal, 3: Telanagana, Mizoram, Nagaland 7: Manipur, Rajasthan, Bihar 8: Tamil Nadu, Gujarat, Lakshadweep, Andhra Pradesh, Bihar	Monthly: Telangana, Mizoram, Andhra Pradesh, Half yearly: Manipur, Annually: Kerala, Rajasthan, Tamil Nadu, Nagaland Once in 5 years: Once in 10 years:	Delhi, Himachal Pradesh, Uttar Pradesh, Maharashtra	Sikkim, Nagaland,		
Remarks, including reasons for 'No' in Col. 10: • Manipur: Information collected from Local Doctor or health worker									
6.2	Common Acute diseases	Manipur, Telangana, Kerala, Rajasthan, West Bengal, Mizoram, Tamil Nadu, Gujarat, Lakshadweep, Andhra Pradesh, Bihar	Delhi, Sikkim, Himachal Pradesh, Nagaland, Uttar Pradesh, Maharashtra	1: Kerala, West Bengal, 3: Telanagana, Mizoram, Nagaland 7: Manipur, Rajasthan, Bihar 8: Rajasthan, Tamil Nadu, Gujarat, Lakshadweep, Andhra Pradesh, Bihar	Monthly: Telangana, Mizoram, Andhra Pradesh, Half yearly: Manipur, Annually: Kerala, Rajasthan, Tamil Nadu, Nagaland Once in 5 years: Once in 10 years:	Delhi, Himachal Pradesh, , Uttar Pradesh, Maharashtra	Sikkim,		
Remarks, including reasons for 'No' in Col. 10: NIL									
6.3	No. of persons affected by Leprosy	Manipur, Telangana, Kerala, Rajasthan, West Bengal, Mizoram, Tamil Nadu, Gujarat, Lakshadweep, Andhra Pradesh, Bihar	Delhi, Sikkim, Himachal Pradesh, Nagaland, Uttar Pradesh, Maharashtra	1: Kerala, West Bengal, 3: Telanagana, Mizoram, Nagaland, 7: Manipur, Rajasthan, Bihar 8: Rajasthan, Tamil Nadu, Gujarat, Lakshadweep, Andhra Pradesh, Bihar	Monthly: Telangana, Mizoram, , Andhra Pradesh, Half yearly: Manipur, Annually: Kerala, Rajasthan, Tamil Nadu, Nagaland,	Delhi, Himachal Pradesh, , Uttar Pradesh, Maharashtra	Sikkim,		
Remarks, including reasons for 'No' in Col. 10: NIL									
6.4	No. of persons affected by Tuberculosis	Manipur, Telangana, Kerala, Rajasthan, West Bengal, Mizoram, Tamil Nadu, Gujarat, Nagaland, Lakshadweep, Andhra Pradesh, Bihar	Delhi, Sikkim, Himachal Pradesh, Maharashtra	1: Kerala, West Bengal, 3: Telanagana, Mizoram, Nagaland, 7: Manipur, Rajasthan, Bihar 8: Rajasthan, Tamil Nadu, Gujarat, Lakshadweep, Andhra Pradesh, Bihar	Monthly: Telangana, Mizoram, , Andhra Pradesh, Half yearly: Manipur, Annually: Kerala, Rajasthan, Tamil Nadu, Nagaland,	Delhi, Himachal Pradesh, Maharashtra	Sikkim,		

Sl. No	Item	Is Information available from Records?		If yes in Col 3,		If 'No' in Col 4, is Information collectable from oral enquiry?		If 'No' in Col 8, is the information not at all collectable?	
		Yes	No	source code*	Periodicity of Updation of records	Yes	No	Yes	No
(1)	(2)	(3)	(4)	(5)	(6)	(7)	(8)	(9)	(10)
6.5	No. of persons affected by Cholera	Manipur, Telangana, Kerala, Rajasthan, West Bengal, Mizoram, Tamil Nadu, Gujarat, Lakshadweep, Andhra Pradesh, Maharashtra, Bihar	Delhi, Sikkim, Himachal Pradesh, Nagaland, Uttar Pradesh	1: Kerala, West Bengal, Maharashtra 3: Telanagana, Mizoram, Nagaland 7: Manipur, Rajasthan, Bihar 8: Rajasthan, Tamil Nadu, Gujarat, Lakshadweep, Andhra Pradesh, Bihar	Monthly: Telangana, Mizoram, Andhra Pradesh, Half yearly: Manipur, Annually: Kerala, Rajasthan, Tamil Nadu, Nagaland, Once in 5 years: Maharashtra	Delhi, Himachal Pradesh, Uttar Pradesh,	Sikkim,		
Remarks, including reasons for 'No' in Col 10: NIL									
6.6	No. of persons affected by Malaria	Manipur, Telangana, Kerala, Rajasthan, West Bengal, Mizoram, Tamil Nadu, Gujarat, Nagaland, Lakshadweep, Andhra Pradesh, Maharashtra, Bihar	Delhi, Sikkim, Himachal Pradesh, Uttar Pradesh	1: Kerala, West Bengal, Maharashtra 3: Telanagana, Mizoram, Nagaland 7: Manipur, Rajasthan, Bihar 8: Rajasthan, Tamil Nadu, Gujarat, Lakshadweep, Andhra Pradesh, Bihar	Monthly: Telangana, Mizoram, Andhra Pradesh Half yearly: Manipur Annually: Kerala, Rajasthan, Tamil Nadu, Nagaland Once in 5 years: Maharashtra	Delhi, Himachal Pradesh, Uttar Pradesh	Sikkim,		
Remarks, including reasons for 'No' in Col 10: NIL									
6.7	No. of persons affected by Dengue	Manipur, Telangana, Kerala, Rajasthan, West Bengal, Mizoram, Tamil Nadu, Gujarat, Nagaland, Lakshadweep, Andhra Pradesh, Maharashtra, Bihar	Delhi, Sikkim, Himachal Pradesh, Uttar Pradesh	1: Kerala, West Bengal, Maharashtra 3: Telanagana, Mizoram, Nagaland, 7: Manipur, Rajasthan, 8: Rajasthan, Tamil Nadu, Gujarat, Lakshadweep, Andhra Pradesh	Monthly: Telangana, Mizoram, Andhra Pradesh, Half yearly: Manipur, Annually: Kerala, Rajasthan, Tamil Nadu, Nagaland, Once in 5 years: Maharashtra	Delhi, Himachal Pradesh, Uttar Pradesh,	Sikkim,		
Remarks, including reasons for 'No' in Col 10: NIL									

Sl No	Item	Is Information available from Records?		If yes in Col 3, source code*	Periodicity of Updation of records	If 'No' in Col 4, is Information collectable from oral enquiry?		If 'No' in Col 8, is the information not at all collectable?	
		Yes	No			Yes	No	Yes	No
(1)	(2)	(3)	(4)	(5)	(6)	(7)	(8)	(9)	(10)
6.10	No. of persons affected by Visual disability (By age group and by male/female)	Manipur, Kerala, Rajasthan, West Bengal, Himachal Pradesh, Mizoram, Tamil Nadu, Gujarat, Nagaland, Lakshadweep, Andhra Pradesh, Bihar	Delhi, Sikkim, Telangana, Kerala, Uttar Pradesh, Maharashtra	1: West Bengal, Himachal Pradesh, 2: Manipur 3: Kerala Mizoram, Nagaland, 7: Rajasthan, Bihar 8: Rajasthan, Tamil Nadu, Gujarat, Lakshadweep, Andhra Pradesh, Bihar 9: Kerala	Monthly: Mizoram, Andhra Pradesh, Half yearly: Lakshadweep Annually: Manipur, Kerala, Rajasthan, Tamil Nadu, Nagaland,	Delhi, Uttar Pradesh, Maharashtra	Sikkim,		
Remarks, including reasons for 'No' in Col 10: • Telanagana: Category wise disability details are not available									
6.11	No. of persons affected by hearing disability (By age group and by male/female)	Manipur, Kerala, Rajasthan, West Bengal, Himachal Pradesh, Mizoram, Tamil Nadu, Gujarat, Nagaland, Lakshadweep, Andhra Pradesh, Bihar	Delhi, Sikkim, Uttar Pradesh, Maharashtra	1: West Bengal, Himachal Pradesh, 2: Manipur 3: Kerala Mizoram, Nagaland, 7: Rajasthan, Bihar 8: Rajasthan, Tamil Nadu, Gujarat, Lakshadweep, Andhra Pradesh, Bihar 9: Kerala	Monthly: Mizoram, Andhra Pradesh, Half yearly: Lakshadweep Annually: Manipur, Kerala, Rajasthan, Tamil Nadu, Nagaland,	Delhi, Uttar Pradesh, Maharashtra	Sikkim,		
Remarks, including reasons for 'No' in Col 10: • Telanagana: Category wise disability details are not available									
6.12	No. of persons affected by speech disability (By age group and by male/female)	Manipur, Kerala, Rajasthan, West Bengal, Himachal Pradesh, Mizoram, Tamil Nadu, Gujarat, Nagaland, Lakshadweep, Andhra Pradesh, Bihar	Delhi, Sikkim, Telangana, Uttar Pradesh, Maharashtra	1: West Bengal, Himachal Pradesh, 2: Manipur 3: Kerala Mizoram, Nagaland, 7: Rajasthan, Bihar 8: Rajasthan, Tamil Nadu, Gujarat, Lakshadweep, Andhra Pradesh, Bihar 9: Kerala	Monthly: Mizoram, Andhra Pradesh, Half yearly: Lakshadweep Annually: Manipur, Kerala, Rajasthan, Tamil Nadu, Nagaland,	Delhi, Uttar Pradesh, Maharashtra	Sikkim,		
Remarks, including reasons for 'No' in Col 10: • Sikkim: Records variation at different Sources • Telanagana: Category wise disability details are not available									

Sl. No	Item	Is Information available from Records?		If yes in Col. 3, source code ⁺	Periodicity of Updation of records	If 'No' in Col.4, is Information collectable from oral enquiry?		If 'No' in Col 8, is the information not at all collectable?	
		Yes	No			Yes	No	Yes	No
(1)	(2)	(3)	(4)	(5)	(6)	(7)	(8)	(9)	(10)
6.13	No. of persons affected by locomotor disability (By age group and by male/female)	Manipur, Kerala, Rajasthan, West Bengal, Himachal Pradesh, Mizoram, Tamil Nadu, Gujarat, Lakshadweep, Andhra Pradesh, Bihar	Delhi, Sikkim, Telangana, Nagaland, Uttar Pradesh, Maharashtra	1: West Bengal, Himachal Pradesh, 2: Manipur 3: Kerala Mizoram, Nagaland, 7: Rajasthan, Bihar 8: Rajasthan, Tamil Nadu, Gujarat, Lakshadweep, Andhra Pradesh, Bihar 9: Kerala	Monthly: Mizoram, Andhra Pradesh, Half yearly: Lakshadweep Annually: Manipur, Kerala, Rajasthan, Tamil Nadu, Nagaland,	Delhi, Uttar Pradesh, Maharashtra	Sikkim, Nagaland,		Sikkim, Nagaland,
Remarks, including reasons for 'No' in Col. 10: • Telanagana: Category wise disability details are not available									
6.14	No. of persons affected by mental illness (By age group and by male/female)	Manipur, Kerala, Rajasthan, West Bengal, Himachal Pradesh, Mizoram, Tamil Nadu, Gujarat, Nagaland, Andhra Pradesh, Lakshadweep, Uttar Pradesh, Bihar	Delhi, Sikkim, Telangana, Maharashtra	1: West Bengal, Himachal Pradesh, 2: Manipur 3: Kerala Mizoram, Nagaland, 7: Rajasthan, Bihar 8: Rajasthan, Tamil Nadu, Gujarat, Lakshadweep, Andhra Pradesh, Bihar 9: Kerala	Monthly: Mizoram, Andhra Pradesh, Half yearly: Lakshadweep Annually: Manipur, Kerala, Rajasthan, Tamil Nadu, Nagaland, Once in 5 years: Once in 10 years: -	Delhi, Uttar Pradesh, Maharashtra	Sikkim,		
Remarks, including reasons for 'No' in Col. 10: • Sikkim: Records variation at different Sources • Telanagana: Category wise disability details are not available									
6.15	No. of married persons in the given age-groups Female	Manipur, Rajasthan, West Bengal, Himachal Pradesh, Mizoram, Tamil Nadu, Gujarat, Lakshadweep	Delhi, Sikkim, Telangana, Kerala, Nagaland, Andhra Pradesh, Uttar Pradesh, Maharashtra, Bihar	1: West Bengal, Himachal Pradesh, 2: Manipur 3: Mizoram, Nagaland, 7: Rajasthan, 8: Rajasthan, Tamil Nadu, Gujarat, Lakshadweep	Monthly: Mizoram, Half yearly: Annually: Manipur, Rajasthan, Tamil Nadu, Nagaland, Once in 5 years: Once in 10 years:	Delhi, Uttar Pradesh, Maharashtra, Bihar	Sikkim, Kerala, Andhra Pradesh,		Sikkim, Kerala, Andhra Pradesh,
Remarks, including reasons for 'No' in Col. 10: • Sikkim: No ward wise records									

Sl No	Item	Is Information available from Records?		If yes in Col. 3,		If 'No' in Col.4, is information collectable from oral enquiry?		If 'No' in Col 8, is the information not at all collectable?	
		Yes	No	source code*	Periodicity of Updation of records	Yes	No	Yes	No
(1)	(2)	(3)	(4)	(5)	(6)	(7)	(8)	(9)	(10)
6.16	No. of married persons in the given age-groups -Male	Manipur, Rajasthan, West Bengal, Himachal Pradesh, Mizoram, Tamil Nadu, Gujarat, Lakshadweep	Delhi, Sikkim, Telangana, Kerala, Nagaland, Andhra Pradesh, Uttar Pradesh, Maharashtra, Bihar	1: West Bengal, Himachal Pradesh, 2: Manipur 3: Mizoram, Nagaland, 7: Rajasthan, 8: Rajasthan, Tamil Nadu, Gujarat, Lakshadweep	Monthly: Mizoram, Half yearly: Annually: Manipur, Rajasthan, Tamil Nadu, Nagaland,	Delhi, Uttar Pradesh, Maharashtra, Bihar	Sikkim, Kerala, Andhra Pradesh,		Sikkim, Kerala, Andhra Pradesh,
Remarks, including reasons for 'No' in Col. 10: NIL									
6.17	Percentage of couples using any type of family planning method	Manipur, Rajasthan, Kerala West Bengal, Mizoram, Gujarat, Lakshadweep	Delhi, Sikkim, Telangana, Himachal Pradesh, Tamil Nadu, Andhra Pradesh, Uttar Pradesh, Maharashtra, Bihar	1: West Bengal, 2: Manipur 3: Mizoram, 7: Rajasthan, 8: Rajasthan, Gujarat, Lakshadweep 9: Kerala	Monthly: Mizoram, Half yearly: Annually: Manipur, Kerala Rajasthan,	Delhi, Himachal Pradesh, Tamil Nadu, Uttar Pradesh, Maharashtra, Bihar	Sikkim, Andhra Pradesh,		Sikkim, Andhra Pradesh,
Remarks, including reasons for 'No' in Col. 10: • Nagaland; 8% using									

Remarks:

- i. Delhi: Information collected from Anganwadi, MCD/MO
- ii. Sikkim: No ward wise records
- iii. West Bengal: Data not available in Bhadreswar Municipality
- iv. Data are available in another format collected by anganwadi workers (Block office). If an honorarium will given to the anganwadi workers, they may collect the data in the given format.
- v. Ward wise data not available. Disease affected persons are seeking treatment from hospitals which are outside the ward also, including Govt. As well as Private. Anganwadi teachers can collect these data.
- vi. Ward wise data can be collected by anganwadi teachers if the given age group columns are included in their yearly survey form, by modifying it.

Block 7: Health Facilities

Sl. No	Item	Is Information available from Records?		If yes in Col. 3,		If 'No' in Col 4, is Information collectable from oral enquiry?		If 'No' in Col 8, is the information not at all collectable?	
		Yes	No	source code*	Periodicity of Updation of records	Yes	No	Yes	No
(1)	(2)	(3)	(4)	(5)	(6)	(7)	(8)	(9)	(10)
7.1	Allopathic (Hospitals & Beds) (Govt. & Non-Govt.)	Manipur, Sikkim, Telangana, Kerala, Rajasthan, West Bengal, Himachal Pradesh, Mizoram, Gujarat, Nagaland, Lakshadweep, Andhra Pradesh, Uttar Pradesh, Maharashtra, Bihar	Delhi Tamil Nadu,	1: West Bengal, Himachal Pradesh, 3: Sikkim Mizoram, Nagaland,, Bihar 7: Manipur Rajasthan, Gujarat,, Uttar Pradesh, 8: Telangana, Kerala, Rajasthan, Gujarat, Lakshadweep, Andhra Pradesh, Maharashtra	Monthly: Mizoram, Half yearly: Annually: Manipur, Telangana, Kerala Rajasthan, Nagaland, Lakshadweep, Andhra Pradesh, , Uttar Pradesh, Once in 5 years: , Maharashtra	Delhi Tamil Nadu,			
Remarks, including reasons for 'No' in Col. 10:									
<ul style="list-style-type: none"> Manipur: Information collected from Local Doctor 									
7.2	Ayurvedic (Hospitals & Beds) (Govt. & Non-Govt.)	Manipur, Sikkim, Telangana, Kerala, Rajasthan, West Bengal, Himachal Pradesh, Mizoram, Gujarat, Lakshadweep, Andhra Pradesh, Uttar Pradesh, Maharashtra, Bihar	Delhi Tamil Nadu, Nagaland,	1: West Bengal, Himachal Pradesh, 3: Sikkim Mizoram, Nagaland,, Bihar 7: Manipur Rajasthan, Gujarat,, Uttar Pradesh, 8: Telangana, Kerala, Rajasthan, Gujarat, Lakshadweep, Andhra Pradesh, Maharashtra	Monthly: Mizoram, Half yearly: Annually: Manipur, Telangana, Kerala Rajasthan, Lakshadweep, Andhra Pradesh,, Uttar Pradesh, Once in 5 years: , Maharashtra	Delhi Tamil Nadu,	Nagaland,	Nagaland,	
Remarks, including reasons for 'No' in Col. 10:									
<ul style="list-style-type: none"> Nagaland: Not permitted by Government 									
7.3	Unani (Hospitals & Beds) (Govt. & Non-Govt.)	Manipur, Telangana, Kerala Rajasthan, West Bengal, Himachal Pradesh, Mizoram, Gujarat, Lakshadweep, Uttar Pradesh,, Maharashtra, Bihar	Delhi, Sikkim, Tamil Nadu, Nagaland,, Andhra Pradesh,	1: West Bengal, Himachal Pradesh, 3: Mizoram, Nagaland,, Bihar 7: Manipur Rajasthan,, Uttar Pradesh, 8: Telangana, Kerala Rajasthan, Gujarat, Lakshadweep, Maharashtra	Monthly: Mizoram, Half yearly: Annually: Manipur, Rajasthan, Telangana, Kerala Nagaland, Lakshadweep, Uttar Pradesh,	Delhi, Tamil Nadu,	Sikkim, Nagaland,, Andhra Pradesh,	Nagaland,	Sikkim, Andhra Pradesh
Remarks, including reasons for 'No' in Col. 10:									
<ul style="list-style-type: none"> Sikkim: No such hospital Nagaland: Not permitted by Government 									

Sl. No	Item	Is Information available from Records?		If 'Yes' in Col 3, source code*		If 'No' in Col 4, is Information collectable from oral enquiry?		If 'No' in Col 8, is the information not at all collectable?	
		Yes	No	(5)	(6)	Yes	No	Yes	No
(1)	(2)	(3)	(4)	(5)	(6)	(7)	(8)	(9)	(10)
7.4	Siddha (Hospitals & Beds) (Govt. & Non-Govt.)	Manipur, Telangana, Kerala, Rajasthan, West Bengal, Mizoram, Gujarat, Lakshadweep, Uttar Pradesh, Maharashtra, Bihar	Delhi, Sikkim, Himachal Pradesh, Tamil Nadu, Nagaland, Andhra Pradesh,	1: West Bengal, 3: Mizoram, Nagaland, Bihar 7: Manipur Rajasthan, Uttar Pradesh, 8: Telangana, Kerala Rajasthan, Gujarat, Lakshadweep, Maharashtra	Monthly: Mizoram, Half yearly: Annually: Manipur, Telangana, Kerala Rajasthan, Nagaland, Lakshadweep, Uttar Pradesh, Once in 5 years: Maharashtra Once in 10 years:	Delhi, Himachal Pradesh, Tamil Nadu,	Sikkim, Nagaland, Andhra Pradesh,	Nagaland,	Sikkim, Andhra Pradesh
Remarks, including reasons for 'No' in Col. 10:									
<ul style="list-style-type: none"> Sikkim: No such hospital Nagaland: Not permitted by Government 									
7.5	Homeopathic (Hospitals & Beds) (Govt. & Non-Govt.)	Manipur, Sikkim, Telangana, Kerala, Rajasthan, West Bengal, Andhra Pradesh, Mizoram, Gujarat, Lakshadweep, Uttar Pradesh, Maharashtra, Bihar	Delhi Himachal Pradesh, Tamil Nadu, Nagaland,	1: West Bengal, 3: Sikkim, Mizoram, Nagaland, Bihar 7: Manipur Rajasthan, Uttar Pradesh, 8: Telangana, Kerala Rajasthan, Gujarat, Lakshadweep, Andhra Pradesh, Maharashtra	Monthly: Mizoram, Half yearly: Annually: Manipur, Telangana, Kerala Rajasthan, Nagaland, Lakshadweep, Andhra Pradesh, Uttar Pradesh, Once in 5 years: Maharashtra	Delhi Himachal Pradesh, Tamil Nadu,	Nagaland,	Nagaland,	
Remarks, including reasons for 'No' in Col. 10:									
<ul style="list-style-type: none"> Sikkim: No such hospital, only clinics Nagaland: Not permitted by Government 									
7.6	Other / Naturopathy (Hospitals & Beds) (Govt. & Non-Govt.)	Manipur, Telangana, Kerala Rajasthan, West Bengal, Mizoram, Gujarat, Lakshadweep, Uttar Pradesh, Maharashtra, Bihar	Delhi, Sikkim, Himachal Pradesh, Tamil Nadu, Nagaland, Andhra Pradesh,	1: West Bengal, 3: Mizoram, Nagaland, Bihar 7: Manipur Rajasthan, Uttar Pradesh, 8: Telangana, Kerala Rajasthan, Gujarat, Lakshadweep, Maharashtra	Monthly: Mizoram, Half yearly: Annually: Manipur, Telangana, Kerala Rajasthan, Nagaland, Lakshadweep, Uttar Pradesh, Once in 5 years: Maharashtra	Delhi, Himachal Pradesh, Tamil Nadu,	Sikkim, Nagaland, Andhra Pradesh,	Nagaland,	Sikkim, Andhra Pradesh,
Remarks, including reasons for 'No' in Col. 10:									
<ul style="list-style-type: none"> Nagaland: Not permitted by Government 									

Sl No	Item	Is Information available from Records?		If yes in Col. 3,		If 'No' in Col4, is Information collectable from oral enquiry?		If 'No' in Col 8, is the information not at all collectable?	
		Yes	No	source code*	Periodicity of Updation of records	Yes	No	Yes	No
(1)	(2)	(3)	(4)	(5)	(6)	(7)	(8)	(9)	(10)
7.7	Family Welfare & maternity centre (Hospitals & Beds) (Govt. & Non-Govt.)	Manipur, Sikkim, Telangana, Kerala, Rajasthan, West Bengal, Mizoram, Gujarat, Nagaland, Lakshadweep, Uttar Pradesh, Maharashtra, Bihar	Delhi Himachal Pradesh, Tamil Nadu, Andhra Pradesh,	1: West Bengal, 3: Sikkim, Mizoram, Nagaland, Bihar 7: Manipur Rajasthan, Uttar Pradesh, 8: Telangana, Kerala Rajasthan, Gujarat, Lakshadweep, Maharashtra	Monthly: Mizoram, Half yearly: Annually: Manipur, Telangana, Kerala Rajasthan, Nagaland, Lakshadweep, Uttar Pradesh, Once in 5 years: , Maharashtra	Delhi Himachal Pradesh, Tamil Nadu,	Andhra Pradesh,		Andhra Pradesh,
Remarks, including reasons for 'No' in Col 10: NIL									
7.8	Number of Govt. Dispensaries: Allopathic	Manipur, Sikkim, Telangana, Kerala, Rajasthan, West Bengal, Mizoram, Gujarat, Nagaland, Lakshadweep, Andhra Pradesh, Uttar Pradesh, Maharashtra, Bihar	Delhi Himachal Pradesh, Tamil Nadu,	1: West Bengal, 3: Sikkim, Mizoram, Nagaland, Lakshadweep, Bihar 7: Manipur Rajasthan, Uttar Pradesh, 8: Telangana, Kerala Rajasthan, Gujarat, Andhra Pradesh, Maharashtra	Monthly: Mizoram, Half yearly: Annually: Manipur, Telangana, Kerala Rajasthan, Nagaland, Lakshadweep, Andhra Pradesh, Uttar Pradesh, Once in 5 years: , Maharashtra Once in 10 years :	Delhi Himachal Pradesh, Tamil Nadu,			
Remarks, including reasons for 'No' in Col 10: NIL									
7.9	Number of Govt. Dispensaries: Ayurvedic	Manipur, Sikkim, Telangana, Kerala, Rajasthan, West Bengal, Mizoram, Gujarat, Nagaland, Lakshadweep, Andhra Pradesh, Uttar Pradesh, Maharashtra, Bihar	Delhi Himachal Pradesh, Tamil Nadu,	1: West Bengal, 3: Sikkim, Mizoram, Nagaland, Lakshadweep, Bihar 7: Manipur Rajasthan, Uttar Pradesh, 8: Telangana, Kerala Rajasthan, Gujarat, Andhra Pradesh, Maharashtra	Monthly: Mizoram, Half yearly: Annually: Manipur, Telangana, Kerala Nagaland, Lakshadweep, Andhra Pradesh, Uttar Pradesh, Once in 5 years: , Maharashtra	Delhi Himachal Pradesh, Tamil Nadu,			
Remarks, including reasons for 'No' in Col 10: NIL									
7.10	Number of Govt. Dispensaries: Unani	Manipur, Telangana, Kerala Rajasthan, West Bengal, Mizoram, Gujarat, Lakshadweep, Uttar Pradesh, Maharashtra, Bihar	Delhi, Sikkim, Himachal Pradesh, Tamil Nadu, Nagaland, Andhra Pradesh,	1: West Bengal, 3: Mizoram, Nagaland, Lakshadweep, Bihar 7: Manipur, Uttar Pradesh, 8: Telangana, Kerala Rajasthan, Gujarat, Maharashtra	Monthly: Mizoram, Half yearly: Annually: Manipur, Telangana, Kerala Rajasthan, Nagaland, Lakshadweep, Uttar Pradesh, Once in 5 years: , Maharashtra	Delhi, Himachal Pradesh, Tamil Nadu,	Sikkim, Nagaland, Andhra Pradesh,	Nagaland,	Sikkim, Andhra Pradesh
Remarks, including reasons for 'No' in Col 10: NIL									

Sl. No	Item	Is Information available from Records?		If yes in Col. 3, source code*	Periodicity of Updation of records	If 'No' in Col. 4, is Information collectable from oral enquiry?		If 'No' in Col. 8, is the information not at all collectable?	
		Yes	No			Yes	No	Yes	No
(1)	(2)	(3)	(4)	(5)	(6)	(7)	(8)	(9)	(10)
7.11	Number of Govt. Dispensaries: Siddha	Manipur, Telangana, Kerala Rajasthan, West Bengal, Mizoram, Gujarat, Lakshadweep, Uttar Pradesh, Maharashtra, Bihar	Delhi, Sikkim, Himachal Pradesh, Tamil Nadu, Nagaland, Andhra Pradesh,	1: West Bengal, 3: Mizoram, Nagaland, Lakshadweep, Bihar 7: Manipur Rajasthan, Uttar Pradesh, 8: Telangana, Kerala Rajasthan, Gujarat, Maharashtra	Monthly: Mizoram, Half yearly: Annually: Manipur, Telangana, Kerala Rajasthan, Nagaland, Lakshadweep, Uttar Pradesh, Once in 5 years, Maharashtra	Delhi, Himachal Pradesh, Tamil Nadu,	Sikkim, Nagaland, Andhra Pradesh,	Nagaland,	Sikkim, Andhra Pradesh,
Remarks, including reasons for 'No' in Col. 10: • Sikkim: Not exist									
7.12	Number of Govt. Dispensaries: Homeopathic	Manipur, Sikkim, Telangana, Kerala, Rajasthan, West Bengal, Mizoram, Gujarat, Nagaland, Lakshadweep, Andhra Pradesh, Uttar Pradesh, Maharashtra, Bihar	Delhi Himachal Pradesh, Tamil Nadu,	1: West Bengal, 3: Sikkim, Mizoram, Nagaland, Lakshadweep, Bihar 7: Manipur, Uttar Pradesh, 8: Telangana, Kerala Rajasthan, Gujarat, Andhra Pradesh, Maharashtra	Monthly: Mizoram, Half yearly: Annually: Manipur, Telangana, Kerala Rajasthan, Nagaland, Lakshadweep, Andhra Pradesh, Uttar Pradesh, Once in 5 years, Maharashtra	Delhi Himachal Pradesh, Tamil Nadu,			
Remarks, including reasons for 'No' in Col. 10: • Sikkim: Only clinics									
7.13	Other / Naturopathy	Manipur, Sikkim, Telangana, Kerala Rajasthan, West Bengal, Mizoram, Gujarat, Nagaland, Lakshadweep, Uttar Pradesh, Maharashtra, Bihar	Delhi, Himachal Pradesh, Tamil Nadu, Andhra Pradesh,	1: West Bengal, 3: Sikkim Mizoram, Nagaland, Lakshadweep, Bihar 7: Manipur, Uttar Pradesh, 8: Telangana, Kerala Rajasthan, Gujarat, Maharashtra	Monthly: Mizoram, Half yearly: Annually: Manipur, Telangana, Kerala Nagaland, Lakshadweep, Uttar Pradesh, Once in 5 years, Maharashtra	Delhi, Himachal Pradesh, Tamil Nadu,	Andhra Pradesh,		Andhra Pradesh,
Remarks, including reasons for 'No' in Col. 7: • Sikkim: Only clinics									

- Delhi: Information collected from Councillor, Ashaworker/ Anganwadi, MCD/ MO
- West Bengal: Data not available in Bhadreswar Municipality
- Tamil Nadu: Information available for Government Hospitals whereas for private hospitals it can be collected by oral enquiry.

Note: Data in respect of Govt institutions are only available. Data in respect of non Govt institutions are not available with Dept. of Health.

Block 8: Health manpower

Sl. No	Item	Is Information available from Records?		If yes in Col. 3, source code*	Periodicity of Updation of records	If 'No' in Col.4, is Information collectable from oral enquiry?		If 'No' in Col 8, is the information not at all collectable?	
		Yes	No			Yes	No	Yes	No
(1)	(2)	(3)	(4)	(5)	(6)	(7)	(8)	(9)	(10)
8.1	Number of health officials (Govt. & Non-Govt.) (Female & Male) (Doctors Trained Nurses etc.) Allopathic	Manipur, Telangana, Kerala, Rajasthan, West Bengal, Mizoram, Gujarat, Nagaland, Lakshadweep, Andhra Pradesh, Uttar Pradesh, Maharashtra, Bihar	Delhi, Himachal Pradesh, Tamil Nadu,	1: West Bengal, 3: Mizoram, Nagaland, Bihar 7: Manipur, Rajasthan, Gujarat, Uttar Pradesh, Bihar 8: Telangana, Kerala, Rajasthan, Gujarat, Lakshadweep, Andhra Pradesh, Maharashtra	Monthly: Mizoram, Annually: Manipur, Telangana, Kerala Rajasthan, Nagaland, Lakshadweep, Andhra Pradesh, Uttar Pradesh, Once in 5 years., Maharashtra	Delhi Tamil Nadu,	Himachal Pradesh,	Himachal Pradesh,	
Remarks, including reasons for 'No' in Col. 10: NIL									
8.2	Number of health officials (Govt. & Non-Govt.) (Female & Male) (Doctors Trained Nurses etc.) Ayurvedic	Manipur, Telangana, Kerala, Rajasthan, West Bengal, Mizoram, Gujarat, Nagaland, Lakshadweep, Andhra Pradesh, Uttar Pradesh, Maharashtra, Bihar	Delhi, Himachal Pradesh, Tamil Nadu,	1: West Bengal, 3: Mizoram, Nagaland, Bihar 7: Manipur, Rajasthan, Gujarat, Uttar Pradesh, Bihar 8: Telangana, Kerala, Rajasthan, Gujarat, Lakshadweep, Andhra Pradesh, Maharashtra	Monthly: Mizoram, Half yearly: Annually: Manipur, Telangana, Kerala Rajasthan, Nagaland, Lakshadweep, Andhra Pradesh, Uttar Pradesh, Once in 5 years., Maharashtra Once in 10 years:	Delhi Tamil Nadu,	Himachal Pradesh,	Himachal Pradesh,	
Remarks, including reasons for 'No' in Col. 10: NIL									
8.3	Number of health officials (Govt. & Non-Govt.) (Female & Male) (Doctors Trained Nurses etc.) Unani	Manipur, Telangana, Kerala, Rajasthan, West Bengal, Mizoram, Gujarat, Lakshadweep, Uttar Pradesh, Maharashtra, Bihar	Delhi, Himachal Pradesh, Tamil Nadu, Nagaland, Andhra Pradesh,	1: West Bengal, 3: Mizoram, Nagaland, Bihar 7: Manipur, Rajasthan, Uttar Pradesh, Bihar 8: Telangana, Kerala, Rajasthan, Gujarat, Lakshadweep, Maharashtra	Monthly: Mizoram, Annually: Manipur, Telangana, Kerala Rajasthan, Nagaland, Lakshadweep, Uttar Pradesh, Once in 5 years., Maharashtra	Delhi Tamil Nadu,	Himachal Pradesh, Andhra Pradesh,	Himachal Pradesh,	Andhra Pradesh,
Remarks, including reasons for 'No' in Col. 10: NIL									
8.4	Number of health officials (Govt. & Non-Govt.) (Female & Male) (Doctors Trained Nurses etc.) Siddha	Manipur, Telangana, Kerala, Rajasthan, West Bengal, Mizoram, Gujarat, Lakshadweep, Uttar Pradesh, Maharashtra, Bihar	Delhi, Himachal Pradesh, Tamil Nadu, Nagaland, Andhra Pradesh,	1: West Bengal, 3: Mizoram, Nagaland, Bihar 7: Manipur, Rajasthan, Uttar Pradesh, Bihar 8: Telangana, Kerala, Rajasthan, Gujarat, Lakshadweep, Maharashtra	Monthly: Mizoram, Annually: Manipur, Telangana, Kerala Rajasthan, Nagaland, Lakshadweep, Uttar Pradesh, Once in 5 years., Maharashtra	Delhi Tamil Nadu,	Himachal Pradesh, Andhra Pradesh,	Himachal Pradesh,	Andhra Pradesh,

Sl No	Item	Is Information available from Records?		If yes in Col. 3, source code*	Periodicity of Updation of records	If 'No' in Col. 4, is information collectable from oral enquiry?		If 'No' in Col. 8, is the information not at all collectable?	
		Yes	No			Yes	No	Yes	No
(1)	(2)	(3)	(4)	(5)	(6)	(7)	(8)	(9)	(10)
8.5	Number of health officials (Govt. & Non-Govt.) (Female & Male) (Doctors Trained Nurses etc.) : Homeopathic	Manipur, Telangana, Rajasthan, Kerala, West Bengal, Mizoram, Gujarat, Nagaland, Lakshadweep, Andhra Pradesh, Uttar Pradesh, Maharashtra, Bihar	Delhi, Himachal Pradesh, Tamil Nadu,	1: West Bengal, 3: : Manipur, Nagaland, Mizoram, Rajasthan, Bihar 7: Uttar Pradesh, Bihar 8: Telangana, Kerala, Rajasthan, Gujarat, Lakshadweep, Andhra Pradesh, Maharashtra	Monthly: Mizoram, Annually: Manipur, Telangana, Kerala, Rajasthan, Nagaland, Lakshadweep, Andhra Pradesh, Uttar Pradesh, Once in 5 years, Maharashtra	Delhi Tamil Nadu,	Himachal Pradesh,	Himachal Pradesh,	
Remarks, including reasons for 'No' in Col. 10: NIL									
8.6	Number of health officials (Govt. & Non-Govt.) (Female & Male) (Doctors Trained Nurses etc.) : Other/ Naturopathy	Manipur, Telangana, Kerala, Rajasthan, West Bengal, Mizoram, Gujarat, Nagaland, Lakshadweep, Uttar Pradesh, Maharashtra, Bihar	Delhi, Himachal Pradesh, Tamil Nadu, Andhra Pradesh,	1: West Bengal, 3: Mizoram, Nagaland, Bihar 7: Manipur, Rajasthan, Uttar Pradesh, Bihar 8: Telangana, Kerala, Rajasthan, Gujarat, Lakshadweep, Maharashtra	Monthly: Mizoram, Half yearly: Annually: Manipur, Telangana, Kerala, Rajasthan, Nagaland, Lakshadweep, Uttar Pradesh, Once in 5 years, Maharashtra	Delhi Tamil Nadu,	Himachal Pradesh, Andhra Pradesh,	Himachal Pradesh,	Andhra Pradesh,
Remarks, including reasons for 'No' in Col. 10: Nil.									

* Data in respect of Govt institutions are only available. Data in respect of non- Govt institutions are not available with Dept. of Health.

- Delhi: Information collected from Councillor, Ashaworker/ Anganwadi, MCD/ MO
 - Manipur: Information collected from Local Doctor
 - West Bengal: Data not available in Bhadreswar Municipality
 - Tamil Nadu: Information available for Government Hospitals whereas for private hospitals it can be collected by oral enquiry.
- Sikkim: No ward wise records

Block 9 Education: (Taking all students of the town/ward studying in, irrespective of recognized and unrecognized school)

Sl. No	Item	Is Information available from Records?		If yes in Col. 3,		If 'No' in Col.4, is Information collectable from oral enquiry?		If 'No' in Col 8, is the information not at all collectable?	
		Yes	No	source code*	Periodicity of Updation of records	Yes	No	Yes	No
(1)	(2)	(3)	(4)	(5)	(6)	(7)	(8)	(9)	(10)
9.1	Literate Population (aged 7 years & above) (in numbers) (SC/ST/OBC/General): Female	Manipur, West Bengal, Rajasthan, Gujarat, Haryana, Himachal Pradesh, Mizoram, Meghalaya, Tamil Nadu, Karnataka, Nagaland, Lakshadweep, Bihar	Delhi, Telangana, Kerala, Uttar Pradesh, Andhra Pradesh, Maharashtra	1: West Bengal Haryana, 2: Manipur, Meghalaya, 3: Himachal Pradesh, 5: Lakshadweep 6: Rajasthan, Gujarat, Haryana, Mizoram, Meghalaya, Tamil Nadu, Karnataka, Nagaland, Bihar	Monthly: Half yearly: Annually: Manipur, Rajasthan, Haryana, Mizoram, Tamil Nadu, Nagaland, Once in 5 years: Once in 10 years : Karnataka, Lakshadweep	Delhi Uttar Pradesh,	Telangana Kerala, Andhra Pradesh, Maharashtra	Maharashtra	Kerala, Andhra Pradesh,
Remarks, including reasons for 'No' in Col. 10: <ul style="list-style-type: none"> Telangana: Record data not available Sikkim: No ward wise records Manipur: Information collected from Teacher Kerala: Ward wise data can be collected by anganwadi teachers if the given age group Uttar Pradesh columns are included in their yearly survey form, by modifying it West Bengal: Data not available in Bhadreswar Municipality Andhra Pradesh: Data not available 									
9.2	Literate Population (aged 7 years & above) (in numbers) (SC/ST/OBC/General): Male	Manipur, West Bengal, Rajasthan, Gujarat, Haryana, Himachal Pradesh, Mizoram, Meghalaya, Tamil Nadu, Karnataka, Nagaland, Lakshadweep, Bihar	Delhi, Telangana, Kerala, Uttar Pradesh, Andhra Pradesh, Maharashtra	1: West Bengal Haryana, 2: Manipur, Meghalaya, 3: Himachal Pradesh, 5: Lakshadweep 6: Rajasthan, Gujarat, Haryana, Mizoram, Meghalaya, Tamil Nadu, Karnataka, Nagaland, Bihar	Monthly: Half yearly: Annually: Manipur, Rajasthan, Haryana, Mizoram, Tamil Nadu, Nagaland, Once in 5 years: Once in 10 years : Karnataka, Lakshadweep	Delhi Uttar Pradesh,	Telangana, Kerala, Andhra Pradesh, Maharashtra	Maharashtra	Kerala, Andhra Pradesh,
Remarks, including reasons for 'No' in Col. 10: <ul style="list-style-type: none"> Telangana: Record data not available Manipur: Information collected from DES Kerala: Ward wise data can be collected by anganwadi teachers if the given age group Uttar Pradesh columns are included in their yearly survey form, by modifying it West Bengal: Data not available in Bhadreswar Municipality Andhra Pradesh: Data not available Sikkim: No ward wise records 									

Sl. No	Item	Is Information available from Records?		If 'Yes' in Col 3,		If 'No' in Col 4, is Information collectable from oral enquiry?		If 'No' in Col 8, is the information not at all collectable?	
		Yes	No	source code*	Periodicity of Updation of records	Yes	No	Yes	No
(1)	(2)	(3)	(4)	(5)	(6)	(7)	(8)	(9)	(10)
93	Literate Population (aged 7 - 24 years) (in numbers) (SC/ST/OBC/General): Female	Manipur, Rajasthan, West Bengal, Gujarat, Haryana, Himachal Pradesh, Mizoram, Meghalaya, Karnataka, Nagaland, Lakshadweep, Bihar	Delhi, Telangana, Kerala, Uttar Pradesh, Andhra Pradesh, Tamil Nadu, Maharashtra	1: West Bengal 2: Manipur 3: Himachal Pradesh, 5: Lakshadweep 6: Rajasthan, Gujarat, Haryana, Mizoram, Meghalaya, Karnataka, Nagaland, Bihar	Monthly: Half yearly: Annually: Manipur, Rajasthan, Nagaland, Haryana, Mizoram, Once in 5 years: Once in 10 years : Karnataka, Lakshadweep	Delhi, Uttar Pradesh, Tamil Nadu,	Telangana, Kerala, Andhra Pradesh, Maharashtra	Maharashtra	Kerala, Andhra Pradesh,
Remarks, including reasons for 'No' in Col. 10: <ul style="list-style-type: none"> • Telangana: Record data not available • Kerala: Ward wise data can be collected by anganwadi teachers if the given age group Uttar Pradesh columns are included in their yearly survey form, by modifying it • West Bengal: Data not available in Bhadreswar Municipality • Andhra Pradesh: Data not available 									
94	Literate Population (aged 7 - 24 years) (in numbers) (SC/ST/OBC/General): Male	Manipur, Rajasthan, West Bengal, Gujarat, Haryana, Himachal Pradesh, Mizoram, Meghalaya, Karnataka, Nagaland, Lakshadweep, Bihar	Delhi, Telangana, Kerala, Uttar Pradesh, Andhra Pradesh, Tamil Nadu, Maharashtra	1: West Bengal 2: Manipur 3: Himachal Pradesh, 5: Lakshadweep 6: Rajasthan, Gujarat, Haryana, Mizoram, Meghalaya, Karnataka, Nagaland, Bihar	Monthly: Half yearly: Annually: Manipur, Rajasthan, Haryana, Mizoram, Nagaland, Once in 5 years: Once in 10 years : Karnataka, Lakshadweep	Delhi, Uttar Pradesh, Tamil Nadu,	Telangana, Kerala, Andhra Pradesh, Maharashtra	Maharashtra	Kerala, Andhra Pradesh,
Remarks, including reasons for 'No' in Col. 10: <ul style="list-style-type: none"> • Telangana: Record data not available • Kerala: Ward wise data can be collected by anganwadi teachers if the given age group Uttar Pradesh columns are included in their yearly survey form, by modifying it • West Bengal: Data not available in Bhadreswar Municipality • Andhra Pradesh: Data not available 									

Sl No	Item	Is Information available from Records?		If yes in Col. 3,		If 'No' in Col.4, is Information collectable from oral enquiry?		If 'No' in Col 8, is the information not at all collectable?	
		Yes	No	source code*	Periodicity of Updation of records	Yes	No	Yes	No
(1)	(2)	(3)	(4)	(5)	(6)	(7)	(8)	(9)	(10)
95	Number of Schools and intake capacity : Pre Primary (With Separate Toilets for Girls)	Manipur, Kerala, Delhi, Sikkim, Telangana, Rajasthan, West Bengal, Gujarat, Andhra Pradesh, Haryana, Himachal Pradesh, Mizoram, Meghalaya, Tamil Nadu, Karnataka, Nagaland, Lakshadweep, Maharashtra, Bihar	Uttar Pradesh,	1: West Bengal 3: Sikkim, Kerala Himachal Pradesh, 6: Manipur, Delhi, Kerala, Telanagana, Rajasthan, Gujarat, Andhra Pradesh, Haryana, Mizoram, Meghalaya, Tamil Nadu, Karnataka, Nagaland, Lakshadweep, Bihar 9: Maharashtra	Monthly: Lakshadweep Half yearly: Annually: Manipur, Kerala, Karnataka, Telanagana, Rajasthan, Andhra Pradesh, Haryana, Mizoram, Tamil Nadu, Nagaland, Once in 5 years: , Maharashtra Once in 10 years	Uttar Pradesh,			
Remarks, including reasons for 'No' in Col. 10: NIL									
96	Number of Schools and intake capacity : Pre Primary (Without Separate Toilets for Girls)	Manipur, Kerala, Delhi, Sikkim, Telangana, Rajasthan, West Bengal, Gujarat, Andhra Pradesh, Haryana, Himachal Pradesh, Mizoram, Meghalaya, Tamil Nadu, Nagaland, Lakshadweep, Maharashtra, Bihar	Uttar Pradesh, Karnataka,	1: West Bengal 3: Sikkim, Kerala Himachal Pradesh, 6: Manipur, Delhi, Kerala, Telanagana, Rajasthan, Gujarat, Andhra Pradesh, Haryana, Mizoram, Meghalaya, Tamil Nadu, Nagaland, Lakshadweep, Bihar 9: Maharashtra	Monthly: Lakshadweep Half yearly: Annually: Manipur, Kerala, Telanagana, Rajasthan, Andhra Pradesh, Haryana, Mizoram, Tamil Nadu, Nagaland, Once in 5 years: , Maharashtra Once in 10 years	Uttar Pradesh,	Karnataka,		Karnataka,
Remarks, including reasons for 'No' in Col. 10: • Karnataka: No information as per records									

Sl. No	Item	Is information available from Records?		If yes in Col 3,		If 'No' in Col 4, is information collectable from oral enquiry?		If 'No' in Col 8, is the information not at all collectable?	
		Yes	No	source code*	Periodicity of updation of records	Yes	No	Yes	No
(1)	(2)	(3)	(4)	(5)	(6)	(7)	(8)	(9)	(10)
97	Number of Schools and intake capacity : Primary (With Separate Toilets for Girls)	Manipur, Kerala, Delhi, Sikkim, Telangana, Rajasthan, Gujarat, Andhra Pradesh, Haryana, Himachal Pradesh, Mizoram, Meghalaya, Tamil Nadu, Karnataka, Nagaland, Lakshadweep, Maharashtra, Bihar	Uttar Pradesh,	1: West Bengal 3: Sikkim, Kerala, Himachal Pradesh, 6: Manipur, Delhi, Kerala, Telangana, Rajasthan, Gujarat, Andhra Pradesh, Haryana, Mizoram, Meghalaya, Tamil Nadu, Karnataka, Nagaland, Lakshadweep, Maharashtra, Bihar	Monthly: Lakshadweep Half yearly: Annually: Manipur, Kerala, Karnataka, Telangana, Rajasthan, Andhra Pradesh, Haryana, Mizoram, Tamil Nadu, Nagaland, Once in 5 years: , Maharashtra Once in 10 years	Uttar Pradesh,			
Remarks, including reasons for 'No' in Col 10: NIL									
98	Number of Schools and intake capacity : Primary (Without Separate Toilets for Girls)	Manipur, Kerala, Delhi, Sikkim, Telangana, Rajasthan, West Bengal, Gujarat, Andhra Pradesh, Haryana, Himachal Pradesh, Mizoram, Meghalaya, Tamil Nadu, Lakshadweep, Maharashtra, Bihar	Uttar Pradesh, Karnataka, Nagaland,	1: West Bengal 3: Sikkim, Kerala Himachal Pradesh, 6: Manipur, Delhi, Kerala, Telangana, Rajasthan, Gujarat, Andhra Pradesh, Haryana, Mizoram, Meghalaya, Tamil Nadu, Nagaland, Lakshadweep, Maharashtra, Bihar	Monthly: Lakshadweep Half yearly: Annually: Manipur, Kerala, Telangana, Rajasthan, Andhra Pradesh, Tamil Nadu, Haryana, Mizoram, Nagaland, Once in 5 years: , Maharashtra Once in 10 years	Uttar Pradesh, Nagaland,	Karnataka,		Karnataka,
Remarks, including reasons for 'No' in Col 10: • Karnataka: No information as per records									

Sl. No	Item	Is Information available from Records?		If yes in Col. 3,		If 'No' in Col.4, is Information collectable from oral enquiry?		If 'No' in Col. 8, is the information not at all collectable?	
		Yes	No	source code*	Periodicity of Updation of records	Yes	No	Yes	No
(1)	(2)	(3)	(4)	(5)	(6)	(7)	(8)	(9)	(10)
9.9	Number of Schools and intake capacity : Secondary (With Separate Toilets for Girls)	Manipur, Kerala, Delhi, Sikkim, Telangana, Rajasthan, Gujarat, Andhra Pradesh, Haryana, Mizoram, Meghalaya, Tamil Nadu, Karnataka, Himachal Pradesh, Nagaland, Lakshadweep, Maharashtra, Bihar	Uttar Pradesh,	1: West Bengal 3: Sikkim, Kerala Himachal Pradesh, 6: Manipur, Delhi, Kerala, Telanagana, Rajasthan, Gujarat, Andhra Pradesh, Haryana, Mizoram, Meghalaya, Tamil Nadu, Karnataka, Nagaland, Lakshadweep, Maharashtra, Bihar	Monthly: Lakshadweep Half yearly: Annually: Manipur, Kerala, Telanagana, Rajasthan, Andhra Pradesh, Haryana, Mizoram, Tamil Nadu, Karnataka, Nagaland, Once in 5 years, Maharashtra Once in 10 years	Uttar Pradesh,			
Remarks, including reasons for 'No' in Col. 10: NIL									
9.10	Number of Schools and intake capacity : Secondary (Without Separate Toilets for Girls)	Manipur, Kerala, Delhi, Sikkim, Telangana, West Bengal, Rajasthan, Gujarat, Andhra Pradesh, Haryana, Himachal Pradesh, Mizoram, Meghalaya, Tamil Nadu, Nagaland, Lakshadweep, Maharashtra, Bihar	Uttar Pradesh, Karnataka,	1: West Bengal 3: Sikkim, Kerala Himachal Pradesh, 6: Manipur, Delhi, Kerala, Telanagana, Rajasthan, Gujarat, Andhra Pradesh, Haryana, Mizoram, Meghalaya, Tamil Nadu, Nagaland, Lakshadweep, Maharashtra, Bihar	Monthly: Lakshadweep Half yearly: Annually: Manipur, Kerala, Telanagana, Rajasthan, Andhra Pradesh, Haryana, Mizoram, Tamil Nadu, Nagaland, Once in 5 years, Maharashtra Once in 10 years	Uttar Pradesh,	Karnataka,		Karnataka,
Remarks, including reasons for 'No' in Col. 10: • Karnataka: No information as per records									
9.11	Number of Schools and intake capacity : Higher Secondary (With Separate Toilets for Girls)	Manipur, Kerala, Delhi, Sikkim, Telangana, West Bengal, Rajasthan, Gujarat, Andhra Pradesh, Haryana, Mizoram, Himachal Pradesh, Meghalaya, Tamil Nadu, Karnataka, Nagaland, Lakshadweep, Maharashtra, Bihar	Uttar Pradesh,	1: West Bengal 3: Sikkim, Kerala Himachal Pradesh, 6: Manipur, Delhi, Kerala, Telanagana, Rajasthan, Gujarat, Andhra Pradesh, Haryana, Mizoram, Meghalaya, Tamil Nadu, Karnataka, Nagaland, Lakshadweep, Maharashtra, Bihar	Monthly: Lakshadweep Half yearly: Annually: Manipur, Kerala, Telanagana, Rajasthan, Andhra Pradesh, Haryana, Mizoram, Tamil Nadu, Karnataka, Nagaland, Once in 5 years, Maharashtra Once in 10 years	Uttar Pradesh,			
Remarks, including reasons for 'No' in Col. 10: NIL									

Sl. No	Item	Is information available from Records?		If yes in Col. 3,		If 'No' in Col.4, is Information collectable from oral enquiry?		If 'No' in Col. 8, is the information not at all collectable?	
		Yes	No	source code*	Periodicity of Updation of records	Yes	No	Yes	No
(1)	(2)	(3)	(4)	(5)	(6)	(7)	(8)	(9)	(10)
9.12	Number of Schools and intake capacity : Higher Secondary (Without Separate Toilets for Girls)	Manipur, Kerala, Delhi, Sikkim, Telangana, West Bengal, Rajasthan, Gujarat, Andhra Pradesh, Haryana, Himachal Pradesh, Mizoram, Meghalaya, Tamil Nadu, Karnataka, Himachal Pradesh, Nagaland, Lakshadweep, Maharashtra, Bihar	Uttar Pradesh,	1: West Bengal 3: Sikkim, Kerala Himachal Pradesh, 6: Manipur, Delhi, Kerala, Telanagana, Rajasthan, Gujarat, Andhra Pradesh, Haryana, Mizoram, Meghalaya, Tamil Nadu, Karnataka, Nagaland, Lakshadweep, Maharashtra, Bihar	Monthly: Lakshadweep Half yearly: Annually: Manipur, Kerala, Telanagana, Rajasthan, Andhra Pradesh, Haryana, Mizoram, Tamil Nadu, Karnataka, Nagaland, Once in 5 years, Maharashtra Once in 10 years	Uttar Pradesh,			
Remarks, including reasons for 'No' in Col. 10: NIL									

Note:

- (i) Kerala (Kottayam district): If a new survey will be conducted, the data may be available in the prescribed format.
- (ii) Kerala (Kozhicode): Intake capacity is not available. Enrolled no of students are recorded. This data is available.

Block 10 Livestock and poultry

Sl No	Item	Is Information available from Records?		If yes in Col. 3,		If 'No' in Col.4, is Information collectable from oral enquiry?		If 'No' in Col 8, is the information not at all collectable?	
		Yes	No	source code*	Periodicity of Updation of records	Yes	No	Yes	No
(1)	(2)	(3)	(4)	(5)	(6)	(7)	(8)	(9)	(10)
10.1	Cattle (including Ox, Bullock, Yak, Mithun, etc) (Number)	Telangana, Kerala, Rajasthan, Mizoram, Tamil Nadu, Gujarat, Nagaland, Lakshadweep, Andhra Pradesh, Maharashtra, Bihar	Manipur, Delhi, Sikkim, West Bengal, Himachal Pradesh, Uttar Pradesh,	1: Rajasthan, Nagaland, Bihar 2: Manipur, Gujarat, 3: Telanagana, Kerala, Mizorzm, Lakshadweep, Andhra Pradesh, Bihar 4: Rajasthan, 9: Manipur Tamil Nadu, Maharashtra	Monthly: Lakshadweep Half yearly: Annually: Manipur, Mizorzm, Tamil Nadu, Nagaland, Once in 5 years: Telangana, Kerala, Rajasthan, Andhra Pradesh, Once in 10 years: Maharashtra	Manipur, Delhi, West Bengal, Himachal Pradesh, Uttar Pradesh,	Sikkim		Sikkim
Remarks, including reasons for 'No' in Col. 10: <ul style="list-style-type: none"> • Manipur: Information collected from Intellectual persons or ward office. • Sikkim: No ward wise records. 									
10.2	Buffaloes (Number)	Telangana, Kerala, Rajasthan, Mizoram, Tamil Nadu, Gujarat, Nagaland, Lakshadweep, Andhra Pradesh, Maharashtra, Bihar	Manipur, Delhi, West Bengal, Himachal Pradesh, Uttar Pradesh,	1: Rajasthan, Nagaland, Bihar 2: Manipur, Gujarat, 3: Telanagana, Kerala, Mizorzm, Lakshadweep, Andhra Pradesh, Bihar 4: Rajasthan, 9: Manipur Tamil Nadu, Maharashtra	Monthly: Lakshadweep Half yearly: Annually: Manipur, Mizorzm, Tamil Nadu, Nagaland, Once in 5 years: Telangana, Kerala, Rajasthan, Andhra Pradesh, Once in 10 years: Maharashtra	Manipur, Delhi, West Bengal, Himachal Pradesh, Uttar Pradesh,			
Remarks, including reasons for 'No' in Col. 10: NIL									

Sl. No	Item	Is Information available from Records?		If yes in Col 3,		If 'No' in Col4, is Information collectable from oral enquiry?		If 'No' in Col 8, is the information not at all collectable?	
		Yes	No	source code*	Periodicity of Updation of records	Yes	No	Yes	No
(1)	(2)	(3)	(4)	(5)	(6)	(7)	(8)	(9)	(10)
10.3	Sheep (Number)	Telangana, Kerala, Rajasthan, Mizoram, Tamil Nadu, Gujarat, Nagaland, Lakshadweep, Andhra Pradesh, Maharashtra, Bihar	Manipur, Delhi, West Bengal, Himachal Pradesh, Uttar Pradesh,	1: Rajasthan, Nagaland, Bihar 2: Manipur, Gujarat, 3: Telanagana, Kerala, Mizoram, Lakshadweep, Andhra Pradesh, Bihar 4: Rajasthan, 9: Manipur, Tamil Nadu, Maharashtra	Monthly: Lakshadweep Half yearly: Annually: Manipur, Mizoram, Tamil Nadu, Once in 5 years: Telangana, Kerala, Rajasthan, Nagaland, , Andhra Pradesh, Once in 10 years, Maharashtra	Manipur, Delhi, West Bengal, Himachal Pradesh, , Uttar Pradesh,			
Remarks, including reasons for 'No' in Col. 10: NIL									
10.4	Goats (Number)	Telangana, Kerala, Rajasthan, Mizoram, Tamil Nadu, Gujarat, Nagaland, Lakshadweep, Andhra Pradesh, Maharashtra, Bihar	Manipur, Delhi, West Bengal, Himachal Pradesh, Uttar Pradesh,	1: Rajasthan, Nagaland, Bihar 2: Manipur, Gujarat, 3: Telanagana, Kerala, Mizoram, Lakshadweep, Andhra Pradesh, Bihar 4: Rajasthan, 9: Manipur Tamil Nadu, Maharashtra	Monthly: Lakshadweep Half yearly: Annually: Manipur, Mizoram, Tamil Nadu, Nagaland, Once in 5 years: Telangana, Kerala, Rajasthan, Andhra Pradesh, Once in 10 years, Maharashtra	Manipur, Delhi, West Bengal, Himachal Pradesh, , Uttar Pradesh,			
Remarks, including reasons for 'No' in Col. 10: NIL									
10.5	Horses, Ponies, Mules, Donkeys, Camels etc (Number)	Telangana, Kerala, Rajasthan, Tamil Nadu, Mizoram, Gujarat, Lakshadweep, Andhra Pradesh, , Maharashtra, Bihar	Manipur, Delhi, West Bengal, Himachal Pradesh, Nagaland, , Uttar Pradesh,	1: Rajasthan, Nagaland, Bihar 2: Manipur, Gujarat, 3: Telanagana, Kerala, Mizoram, Lakshadweep, Andhra Pradesh, Bihar 4: Rajasthan, 9: Manipur Tamil Nadu, Maharashtra	Monthly: Lakshadweep Half yearly: Annually: Manipur, Mizoram, Tamil Nadu, Nagaland, Once in 5 years: Telangana, Kerala, Rajasthan, Andhra Pradesh, Once in 10 years, Maharashtra	Manipur, Delhi, West Bengal, Himachal Pradesh, , Uttar Pradesh,			
Remarks, including reasons for 'No' in Col. 10: NIL									

Sl. No	Item	Is information available from Records?		If yes in Col 3,		If 'No' in Col4, is information collectable from oral enquiry?		If 'No' in Col 8, is the information not at all collectable?	
		Yes	No	source code*	Periodicity of Updation of records	Yes	No	Yes	No
(1)	(2)	(3)	(4)	(5)	(6)	(7)	(8)	(9)	(10)
10.6	Pigs (Number)	Telangana, Kerala, Rajasthan, Mizoram, Tamil Nadu, Gujarat, Nagaland, Lakshadweep, Andhra Pradesh, Maharashtra, Bihar	Manipur, Delhi, West Bengal, Himachal Pradesh, Uttar Pradesh,	1: Rajasthan, Nagaland, Bihar 2: Manipur, Gujarat, 3: Telanagana, Kerala, Mizoram, Lakshadweep, Andhra Pradesh, Bihar 4: Rajasthan, 9: Manipur Tamil Nadu, Maharashtra	Monthly: Lakshadweep Half yearly: Annually: Manipur, Mizoram, Tamil Nadu, Nagaland, Once in 5 years: Telangana, Kerala, Rajasthan, Andhra Pradesh, Once in 10 years, Maharashtra	Manipur, Delhi, West Bengal, Himachal Pradesh, Uttar Pradesh,			
Remarks, including reasons for 'No' in Col 10: NIL									
10.7	Hens and Ducks (Number)	Telangana, Kerala, Rajasthan, Mizoram, Tamil Nadu, Gujarat, Nagaland, Lakshadweep, Andhra Pradesh, Maharashtra, Bihar	Manipur, Delhi, West Bengal, Himachal Pradesh, Uttar Pradesh,	1: Rajasthan, Nagaland, Bihar 2: Manipur, Gujarat, 3: Telanagana, Kerala, Mizoram, Lakshadweep, Andhra Pradesh, Bihar 4: Rajasthan, 9: Manipur Tamil Nadu, Maharashtra	Monthly: Lakshadweep Half yearly: Annually: Manipur, Mizoram, Tamil Nadu, Nagaland, Once in 5 years: Telangana, Kerala, Rajasthan, Andhra Pradesh, Once in 10 years, Maharashtra	Manipur, Delhi, West Bengal, Himachal Pradesh, Uttar Pradesh,			
Remarks, including reasons for 'No' in Col 10: NIL									
10.8	Any other livestock and poultry (Number)	Telangana, Kerala, Rajasthan, Mizoram, Tamil Nadu, Gujarat, Nagaland, Lakshadweep, Andhra Pradesh, Maharashtra, Bihar	Manipur, Delhi, West Bengal, Himachal Pradesh, Uttar Pradesh,	1: Rajasthan, Nagaland, Bihar 2: Manipur, Gujarat, 3: Telanagana, Kerala, Mizoram, Lakshadweep, Andhra Pradesh, Bihar 4: Rajasthan, 9: Manipur Tamil Nadu, Maharashtra	Monthly: Lakshadweep Half yearly: Annually: Manipur, Mizoram, Tamil Nadu, Once in 5 years: Telangana, Kerala, Rajasthan, Andhra Pradesh, Once in 10 years, Maharashtra	Manipur, Delhi, West Bengal, Himachal Pradesh, Uttar Pradesh,			
Remarks, including reasons for 'No' in Col 10: NIL									

Remarks:

- Delhi: Information collected from Councillor, Anganwadi.
- Kerala: Data available from animal husbandry Census.
- West Bengal: maximum information is not available in each item in Bhadreswar Municipality

Block 11 Number of storage and marketing outlets

Sl. No	Item	Is information available from Records?		If 'Yes' in Col 3,		If 'No' in Col 4, is Information collectable from oral enquiry?		If 'No' in Col 8, is the information not at all collectable?	
		Yes	No	source code*	Periodicity of Updation of records	Yes	No	Yes	No
(1)	(2)	(3)	(4)	(5)	(6)	(7)	(8)	(9)	(10)
11.1	Fair Price shops	Manipur, Sikkim, Telangana, Kerala, Rajasthan, Himachal Pradesh, Mizoram, Tamil Nadu, Gujarat, Nagaland, Lakshadweep, Andhra Pradesh, Uttar Pradesh, Maharashtra, Bihar	Delhi West Bengal,	1: Manipur, Kerala, Rajasthan, Himachal Pradesh, Nagaland, Andhra Pradesh, Uttar Pradesh, Bihar 2: Gujarat, 3: Sikkim, Kerala, Rajasthan, Mizoram, Lakshadweep, Bihar 4: Telangana, Tamil Nadu,	Monthly: Mizoram, Half yearly: Annually: Manipur, Telanagana, Kerala, Rajasthan, Tamil Nadu, Nagaland, Lakshadweep, Andhra Pradesh, Uttar Pradesh, Once in 5 years: , Maharashtra Once in 10 years:	Delhi West Bengal,			
Remarks, including reasons for 'No' in Col 10: <ul style="list-style-type: none"> • Manipur: Information collected from Council office • Delhi: Information collected from Anganwadi/ Councillor/ Field visits. • Kerala: No registers are maintained in corporation Office. It is possible to maintain adequate registers. 									
11.2	Mandis / Regular market	Manipur, Sikkim, Telangana, Kerala Rajasthan, Himachal Pradesh, Mizoram, Tamil Nadu, Gujarat, Nagaland, Lakshadweep, Andhra Pradesh, Uttar Pradesh, Maharashtra, Bihar	Delhi, West Bengal,	1: Manipur, Kerala, Rajasthan, Himachal Pradesh, Nagaland, Andhra Pradesh, Uttar Pradesh, Maharashtra, Bihar 2: Gujarat, 3: Sikkim, Rajasthan, Mizoram, Lakshadweep, Bihar 4: Telangana, Tamil Nadu, 9: Kerala	Monthly: Mizoram, Half yearly: Annually: Manipur, Telanagana, Kerala, Rajasthan, Tamil Nadu, Nagaland, Lakshadweep, Andhra Pradesh, Uttar Pradesh, Once in 5 years: Maharashtra Once in 10 years:	Delhi, West Bengal,			
Remarks, including reasons for 'No' in Col 10: <ul style="list-style-type: none"> • Delhi: Information collected from Anganwadi/ Councillor/ Field visits. • Kerala: No registers are maintained in corporation Office. It is possible to maintain adequate registers. • Lakshadweep: Data not available 									

Sl. No	Item	Is Information available from Records?		If yes in Col. 3,		If 'No' in Col.4, is Information collectable from oral enquiry?		If 'No' in Col 8, is the information not at all collectable?	
		Yes	No	source code*	Periodicity of Updation of records	Yes	No	Yes	No
(1)	(2)	(3)	(4)	(5)	(6)	(7)	(8)	(9)	(10)
11.3	Cold storages	Manipur, Sikkim, Telangana, Kerala Rajasthan, Mizoram, Tamil Nadu, Gujarat, Lakshadweep, Andhra Pradesh, Uttar Pradesh, Bihar	Delhi, West Bengal, Himachal Pradesh, Maharashtra	1: Manipur, Kerala, Rajasthan, Andhra Pradesh, Uttar Pradesh, Bihar 2: Gujarat 3: Sikkim, Rajasthan, Mizoram, Bihar Lakshadweep 4: Telangana, Tamil Nadu 9: Kerala	Monthly: Mizoram, Half yearly: Annually: Manipur, Telanagana, Kerala, Rajasthan, Tamil Nadu, Lakshadweep, Uttar Pradesh, Andhra Pradesh,	Delhi, West Bengal, Himachal Pradesh, Maharashtra			
Remarks, including reasons for 'No' in Col. 10:									
<ul style="list-style-type: none"> Delhi: Information collected from Anganwadi/ Councillor/Field visits. Kerala: No registers are maintained in corporation Office. It is possible to maintain adequate registers. 									
11.4	Godown /warehousing facility	Manipur, Sikkim, Telangana, Kerala Rajasthan, Mizoram, Tamil Nadu, Gujarat, Lakshadweep, Andhra Pradesh, Bihar	Delhi, West Bengal, Himachal Pradesh, Nagaland, Uttar Pradesh, Maharashtra	1: Manipur, Kerala, Rajasthan, Nagaland, Andhra Pradesh, Bihar 2: Gujarat 3: Sikkim, Rajasthan, Mizoram, Bihar Lakshadweep 4: Telangana, Tamil Nadu 9: Kerala	Monthly: Mizoram, Half yearly: Annually: Manipur, Telanagana, Kerala, Rajasthan, Tamil Nadu, Nagaland, Lakshadweep, Andhra Pradesh,	Delhi, West Bengal, Himachal Pradesh, Nagaland, Uttar Pradesh, Maharashtra			
Remarks, including reasons for 'No' in Col. 10:									
<ul style="list-style-type: none"> Delhi: Information collected from Anganwadi/ Councillor/ Field visits. Kerala: No registers are maintained in corporation Office. It is possible to maintain adequate registers. 									
11.5	Malls and SUttar Pradeshesher Bazar	Manipur, Sikkim, Telangana, Kerala, Rajasthan, Mizoram, Tamil Nadu, Gujarat, Lakshadweep, Andhra Pradesh, Bihar	Delhi, West Bengal, Himachal Pradesh, Nagaland, Uttar Pradesh, Maharashtra	1: Manipur, Kerala, Rajasthan, Tamil Nadu, Nagaland, Andhra Pradesh, Bihar 2: Gujarat 3: Sikkim, Rajasthan, Mizoram, Lakshadweep, Bihar 4: Telangana 9: Kerala	Monthly: Mizoram, Half yearly: Annually: Manipur, Telanagana, Kerala, Rajasthan, Tamil Nadu, Nagaland, Lakshadweep, Andhra Pradesh,	Delhi, West Bengal, Himachal Pradesh, Uttar Pradesh, Maharashtra			
Remarks, including reasons for 'No' in Col. 10:									
<ul style="list-style-type: none"> Delhi: Information collected from Anganwadi/ Councillor/ Field visits. Kerala: No registers are maintained in corporation Office. It is possible to maintain adequate registers. 									

Block 12 Employment status (employment - unemployment)

Sl. No	Item	Is Information available from Records?		If yes in Col 3, source code*	Periodicity of Updation of records	If 'No' in Col4, is information collectable from oral enquiry?		If 'No' in Col 8, is the information not at all collectable?	
		Yes	No			Yes	No	Yes	No
(1)	(2)	(3)	(4)	(5)	(6)	(7)	(8)	(9)	(10)
12.1	Self employed in Primary sector	West Bengal, Mizoram, Tamil Nadu, Gujarat, Lakshadweep, Bihar	Manipur, Telangana, Delhi, Kerala, Rajasthan, Nagaland, Andhra Pradesh, Uttar Pradesh, Maharashtra, Sikkim	1: West Bengal, Tamil Nadu, Gujarat, Manipur, Himachal Pradesh, 2: Manipur, Himachal Pradesh, 3: Mizoram, Nagaland, Lakshadweep 9: Bihar	Monthly: Half yearly: Annually: Manipur, Mizoram, Tamil Nadu, Nagaland, Lakshadweep	Manipur, Rajasthan, Uttar Pradesh, Maharashtra	Delhi, Telangana, Kerala, Himachal Pradesh, Andhra Pradesh, Sikkim	Himachal Pradesh,	Delhi, Kerala, Andhra Pradesh, Sikkim
Remarks, including reasons for 'No' in Col. 10: • Manipur: Information collected from Ward Office									
12.2	Self employed in Secondary sector	West Bengal, Mizoram, Tamil Nadu, Gujarat, Lakshadweep, Bihar	Manipur, Telangana, Delhi, Kerala, Rajasthan, Himachal Pradesh, Nagaland, Andhra Pradesh, Maharashtra, Uttar Pradesh,	1: West Bengal, Tamil Nadu, Gujarat, Manipur 3: Mizoram, Nagaland, Lakshadweep 9: Bihar	Monthly: Half yearly: Annually: Manipur, Mizoram, Tamil Nadu, Nagaland, Lakshadweep	Manipur, Rajasthan, Uttar Pradesh, Maharashtra	Delhi, Telangana, Kerala, Himachal Pradesh, Andhra Pradesh,	Himachal Pradesh,	Delhi, Kerala, Andhra Pradesh,
Remarks, including reasons for 'No' in Col. 10: NIL									
12.3	Self employed in Tertiary sector	West Bengal, Mizoram, Tamil Nadu, Gujarat, Lakshadweep, Bihar	Manipur, Telangana, Delhi, Kerala, Rajasthan, Himachal Pradesh, Nagaland, Andhra Pradesh, Uttar Pradesh, Maharashtra	1: West Bengal, Tamil Nadu, Gujarat, Manipur 3: Mizoram, Nagaland, Lakshadweep 9: Bihar	Monthly: Half yearly: Annually: Manipur, Mizoram, Tamil Nadu, Nagaland, Lakshadweep	Manipur, Rajasthan, Uttar Pradesh, Maharashtra	Delhi, Telangana, Kerala, Himachal Pradesh, Andhra Pradesh,	Himachal Pradesh,	Delhi, Kerala, Andhra Pradesh,
Remarks, including reasons for 'No' in Col. 10: NIL									

Sl. No	Item	Is Information available from Records?		If yes in Col. 3,		If 'No' in Col.4, is Information collectable from oral enquiry?		If 'No' in Col 8, is the information not at all collectable?	
		Yes	No	source code*	Periodicity of Updation of records	Yes	No	Yes	No
(1)	(2)	(3)	(4)	(5)	(6)	(7)	(8)	(9)	(10)
12.4	Employed as Regular wage / Salaried Employee in Primary sector	West Bengal, Mizoram, Tamil Nadu, Gujarat, Lakshadweep, Bihar	Siddim, Manipur, Telangana, Delhi, Kerala, Rajasthan, Himachal Pradesh, Nagaland, Andhra Pradesh, Uttar Pradesh, Maharashtra	1: West Bengal, Tamil Nadu, Gujarat; 2: Manipur 3: Mizoram, Lakshadweep 9: Bihar	Monthly. Half yearly: Annually: Manipur, Mizoram, Tamil Nadu, Lakshadweep	Manipur Rajasthan, Uttar Pradesh, Maharashtra	Delhi, Telangana, Kerala, Himachal Pradesh, Andhra Pradesh, Sikkim	Himachal Pradesh, Rajasthan	Delhi, Kerala, Andhra Pradesh, Sikkim
Remarks, including reasons for 'No' in Col. 10: NIL									
12.5	Employed as Regular wage / Salaried Employee in Secondary sector	West Bengal, Mizoram, Tamil Nadu, Gujarat, Lakshadweep, Bihar	Manipur, Telangana, Delhi, Kerala, Rajasthan, Himachal Pradesh, Nagaland, Andhra Pradesh, Uttar Pradesh, Maharashtra	1: West Bengal, Tamil Nadu, Gujarat, 2: Manipur 3: Mizoram, Nagaland, Lakshadweep 9: Bihar	Monthly: Half yearly: Annually: Manipur, Mizoram, Tamil Nadu, Nagaland, Lakshadweep	Manipur Rajasthan, Uttar Pradesh, Maharashtra	Delhi, Telangana, Kerala, Himachal Pradesh, Andhra Pradesh,	Himachal Pradesh,	Delhi, Kerala, Andhra Pradesh,
Remarks, including reasons for 'No' in Col. 10: NIL									
12.6	Employed as Regular wage / Salaried Employee in Tertiary sector	West Bengal, Mizoram, Tamil Nadu, Gujarat, Lakshadweep, Bihar	Manipur, Telangana, Delhi, Kerala, Rajasthan, Himachal Pradesh, Nagaland, Andhra Pradesh, Uttar Pradesh, Maharashtra	1: West Bengal, Tamil Nadu, Gujarat, 2: Manipur 3: Mizoram, Nagaland, Lakshadweep 9: Bihar	Monthly: Half yearly: Annually: Manipur, Mizoram, Tamil Nadu, Nagaland, Lakshadweep	Manipur Rajasthan, Uttar Pradesh, Maharashtra	Delhi, Telangana, Kerala, Himachal Pradesh, Andhra Pradesh,	Himachal Pradesh,	Delhi, Kerala, Andhra Pradesh,
Remarks, including reasons for 'No' in Col. 10: NIL									

Sl. No	Item	Is Information available from Records?		If yes in Col. 3,		If 'No' in Col.4, is Information collectable from oral enquiry?		If 'No' in Col. 8, is the information not at all collectable?	
		Yes	No	source code*	Periodicity of Updation of records	Yes	No	Yes	No
(1)	(2)	(3)	(4)	(5)	(6)	(7)	(8)	(9)	(10)
12.7	Labourer other than rural labourer	West Bengal, Mizoram, Tamil Nadu, Gujarat, Lakshadweep, Bihar	Manipur, Telangana, Delhi, Kerala, Rajasthan, Himachal Pradesh, Nagaland, Andhra Pradesh, Uttar Pradesh, Maharashtra	1: West Bengal, Tamil Nadu, Gujarat, 2: Manipur 3: Mizoram, Nagaland, Lakshadweep 9: Bihar	Monthly: Half yearly: Annually: Manipur, Mizoram, Tamil Nadu, Nagaland, Lakshadweep	Manipur, Rajasthan, Uttar Pradesh, Maharashtra	Delhi, Telangana, Kerala, Himachal Pradesh, Andhra Pradesh,	Himachal Pradesh,	Delhi, Kerala, Andhra Pradesh,
Remarks, including reasons for 'No' in Col. 10: NIL									
12.8	Unemployed	West Bengal, Mizoram, Tamil Nadu, Gujarat, Bihar	Manipur, Telangana, Delhi, Kerala, Rajasthan, Himachal Pradesh, Nagaland, Andhra Pradesh, Lakshadweep, Uttar Pradesh, Maharashtra	1: West Bengal, Tamil Nadu, Gujarat, 2: Manipur 3: Mizoram, Nagaland, 9: Bihar	Monthly: Half yearly: Annually: Tamil Nadu, Manipur, Mizoram, Nagaland, Once in 5 years: Once in 10 years:	Manipur, Rajasthan, Uttar Pradesh, Maharashtra	Delhi, Telangana, Kerala, Himachal Pradesh, Lakshadweep, Andhra Pradesh,	Himachal Pradesh,	Delhi, Kerala, Lakshadweep, Andhra Pradesh,
Remarks, including reasons for 'No' in Col. 10: NIL									
12.9	Unemployed between age 15-24	West Bengal, Mizoram, Tamil Nadu, Gujarat, Bihar	Manipur, Telangana, Delhi, Kerala, Rajasthan, Himachal Pradesh, Nagaland, Lakshadweep, Andhra Pradesh, Uttar Pradesh, Maharashtra	1: West Bengal, Tamil Nadu, Gujarat, 2: Manipur 3: Mizoram, Nagaland, 9: Bihar	Monthly: Half yearly: Annually: Manipur, Mizoram, Tamil Nadu, Nagaland,	Manipur, Rajasthan, Uttar Pradesh, Maharashtra	Delhi, Telangana, Kerala, Himachal Pradesh, Lakshadweep, Andhra Pradesh,	Himachal Pradesh,	Delhi, Kerala, Lakshadweep, Andhra Pradesh,
Remarks, including reasons for 'No' in Col. 10: NIL									
12.10	Not in the labour force	West Bengal, Mizoram, Tamil Nadu, Gujarat, Bihar	Manipur, Telangana, Delhi, Kerala, Rajasthan, Himachal Pradesh, Nagaland, Lakshadweep, Andhra Pradesh, Uttar Pradesh, Maharashtra	1: West Bengal, Tamil Nadu, Gujarat, 2: Manipur 3: Mizoram, Nagaland, 9: Bihar	Monthly: Half yearly: Annually: Manipur, Mizoram, Tamil Nadu, Nagaland, Once in 5 years: Once in 10 years:	Manipur, Rajasthan, Uttar Pradesh, Maharashtra	Delhi, Telangana, Kerala, Himachal Pradesh, Lakshadweep, Andhra Pradesh,	Himachal Pradesh,	Delhi, Kerala, Lakshadweep, Andhra Pradesh,
Remarks, including reasons for 'No' in Col. 10: NIL									

Sl. No	Item	Is Information available from Records?		If yes in Col. 3,		If 'No' in Col4, is Information collectable from oral enquiry?		If 'No' in Col 8, is the information not at all collectable?	
		Yes	No	source code*	Periodicity of Updation of records	Yes	No	Yes	No
(1)	(2)	(3)	(4)	(5)	(6)	(7)	(8)	(9)	(10)
12.11	Casual workers in Primary sector	West Bengal, Mizoram, Tamil Nadu, Gujarat, Bihar	Manipur, Telangana, Delhi, Kerala, Rajasthan, Himachal Pradesh, Nagaland, Lakshadweep, Andhra Pradesh, Uttar Pradesh, Maharashtra	1: West Bengal, Tamil Nadu, Gujarat, 2: Manipur 3: Mizoram, Nagaland, 9: Bihar	Monthly: Half yearly: Annually: Manipur, Mizoram, Tamil Nadu, Nagaland,	Manipur Rajasthan, Uttar Pradesh, Maharashtra	Delhi, Telangana, Kerala, Himachal Pradesh, Lakshadweep, Andhra Pradesh,	Himachal Pradesh,	Delhi, Kerala Lakshadweep, Andhra Pradesh,
Remarks, including reasons for 'No' in Col. 10: NIL									
12.12	Casual workers in Secondary sector	West Bengal, Mizoram, Tamil Nadu, Gujarat, Bihar	Manipur, Telangana, Delhi, Kerala, Rajasthan, Himachal Pradesh, Nagaland, Lakshadweep, Andhra Pradesh, Uttar Pradesh, Maharashtra	1: West Bengal, Tamil Nadu, Gujarat, 2: Manipur 3: Mizoram, Nagaland, 9: Bihar	Monthly: Half yearly: Annually: Manipur, Mizoram, Tamil Nadu, Nagaland,	Manipur Rajasthan, Uttar Pradesh, Maharashtra	Delhi, Telangana, Kerala, Himachal Pradesh, Lakshadweep, Andhra Pradesh,	Himachal Pradesh,	Delhi, Kerala Lakshadweep, Andhra Pradesh,
Remarks, including reasons for 'No' in Col. 10: NIL									
12.13	Casual workers in Tertiary sector	West Bengal, Tamil Nadu, Gujarat, Mizoram, Bihar	Manipur, Telangana, Delhi, Kerala, Rajasthan, Himachal Pradesh, Nagaland, Lakshadweep, Andhra Pradesh, Uttar Pradesh, Maharashtra	1: West Bengal, Tamil Nadu, Gujarat, 2: Manipur 3: Mizoram, Nagaland, 9: Bihar	Monthly: Half yearly: Annually: Manipur, Mizoram, Tamil Nadu, Nagaland, Once in 5 years: Once in 10 years:	Manipur Rajasthan, Uttar Pradesh, Maharashtra	Delhi, Telangana, Kerala, Himachal Pradesh, Lakshadweep, Andhra Pradesh,	Himachal Pradesh,	Delhi, Kerala Lakshadweep, Andhra Pradesh,
Remarks, including reasons for 'No' in Col. 7: NIL									

Remarks:

- Delhi: RGI confirmed that no such data at ward level is currently available.
- Telangana: Data is not available
- West Bengal: Data not available in Bhadreswar Municipality
- Sikkim: No ward wise records
- Himachal Pradesh: Information for this Block can be collected on door to door survey.
 - Kerala (Kottayam District): If additional survey will be conducted, the data may be available in the prescribed format.
 - Kerala (Kozhicode district): At present no ward wise data are available with corporation office and other line Depts.

Block 13 Other social indicators

Sl. No	Item	Is Information available from Records?		If yes in Col. 3,		If 'No' in Col.4, is Information collectable from oral enquiry?		If 'No' in Col. 8, is the information not at all collectable?	
		Yes	No	source code*	Periodicity of Updation of records	Yes	No	Yes	No
(1)	(2)	(3)	(4)	(5)	(6)	(7)	(8)	(9)	(10)
13.1	Street children Number (Male/ Female)	Delhi, Sikkim West Bengal, Gujarat, Andhra Pradesh,	Manipur, Kerala, Himachal Pradesh, Mizoram, Nagaland, Uttar Pradesh, Maharashtra, Bihar	1: West Bengal, Gujarat, Nagaland, Andhra Pradesh, 2: Manipur 3: Delhi 9: Sikkim	Monthly: Half yearly: Annually: Manipur, Nagaland, Andhra Pradesh. Once in 5 years: Once in 10 years:	Manipur, Telangana, Kerala Rajasthan, Mizoram, Uttar Pradesh, Maharashtra, Bihar	Kerala (Kozhicode), Himachal Pradesh, Tamil Nadu,	Kerala (Kozhicode) Himachal Pradesh, Tamil Nadu,	
Remarks, including reasons for 'No' in Col. 10: • Manipur: Information collected from Ward office • Kerala: Information can be collected through ICDS									
13.2	Beggars Number (Male/ Female)	Delhi, Sikkim West Bengal, Gujarat, Andhra Pradesh,	Manipur, Telangana, Kerala, Rajasthan, Himachal Pradesh, Mizoram, Tamil Nadu, Nagaland, Uttar Pradesh, Maharashtra, Bihar	1: West Bengal, Gujarat, Nagaland, Andhra Pradesh, 2: Manipur 3: Delhi 9: Sikkim	Monthly: Half yearly: Annually: Manipur, Nagaland, Andhra Pradesh, Once in 5 years: Once in 10 years:	Manipur, Telangana, Kerala Rajasthan, Mizoram, Uttar Pradesh, Maharashtra, Bihar	Kerala (Kozhicode), Himachal Pradesh, Tamil Nadu,	Kerala (Kozhicode) Himachal Pradesh, Tamil Nadu,	
Remarks, including reasons for 'No' in Col. 10: • Kerala: Information collected from Annual Survey by modifying the survey form									
13.3	Juvenile Delinquent Number (Male/ Female)	Delhi, Sikkim West Bengal, Gujarat, Andhra Pradesh,	Manipur, Telangana, Kerala, Rajasthan, Himachal Pradesh, Mizoram, Tamil Nadu, Nagaland, Uttar Pradesh, Maharashtra, Bihar	1: West Bengal, Gujarat, Nagaland, Andhra Pradesh, 2: Manipur 3: Delhi 9: Sikkim	Monthly: Half yearly: Annually: Manipur, Nagaland, Andhra Pradesh, Once in 5 years: Once in 10 years:	Manipur, Telangana, Kerala Rajasthan, Mizoram, Uttar Pradesh, Maharashtra, Bihar	Kerala (Kozhicode), Himachal Pradesh, Tamil Nadu,	Kerala (Kozhicode) Himachal Pradesh, Tamil Nadu,	
Remarks, including reasons for 'No' in Col. 10: • Kerala: Information collected from Annual Survey by modifying the survey form									

Sl. No	Item	Is Information available from Records?		If yes in Col. 3,		If 'No' in Col.4, is Information collectable from oral enquiry?		If 'No' in Col. 8, is the information not at all collectable?	
		Yes	No	source code*	Periodicity of Updation of records	Yes	No	Yes	No
(1)	(2)	(3)	(4)	(5)	(6)	(7)	(8)	(9)	(10)
13.4	Drug addict Number (Male/ Female)	Delhi West Bengal, Gujarat, Nagaland,, Andhra Pradesh,	Manipur, Telangana, Kerala, Rajasthan, Himachal Pradesh, Mizoram, Tamil Nadu, Uttar Pradesh, Maharashtra, Bihar	1: West Bengal, Gujarat, Nagaland, Andhra Pradesh, 2: Manipur 3: Delhi	Monthly: Half yearly: Annually: Manipur, Nagaland, Andhra Pradesh,	Manipur, Telangana, Kerala Rajasthan, Mizoram, Uttar Pradesh,, Bihar	Kerala (Kozhicode), Himachal Pradesh, Tamil Nadu, Maharashtra	Kerala (Kozhicode) Himachal Pradesh, Tamil Nadu, Maharashtra	Sikkim,
Remarks, including reasons for 'No' in Col. 10:									
<ul style="list-style-type: none"> Sikkim: No wardwise record West Bengal: Data not available in Bhadreswar Municipality 									
13.5	Child worker (Aged 14 years and less) Number (Male/ Female)	Delhi West Bengal, Gujarat, Andhra Pradesh,	Manipur, Telangana, Kerala, Sikkim, Rajasthan, Himachal Pradesh, Mizoram, Tamil Nadu, Nagaland, Uttar Pradesh, Maharashtra, Bihar	1: West Bengal, Gujarat, Nagaland, Andhra Pradesh, 2: Manipur 3: Delhi	Monthly: Half yearly: Annually: Manipur, Nagaland, Andhra Pradesh,	Manipur, Telangana, Kerala Rajasthan, Mizoram, Uttar Pradesh, Maharashtra, Bihar	Kerala (Kozhicode) Himachal Pradesh, Tamil Nadu,	Kerala (Kozhicode) Himachal Pradesh, Tamil Nadu,	Sikkim,
Remarks, including reasons for 'No' in Col. 10:									
<ul style="list-style-type: none"> Sikkim: No wardwise record 									
13.6	Rag pickers Number (Male/ Female)	Delhi West Bengal, Gujarat, Nagaland,, Andhra Pradesh,	Manipur, Telangana, Kerala, Sikkim, Rajasthan, Himachal Pradesh, Mizoram, Tamil Nadu, Uttar Pradesh, Maharashtra, Bihar	1: West Bengal, Gujarat, Nagaland, Andhra Pradesh, 2: Manipur 3: Delhi	Monthly: Half yearly: Annually: Manipur, Nagaland, Andhra Pradesh,	Manipur, Telangana, Kerala Rajasthan, Mizoram, Uttar Pradesh, Maharashtra, Bihar	Kerala (Kozhicode), Himachal Pradesh, Tamil Nadu,	Kerala (Kozhicode) Himachal Pradesh, Tamil Nadu,	Sikkim,
Remarks, including reasons for 'No' in Col. 10:									
<ul style="list-style-type: none"> Sikkim: No wardwise record 									
13.7	Sex Worker Number (Male/ Female)	Delhi West Bengal, Gujarat, Andhra Pradesh,	Manipur, Telangana, Kerala, Sikkim, Rajasthan, Himachal Pradesh, Mizoram, Tamil Nadu, Nagaland, Uttar Pradesh, Maharashtra, Bihar	1: Gujarat,, Andhra Pradesh, 2: Manipur 3: Delhi	Monthly: Half yearly: Annually: Manipur, Nagaland, Andhra Pradesh,	Manipur, Telangana, Kerala Rajasthan, Mizoram, Uttar Pradesh, Maharashtra, Bihar	Kerala (Kozhicode), Himachal Pradesh, Tamil Nadu,	Kerala (Kozhicode) Himachal Pradesh, Tamil Nadu,	Sikkim,
Remarks, including reasons for 'No' in Col. 7: Nagaland: Not officially recognized by the Government									

Sl. No	Item	Is Information available from Records?		If yes in Col. 3,		If 'No' in Col.4, is Information collectable from oral enquiry?		If 'No' in Col. 8, is the information not at all collectable?	
		Yes	No	source code*	Periodicity of Updation of records	Yes	No	Yes	No
(1)	(2)	(3)	(4)	(5)	(6)	(7)	(8)	(9)	(10)
13.8	Incidence of violence against women (only cognizable reported cases) Number (Male/ Female)	Delhi, Sikkim, Kerala, Rajasthan, West Bengal, Himachal Pradesh, Mizoram, Tamil Nadu, Gujarat, Nagaland, Lakshadweep, Andhra Pradesh, Uttar Pradesh, Bihar	Manipur, Telangana, Maharashtra	1: West Bengal, Gujarat, Andhra Pradesh, 2: Manipur 3: Delhi, Sikkim, Kerala, Rajasthan, Mizoram, Nagaland, Lakshadweep, Bihar 5: Himachal Pradesh, 9: Tamil Nadu, Uttar Pradesh, Bihar	Monthly: Mizoram, Half yearly: Annually: Manipur, Kerala, Rajasthan, Tamil Nadu, Nagaland, Andhra Pradesh, Uttar Pradesh, Once in 5 years: Once in 10 years:	Manipur, Telangana, Maharashtra			
Remarks, including reasons for 'No' in Col. 10: Nil									
13.9	Number of theft and robbery/dacoity cases registered Number (Male/ Female)	Delhi, Sikkim, Kerala, West Bengal, Himachal Pradesh, Mizoram, Tamil Nadu, Gujarat, Nagaland, Lakshadweep, Andhra Pradesh, Uttar Pradesh, Bihar	Manipur, Telangana, Maharashtra	1: West Bengal, Gujarat, Andhra Pradesh, 2: Manipur 3: Delhi, Sikkim, Kerala, Mizoram, Nagaland, Lakshadweep, Bihar 5: Himachal Pradesh, 9: Tamil Nadu, Uttar Pradesh, Bihar	Monthly: Mizoram, Half yearly: Annually: Manipur, Kerala, Rajasthan, Tamil Nadu, Nagaland, Andhra Pradesh, Uttar Pradesh, Once in 5 years: Once in 10 years:	Manipur, Telangana, Maharashtra			
Remarks, including reasons for 'No' in Col. 10: NIL									
13.10	Number of fatal accidents while commuting Number (Male/ Female)	Delhi, Sikkim, Kerala, Telangana, Rajasthan, West Bengal, Himachal Pradesh, Mizoram, Gujarat, Tamil Nadu, Nagaland, Lakshadweep, Uttar Pradesh,	Manipur, Andhra Pradesh, Maharashtra, Bihar	1: West Bengal, Gujarat, 2: Manipur 3: Delhi, Sikkim, Kerala, Telangana, Rajasthan, Mizoram, Nagaland, Lakshadweep 5: Himachal Pradesh, 9: Tamil Nadu, Uttar Pradesh,	Monthly: Mizoram, Half yearly: Annually: Manipur, Kerala, Telangana, Rajasthan, Tamil Nadu, Nagaland, Uttar Pradesh,	Manipur, Maharashtra, Bihar	Andhra Pradesh,		Andhra Pradesh,
Remarks, including reasons for 'No' in Col. 10: NIL									

Sl No	Item	Is Information available from Records?		If yes in Col 3,		If 'No' in Col4, is Information collectable from oral enquiry?		If 'No' in Col 8, is the information not at all collectable?	
		Yes	No	source code*	Periodicity of updation of records	Yes	No	Yes	No
(1)	(2)	(3)	(4)	(5)	(6)	(7)	(8)	(9)	(10)
13.11	Number of fatal accidents other than 13.10 and natural disasters Number (Male/ Female)	Delhi, Sikkim, Kerala, Telangana, Rajasthan, West Bengal, Himachal Pradesh, Mizoram, Tamil Nadu, Gujarat, Nagaland, Lakshadweep	Manipur, Andhra Pradesh, Uttar Pradesh, Maharashtra, Bihar	1: West Bengal, Gujarat, 2: Manipur 3: Delhi, Sikkim, Kerala, Telangana, Rajasthan, Mizoram, Nagaland, Lakshadweep 5: Himachal Pradesh, 9: Tamil Nadu,	Monthly: Mizoram, Half yearly: Annually: Manipur, Kerala, Telanagana Rajasthan, Tamil Nadu, Nagaland, Once in 5 years: Once in 10 years:	Manipur, Uttar Pradesh, Andhra Pradesh, Maharashtra, Bihar	Andhra Pradesh,		Andhra Pradesh,
Remarks, including reasons for 'No' in Col. 10: NIL									
13.12	Registered numbers of Civil and Criminal cases Number (Male/ Female)	Delhi, Sikkim, Kerala, Telangana, Rajasthan, West Bengal, Himachal Pradesh, Mizoram, Tamil Nadu, Gujarat, Nagaland, Lakshadweep, Uttar Pradesh, Bihar	Manipur, Andhra Pradesh, Maharashtra	1: West Bengal, Gujarat, 2: Manipur 3: Delhi, Sikkim, Kerala, Telangana, Rajasthan, Mizoram, Nagaland, Lakshadweep, Bihar 5: Himachal Pradesh, 9: Tamil Nadu, Uttar Pradesh,	Monthly: Mizoram, Half yearly: Annually: Manipur, Kerala, Telanagana Rajasthan, Tamil Nadu, Nagaland, Uttar Pradesh, Once in 5 years: Once in 10 years:	Manipur, Maharashtra	Andhra Pradesh,		Andhra Pradesh,
Remarks, including reasons for 'No' in Col. 10: NIL									

Note:

- Sikkim: Ward data collected from municipal councillor
- Kerala (Kottayam): These data collected from case register of police station (Line Department), Municipality as a whole.
- Kerala (kozilkhode): At present police station or Circle inspector wise data is available. In registering cases/event ward is not mentioning (in the case of Criminal Cases the details are not available other than the court offices.
- West Bengal: Data not available in Bhadreswar Municipality
- Delhi: Information collected from Police Station

Block 14 Industries and business

Sl. No	Item	Is information available from Records?		If 'Yes' in Col 3,		If 'No' in Col 4, is information collectable from oral enquiry?		If 'No' in Col 8, is the information not at all collectable?	
		Yes	No	source code*	Periodicity of Updation of records	Yes	No	Yes	No
(1)	(2)	(3)	(4)	(5)	(6)	(7)	(8)	(9)	(10)
14.1	Number of units; No. of male and female workers (both paid and unpaid) for Own Account Enterprises, Non-directory and directory enterprises - Industrial Enterprise	Delhi, West Bengal, Mizoram, Tamil Nadu, Gujarat, Nagaland, Andhra Pradesh, Bihar	Sikkim, Manipur, Telanagana, Kerala, Himachal Pradesh, Uttar Pradesh, Maharashtra, Nagaland	1: Rajasthan, West Bengal, Nagaland, 2: Manipur 3: Delhi, Sikkim Rajasthan, Mizoram, Nagaland, Bihar 4: Gujarat, Andhra Pradesh, 9: Tamil Nadu, Bihar	Monthly: Half yearly: Annually: Manipur Rajasthan, Mizoram, Tamil Nadu, Nagaland, Andhra Pradesh, Once in 5 years: Delhi Once in 10 years:	Manipur, Telangana, Uttar Pradesh, Maharashtra	Kerala, Himachal Pradesh, Nagaland	Kerala, Himachal Pradesh, Nagaland	
Remarks, including reasons for 'No' in Col 10: <ul style="list-style-type: none"> Delhi: Information taken from 6th Economic Census Manipur: Information collected from Ward office West Bengal: Data not available in Bhadreswar Municipality 									
14.2	Number of units; No. of male and female workers (both paid and unpaid) for Own Account Enterprises, Non-directory and directory enterprises : Business Enterprise	Delhi, West Bengal, Mizoram, Tamil Nadu, Gujarat, Nagaland, Andhra Pradesh, Bihar	Sikkim, Manipur, Telanagana, Kerala, Himachal Pradesh, Uttar Pradesh, Maharashtra	1: Rajasthan, West Bengal, Nagaland, 2: Manipur 3: Delhi, Sikkim Rajasthan, Mizoram, Nagaland, Bihar 4: Gujarat, Andhra Pradesh, 9: Tamil Nadu, Bihar	Monthly: Half yearly: Annually: Manipur Rajasthan, Mizoram, Tamil Nadu, Nagaland, Andhra Pradesh, Once in 5 years: Delhi Once in 10 years:	Manipur, Telangana, Uttar Pradesh, Maharashtra	Kerala, Himachal Pradesh,	Kerala, Himachal Pradesh,	
Remarks, including reasons for 'No' in Col 10: <ul style="list-style-type: none"> Delhi: Information taken from 6th Economic Census West Bengal: Data not available in Bhadreswar Municipality 									

Note:

- Kerala (Kottayam): Data are not available in the prescribed format. D&O division of Municipality keeps a record of Male/Female, industrial/business enterprises. If an additional survey will be conducted, the data may be available in the prescribed format.
- Kerala (Kozikhode): Can be collected from economic census data, if the survey frame is changed from EB to Ward.
- Lakshadweep: No industries in Lakshadweep.

Block 15 Water supply details for the ward

Sl. No	Item	Is information available from Records?		If yes in Col 3, source code*	Periodicity of updation of records	If 'No' in Col 4, is information collectable from oral enquiry?		If 'No' in Col 8, is the information not at all collectable?	
		Yes	No			Yes	No	Yes	No
(1)	(2)	(3)	(4)	(5)	(6)	(7)	(8)	(9)	(10)
15.1	Area (In Sq KM)	Manipur, Sikkim, Telangana, Rajasthan, West Bengal, Mizoram, Tamil Nadu, Gujarat, Nagaland, Lakshadweep, Andhra Pradesh, Uttar Pradesh, Maharashtra, Bihar	Delhi, Kerala	1: Sikkim, Telangana, Rajasthan, West Bengal, Tamil Nadu, Gujarat, Nagaland, Andhra Pradesh, Maharashtra 3: Manipur, Rajasthan, Mizoram, Lakshadweep, Bihar 5: Uttar Pradesh 9: Bihar	Monthly: Mizoram, Lakshadweep Half yearly: Annually: Manipur, Telangana, Rajasthan, Tamil Nadu, Nagaland, Andhra Pradesh, Uttar Pradesh, Once in 5 years: Maharashtra	Kerala	Delhi	Delhi	
Remarks, including reasons for 'No' in Col. 10:									
<ul style="list-style-type: none"> Manipur: Information collected from Water sUttar Pradeshply Office Delhi: DJB does not maintain any ward wise information 									
15.2	Population covered with water supply facilities	Manipur, Telangana, Rajasthan, West Bengal, Himachal Pradesh, Mizoram, Tamil Nadu, Gujarat, Lakshadweep, Andhra Pradesh, Uttar Pradesh, Maharashtra, Bihar	Delhi, Sikkim, Kerala	1: Telangana, Rajasthan, West Bengal, Tamil Nadu, Gujarat, Andhra Pradesh, Maharashtra 3: Manipur, Rajasthan, Himachal Pradesh, Mizoram, Lakshadweep, Bihar 5: Uttar Pradesh 9: Bihar	Monthly: Mizoram, Lakshadweep Half yearly: Annually: Manipur, Telangana, Rajasthan, Tamil Nadu, Andhra Pradesh, Uttar Pradesh, Once in 5 years: Maharashtra Once in 10 years:	Kerala	Delhi, Sikkim	Delhi	Sikkim
Remarks, including reasons for 'No' in Col. 10:									
<ul style="list-style-type: none"> Delhi: DJB does not maintain any ward wise information Sikkim: No wardwise record 									
15.3	Major Source of Drinking water: Tap-1, others-2	Manipur, Sikkim, Telangana, Rajasthan, Himachal Pradesh, West Bengal, Mizoram, Tamil Nadu, Gujarat, Lakshadweep, Andhra Pradesh, Uttar Pradesh, Maharashtra, Bihar	Delhi, Kerala, Nagaland	1: Telangana, Rajasthan, West Bengal, Tamil Nadu, Gujarat, Nagaland, Andhra Pradesh, Maharashtra 3: Manipur, Sikkim, Rajasthan, Himachal Pradesh, Mizoram, Lakshadweep, Bihar 5: Uttar Pradesh 9: Bihar	Monthly: Mizoram, Lakshadweep Half yearly: Annually: Manipur, Telangana, Rajasthan, Tamil Nadu, Nagaland, Andhra Pradesh, Uttar Pradesh, Once in 5 years: Maharashtra Once in 10 years:	Kerala	Delhi	Delhi	
Remarks, including reasons for 'No' in Col. 10:									
<ul style="list-style-type: none"> Delhi: DJB does not maintain any ward wise information 									

Sl. No	Item	Is Information available from Records?		If yes in Col. 3, source code*	Periodicity of Updation of records	If 'No' in Col.4, is Information collectable from oral enquiry?		If 'No' in Col. 8, is the information not at all collectable?	
		Yes	No			Yes	No	Yes	No
(1)	(2)	(3)	(4)	(5)	(6)	(7)	(8)	(9)	(10)
15.4	Quantity of Water supplied (MLD)	Manipur, Telangana, Rajasthan, West Bengal, Mizoram, Tamil Nadu, Gujarat, Lakshadweep, Andhra Pradesh, Uttar Pradesh, Maharashtra, Bihar	Delhi, Sikkim, Kerala Himachal Pradesh, Nagaland,	1: Telanagana, Rajasthan, West Bengal, Tamil Nadu, Gujarat, Andhra Pradesh, Maharashtra 3: Manipur Rajasthan, Mizoram, Nagaland, Lakshadweep, Bihar 5: Uttar Pradesh 9: Bihar	Monthly: Mizoram, Lakshadweep Half yearly: Annually: Manipur, Telanagana Rajasthan, Tamil Nadu, Nagaland,, Andhra Pradesh, Uttar Pradesh, Once in 5 years: Maharashtra	Kerala Himachal Pradesh,	Delhi, Sikkim	Delhi	Sikkim
Remarks, including reasons for 'No' in Col. 10:									
<ul style="list-style-type: none"> Delhi: DJB does not maintain any ward wise information Sikkim: No wardwise record 									
15.5	Per Capita Consumpti on (LPCD)	Manipur, Telangana, Rajasthan, West Bengal, Mizoram, Tamil Nadu, Gujarat, Lakshadweep, Andhra Pradesh, Uttar Pradesh, Bihar	Delhi, Sikkim, Kerala Himachal Pradesh, Nagaland, Maharashtra	1: Telanagana, Rajasthan, West Bengal, Tamil Nadu, Gujarat, Andhra Pradesh, 3: Manipur Rajasthan, Mizoram, Nagaland, Lakshadweep, Bihar 5: Uttar Pradesh 9: Bihar	Monthly: Mizoram, Lakshadweep Half yearly: Annually: Manipur, Telanagana Rajasthan, Tamil Nadu, Nagaland,, Andhra Pradesh, Uttar Pradesh, Once in 5 years: Once in 10 years:	Kerala	Delhi, Sikkim Himachal Pradesh, Maharashtra	Delhi Himachal Pradesh, Maharashtra	Sikkim
Remarks, including reasons for 'No' in Col. 10:									
<ul style="list-style-type: none"> Delhi: DJB does not maintain any ward wise information Sikkim: No wardwise record 									
15.6	Area Covered (Sq. Km)	Manipur, Telangana, Rajasthan, West Bengal, Mizoram, Tamil Nadu, Gujarat, Lakshadweep, Andhra Pradesh, Uttar Pradesh, Maharashtra, Bihar	Delhi, Sikkim, Kerala Himachal Pradesh, Nagaland,	1: Telanagana, Rajasthan, West Bengal, Tamil Nadu, Gujarat, Andhra Pradesh, 3: Manipur Rajasthan, Mizoram, Nagaland, Lakshadweep 5: Uttar Pradesh 9: Bihar	Monthly: Mizoram, Lakshadweep Half yearly: Annually: Manipur, Telanagana Rajasthan, Tamil Nadu, Nagaland,, Andhra Pradesh, Uttar Pradesh, Once in 5 years: Maharashtra Once in 10 years:	Kerala	Delhi, Sikkim Himachal Pradesh,	Delhi Himachal Pradesh,	Sikkim
Remarks, including reasons for 'No' in Col. 10:									
<ul style="list-style-type: none"> Delhi: DJB does not maintain any ward wise information Sikkim: No wardwise record 									

Source code: 1: Ward/ Town/ Urban Local Body designated official; 2: Ward/ Town statistical officer; 3: Line department official; 4: Patwari/ Mandal/ Land revenue officials (Land records); 5: Other Ward/ Town Official; 6: Education officer/ teacher; 7: Local Doctor (including AYUSH); 8: Urban Health Post/ Hospital; 9: Others

Sl. No	Item	Is Information available from Records?		If yes in Col 3,		If 'No' in Col 4, is Information collectable from oral enquiry?		If 'No' in Col 8, is the information not at all collectable?	
		Yes	No	source code*	Periodicity of Updation of records	Yes	No	Yes	No
(1)	(2)	(3)	(4)	(5)	(6)	(7)	(8)	(9)	(10)
15.7	Capacity of WTPs	Manipur, Telangana, Rajasthan, West Bengal, Mizoram, Tamil Nadu, Gujarat, Lakshadweep, Andhra Pradesh, Uttar Pradesh, Maharashtra, Bihar	Delhi, Sikkim, Nagaland, Kerala, Himachal Pradesh	1: Telanagana, Rajasthan, West Bengal, Tamil Nadu, Gujarat, Andhra Pradesh, Maharashtra 3: Manipur Rajasthan, Mizoram, Nagaland, Lakshadweep, Bihar 5: Uttar Pradesh 9: Bihar	Monthly: Mizoram, Lakshadweep Half yearly: Annually: Manipur, Telanagana Rajasthan, Tamil Nadu, Nagaland, Andhra Pradesh, Uttar Pradesh, Once in 5 years: Maharashtra Once in 10 years:	Kerala	Delhi, Sikkim, Himachal Pradesh,	Delhi Himachal Pradesh,	Sikkim
Remarks, including reasons for 'No' in Col 10:									
<ul style="list-style-type: none"> Delhi: DJB does not maintain any ward wise information Sikkim: No wardwise record 									
15.8	Treatment of Total Water supply (%age)	Manipur, Telangana, Rajasthan, West Bengal, Himachal Pradesh, Mizoram, Tamil Nadu, Gujarat, Nagaland, Lakshadweep, Andhra Pradesh, Uttar Pradesh, Maharashtra, Bihar	Delhi, Kerala, Sikkim,	1: Telanagana, Rajasthan, West Bengal, Tamil Nadu, Gujarat, Andhra Pradesh, Maharashtra 3: Manipur Rajasthan, Himachal Pradesh, Mizoram, Nagaland, Lakshadweep, Bihar 5: Uttar Pradesh 9: Bihar	Monthly: Mizoram, Lakshadweep Half yearly: Annually: Manipur, Telanagana Rajasthan, Tamil Nadu, Nagaland, Andhra Pradesh, Uttar Pradesh, Once in 5 years: Maharashtra Once in 10 years:	Kerala	Delhi, Sikkim	Delhi	Sikkim
Remarks, including reasons for 'No' in Col 10:									
<ul style="list-style-type: none"> Delhi: DJB does not maintain any ward wise information Sikkim: No wardwise record 									
15.9	Per Capita Water supplied in LPCD	Manipur, Telangana, Rajasthan, West Bengal, Himachal Pradesh, Mizoram, Tamil Nadu, Gujarat, Lakshadweep, Andhra Pradesh, Uttar Pradesh, Maharashtra, Bihar	Delhi, Nagaland, Kerala	1: Telanagana, Rajasthan, West Bengal, Tamil Nadu, Gujarat, Andhra Pradesh, Maharashtra 3: Manipur Rajasthan, Himachal Pradesh, Mizoram, Nagaland, Lakshadweep, Bihar 5: Uttar Pradesh 9: Bihar	Monthly: Mizoram, Lakshadweep Half yearly: Annually: Manipur, Telanagana Rajasthan, Tamil Nadu, Nagaland, Andhra Pradesh, Uttar Pradesh, Once in 5 years: Maharashtra Once in 10 years:	Kerala	Delhi,	Delhi	
Remarks, including reasons for 'No' in Col 10:									
<ul style="list-style-type: none"> Delhi: DJB does not maintain any ward wise information Sikkim: No wardwise record 									

Sl. No	Item	Is Information available from Records?		If yes in Col 3,		If 'No' in Col4, is Information collectable from oral enquiry?		If 'No' in Col 8, is the information not at all collectable?	
		Yes	No	source code*	Periodicity of Updation of records	Yes	No	Yes	No
(1)	(2)	(3)	(4)	(5)	(6)	(7)	(8)	(9)	(10)
15.10	Total water consumption (surface and ground water)(MLD)	Manipur, Telangana, Rajasthan, West Bengal, Mizoram, Tamil Nadu, Gujarat, Lakshadweep, Andhra Pradesh, Uttar Pradesh, Bihar	Delhi, Kerala, Himachal Pradesh, Nagaland, Maharashtra	1: Telanagana, Rajasthan, West Bengal, Tamil Nadu, Gujarat, Andhra Pradesh, 3: Manipur Rajasthan, Mizoram, Nagaland, Lakshadweep, Bihar 5: Uttar Pradesh 9: Bihar	Monthly: Mizoram, Lakshadweep Half yearly: Annually: Manipur, Telanagana Rajasthan, Tamil Nadu, Nagaland, Andhra Pradesh, Uttar Pradesh, Once in 5 years: Once in 10 years:	Kerala	Delhi, Himachal Pradesh, Maharashtra	Delhi Himachal Pradesh, Maharashtra	
Remarks, including reasons for 'No' in Col. 10:									
<ul style="list-style-type: none"> Delhi: DJB does not maintain any ward wise information Sikkim: No wardwise record 									
15.11	Duration of supply (in hours)	Manipur, Sikkim, Telangana, Rajasthan, West Bengal, Mizoram, Gujarat, Lakshadweep, Andhra Pradesh, Uttar Pradesh, Maharashtra, Bihar	Delhi, Kerala	1:Telanagana, Rajasthan, West Bengal, Tamil Nadu, Gujarat, Andhra Pradesh, Maharashtra 3: Manipur, Sikkim, Rajasthan, Mizoram, Lakshadweep, Bihar 5: Uttar Pradesh 9: Bihar	Monthly: Mizoram, Lakshadweep Half yearly: Annually: Manipur, Telanagana Rajasthan, Tamil Nadu, Andhra Pradesh, Uttar Pradesh, Once in 5 years: Maharashtra Once in 10 years:	Kerala	Delhi,	Delhi	
Remarks, including reasons for 'No' in Col. 10:									
<ul style="list-style-type: none"> Delhi: DJB does not maintain any ward wise information 									
15.12	House service connections - No. of metered connections	Manipur, Telangana, Rajasthan, West Bengal, Himachal Pradesh, Mizoram, Tamil Nadu, Gujarat, Andhra Pradesh, Uttar Pradesh, Maharashtra, Bihar	Delhi, Sikkim, Kerala Nagaland,	1: Telanagana, Rajasthan, West Bengal, Tamil Nadu, Gujarat, Andhra Pradesh, Maharashtra 3: Manipur Rajasthan, Himachal Pradesh, Mizoram, Nagaland, Bihar 5: Uttar Pradesh	Monthly: Mizoram, Half yearly: Annually: Manipur, Telanagana Rajasthan, Tamil Nadu, Nagaland, Andhra Pradesh, Uttar Pradesh, Once in 5 years: Maharashtra Once in 10 years:	Kerala	Delhi, Sikkim	Delhi	Sikkim
Remarks, including reasons for 'No' in Col. 10:									
<ul style="list-style-type: none"> Delhi: DJB does not maintain any ward wise information Lakshadweep: House service connections are not available in Lakshadweep. Sikkim: No wardwise record 									

Sl. No	Item	Is Information available from Records?		If yes in Col. 3,		If 'No' in Col.4, is Information collectable from oral enquiry?		If 'No' in Col 8, is the information not at all collectable?	
		Yes	No	source code*	Periodicity of Updation of records	Yes	No	Yes	No
(1)	(2)	(3)	(4)	(5)	(6)	(7)	(8)	(9)	(10)
15.13	House service connections - No. of non metered connections	Manipur, Telangana, Rajasthan, West Bengal, Mizoram, Tamil Nadu, Gujarat, Nagaland, Andhra Pradesh, Uttar Pradesh, Maharashtra, Bihar	Delhi, Kerala, Himachal Pradesh,	1: Telanagana, Rajasthan, West Bengal, Tamil Nadu, Gujarat, Andhra Pradesh, Maharashtra 3: Manipur Rajasthan, Mizoram, Nagaland, Bihar 5: Uttar Pradesh 9: Bihar	Monthly: Mizoram, Half yearly: Annually: Manipur, Telanagana Rajasthan, Tamil Nadu, Nagaland, Andhra Pradesh, Uttar Pradesh, Once in 5 years: Once in 10 years: Monthly: Half yearly: Annually: Manipur, Telanagana Once in 5 years: Maharashtra Once in 10 years:	Kerala	Delhi, Sikkim, Himachal Pradesh,	Delhi, Himachal Pradesh,	Sikkim
Remarks, including reasons for 'No' in Col. 10:									
<ul style="list-style-type: none"> Delhi: DJB does not maintain any ward wise information Sikkim: No wardwise record 									
15.14	Total no. of commercial connections	Manipur, Sikkim, Telangana, Rajasthan, West Bengal, Himachal Pradesh, Mizoram, Tamil Nadu, Gujarat, Uttar Pradesh, Maharashtra, Bihar	Delhi, Kerala, Nagaland, Andhra Pradesh,	1: Telanagana, Rajasthan, West Bengal, Tamil Nadu, Gujarat, Maharashtra 3: Manipur Rajasthan, Himachal Pradesh, Mizoram, Nagaland, Bihar 5: Uttar Pradesh 9: Bihar	Monthly: Mizoram, Half yearly: Annually: Manipur, Telanagana Rajasthan, Tamil Nadu, Nagaland, Uttar Pradesh, Once in 5 years: Maharashtra Once in 10 years:	Kerala	Delhi, Andhra Pradesh,	Delhi	Andhra Pradesh,
Remarks, including reasons for 'No' in Col. 10:									
<ul style="list-style-type: none"> Delhi: DJB does not maintain any ward wise information Sikkim: No wardwise record 									

Sl. No	Item	Is Information available from Records?		If yes in Col.3,		If 'No' in Col.4, is Information collectable from oral enquiry?		If 'No' in Col 8, is the information not at all collectable?	
		Yes	No	source code*	Periodicity of Updation of records	Yes	No	Yes	No
(1)	(2)	(3)	(4)	(5)	(6)	(7)	(8)	(9)	(10)
15.15	Non-Revenue Water (%)	Manipur, Sikkim, Telangana, Rajasthan, West Bengal, Mizoram, Tamil Nadu, Gujarat, Uttar Pradesh, Maharashtra, Bihar	Delhi, Kerala, Himachal Pradesh, Nagaland, Andhra Pradesh,	1: Telanagana; Rajasthan, West Bengal, Tamil Nadu, Gujarat, Nagaland, Maharashtra 3: Manipur Rajasthan, Mizoram, Bihar 5: Uttar Pradesh 9: Bihar	Monthly: Mizoram, Half yearly. Annually: Manipur, Telanagana Rajasthan, Tamil Nadu, Nagaland,, Uttar Pradesh, Once in 5 years: Maharashtra Once in 10 years:	Kerala	Delhi, Himachal Pradesh, Andhra Pradesh,	Delhi Himachal Pradesh,	Andhra Pradesh,
Remarks, including reasons for 'No' in Col. 10:									
<ul style="list-style-type: none"> Delhi: DJB does not maintain any ward wise information Sikkim: No wardwise record 									
15.16	Unaccounted Water / Transmission loss (%)	Manipur, Sikkim, Telangana, Rajasthan, West Bengal, Mizoram, Tamil Nadu, Gujarat, Uttar Pradesh, Maharashtra, Bihar	Delhi, Kerala, Himachal Pradesh, Nagaland, Andhra Pradesh,	1: Telanagana, Rajasthan, West Bengal, Tamil Nadu, Gujarat, Nagaland, Maharashtra 3: Manipur Rajasthan, Mizoram, Bihar 5: Uttar Pradesh 9: Bihar	Monthly: Mizoram, Half yearly: Annually: Manipur, Telanagana Rajasthan, Tamil Nadu, Nagaland, Uttar Pradesh, Once in 5 years: Maharashtra Once in 10 years:	Kerala, Himachal Pradesh,	Delhi, Andhra Pradesh,	Delhi	, Andhra Pradesh,
Remarks, including reasons for 'No' in Col. 10:									
<ul style="list-style-type: none"> Delhi: DJB does not maintain any ward wise information Sikkim: No wardwise record 									

Note:

- Kerala (Kottayam): Ward wise data are not available. Water Authority keeps data for Municipality as a whole. If an Additional Survey will be conducted, the data may be available in the prescribed format.
- Kerala (Kozikhode): Ward wise geographical area is available. Every 5 year for election no of wards are revising by considering the increase in population. Area is not considering, only population aspects.

Block-16:

A: Availability Of Waste Water Treatment/ Drainage Facilities (Industrial)

Sl No	Item	Is Information available from Records?		If yes in Col 3,		If 'No' in Col4, is Information collectable from oral enquiry?		If 'No' in Col 8, is the information not at all collectable?	
		Yes	No	source code*	Periodicity of Updation of records	Yes	No	Yes	No
(1)	(2)	(3)	(4)	(5)	(6)	(7)	(8)	(9)	(10)
16.1	No. of hhds connected, no. of sewage treatment plants, quantity generated/ treated etc.	Telangana, Rajasthan, Mizoram, Tamil Nadu, Gujarat, Maharashtra, Bihar	Delhi, Sikkim, Kerala, Himachal Pradesh, Nagaland, , Andhra Pradesh, Uttar Pradesh	1: Telangana, Rajasthan, Tamil Nadu, Gujarat, Maharashtra 3: Mizoram, Gujarat, Nagaland,, Bihar 9: Bihar	Monthly: Mizoram, Half yearly: Annually: Telanagana Rajasthan, Tamil Nadu, Nagaland, Once in 5 years: Maharashtra Once in 10 years:	Uttar Pradesh	Delhi, Sikkim, Kerala, Himachal Pradesh, Andhra Pradesh,	Delhi, Himachal Pradesh,	Sikkim, Kerala, Andhra Pradesh,
Remarks, including reasons for 'No' in Col 10: <ul style="list-style-type: none"> Delhi: DJB does not maintain any ward wise information Sikkim: No wardwise record Kerala: No record is maintained for this purpose. West Bengal: Data not available Lakshadweep: No factories in Lakshadweep 									

B: Details on Urban Storm Water Drainage Facilities

Sl. No	Item	Is Information available from Records?		If yes in Col 3,		If 'No' in Col4, is Information collectable from oral enquiry?		If 'No' in Col 8, is the information not at all collectable?	
		Yes	No	source code*	Periodicity of Updation of records	Yes	No	Yes	No
(1)	(2)	(3)	(4)	(5)	(6)	(7)	(8)	(9)	(10)
16.2	No. of hhds connected, no. of sewage treatment plants, quantity generated/ treated etc.	Manipur, Telangana, Rajasthan, Mizoram, Gujarat, Maharashtra, Bihar	Delhi, Sikkim, Kerala, Himachal Pradesh, Tamil Nadu, Nagaland, , Andhra Pradesh, Uttar Pradesh	1: Telangana, Manipur, Rajasthan, Gujarat, Maharashtra 3: Mizoram, Gujarat, Nagaland,, Bihar 9: Bihar	Monthly: Mizoram, Half yearly: Annually: Telanagana, Manipur, Rajasthan, Nagaland, Once in 5 years: Maharashtra Once in 10 years:	Tamil Nadu, Uttar Pradesh	Delhi, Sikkim, Kerala, Himachal Pradesh, Andhra Pradesh,	Delhi, Himachal Pradesh,	Sikkim, Kerala, Andhra Pradesh,

Remarks, including reasons for 'No' in Col. 10:

- Delhi: DJB does not maintain any ward wise information
- Sikkim: No wardwise record
- Kerala: No record is maintained for this purpose.
- Manipur: Information collected from Council Office,
- West Bengal: Data not available
- Lakshadweep: No factories in Lakshadweep

C: Details on Sewerage and Sewage Treatment and onsite sanitation facilities

Sl. No	Item	Is Information available from Records?		If yes in Col. 3,		If 'No' in Col. 4, is Information collectable from oral enquiry?		If 'No' in Col 10, -is the information not at all collectable?	
		Yes	No	source code*	Periodicity of Updation of records	Yes	No	Yes	No
(1)	(2)	(3)	(4)	(5)	(6)	(7)	(8)	(9)	(10)
16.3	Population covered with sanitation facilities, Total length of existing drains and pucca drains	Telangana, Kerala, Rajasthan, West Bengal, Mizoram, Tamil Nadu, Lakshadweep, Maharashtra, Bihar	Delhi, Sikkim, Himachal Pradesh, Nagaland, Andhra Pradesh, Uttar Pradesh	1. Telangana Rajasthan, West Bengal, Tamil Nadu, Maharashtra 3: Kerala Mizoram, Nagaland, Lakshadweep, Bihar 4: Kerala	Monthly: Mizoram, Lakshadweep Half yearly: Annually: Telangana, Manipu Rajasthan, Tamil Nadu, Nagaland, Once in 5 years: Maharashtra Once in 10 years:	Uttar Pradesh	Delhi, Sikkim, Himachal Pradesh, Andhra Pradesh,	Delhi Himachal Pradesh	Sikkim, Andhra Pradesh,

Remarks, including reasons for 'No' in Col 10:

- Delhi: DJB does not maintain any ward wise information
- Sikkim: No wardwise record
- Kerala: Ward wise length of drains is not available. Only scheme wise details are available.
- Manipur: Sewerage and Sewage Treatment is under construction in Imphal Municipal Area

Note: 16.1-16.3 is not working in Pala Municipality. So data are not available. If these facilities are available in other Municipalities, the data may be collected.

Block 17: Housing Distribution of House Holds (HHs), No. Of persons

Sl. No	Item	Is Information available from Records?		If yes in Col.3,		If 'No' in Col4, is Information collectable from oral enquiry?		If 'No' in Col 8, is the information not at all collectable?	
		Yes	No	source code*	Periodicity of Updation of records	Yes	No	Yes	No
(1)	(2)	(3)	(4)	(5)	(6)	(7)	(8)	(9)	(10)
	No. of hhds, persons, area etc. by tenurial status i.e.	Sikkim, Telangana, Rajasthan, Mizoram,	Nagaland, Uttar Pradesh	1: Rajasthan, 3: Sikkim, Telangana, Rajasthan, Mizoram, Nagaland, 9: Bihar	Monthly: Mizoram, Half yearly: Annually: Telangana, Rajasthan, Nagaland, Once in 5 years: Once in 10 years:	Uttar Pradesh			
Remarks, including reasons for 'No' in Col 10: <ul style="list-style-type: none"> Lakshadweep: Not available 									
17.1	Owned	Manipur, Sikkim, Telangana, Kerala, Rajasthan, West Bengal, Mizoram, Gujarat, Andhra Pradesh, Bihar	Delhi, Himachal Pradesh, Tamil Nadu, Uttar Pradesh, Maharashtra	1: Manipur, Kerala, Rajasthan, West Bengal, Gujarat, Andhra Pradesh, 2: Gujarat, 3: Sikkim, Telangana, Kerala, Rajasthan, Mizoram, Bihar 9: Kerala, Bihar	Monthly: Mizoram, Half yearly: Annually: Telangana, Manipur, Kerala, Rajasthan, Andhra Pradesh, Once in 5 years: Once in 10 years::	Tamil Nadu, Uttar Pradesh, Maharashtra	Delhi, Himachal Pradesh,	Himachal Pradesh,	Delhi
Remarks, including reasons for 'No' in Col. 10: <ul style="list-style-type: none"> Manipur: Information collected from Council Office Kerala: Total area of HH of not available 									
17.2	Others	Manipur, Sikkim, Telangana, Kerala, Rajasthan, West Bengal, Mizoram, Gujarat, Bihar	Delhi, Himachal Pradesh, Tamil Nadu, Maharashtra, Andhra Pradesh, Uttar Pradesh	1: Manipur, Kerala, Rajasthan, West Bengal, Gujarat, 2: Gujarat, 3: Sikkim, Telangana, Kerala, Rajasthan, Mizoram, Bihar 9: Kerala, Bihar	Monthly: Mizoram, Half yearly: Annually: Telangana, Manipur, Kerala, Rajasthan, Once in 5 years: Once in 10 years::	Tamil Nadu, Uttar Pradesh, Maharashtra	Delhi, Himachal Pradesh, Andhra Pradesh,	Himachal Pradesh,	Delhi, Andhra Pradesh,
Remarks, including reasons for 'No' in Col. 10: <ul style="list-style-type: none"> Kerala: Total area of HH of not available 									

Block 18: Land Ownership And Rate

Sl. No	Item	Is information available from Records?		If yes in Col. 3,		If 'No' in Col.4, is Information collectable from oral enquiry?		If 'No' in Col 8, is the information not at all collectable?	
		Yes	No	source code*	Periodicity of Updation of records	Yes	No	Yes	No
(1)	(2)	(3)	(4)	(5)	(6)	(7)	(8)	(9)	(10)
18.1	No. of dwelling units (DU), area covered, average rate of DU by type of ownership - Public	Manipur, Telangana, Kerala, Rajasthan, West Bengal, Gujarat, Uttar Pradesh, Maharashtra, Bihar	Delhi, Kerala (Kozhicode), Himachal Pradesh, Mizoram, Tamil Nadu, Nagaland, Andhra Pradesh, Sikkim,	1: Telangana, Manipur, Rajasthan, West Bengal, Gujarat, 3:Kerala, Bihar 4: Manipur Uttar Pradesh 5: Nagaland, 9: Maharashtra, Bihar	Monthly: Half yearly: Annually: Telanagana, Manipur, Kerala, Rajasthan, Nagaland, Uttar Pradesh Once in 5 years: Maharashtra Once in 10 years::		Delhi, Kerala (Kozhicode) , Himachal Pradesh, Mizoram, Tamil Nadu, , Andhra Pradesh, Sikkim	Kerala (Kozhicode) Himachal Pradesh,	Delhi, Andhra Pradesh, Sikkim,
Remarks, including reasons for 'No' in Col. 10: <ul style="list-style-type: none"> • Manipur: Information collected from Council Office/ Land Revenue Official • West Bengal: Data not available in Bhadreswar Municipality • Sikkim: No ward wise records • Lakshadweep: Not applicable 									
18.2	No. of dwelling units (DU), area covered, average rate of DU by type of ownership Pvt. Developers & Promoters	Manipur, Telangana, Rajasthan, West Bengal, Gujarat, Uttar Pradesh, Bihar	Delhi, Kerala , Himachal Pradesh, Mizoram, Tamil Nadu, Nagaland, , Andhra Pradesh, Maharashtra	1: Telangana, Manipur, Rajasthan, West Bengal, Gujarat, 3: Rajasthan, Bihar 4: Manipur Uttar Pradesh 5: Nagaland, 9: Bihar	Monthly: Half yearly: Annually: Telanagana, Manipur, Rajasthan, Nagaland, Uttar Pradesh Once in 5 years: Once in 10 years::	Kerala (Kottayam) Maharashtra	Delhi, Kerala (Kozhicode) , Himachal Pradesh, Mizoram, Tamil Nadu, , Andhra Pradesh,	Kerala (Kozhicode) Himachal Pradesh,	Delhi, Andhra Pradesh,
Remarks, including reasons for 'No' in Col. /: <ul style="list-style-type: none"> • Kerala: Information collected from councillor & contractor • West Bengal: Data not available in Bhadreswar Municipality 									

Sl. No	Item	Is Information available from Records?		If yes in Col. 3,		If 'No' in Col4, is Information collectable from oral enquiry?		If 'No' in Col 8, is the information not at all collectable?	
		Yes	No	source code*	Periodicity of Updation of records	Yes	No	Yes	No
(1)	(2)	(3)	(4)	(5)	(6)	(7)	(8)	(9)	(10)
18.3	No. of dwelling units (DU), area covered, average rate of DU by type of ownership - Pvt. Authorised Individuals	Manipur, Telangana, Rajasthan, West Bengal, Gujarat, Nagaland, Andhra Pradesh, Uttar Pradesh, Bihar	Delhi, Kerala, Himachal Pradesh, Mizoram, Tamil Nadu, Maharashtra	1: Telangana, Manipur, Rajasthan, West Bengal, Gujarat, Andhra Pradesh, 3: Rajasthan, Bihar 4: Manipur Uttar Pradesh 5: Nagaland, 9: Bihar	Monthly: Half yearly: Annually: Telanagana, Manipur, Rajasthan, Nagaland, Andhra Pradesh, Uttar Pradesh Once in 5 years: Once in 10 years:	Kerala (Kottayam), Tamil Nadu, Maharashtra	Delhi, Kerala (Kozhicode), Himachal Pradesh, Mizoram,	Kerala (Kozhicode), Himachal Pradesh, Mizoram,	Delhi,
Remarks, including reasons for 'No' in Col 10:									
<ul style="list-style-type: none"> Kerala: Information collected from councillor & contractor West Bengal: Data not available in Bhadreswar Municipality 									
18.4	No. of dwelling units (DU), area covered, average rate of DU by type of ownership - Pvt. Unauthorised individuals	Manipur, Telangana, Kerala, Rajasthan, West Bengal, Gujarat, Nagaland, Uttar Pradesh	Delhi, Himachal Pradesh, Mizoram, Tamil Nadu, Andhra Pradesh, Maharashtra, Bihar	1: Telangana, Manipur, Kerala Rajasthan, West Bengal, Gujarat, 3: Rajasthan, 4: Manipur Uttar Pradesh 5: Nagaland,	Monthly: Half yearly: Annually: Telanagana, Manipur, Kerala, Rajasthan, Nagaland, Uttar Pradesh Once in 5 years: Once in 10 years:	Tamil Nadu, Maharashtra, Bihar	Delhi, Himachal Pradesh, Andhra Pradesh,	Himachal Pradesh, Mizoram,	Delhi, Andhra Pradesh,
Remarks, including reasons for 'No' in Col 10:									
<ul style="list-style-type: none"> West Bengal: Data not available in Bhadreswar Municipality 									


Sl. No	Item	Is Information available from Records?		If yes in Col. 3,		If 'No' in Col4, is Information collectable from oral enquiry?		If 'No' in Col 8, is the information not at all collectable?	
		Yes	No	source code*	Periodicity of Updation of records	Yes	No	Yes	No
(1)	(2)	(3)	(4)	(5)	(6)	(7)	(8)	(9)	(10)
18.5	No. of dwelling units (DU), area covered, average rate of DU by type of ownership - others	Manipur, Telangana, Kerala Rajasthan, West Bengal, Tamil Nadu, Gujarat, Nagaland, Uttar Pradesh	Delhi, Himachal Pradesh, Mizoram, Tamil Nadu, Andhra Pradesh, Maharashtra, Bihar	1: Telangana, Manipur, Kerala Rajasthan, West Bengal, Gujarat, 3: Rajasthan, 4: Manipur Uttar Pradesh 5: Nagaland,	Monthly: Half yearly: Annually: Telanagana, Manipur, Kerala, Rajasthan, Nagaland, Uttar Pradesh Once in 5 years: Once in 10 years::	Tamil Nadu, Maharashtra, Bihar	Delhi, Himachal Pradesh, Andhra Pradesh,	Himachal Pradesh, Mizoram,	Delhi, Andhra Pradesh,
Remarks, including reasons for 'No' in Col. 10: • West Bengal: Data not available in Bhadreswar Municipality									
18.6	Total	Telangana, Kerala Rajasthan, West Bengal, Tamil Nadu, Gujarat, Andhra Pradesh, Uttar Pradesh, Bihar	Delhi, Himachal Pradesh, Mizoram, Maharashtra	1: Telangana, Kerala Rajasthan, West Bengal, Gujarat, Andhra Pradesh, 3: Rajasthan, Bihar 4: Uttar Pradesh 5: Nagaland,	Monthly: Half yearly: Annually: Tetanagana, Kerala, Rajasthan, Andhra Pradesh, Uttar Pradesh Once in 5 years: Once in 10 years::	Tamil Nadu, Maharashtra	Delhi, Himachal Pradesh,	Himachal Pradesh, Mizoram,	Delhi,
Remarks, including reasons for 'No' in Col. 10: • West Bengal: Data not available in Bhadreswar Municipality									

Block 19: Urban Heritage

Listed Urban Heritages in city (as per ULB list of protected monuments) and Other un-listed significant Heritage buildings or sites:

Sl. No	Item	Is Information available from Records?		If yes in Col. 3,		If 'No' in Col4, is Information collectable from oral enquiry?		If 'No' in Col 8, is the information not at all collectable?	
		Yes	No	source code*	Periodicity of Updation of records	Yes	No	Yes	No.
(1)	(2)	(3)	(4)	(5)	(6)	(7)	(8)	(9)	(10)
	Name, significance, age etc.	Manipur, Telangana, Kerala, Rajasthan, West Bengal, Himachal Pradesh, Tamil Nadu, Andhra Pradesh, Maharashtra, Bihar	Delhi, Nagaland, Uttar Pradesh	1: Telanagana Rajasthan, West Bengal, Himachal Pradesh, Tamil Nadu, Andhra Pradesh, Maharashtra 3: Kerala, Nagaland, Bihar 9: Manipur, Bihar	Monthly: Half yearly: Annually: Telanagana, Kerala, Manipur Rajasthan, Tamil Nadu, Nagaland, Andhra Pradesh, Once in 5 years: Maharashtra Once in 10 years:	Uttar Pradesh	Delhi		Delhi
<p>Remarks, including reasons for 'No' in Col. 10:</p> <ul style="list-style-type: none"> • Manipur: Information collected from Archiology Department • Delhi: Office of the Archeological Survey confirmed that no urban heritage exists. • Kerala: Listed urban heritage is not situated in this Municipality. One unlisted heritage named 'Nasrani Tharavadu' in ward 20 is situated in this municipality • West Bengal: Data not available in Bhadreswar Municipality • Lakshadweep: Not applicable 									

Schedule B



Block 20: Land Utilization

Sl No	Item	Is Information available from Records?		If yes in Col 3,		If 'No' in Col 4, is Information collectable from oral enquiry?		If 'No' in Col 8, is the information not at all collectable?	
		Yes	No	source code*	Periodicity of updation of records	Yes	No	Yes	No
(1)	(2)	(3)	(4)	(5)	(6)	(7)	(8)	(9)	(10)
20.1	Geographical Area of the Town	Manipur, Delhi, Sikkim, Telangana, Kerala, Tamil Nadu, Himachal Pradesh, Mizoram, Rajasthan, West Bengal, Karnataka, Haryana, Andhra Pradesh, Uttar Pradesh, Maharashtra, Bihar, Uttarakhand	Nagaland	1: Manipur, Sikkim, Telanagana, Tamil Nadu, Himachal Pradesh, Rajasthan, West Bengal, Maharashtra, Bihar, Uttarakhand 3: Delhi, Kerala, Nagaland, Mizoram 4: Rajasthan, Karnataka, Haryana, Uttar Pradesh 5: Andhra Pradesh 9: Kerala	Annually: Telanagana, Manipur, Kerala, Nagaland, Tamil Nadu, Himachal Pradesh, Mizoram, Rajasthan, Karnataka, Haryana, Andhra Pradesh, Uttar Pradesh, Uttarakhand Once in 5 years: Maharashtra		Nagaland, Karnataka	Nagaland	
Remarks, including reasons for 'No' in Col 10: <ul style="list-style-type: none"> Manipur: Information collected from Municipal Office Kerala: Information collected from Taluk Statistics Office 									
20.2	Area under forest including Social forestry	Manipur, Sikkim, Telangana, Kerala, Nagaland, Tamil Nadu, Himachal Pradesh, Mizoram, Rajasthan, West Bengal, Karnataka, Haryana, Andhra Pradesh, Uttar Pradesh, Maharashtra, Bihar, Uttarakhand	Delhi, Karnataka	1: Manipur, Telanagana, Tamil Nadu, Himachal Pradesh, Rajasthan, West Bengal, Maharashtra, Bihar 3: Kerala, Nagaland, Mizoram, Uttarakhand 4: Rajasthan, Haryana 5: Andhra Pradesh 9: Kerala, Sikkim, Uttar Pradesh	Annually: Telanagana, Manipur, Kerala, Nagaland, Tamil Nadu, Himachal Pradesh, Mizoram, Rajasthan, Haryana, Andhra Pradesh, Uttar Pradesh, Uttarakhand Once in 5 years: Maharashtra		Delhi, Karnataka		Delhi
Remarks, including reasons for 'No' in Col 10:									
20.3	Area under agricultural Use	Manipur, Delhi, Sikkim, Telangana, Kerala, Nagaland, Tamil Nadu, Himachal Pradesh, Mizoram, Rajasthan, West Bengal, Karnataka, Haryana, Andhra Pradesh, Uttar Pradesh, Maharashtra, Bihar, Uttarakhand		1: Manipur, Telanagana, Tamil Nadu, Rajasthan, West Bengal, Maharashtra 3: Delhi, Kerala, Nagaland, Mizoram, Bihar, Uttarakhand 4: Himachal Pradesh, Rajasthan, Karnataka, Haryana, Uttar Pradesh 5: Andhra Pradesh 9: Kerala, Sikkim	Annually: Telanagana, Manipur, Kerala, Nagaland, Tamil Nadu, Mizoram, Rajasthan, Karnataka, Haryana, Andhra Pradesh, Uttar Pradesh, Uttarakhand Once in 2 years: Himachal Pradesh Once in 5 years: Maharashtra		Karnataka		
Remarks, including reasons for 'No' in Col 10:									

Sl. No	Item	Is Information available from Records?		If yes in Col. 3, source code*	Periodicity of updation of records	If 'No' in Col 4, is Information collectable from oral enquiry?		If 'No' in Col 8, is the information not at all collectable?	
		Yes	No			Yes	No	Yes	No
(1)	(2)	(3)	(4)	(5)	(6)	(7)	(8)	(9)	(10)
20.4	Area Non-agricultural Use (20.5+20.6+10.7+20.8+20.9+20.10+20.11+20.12+20.13+20.14)	Telangana, Tamil Nadu, Himachal Pradesh, Mizoram, Rajasthan, West Bengal, Karnataka Haryana, Andhra Pradesh Uttar Pradesh, Maharashtra, Bihar, Uttarakhand	Sikkim, Kerala	1: Telangana, Tamil Nadu, Rajasthan, West Bengal, Maharashtra 3: Mizoram, Bihar, Uttarakhand 4: Rajasthan, Karnataka, Haryana 5: Andhra Pradesh 9: Uttar Pradesh	Annually: Telangana, Nagaland, Tamil Nadu, Mizoram, Rajasthan, Karnataka, Haryana, Andhra Pradesh, Uttar Pradesh, Uttarakhand Once in two years: Himachal Pradesh Once in 5 years: Maharashtra	Kerala	Sikkim, Kerala, Karnataka		Sikkim, Kerala
Remarks, including reasons for 'No' in Col. 10:									
<ul style="list-style-type: none"> Sikkim: No records Kerala: Total non agricultural area is available. Category wise data not available. 									
20.5	Residential	Manipur, Telangana, Tamil Nadu, Mizoram Rajasthan, West Bengal Karnataka, Haryana, Andhra Pradesh, Uttar Pradesh, Maharashtra, Bihar, Uttarakhand	Delhi, Kerala, Himachal Pradesh	1: Manipur, Telangana, Tamil Nadu, Rajasthan, West Bengal, Maharashtra, Uttarakhand 3: Mizoram, Bihar 4: Himachal Pradesh, Rajasthan, Karnataka, Haryana, Uttar Pradesh 5: Nagaland, Andhra Pradesh	Annually: Telangana, Manipur, Nagaland, Tamil Nadu, Mizoram, Rajasthan, Karnataka, Haryana, Andhra Pradesh, Uttar Pradesh, Uttarakhand Once in 5 years: Maharashtra	Kerala	Delhi Himachal Pradesh Karnataka	Himachal Pradesh	Delhi
Remarks, including reasons for 'No' in Col. 10:									
20.6	Commercial	Manipur, Telangana, Tamil Nadu, Mizoram, Rajasthan, West Bengal, Karnataka, Haryana, Andhra Pradesh, Uttar Pradesh, Maharashtra, Bihar, Uttarakhand	Delhi, Kerala, Himachal Pradesh	1: Manipur, Telangana, Tamil Nadu, Rajasthan, West Bengal, Maharashtra, Uttarakhand 3 Mizoram, Bihar 4: Rajasthan, Karnataka, Haryana, Uttar Pradesh 5: Andhra Pradesh	Annually: Telangana, Manipur, Nagaland, Tamil Nadu, Mizoram, Rajasthan, Karnataka, Haryana, Andhra Pradesh, Uttar Pradesh, Uttarakhand Once in 5 years: Maharashtra	Kerala	Delhi Himachal Pradesh Karnataka	Himachal Pradesh	Delhi
Remarks, including reasons for 'No' in Col. 10:									
20.7	Industrial	Manipur, Telangana, Tamil Nadu, Mizoram, Rajasthan, West Bengal, Karnataka, Haryana, Andhra Pradesh, Uttar Pradesh, Maharashtra, Bihar, Uttarakhand	Delhi, Kerala, Himachal Pradesh	1: Manipur, Telangana, Tamil Nadu, Rajasthan, West Bengal, Maharashtra, Uttarakhand 3 Mizoram, Bihar 4: Rajasthan, Karnataka, Haryana, Uttar Pradesh 5: Andhra Pradesh	Annually: Telangana, Manipur, Nagaland, Tamil Nadu, Mizoram, Rajasthan, Haryana, Andhra Pradesh, Uttar Pradesh, Uttarakhand Once in 5 years: Maharashtra	Kerala	Delhi Himachal Pradesh Karnataka	Himachal Pradesh	Delhi
Remarks, including reasons for 'No' in Col. 10:									

Sl. No	Item	Is information available from Records?	No	If yes in Col. 3,		If 'No' in Col.4, is information collectable from oral enquiry?		If 'No' in Col.8, is the information not at all collectable?	
				source code*	Periodicity of updation of records	Yes	No	Yes	No
(1)	(2)	(3)	(4)	(5)	(6)	(7)	(8)	(9)	(10)
20.8	For Recreational Activity	Manipur, Delhi, Telangana, Tamil Nadu, Mizoram, Rajasthan, West Bengal, Karnataka, Haryana, Andhra Pradesh, Uttar Pradesh, Maharashtra, Bihar, Uttarakhand	Delhi, Kerala, Nagaland, Himachal Pradesh	1: Manipur, Telanagana, Tamil Nadu, Rajasthan, West Bengal, Maharashtra, Uttarakhand 3: Delhi, Nagaland, Mizoram, Bihar 4: Rajasthan, Karnataka, Haryana, Uttar Pradesh 5: Andhra Pradesh	Annually: Telanagana, Manipur, Tamil Nadu, Mizoram, Rajasthan, Haryana, Andhra Pradesh, Uttar Pradesh, Uttarakhand Once in 5 years: Maharashtra	Kerala Mizoram	Himachal Pradesh Karnataka	Himachal Pradesh	
Remarks, including reasons for 'No' in Col. 10:									
20.9	Public (vacant)	Manipur, Telangana, Tamil Nadu, Rajasthan, West Bengal, Karnataka, Haryana, Andhra Pradesh, Uttar Pradesh, Maharashtra, Bihar, Uttarakhand	Delhi, Kerala, Nagaland, Himachal Pradesh, Mizoram	1: Manipur, Telanagana, Tamil Nadu, Rajasthan, West Bengal, Uttarakhand 3: Nagaland, Mizoram, Bihar 4: Rajasthan, Karnataka, Haryana, Uttar Pradesh 5: Andhra Pradesh	Annually: Telanagana, Manipur, Nagaland, Tamil Nadu, Rajasthan, Haryana, Andhra Pradesh, Uttar Pradesh, Uttarakhand Once in 5 years: Maharashtra	Kerala	Delhi, Himachal Pradesh, Mizoram, Karnataka	Himachal Pradesh	Delhi
Remarks, including reasons for 'No' in Col. 10:									
20.10	Transportation	Manipur, Delhi, Telangana, Nagaland, Tamil Nadu, Rajasthan, West Bengal, Karnataka, Haryana, Andhra Pradesh, Uttar Pradesh, Maharashtra, Bihar, Uttarakhand	Kerala, Himachal Pradesh, Mizoram	1: Manipur, Telanagana, Tamil Nadu, Rajasthan, West Bengal, Maharashtra, Uttarakhand 3: Delhi, Nagaland, Mizoram, Bihar 4: Rajasthan, Karnataka, Haryana, Uttar Pradesh 5: Andhra Pradesh	Annually: Telanagana, Manipur, Nagaland, Tamil Nadu, Rajasthan, Karnataka, Haryana, Andhra Pradesh, Uttar Pradesh, Uttarakhand Once in 5 years: Maharashtra Once in 10 years:	Kerala	Himachal Pradesh, Karnataka	Himachal Pradesh	
Remarks, including reasons for 'No' in Col. 10:									
20.11	Public Utilities	Manipur, Delhi, Telangana, Tamil Nadu, Mizoram, Rajasthan, West Bengal, Karnataka, Andhra Pradesh, Uttar Pradesh, Maharashtra, Bihar, Uttarakhand	Kerala, Nagaland, Himachal Pradesh	1: Manipur, Telanagana, Tamil Nadu, Rajasthan, West Bengal, Maharashtra, Uttarakhand 3: Delhi, Nagaland, Mizoram, Bihar 4: Rajasthan, Karnataka, Haryana, Uttar Pradesh 5: Andhra Pradesh	Annually: Telanagana, Manipur, Nagaland, Tamil Nadu, Mizoram, Rajasthan, Karnataka, Haryana, Andhra Pradesh, Uttar Pradesh, Uttarakhand Once in 5 years: Maharashtra	Kerala	Himachal Pradesh, Karnataka	Himachal Pradesh	
Remarks, including reasons for 'No' in Col. 10:									

Sl. No.	Item	Is Information available from Records?	If 'Yes' in Col. 3,			If 'No' in Col. 4, is Information collectable from oral enquiry?		If 'No' in Col. 8, is the information not at all collectable?	
			Yes	No	source code*	Periodicity of updation of records	Yes	No	Yes
(1)	(2)	(3)	(4)	(5)	(6)	(7)	(8)	(9)	(10)
20.12	Reclaimed Land	Manipur, Telangana, Tamil Nadu, Rajasthan, Mizoram, West Bengal, Karnataka, Haryana, Uttar Pradesh, Maharashtra, Bihar, Uttarakhand	Delhi, Kerala, Nagaland, Himachal Pradesh, Andhra Pradesh	1: Manipur, Telangana, Tamil Nadu, Rajasthan, West Bengal, Uttarakhand 3: Nagaland, Mizoram, Bihar 4: Rajasthan, Haryana, Uttar Pradesh, Maharashtra 5: Andhra Pradesh	Annually: Telangana, Manipur, Nagaland, Tamil Nadu, Mizoram, Rajasthan, Haryana, Uttarakhand Once in 5 years: Uttar Pradesh, Maharashtra	Kerala,	Delhi, Nagaland, Himachal Pradesh, Karnataka, Andhra Pradesh	Himachal Pradesh	Delhi, Andhra Pradesh
Remarks, including reasons for 'No' in Col. 10:									
20.13	Land under still water	Manipur, Telangana, Kerala, Tamil Nadu, Mizoram, Rajasthan, West Bengal, Karnataka, Haryana, Andhra Pradesh, Uttar Pradesh, Maharashtra, Bihar, Uttarakhand	Delhi, Nagaland, Himachal Pradesh	1: Manipur, Telangana, Tamil Nadu, Rajasthan, West Bengal, Uttarakhand 3: Kerala, Nagaland, Mizoram, Bihar 4: Rajasthan, Haryana, Uttar Pradesh, Maharashtra 5: Andhra Pradesh 9: Kerala (Taluk Stat office)	Annually: Telangana, Manipur, Kerala, Nagaland, Tamil Nadu, Mizoram, Rajasthan, Haryana, Andhra Pradesh, Uttar Pradesh, Uttarakhand Once in 5 years: Maharashtra		Delhi, Nagaland, Himachal Pradesh, Karnataka, Andhra Pradesh	Himachal Pradesh	Delhi, Andhra Pradesh
Remarks, including reasons for 'No' in Col. 10:									
20.14	Marshy land	Manipur, Telangana, Kerala, Tamil Nadu, Mizoram, Rajasthan, West Bengal, Karnataka, Haryana, Uttar Pradesh, Maharashtra, Bihar, Uttarakhand	Delhi, Nagaland, Himachal Pradesh, Andhra Pradesh	1: Manipur, Telangana, Tamil Nadu, Rajasthan, West Bengal, Uttarakhand 3: Kerala, Nagaland, Mizoram, Bihar 4: Rajasthan, Haryana, Uttar Pradesh, Maharashtra 5: Andhra Pradesh 9: Kerala (Taluk Stat office)	Annually: Telangana, Manipur, Kerala, Nagaland, Tamil Nadu, Mizoram, Rajasthan, Haryana, Uttar Pradesh, Uttarakhand Once in 5 years: Maharashtra		Delhi, Nagaland, Himachal Pradesh, Karnataka	Himachal Pradesh	Delhi
Remarks, including reasons for 'No' in Col. 10:									
	Area Irrigated by source (in Hectare)	Telangana, Tamil Nadu, Karnataka, Uttar Pradesh		1: West Bengal 4: Tamil Nadu, Haryana, Uttar Pradesh			Karnataka	Himachal Pradesh	
20.15	Government canals	Telangana, Kerala, Tamil Nadu, Mizoram, Rajasthan, West Bengal, Karnataka, Haryana, Andhra Pradesh, Uttar Pradesh, Maharashtra, Bihar, Uttarakhand	Delhi, Manipur, Nagaland, Himachal Pradesh	1: Manipur, Telangana, Tamil Nadu, Rajasthan, West Bengal, Bihar 3: Kerala, Nagaland, Mizoram, Uttarakhand 4: Rajasthan, Haryana, Uttar Pradesh 5: Andhra Pradesh 9: Kerala (Taluk Stat office), Maharashtra	Annually: Telangana, Manipur, Kerala, Nagaland, Tamil Nadu, Mizoram, Rajasthan, Haryana, Andhra Pradesh, Uttar Pradesh, Uttarakhand Once in 5 years: Maharashtra	Manipur	Delhi, Nagaland, Himachal Pradesh, Karnataka	Himachal Pradesh	
Remarks, including reasons for 'No' in Col. 10: • Kerala: Estimated figure are available									

Sl No	Item	Is Information available from Records?		If yes in Col 3,		If 'No' in Col 4, is Information collectable from oral enquiry?		If 'No' in Col 8, is the information not at all collectable?	
		Yes	No	source code*	Periodicity of updation of records	Yes	No	Yes	No
(1)	(2)	(3)	(4)	(5)	(6)	(7)	(8)	(9)	(10)
20.16	Wells /Tubewells	Telangana, Kerala, Tamil Nadu, Mizoram, Rajasthan, West Bengal, Karnataka, Haryana, Andhra Pradesh, Uttar Pradesh, Maharashtra, Bihar, Uttarakhand	Delhi, Manipur, Nagaland, Himachal Pradesh	1: Manipur, Telangana, Tamil Nadu, Rajasthan, West Bengal, Bihar 3: Kerala, Nagaland, Mizoram, Uttarakhand 4: Rajasthan, Haryana, Uttar Pradesh 5: Andhra Pradesh 9: Kerala (Taluk Stat. office), Maharashtra	Annually: Telangana, Manipur, Kerala, Nagaland, Tamil Nadu, Mizoram, Rajasthan, Haryana, Andhra Pradesh, Uttar Pradesh, Uttarakhand Once in 5 years: Maharashtra	Manipur,	Delhi, Nagaland, Himachal Pradesh, Karnataka	Himachal Pradesh	Delhi
Remarks, including reasons for 'No' in Col 10: • Kerala: Estimated figure are available									
20.17	Tanks	Telangana, Kerala, Tamil Nadu, Mizoram, Rajasthan, West Bengal, Karnataka, Haryana, Uttar Pradesh, Maharashtra, Bihar, Uttarakhand	Delhi, Manipur, Nagaland, Himachal Pradesh, Andhra Pradesh	1: Manipur, Telangana, Tamil Nadu, Rajasthan, West Bengal, Bihar 3: Kerala, Nagaland, Mizoram, Uttarakhand 4: Rajasthan, Haryana, Uttar Pradesh 5: Andhra Pradesh 9: Kerala (Taluk Stat. office), Maharashtra	Annually: Telangana, Manipur, Kerala, Nagaland, Tamil Nadu, Mizoram, Rajasthan, Haryana, Uttar Pradesh, Uttarakhand Once in 5 years: Maharashtra	Manipur	Delhi, Nagaland, Himachal Pradesh, Karnataka, Andhra Pradesh	Himachal Pradesh	Delhi, Andhra Pradesh
Remarks, including reasons for 'No' in Col 10: • Kerala: Estimated figure are available									
20.18	Micro irrigation	Telangana, Kerala, Tamil Nadu, Mizoram, Rajasthan, West Bengal, Karnataka, Haryana, Uttar Pradesh, Maharashtra, Bihar, Uttarakhand	Delhi, Manipur, Nagaland, Himachal Pradesh, Andhra Pradesh	1: Manipur, Telangana, Tamil Nadu, Rajasthan, West Bengal, Bihar 3: Kerala, Nagaland, Mizoram, Uttarakhand 4: Rajasthan, Haryana, Uttar Pradesh 5: Andhra Pradesh 9: Kerala (Taluk Stat. office), Maharashtra	Annually: Telangana, Manipur, Nagaland, Tamil Nadu, Mizoram, Rajasthan, Haryana, Uttar Pradesh, Uttarakhand Once in 5 years: Maharashtra	Manipur	Delhi, Nagaland, Himachal Pradesh, Karnataka, Andhra Pradesh	Himachal Pradesh	Delhi, Andhra Pradesh
Remarks, including reasons for 'No' in Col 10: • Kerala: Estimated figure are available									

Sl. No	Item	Is Information available from Records?		If yes in Col.3,		If 'No' in Col4, is information collectable from oral enquiry?		If 'No' in Col 8, is the information not at all collectable?	
		Yes	No	source code*	Periodicity of updation of records	Yes	No	Yes	No
(1)	(2)	(3)	(4)	(5)	(6)	(7)	(8)	(9)	(10)
20.19	Other source	Telangana, Kerala, Tamil Nadu, Mizoram, Rajasthan, West Bengal, Karnataka, Haryana, Uttar Pradesh, Maharashtra, Bihar, Uttarakhand	Delhi, Manipur, Himachal Pradesh, Andhra Pradesh	1: Manipur, Telanagana, Tamil Nadu, Rajasthan, West Bengal, Bihar 3: Kerala, Nagaland, Mizoram, Uttarakhand 4: Rajasthan, Haryana, Uttar Pradesh 5: Andhra Pradesh 9: Kerala (Taluk Stat. office), Maharashtra	Annually: Telanagana, Manipur, Kerala, Nagaland, Tamil Nadu, Mizoram, Rajasthan, Haryana, Uttar Pradesh, Uttarakhand Once in 5 years: Maharashtra	Manipur	Delhi Himachal Pradesh, Andhra Pradesh	Himachal Pradesh	Delhi Andhra Pradesh
Remarks, including reasons for 'No' in Col. 10:									
• Kerala: Estimated figure are available									
20.20	Total irrigated land (20.15 to 20.19)	Telangana, Kerala, Tamil Nadu, Mizoram, Rajasthan, West Bengal, Haryana, Andhra Pradesh, Uttar Pradesh, Maharashtra, Bihar	Delhi, Nagaland, Himachal Pradesh, Karnataka	1: Manipur, Telanagana, Tamil Nadu, Rajasthan, West Bengal, Bihar 3: Kerala, Nagaland, Mizoram 4: Rajasthan, Haryana, Uttar Pradesh 5: Andhra Pradesh 9: Kerala (Taluk Stat. office), Maharashtra	Annually: Telanagana, Kerala, Nagaland, Tamil Nadu, Mizoram, Rajasthan, Haryana, Andhra Pradesh, Uttar Pradesh Once in 5 years: Maharashtra		Delhi, Nagaland Himachal Pradesh	Himachal Pradesh	Delhi
Remarks, including reasons for 'No' in Col. 10:									
	Natural Resources	Telangana	Karnataka	1: Telangana, Tamil Nadu, West Bengal 4: Uttar Pradesh	Annually: Tclanagana				
20.21	River Length (Km.)	Delhi, Telangana, Kerala, Tamil Nadu, Mizoram, Rajasthan, West Bengal, Haryana, Andhra Pradesh, Uttar Pradesh, Maharashtra, Bihar, Uttarakhand	Manipur, Nagaland, Himachal Pradesh, Karnataka	1: Manipur, Telanagana, Tamil Nadu, Rajasthan, West Bengal, Bihar, Uttarakhand 3: Kerala, Nagaland, Mizoram 4: Rajasthan, Haryana, Uttar Pradesh 5: Andhra Pradesh 9: Kerala (Taluk Stat. office), Maharashtra	Monthly: Mizoram Annually: Telanagana, Manipur, Kerala, Nagaland, Tamil Nadu, Rajasthan, Haryana, Andhra Pradesh, Uttar Pradesh, Uttarakhand Once in 5 years: Maharashtra	Manipur	Kerala Himachal Pradesh	Himachal Pradesh	Kerala
Remarks, including reasons for 'No' in Col. 10:									
• Kerala: Estimated figure are available									

Sl. No	Item	Is Information available from Records? :		If yes in Col. 3, source code*	Periodicity of updation of records	If 'No' in Col 4, is Information collectable from oral enquiry?		If 'No' in Col 8, is the information not at all collectable?		
		Yes	No			Yes	No	Yes	No	
(1)										(2)
20.23	Canal Length (km)	Telangana, Kerala, Tamil Nadu, Mizoram, Rajasthan, West Bengal, Haryana, Andhra Pradesh, Uttar Pradesh, Maharashtra, Bihar, Uttarakhand	Delhi, Manipur, Nagaland, Himachal Pradesh, Karnataka	1: Manipur, Telanagana, Tamil Nadu, Rajasthan, West Bengal, Bihar, Uttarakhand 3: Kerala, Nagaland, Mizoram 4: Rajasthan, Haryana, Andhra Pradesh 9: Kerala (Taluk Stat. office), Uttar Pradesh, Maharashtra	Monthly: Mizoram Annually: Telanagana, Manipur, Kerala, Nagaland, Tamil Nadu, Rajasthan, Haryana, Andhra Pradesh, Uttar Pradesh, Uttarakhand Once in 5 years: Maharashtra	Manipur	Delhi, Nagaland, Himachal Pradesh	Himachal Pradesh	Delhi	
Remarks, including reasons for 'No' in Col. 10:										
<ul style="list-style-type: none"> Kerala: Estimated figure are available 										
20.24	Mines (Number)	Telangana, Kerala, Tamil Nadu, Mizoram, Rajasthan, West Bengal, Haryana, Uttar Pradesh, Bihar, Maharashtra	Delhi, Manipur, Nagaland, Himachal Pradesh, Karnataka, Andhra Pradesh, Uttarakhand	1: Manipur, Telanagana, Tamil Nadu, Rajasthan, West Bengal, Bihar, Mizoram 4: Rajasthan, Haryana, Andhra Pradesh 9: Kerala (Taluk Stat. office), Uttar Pradesh, Maharashtra	Annually: Telanagana, Manipur, Kerala, Nagaland, Tamil Nadu, Rajasthan, Haryana, Uttar Pradesh Once in 5 years: Maharashtra	Manipur	Delhi, Nagaland, Himachal Pradesh, Andhra Pradesh, Uttarakhand	Kerala, Himachal Pradesh	Delhi, Andhra Pradesh, Uttarakhand	
Remarks, including reasons for 'No' in Col. 10:										
<ul style="list-style-type: none"> Kerala: Estimated figure are available West Bengal: Periodicity of records Not Available, Data not available in Dankuni Municipality. Karnataka: No information as per records 										

Note:

- Delhi: Records not maintained for this block.
- Andhra Pradesh: Data not available for item no. 20.13, 20.14, 20.17, 20.18, 20.19 & 20.24

Block 21 Migration (during the year)

Sl. No	Item	Is Information available from Records?		If yes in Col.3,		If 'No' in Col.4, is Information collectable from oral enquiry?		If 'No' in Col.8, is the information not at all collectable?	
		Yes	No	source code*	Periodicity of updation of records	Yes	No	Yes	No
(1)	(2)	(3)	(4)	(5)	(6)	(7)	(8)	(9)	(10)
21.1	Out Migration Female (<15 years; and >=15 years and above)	West Bengal, Haryana, Maharashtra	Manipur, Delhi, Sikkim, Telangana, Kerala, Nagaland, Tamil Nadu, Himachal Pradesh, Mizoram, Rajasthan, Karnataka, Andhra Pradesh, Uttar Pradesh, Bihar, Uttarakhand	1: Nagaland, West Bengal 2: Manipur 3 Haryana 9: Maharashtra	Monthly: Manipur Annually: Nagaland, Rajasthan, Haryana Once in 10 years: Maharashtra	Manipur, Tamil Nadu, Mizoram, Rajasthan, Uttar Pradesh, Bihar, Uttarakhand	Delhi, Sikkim, Telangana, Kerala, Nagaland, Himachal Pradesh, Karnataka, Andhra Pradesh	Kerala, Himachal Pradesh	Delhi, Sikkim, Kerala, Nagaland, Karnataka, Andhra Pradesh
Remarks, including reasons for 'No' in Col.10: • Manipur: Information collected from Ward office									
21.2	Out Migration Male (<15 years; and >=15 years and above)	West Bengal, Haryana, Maharashtra	Manipur, Delhi, Telangana, Kerala, Nagaland, Tamil Nadu, Himachal Pradesh, Mizoram, Rajasthan, Karnataka, Andhra Pradesh, Uttar Pradesh, Bihar, Uttarakhand	1: Nagaland, West Bengal 2: Manipur 3 Haryana 9: Maharashtra	Monthly: Manipur Annually: Nagaland, Rajasthan, Haryana Once in 10 years: Maharashtra	Manipur, Tamil Nadu, Mizoram, Rajasthan, Uttar Pradesh, Bihar, Uttarakhand	Delhi, Telangana, Kerala, Nagaland, Himachal Pradesh, Karnataka, Andhra Pradesh	Kerala, Himachal Pradesh	Delhi, Kerala, Nagaland, Karnataka, Andhra Pradesh
Remarks, including reasons for 'No' in Col.10:									
21.3	In-Migration Female (<15 years; and >=15 years and above)	West Bengal, Haryana, Maharashtra	Manipur, Delhi, Telangana, Kerala, Nagaland, Tamil Nadu, Himachal Pradesh, Mizoram, Rajasthan, Karnataka, Andhra Pradesh, Uttar Pradesh, Bihar, Uttarakhand	1: Nagaland, West Bengal 2: Manipur 3 Haryana 9: Maharashtra	Monthly: Manipur Annually: Nagaland, Rajasthan, Haryana Once in 10 years: Maharashtra	Manipur, Tamil Nadu, Mizoram, Rajasthan, Uttar Pradesh, Bihar, Uttarakhand	Delhi, Telangana, Kerala, Nagaland, Himachal Pradesh, Karnataka, Andhra Pradesh	Kerala, Himachal Pradesh	Delhi, Kerala, Nagaland, Karnataka, Andhra Pradesh
Remarks, including reasons for 'No' in Col.10:									
21.4	In-Migration Male (<15 years; and >=15 years and above)	West Bengal, Haryana, Maharashtra	Manipur, Delhi, Telangana, Kerala, Tamil Nadu, Nagaland, Himachal Pradesh, Mizoram, Rajasthan, Karnataka, Andhra Pradesh, Uttar Pradesh, Bihar, Uttarakhand	1: Nagaland, West Bengal 2: Manipur 3 Haryana 9: Maharashtra	Monthly: Manipur Annually: Nagaland, Rajasthan, Haryana Once in 10 years: Maharashtra	Manipur, Tamil Nadu, Mizoram, Rajasthan, Uttar Pradesh, Bihar, Uttarakhand	Delhi, Telangana, Kerala, Nagaland, Himachal Pradesh, Karnataka, Andhra Pradesh	Kerala, Himachal Pradesh	Delhi, Kerala, Nagaland, Karnataka, Andhra Pradesh
Remarks, including reasons for 'No' in Col.10: • West Bengal: Periodicity of records not available									

Note:

- Delhi: Can be collected through surveys only.
- Kerala: A separate survey will be conducted, data may be collected.
- Telangana: Information is not available for this block.
- Sikkim: No wardwise record

Block 22 : Information on casualty due to Disasters (During the Year)

Sl. No	Item	Is Information available from Records?		If yes in Col 3,		If 'No' in Col 4, is Information collectable from oral enquiry?		If 'No' in Col 8, is the information not at all collectable?	
		Yes	No	source code*	Periodicity of updation of records	Yes	No	Yes	No
(1)	(2)	(3)	(4)	(5)	(6)	(7)	(8)	(9)	(10)
	Number of deaths in the given age-groups (Male and Female)	Delhi Telangana Kozhicode,Kerala, Nagaland, Tamil Nadu, Mizoram, Rajasthan, Haryana, Maharashtra, Bihar, Uttarakhand	Manipur, Kerala, Himachal Pradesh, Karnataka, Andhra Pradesh, Uttar Pradesh	1: Tamil Nadu, Rajasthan, Maharashtra, Utarakhand 2: Manipur 3: Delhi, Mizoram, Rajasthan, Kerala, Nagaland, Bihar 4: Telangana 8: Haryana	Monthly: Kerala, Mizoram, Utarakhand Annually: Manipur, Nagaland, Telangana, Tamil Nadu, Rajasthan, Haryana Once in 5 years: Maharashtra	Manipur, Uttar Pradesh	Himachal Pradesh, Karnataka, Andhra Pradesh		Himachal Pradesh, West Bengal, Karnataka, Andhra Pradesh
Remarks, including reasons for 'No' in Col 10: <ul style="list-style-type: none"> • West Bengal: Data not available • Karnataka: No information as per records • Delhi: No Disaster Reported • Kerala: Data is available in the taluk office in another format • Andhra Pradesh: Data not available 									

Information on casualty due to Epidemic (During the Year)

Sl No	Item	Is Information available from Records?		If yes in Col 3,		If 'No' in Col 4, is Information collectable from oral enquiry?		If 'No' in Col 8, is the information not at all collectable?	
		Yes	No	source code*	Periodicity of updation of records	Yes	No	Yes	No
(1)	(2)	(3)	(4)	(5)	(6)	(7)	(8)	(9)	(10)
	Number of deaths in the given age-groups (Male and Female)	Manipur, Delhi, Telangana, Kerala, Rajasthan, Tamil Nadu, Mizoram, Karnataka, Haryana, Uttar Pradesh, Maharashtra, Bihar, Uttarakhand	Sikkim, Nagaland, Himachal Pradesh, Andhra Pradesh	1: Tamil Nadu, Rajasthan, Nagaland, Maharashtra 2: Manipur 3: Delhi, Mizoram, Rajasthan, Kerala, Bihar 4: Telangana 7: Uttar Pradesh 8: Haryana, Karnataka, Uttarakhand 9: Manipur	Monthly: Kerala, Mizoram, Uttar Pradesh, Uttarakhand Annually: Manipur, Nagaland, Telangana, Tamil Nadu, Rajasthan, Haryana, Karnataka Once in 5 years: Maharashtra		Sikkim, Nagaland, Himachal Pradesh, Karnataka, Andhra Pradesh	Nagaland, Himachal Pradesh	Sikkim, Karnataka, Andhra Pradesh
Remarks, including reasons for 'No' in Col 10: <ul style="list-style-type: none"> • Manipur: Data collected from Angal Wadi • Delhi: No casualty due to epidemic reported • Sikkim: No wardwise record • West Bengal: Data Not Available 									

Block 23: Water Supply details

Sl. No	Item	Is Information available from Records?		If yes in Col 3, source code*	Periodicity of updation of records	If 'No' in Col4, is Information collectable from oral enquiry?		If 'No' in Col 8, is the information not at all collectable?	
		Yes	No			Yes	No	Yes	No
(1)	(2)	(3)	(4)	(5)	(6)	(7)	(8)	(9)	(10)
23.1	Area (In Sq KM)	Delhi, Sikkim, Telangana, Kerala, Tamil Nadu, Himachal Pradesh, Rajasthan, West Bengal, Karnataka, Haryana, Andhra Pradesh, Uttar Pradesh, Manipur, Maharashtra, Bihar, Uttarakhand		1: Telangana, Tamil Nadu, Rajasthan, West Bengal, Andhra Pradesh, Maharashtra, Uttarakhand 2: Uttar Pradesh, Himachal Pradesh, Karnataka 3: Delhi, Sikkim, Kerala, Rajasthan, Haryana, Bihar	Monthly: Tamil Nadu Annually: Telangana, Kerala, Karnataka, Rajasthan, Haryana, Uttar Pradesh, Uttarakhand Once in 5 years: Maharashtra		Karnataka		Karnataka
Remarks, including reasons for 'No' in Col 10: • Manipur: Information collected from Water supply Office									
23.2	Population covered with water supply facilities	Delhi, Sikkim, Telangana, Kerala, Tamil Nadu, Himachal Pradesh, Rajasthan, West Bengal, Karnataka, Haryana, Andhra Pradesh, Uttar Pradesh, Manipur, Nagaland, Mizoram, Maharashtra, Bihar, Uttarakhand		1: Telangana, Tamil Nadu, Rajasthan, West Bengal, Andhra Pradesh, Maharashtra 2: Uttar Pradesh, Karnataka 3: Delhi, Sikkim, Kerala, Rajasthan, Haryana, Manipur, Nagaland, Himachal Pradesh, Mizoram, Bihar, Uttarakhand	Monthly: Tamil Nadu, Mizoram, Uttar Pradesh Annually: Manipur, Sikkim, Telangana, Kerala, Rajasthan, Karnataka, Haryana, Nagaland, Uttarakhand Once in 2 years: Himachal Pradesh Once in 5 years: Maharashtra		Karnataka		Karnataka
Remarks, including reasons for 'No' in Col 10:									
23.3	Major Source of Drinking water: Tap-1, others-2	Delhi, Sikkim, Telangana, Kerala, Tamil Nadu, Himachal Pradesh, Rajasthan, West Bengal, Haryana, Andhra Pradesh, Uttar Pradesh, Manipur, Nagaland, Mizoram, Maharashtra, Bihar, Uttarakhand	Karnataka	1: Telangana, Tamil Nadu, Rajasthan, West Bengal, Andhra Pradesh, Maharashtra 2: Uttar Pradesh, Karnataka 3: Delhi, Sikkim, Kerala, Rajasthan, Haryana, Manipur, Nagaland, Himachal Pradesh, Mizoram, Bihar, Uttarakhand	Monthly: Tamil Nadu, Mizoram Annually: Manipur, Sikkim, Telangana, Kerala, Rajasthan, Karnataka, Haryana, Nagaland, Uttar Pradesh, Uttarakhand Once in 2 years: Himachal Pradesh Once in 5 years: Maharashtra		Karnataka		Karnataka
Remarks, including reasons for 'No' in Col 10:									
23.4	Quantity of Water Supplied (MLD)	Manipur, Delhi, Sikkim, Telangana, Kerala, Tamil Nadu, Himachal Pradesh, Mizoram, Rajasthan, West Bengal, Haryana, Andhra Pradesh, Uttar Pradesh, Maharashtra, Bihar, Uttarakhand	Nagaland, Karnataka	1: Telangana, Tamil Nadu, Rajasthan, West Bengal, Andhra Pradesh, Maharashtra 2: Uttar Pradesh, Karnataka 3: Delhi, Sikkim, Kerala, Rajasthan, Haryana, Manipur, Nagaland, Himachal Pradesh, Mizoram, Bihar, Uttarakhand	Monthly: Tamil Nadu, Mizoram Annually: Manipur, Sikkim, Telangana, Kerala, Rajasthan, Karnataka, Haryana, Nagaland, Uttar Pradesh, Uttarakhand Once in 2 years: Himachal Pradesh Once in 5 years: Maharashtra		Nagaland, Karnataka	Nagaland	Karnataka
Remarks, including reasons for 'No' in Col 10:									

Sl. No	Item	Is Information available from Records?		If yes in Col 3,		If 'No' in Col4, is Information collectable from oral enquiry?		If 'No' in Col 8, is the Information not at all collectable?	
		Yes	No	source code*	Periodicity of updation of records	Yes	No	Yes	No
(1)	(2)	(3)	(4)	(5)	(6)	(7)	(8)	(9)	(10)
23.5	Per Capita Consumption (LPCD)	Manipur, Delhi, Sikkim, Telangana, Kerala, Tamil Nadu, Himachal Pradesh, Mizoram, Rajasthan, West Bengal, Haryana, Andhra Pradesh, Uttar Pradesh, Maharashtra, Bihar, Uttarakhand	Nagaland, Karnataka	1: Telangana, Tamil Nadu, Rajasthan, West Bengal, Andhra Pradesh, Maharashtra 2: Uttar Pradesh, Karnataka 3: Delhi, Sikkim, Kerala, Rajasthan, Haryana, Manipur, Nagaland, Himachal Pradesh, Mizoram, Bihar, Uttarakhand	Monthly: Tamil Nadu, Mizoram Annually: Manipur, Sikkim, Telangana, Kerala, Rajasthan, Karnataka, Haryana, Nagaland, Uttar Pradesh, Uttarakhand Once in 2 years: Himachal Pradesh Once in 5 years: Maharashtra		Nagaland, Karnataka	Nagaland	Karnataka
Remarks, including reasons for 'No' in Col. 10:									
23.6	Area Covered (Sq. Km)	Manipur, Delhi, Sikkim, Telangana, Kerala, Tamil Nadu, Mizoram, Rajasthan, West Bengal, Haryana, Andhra Pradesh, Uttar Pradesh, Maharashtra, Bihar	Nagaland, Karnataka, Himachal Pradesh, Uttarakhand	1: Telangana, Tamil Nadu, Rajasthan, West Bengal, Andhra Pradesh, Maharashtra 2: Uttar Pradesh, Karnataka 3: Delhi, Sikkim, Kerala, Rajasthan, Haryana, Manipur, Nagaland, Mizoram, Bihar	Monthly: Tamil Nadu, Mizoram Annually: Manipur, Sikkim, Telangana, Kerala, Rajasthan, Karnataka, Haryana, Nagaland, Uttar Pradesh Once in 2 years: Himachal Pradesh Once in 5 years: Maharashtra	Uttarakhand	Nagaland, Karnataka, Himachal Pradesh	Nagaland, Himachal Pradesh	Karnataka
Remarks, including reasons for 'No' in Col. 10:									
23.7	Capacity of WTPs	Manipur, Delhi, Sikkim, Telangana, Kerala, Tamil Nadu, Himachal Pradesh, Mizoram, Rajasthan, Bihar, West Bengal, Karnataka, Haryana, Andhra Pradesh, Uttar Pradesh, Maharashtra, Uttarakhand	Nagaland	1: West Bengal, Telangana, Rajasthan 2: Karnataka, Uttar Pradesh 3: Manipur, Delhi, Sikkim, Nagaland, Kerala, Rajasthan, Mizoram, Bihar, Haryana, Maharashtra, Uttarakhand	Monthly: Tamil Nadu, Mizoram Annually: Manipur, Sikkim, Telangana, Kerala, Nagaland, Rajasthan, Karnataka, Haryana, Uttar Pradesh, Uttarakhand Once in 5 years: Maharashtra	Manipur	Nagaland, Himachal Pradesh, Karnataka, Andhra Pradesh	Nagaland, Himachal Pradesh	Karnataka, Andhra Pradesh
Remarks, including reasons for 'No' in Col. 10: • Andhra Pradesh: Data not available									
23.8	Treatment of Total Water supply (%age)	Manipur, Delhi, Sikkim, Telangana, Kerala, Tamil Nadu, Himachal Pradesh, Mizoram, Rajasthan, West Bengal, Karnataka, Haryana, Andhra Pradesh, Uttar Pradesh, Maharashtra, Bihar, Uttarakhand	Nagaland	1: West Bengal, Telangana, Rajasthan 2: Karnataka, Uttar Pradesh 3: Manipur, Delhi, Sikkim, Nagaland, Kerala, Rajasthan, Mizoram, Haryana, Maharashtra, Bihar, Uttarakhand	Monthly: Tamil Nadu, Mizoram Annually: Manipur, Sikkim, Telangana, Kerala, Nagaland, Rajasthan, Karnataka, Haryana, Uttar Pradesh, Uttarakhand Once in 2 years: Himachal Pradesh Once in 5 years: Maharashtra	Manipur	Nagaland, Karnataka	Nagaland	Karnataka
Remarks, including reasons for 'No' in Col. 10:									

Sl No	Item	Is Information available from Records?		If yes in Col. 3,		If 'No' in Col.4, is Information collectable from oral enquiry?		If 'No' in Col 8, is the information not at all collectable?	
		Yes	No	source code*	Periodicity of updation of records	Yes	No	Yes	No
(1)	(2)	(3)	(4)	(5)	(6)	(7)	(8)	(9)	(10)
23.9	Per Capita Water Supplied in LPCD	Manipur, Delhi, Sikkim, Telangana, Kerala, Tamil Nadu, Himachal Pradesh, Mizoram, Rajasthan, West Bengal, Karnataka, Haryana, Andhra Pradesh, Uttar Pradesh, Maharashtra, Bihar, Uttarakhand	Nagaland	1 : Andhra Pradesh, West Bengal, Telangana, Maharashtra, Rajasthan 2: Uttar Pradesh, Karnataka 3 : Manipur, Delhi, Sikkim, Kerala, Nagaland, Himachal Pradesh, Mizoram, Haryana, Rajasthan, Bihar, Uttarakhand	Monthly: Tamil Nadu, Mizoram Annually : Manipur, Sikkim, Telangana, Kerala, Nagaland, Rajasthan, Karnataka, Haryana, Uttar Pradesh, Uttarakhand Once in 2 years: Himachal Pradesh Once in 5 years: Maharashtra	Manipur	Nagaland, Karnataka	Nagaland	Karnataka
Remarks, including reasons for 'No' in Col. 10:									
23.10	Total water consumption (surface and ground water)(MLD)	Manipur, Delhi, Sikkim, Telangana, Kerala, Tamil Nadu, Himachal Pradesh, Rajasthan, West Bengal, Karnataka, Haryana, Andhra Pradesh, Uttar Pradesh, Bihar, Uttarakhand	Nagaland, Maharashtra	1 : Telangana, West Bengal, Andhra Pradesh, Rajasthan 2: Karnataka, Uttar Pradesh 3 : Manipur, Delhi, Sikkim, Rajasthan, Kerala, Nagaland, Himachal Pradesh, Mizoram, Haryana, Bihar, Uttarakhand	Monthly: Tamil Nadu, Mizoram Annually: Manipur, Sikkim, Telangana, Kerala, Nagaland, Rajasthan, Karnataka, Haryana, Uttar Pradesh, Uttarakhand Once in 2 years: Himachal Pradesh	Manipur	Nagaland, Karnataka, Maharashtra	Nagaland	Karnataka
Remarks, including reasons for 'No' in Col. 10:									
23.11	Duration of Supply(in hours)	Manipur, Delhi, Sikkim, Telangana, Nagaland, Kerala, Tamil Nadu, Himachal Pradesh, Mizoram, Rajasthan, Karnataka, Haryana, Andhra Pradesh, Uttar Pradesh, Maharashtra, Bihar, Uttarakhand		1: Telangana, West Bengal, Rajasthan, Andhra Pradesh, Maharashtra 2: Karnataka, Uttar Pradesh 3: Manipur, Delhi, Sikkim, Kerala, Haryana, Rajasthan, Bihar, Uttarakhand 5: Nagaland, Mizoram	Monthly: Tamil Nadu, Mizoram Annually : Manipur, Sikkim, Telangana, Kerala, Nagaland, Rajasthan, Karnataka, Haryana, Uttar Pradesh, Uttarakhand Once in 5 years: Maharashtra	Manipur	Nagaland, Karnataka	Nagaland	Karnataka
• Remarks, including reasons for 'No' in Col. 10:									
	No. of House service connections	Telangana, Nagaland, Mizoram, West Bengal, Haryana, Andhra Pradesh, Uttar Pradesh, Maharashtra, Bihar		1: Telangana, Nagaland, West Bengal, Andhra Pradesh, Maharashtra, Rajasthan 2: Uttar Pradesh, Karnataka 3: Mizoram, Haryana, Rajasthan, Bihar	Monthly: Tamil Nadu, Mizoram Annually: Telangana, Nagaland, Rajasthan, Karnataka, Haryana, Uttar Pradesh Once in 5 years: Maharashtra		Nagaland, Karnataka	Nagaland	Karnataka
Remarks, including reasons for 'No' in Col. 10:									

Sl. No	Item	Is Information available from Records?		If yes in Col. 3,		If 'No' in Col.4, is information collectable from oral enquiry?		If 'No' in Col 8, is the information not at all collectable?	
		Yes	No	source code*	Periodicity of updation of records	Yes	No	Yes	No
(1)	(2)	(3)	(4)	(5)	(6)	(7)	(8)	(9)	(10)
23.1 2	No. of metered connections	Sikkim, Telangana Kerala, Nagaland, Tamil Nadu, Himachal Pradesh, Mizoram, Rajasthan, West Bengal, Haryana, Andhra Pradesh, Uttar Pradesh, Maharashtra, Bihar, Uttarakhand	Delhi, Manipur, Karnataka	1: Telangana, Andhra Pradesh, Maharashtra, West Bengal, Rajasthan 2: Uttar Pradesh 3: Sikkim, Kerala, Nagaland, Himachal Pradesh, Rajasthan Mizoram, Haryana, Bihar, Uttarakhand	Monthly: Tamil Nadu Annually :Telangana, Kerala, Nagaland, Rajasthan, Haryana, Uttar Pradesh, Uttarakhand Once in 2 years : Himachal Pradesh Once in 5 years: Maharashtra	Manipur, Sikkim	Delhi, Nagaland, Karnataka	Nagaland	Delhi, Karnataka
Remarks, including reasons for 'No' in Col 10: • Karnataka : No information as per records									
23.13	No. of non metered connections	Manipur, Sikkim, Telangana, Kerala, Nagaland, Tamil Nadu, Himachal Pradesh, Mizoram, Rajasthan, West Bengal, Karnataka, Haryana, Andhra Pradesh, Uttar Pradesh, Maharashtra, Bihar, Uttarakhand	Delhi	1: Telangana, West Bengal, Andhra Pradesh, Maharashtra, Rajasthan 2: Karnataka, Uttar Pradesh 3 : Manipur, Sikkim, Kerala, Nagaland, Mizoram, Haryana, Rajasthan, Bihar, Uttarakhand	Monthly: Tamil Nadu, Mizoram Annually : Manipur, Telangana, Kerala, Nagaland, Rajasthan, Haryana, Uttar Pradesh, Uttarakhand Once in 5 years: Maharashtra	Sikkim	Delhi, Nagaland, Himachal Pradesh, Karnataka	Nagaland, Himachal Pradesh	Delhi, Karnataka
Remarks, including reasons for 'No' in Col 10:									
23.1 4	Total no. of commercial connections	Sikkim, Telangana, Kerala, Tamil Nadu, Himachal Pradesh, Mizoram, Rajasthan, West Bengal, Karnataka, Haryana, Andhra Pradesh, Uttar Pradesh, Maharashtra, Bihar, Uttarakhand	Manipur, Delhi	1: Telangana, West Bengal, Andhra Pradesh, Maharashtra, Rajasthan 2: Karnataka, Uttar Pradesh 3: Manipur, Sikkim, Kerala, Himachal Pradesh, Mizoram, Haryana, Rajasthan, Bihar, Uttarakhand	Monthly: Tamil Nadu, Mizoram Annually : Manipur, Telangana, Kerala, Rajasthan, Karnataka, Haryana, Uttar Pradesh, Uttarakhand Once in 2 years : Himachal Pradesh Once in 5 years: Maharashtra	Manipur, Sikkim	Delhi, Nagaland, Karnataka	Nagaland	Delhi, Karnataka
Remarks, including reasons for 'No' in Col 10:									
23.1 5	Non-Revenue Water (%)	Sikkim, Telangana Kerala, Nagaland, Himachal Pradesh, Mizoram, Rajasthan, West Bengal, Karnataka, Haryana, Andhra Pradesh, Uttar Pradesh, Maharashtra, Bihar, Uttarakhand	Manipur, Delhi	1: Telangana, West Bengal, Andhra Pradesh, Maharashtra, Rajasthan 2: Uttar Pradesh 3: Manipur, Sikkim, Kerala, Nagaland, Mizoram, Haryana, Rajasthan, Bihar, Uttarakhand	Monthly: Tamil Nadu, Mizoram Annually : Manipur, Telangana, Kerala, Nagaland, Rajasthan, Haryana, Uttar Pradesh, Uttarakhand Once in 5 years: Maharashtra	Manipur, Sikkim	Delhi, Nagaland, Himachal Pradesh, Karnataka	Nagaland, Himachal Pradesh	Delhi, Karnataka
Remarks, including reasons for 'No' in Col 10:									

Sl. No	Item	Is Information available from Records?		If yes in Col. 3,		If 'No' in Col.4, is Information collectable from oral enquiry?		If 'No' in Col 8, is the information not at all collectable?	
		Yes	No	source code*	Periodicity of updation of records	Yes	No	Yes	No
(1)	(2)	(3)	(4)	(5)	(6)	(7)	(8)	(9)	(10)
23.1 6	Unaccounted-For Water / Transmission loss (%)	Sikkim, Telangana, Kerala, Nagaland, Tamil Nadu, Himachal Pradesh, Mizoram, Rajasthan, West Bengal, Karnataka, Haryana, Andhra Pradesh, Uttar Pradesh, Maharashtra, Bihar	Manipur, Delhi, Uttarakhand	1: Telangana, West Bengal, Andhra Pradesh, Maharashtra, Rajasthan 2: Karnataka, Uttar Pradesh 3: Manipur, Sikkim, Nagaland, Kerala, Mizoram, Haryana, Rajasthan, Bihar	Monthly: Tamil Nadu, Mizoram Annually : Manipur, Telangana, Kerala, Nagaland, Rajasthan, Karnataka, Haryana, Uttar Pradesh Once in 5 years: Maharashtra	Manipur, Sikkim	Delhi, Nagaland, Himachal Pradesh, Karnataka	Nagaland, Himachal Pradesh	Delhi, Karnataka
Remarks, including reasons for 'No' in Col. 10:									

Note:

- Kerala: District wise data not available. Information collected from Water authority.

Block-24:

A: Availability of Waste Water Treatment/ Drainage Facilities (Industrial)

Sl. No	Item	Is Information available from Records?		If yes in Col 3,		If 'No' in Col4, is Information collectable from oral enquiry?		If 'No' in Col 8, is the information not at all collectable?	
		Yes	No	source code*	Periodicity of updation of records	Yes	No	Yes	No
(1)	(2)	(3)	(4)	(5)	(6)	(7)	(8)	(9)	(10)
24.1	No. of hhds connected, no. of sewage treatment plants, quantity generated/ treated etc.	Delhi, Telangana, Tamil Nadu, Rajasthan, Haryana, Andhra Pradesh, Uttar Pradesh, Maharashtra, Bihar, Uttarakhand	Sikkim, Nagaland, Kerala, Himachal Pradesh, Manipur, Mizoram, Karnataka,	1: Telangana, Tamil Nadu, Maharashtra, Rajasthan 2: Uttar Pradesh 3: Nagaland, Delhi, Haryana, Rajasthan, Bihar, Uttarakhand 5: Andhra Pradesh	Annually: Telangana, Nagaland, Tamil Nadu, Rajasthan, Haryana, Andhra Pradesh, Uttar Pradesh, Uttarakhand Once in 5 years: Maharashtra	Manipur, Kerala	Sikkim, Kerala (Kozhicode), Nagaland, Himachal Pradesh, Mizoram, West Bengal, Karnataka	Kerala, Nagaland, Himachal Pradesh	Sikkim Karnataka
Remarks, including reasons for 'No' in Col. 10:									
<ul style="list-style-type: none"> Sikkim: No records available Kerala: There is no such facility in Pala Municipality. The information is given by Municipality Secretary. Karnataka: No information as per records. 									

B: Details on Urban Storm Water Drainage Facilities

Sl. No	Item	Is Information available from Records?		If yes in Col 3,		If 'No' in Col4, is Information collectable from oral enquiry?		If 'No' in Col 8, is the information not at all collectable?	
		Yes	No	source code*	Periodicity of updation of records	Yes	No	Yes	No
(1)	(2)	(3)	(4)	(5)	(6)	(7)	(8)	(9)	(10)
24.2	No. of hhds connected, no. of sewage treatment plants, quantity generated/ treated etc.	Manipur, Sikkim, Telangana, Tamil Nadu, Rajasthan, Haryana, Uttar Pradesh, Maharashtra, Bihar	Delhi, Nagaland, Himachal Pradesh, Mizoram, Kerala, Karnataka, Andhra Pradesh, Uttarakhand	1 : Manipur, Maharashtra, Tamil Nadu, Telangana, Rajasthan 2: Uttar Pradesh 3: Sikkim, Nagaland, Haryana, Rajasthan, Bihar	Annually : Manipur, Sikkim, Telangana, Nagaland, Rajasthan, Haryana, Uttar Pradesh Once in 5 years: Maharashtra	Kerala	Delhi, Kerala, Nagaland, Himachal Pradesh, Mizoram, West Bengal, Karnataka, Andhra Pradesh, Uttarakhand	Nagaland, Himachal Pradesh	Delhi, Karnataka, Andhra Pradesh, Uttarakhand
Remarks, including reasons for 'No' in Col. 10:									
<ul style="list-style-type: none"> Kerala: There is no such facility in Pala Municipality. The information is given by Municipality Secretary. Delhi: These facilities are being provided by different agencies and no such data is maintained there. Karnataka: No information as per records. Andhra Pradesh: Data not available. 									

C: Details on Sewerage and Sewage Treatment and onsite sanitation facilities

Sl No	Item	Is information available from Records?		If yes in Col 3,		If 'No' in Col 4, is Information collectable from oral enquiry?		If 'No' in Col 8, is the information not at all collectable?	
		Yes	No	source code*	Periodicity of updation of records	Yes	No	Yes	No
(1)	(2)	(3)	(4)	(5)	(6)	(7)	(8)	(9)	(10)
24.3	Population covered with sanitation facilities, Total length of existing drains and pucca drains	Delhi, Sikkim, Telangana, Nagaland, Tamil Nadu, Rajasthan, West Bengal, Haryana, Andhra Pradesh, Uttar Pradesh, Maharashtra, Bihar, Uttarakhand	Himachal Pradesh, Mizoram, Karnataka	1: Telangana, Tamil Nadu, West Bengal, Maharashtra, Rajasthan 2: Uttar Pradesh 3: Delhi, Sikkim, Kerala, Nagaland, Haryana, Rajasthan, Bihar, Uttarakhand 5: Andhra Pradesh	Annually: Sikkim, Telangana, Nagaland, Tamil Nadu, Rajasthan, Haryana, Andhra Pradesh, Uttar Pradesh, Uttarakhand Once in 5 years: Maharashtra	Manipur	Himachal Pradesh, Mizoram, Karnataka	Manipur, Himachal Pradesh	Karnataka
Remarks, including reasons for 'No' in Col 10: <ul style="list-style-type: none"> • Kerala: There is no such facility in Pala Municipality. The information is given by Municipality Secretary for Kottayam district. • Karnataka: No information as per records 									

Block 25: Solid Waste Management

A: Solid waste generation (During the Year)

Sl. No	Item	Is Information available from Records?		If yes in Col. 3,		If 'No' in Col 4, is information collectable from oral enquiry?		If 'No' in Col 8, is the information not at all collectable?	
		Yes	No	source code*	Periodicity of updation of records	Yes	No	Yes	No
(1)	(2)	(3)	(4)	(5)	(6)	(7)	(8)	(9)	(10)
25.1	Avg generation, per capita generation, Avg collection, No. of hhds covered for house to house collection, manpower etc.	Manipur, Delhi, Sikkim, Telangana, Tamil Nadu, Himachal Pradesh, Rajasthan, Karnataka, Haryana, Bihar Andhra Pradesh, Uttar Pradesh, Maharashtra, Uttarakhand	Kerala, Nagaland, Mizoram	1: Manipur, Sikkim, Telangana, Nagaland, Tamil Nadu, Himachal Pradesh, Haryana, Maharashtra, Rajasthan, Uttarakhand 2: Delhi, Karnataka, Uttar Pradesh 3: Rajasthan, Bihar 5: Andhra Pradesh	Daily: Uttarakhand Monthly: Manipur, Tamil Nadu Annually: Sikkim, Telangana, Nagaland, Rajasthan, Karnataka, Haryana, Andhra Pradesh, Uttar Pradesh Once in 2 Years: Himachal Pradesh Once in 5 years: Maharashtra	Kerala	Nagaland, Mizoram, West Bengal, Karnataka	Nagaland	Karnataka
Remarks, including reasons for 'No' in Col. 10:									

B: Processed Waste for Treatment and Dumping Facilities (During the Year)

Sl. No	Item	Is Information available from Records?		If yes in Col. 3,		If 'No' in Col 4, is Information collectable from oral enquiry?		If 'No' in Col 8, is the information not at all collectable?	
		Yes	No	source code*	Periodicity of updation of records	Yes	No	Yes	No
(1)	(2)	(3)	(4)	(5)	(6)	(7)	(8)	(9)	(10)
25.2	Sanitary landfill, Waste to Energy Plant, Energy generated from waste, open dumping etc.	Delhi, Sikkim, Telangana, Kerala, Tamil Nadu, Himachal Pradesh, Rajasthan, Karnataka, Haryana, Andhra Pradesh, Uttar Pradesh, Maharashtra, Bihar, Uttarakhand	Nagaland, Mizoram	1: Nagaland, Sikkim, Telangana, Kerala, Tamil Nadu, Maharashtra, Rajasthan, Uttarakhand 2: Himachal Pradesh, Karnataka, Uttar Pradesh, Bihar 3: Delhi, Haryana, Rajasthan 5: Andhra Pradesh	Daily: Kerala, Uttarakhand Monthly: Tamil Nadu, Uttar Pradesh Once in 2 years: Himachal Pradesh Once in 5 years: Maharashtra	Manipur	Nagaland, Mizoram, West Bengal, Karnataka	Manipur	Nagaland, Karnataka
Remarks, including reasons for 'No' in Col. 10:									

Note:

- Kerala: Earlier this system was working in Kottayam district. Now it is not working
- West Bengal: Data Not Available

C: Vehicles deployed for Collection and Disposal of Solid waste (During the Year)

Sl. No	Item	Is Information available from Records?		If yes in Col. 3,		If 'No' in Col.4, is Information collectable from oral enquiry?		If 'No' in Col. 8, is the information not at all collectable?	
		Yes	No	source code*	Periodicity of updation of records	Yes	No	Yes	No
(1)	(2)	(3)	(4)	(5)	(6)	(7)	(8)	(9)	(10)
25.3	Type of Vehicles deployed, Manpower deployed	Manipur, Delhi, Sikkim, Telangana, Kerala, Tamil Nadu, Himachal Pradesh, Rajasthan, West Bengal, Karnataka, Haryana Andhra Pradesh, Uttar Pradesh, Maharashtra, Bihar, Uttarakhand	Nagaland Mizoram	1 : Manipur, Tamil Nadu, Telangana, Kerala, Nagaland, Himachal Pradesh, West Bengal, Maharashtra, Rajasthan, Uttarakhand 2: Delhi, Karnataka, Uttar Pradesh 3: Haryana, Rajasthan, Bihar 5: Andhra Pradesh	Monthly : Manipur, Tamil Nadu, Uttarakhand Annually : Telangana, Kerala, Nagaland, Rajasthan, Haryana, Andhra Pradesh, Uttar Pradesh Once in 2 years: Himachal Pradesh Once in 5 years: Maharashtra		Nagaland, Mizoram, Karnataka		Karnataka
Remarks, including reasons for 'No' in Col. 10:									
25.4	Is there any system of segregation of solid waste?	Manipur, Delhi, Telangana, Kerala, Tamil Nadu, Rajasthan West Bengal, Haryana, Andhra Pradesh, Uttar Pradesh, Maharashtra, Bihar, Uttarakhand	Sikkim, Nagaland, Himachal Pradesh, Mizoram, Karnataka	1: Manipur, Tamil Nadu, Telangana, Kerala, Nagaland, West Bengal, Maharashtra, Rajasthan, Uttarakhand 2: Delhi, Uttar Pradesh 3 : Haryana, Andhra Pradesh, Rajasthan, Bihar	Monthly : Manipur, Tamil Nadu, Uttarakhand Annually: Telangana, Kerala, Nagaland, Rajasthan, Haryana, Andhra Pradesh, Uttar Pradesh Once in 5 years: Maharashtra		Sikkim, Nagaland, Himachal Pradesh, Mizoram, Karnataka	Himachal Pradesh	Sikkim, Karnataka
Remarks, including reasons for 'No' in Col. 10:									
<ul style="list-style-type: none"> Sikkim: Initial steps are being initiated Karnataka: No information as per records 									
25.5	Percentage of quantum of Bio-degradable, Non-bio-degradable, Medical Waste etc.	Manipur, Delhi, Sikkim, Telangana, Kerala, Tamil Nadu, Rajasthan, West Bengal, Haryana Andhra Pradesh, Uttar Pradesh, Maharashtra, Bihar	Himachal Pradesh, Mizoram, Karnataka, Uttarakhand	1: Manipur, Tamil Nadu, Maharashtra, Telangana, Kerala, West Bengal, Rajasthan 2: Delhi, Uttar Pradesh 3: Haryana, Rajasthan, Bihar 5: Andhra Pradesh	Monthly: Tamil Nadu Annually: Kottayam, Kerala, Rajasthan, Haryana, Andhra Pradesh, Uttar Pradesh, Manipur, Telangana Once in 5 years: Maharashtra		Himachal Pradesh, Mizoram, Karnataka, Uttarakhand	Himachal Pradesh	Karnataka, Uttarakhand
Remarks, including reasons for 'No' in Col. 10:									
<ul style="list-style-type: none"> Karnataka: No information as per records West Bengal: Periodicity of records Not Available 									

Block 26: Housing Distribution of House Holds (HHs), No. Of persons

Sl. No	Item	Is Information available from Records?		If yes in Col. 3,		If 'No' in Col 4, is Information collectable from oral enquiry?		If 'No' in Col 8, is the information not at all collectable?	
		Yes	No	source code*	Periodicity of updation of records	Yes	No	Yes	No
(1)	(2)	(3)	(4)	(5)	(6)	(7)	(8)	(9)	(10)
	No. of hhds, persons, area etc. by tenurial status i.e.	Rajasthan, West Bengal, Karnataka	Mizoram, Uttar Pradesh	1: West Bengal, Rajasthan 3: Rajasthan 4: Karnataka	Annually : Rajasthan, Karnataka	Uttar Pradesh	Mizoram Karnataka		Karnataka
26.1	Owned	Sikkim, Telangana, Kerala, Rajasthan, West Bengal, Karnataka, Haryana, Andhra Pradesh, Bihar, Uttarakhand	Manipur, Delhi, Nagaland, Tamil Nadu, Himachal Pradesh, Mizoram, Uttar Pradesh, Maharashtra	1: Manipur, Telangana, Nagaland, Kerala, West Bengal, Haryana, Rajasthan, Uttarakhand 3: Sikkim, Rajasthan, Bihar 4: Karnataka 5: Andhra Pradesh 9: Bihar	Annually: Manipur, Telangana, Kerala, Nagaland, Rajasthan, Karnataka, Haryana, Andhra Pradesh Once in 5 years: Uttarakhand	Manipur, Tamil Nadu, Himachal Pradesh, Uttar Pradesh, Maharashtra	Delhi, Nagaland, Mizoram	Nagaland, Karnataka	Delhi, Karnataka
Remarks, including reasons for 'No' in Col. 10:									
<ul style="list-style-type: none"> Delhi: No such Records is maintained 									
26.2	Others	Sikkim, Telangana, Kerala, Rajasthan, West Bengal, Karnataka, Haryana, Bihar	Manipur, Delhi, Tamil Nadu, Mizoram, Andhra Pradesh, Uttar Pradesh, Maharashtra, Uttarakhand	1: Manipur, Telangana, Kerala, Himachal Pradesh, Haryana, Rajasthan 3: Sikkim, Rajasthan, Bihar 4: Karnataka 9: Bihar	Annually: Manipur, Telangana, Kerala, Rajasthan, Karnataka, Haryana	Manipur, Tamil Nadu, Himachal Pradesh, Uttar Pradesh, Maharashtra, Uttarakhand	Delhi, Mizoram, Karnataka	Andhra Pradesh	Delhi, Karnataka
Remarks, including reasons for 'No' in Col. 10:									
<ul style="list-style-type: none"> Delhi: No such Records is maintained Andhra Pradesh: Data not available 									

Block 27: Land Ownership and Rate

Sl. No	Item	Is Information available from Records?		If yes in Col. 3,		If 'No' in Col.4, is Information collectable from oral enquiry?		If 'No' in Col 8, is the information not at all collectable?	
		Yes	No	source code*	Periodicity of updation of records	Yes	No	Yes	No
(1)	(2)	(3)	(4)	(5)	(6)	(7)	(8)	(9)	(10)
	No. of dwelling units (DU), area covered, average rate of DU by type of ownership	Rajasthan, West Bengal, Uttar Pradesh, Bihar, Uttarakhand	Sikkim, Nagaland, Tamil Nadu, Mizoram, Karnataka	1: Nagaland, West Bengal, Rajasthan, Uttarakhand 3: Rajasthan 4: Uttar Pradesh	Annually : Nagaland, Rajasthan, Uttar Pradesh, Uttarakhand Once in 5 years: Maharashtra	Tamil Nadu	Sikkim, Nagaland, Himachal Pradesh, Mizoram, Karnataka		Sikkim, Karnataka
Remarks, including reasons for 'No' in Col.10: • Sikkim: No records available									
27.1	Public	Manipur, Telangana, Rajasthan, West Bengal, Haryana, Uttar Pradesh, Maharashtra, Bihar, Uttarakhand	Delhi, Kerala, Nagaland, Tamil Nadu, Himachal Pradesh, Mizoram, Karnataka, Andhra Pradesh	1:Telangana, West Bengal, Nagaland, Maharashtra, Rajasthan, Uttarakhand 3: Rajasthan, Bihar 4 : Manipur, Haryana, Uttar Pradesh	Annually: Manipur, Telangana, Nagaland, Rajasthan, Haryana, Uttar Pradesh, Uttarakhand	Kerala, Tamil Nadu	Delhi, Kerala, Nagaland, Himachal Pradesh, Mizoram, Karnataka, Andhra Pradesh	Himachal Pradesh	Delhi, Karnataka, Andhra Pradesh
Remarks, including reasons for 'No' in Col.10: • Delhi: No such records are maintained. • Kerala: Information is collected from PWD buildings.									
27.2	Pvt. Developers & Promoters	Manipur, Telangana, Rajasthan, West Bengal, Uttar Pradesh, Bihar, Uttarakhand	Delhi, Kerala, Nagaland, Tamil Nadu, Himachal Pradesh, Haryana, Mizoram, Karnataka, Andhra Pradesh, Maharashtra	1: Telangana, Nagaland, West Bengal, Rajasthan, Uttarakhand 3: Rajasthan, Bihar 4: Manipur, Uttar Pradesh	Annually: Manipur, Telangana, Nagaland, Rajasthan, Andhra Pradesh, Uttar Pradesh, Uttarakhand	Kottayam, Kerala, Tamil Nadu, Haryana, Maharashtra	Delhi, Nagaland, Himachal Pradesh, Mizoram, Karnataka, Andhra Pradesh	Himachal Pradesh	Delhi, Karnataka, Andhra Pradesh
Remarks, including reasons for 'No' in Col.10:									
27.3	Pvt. Authorised Individuals	Manipur, Telangana, Rajasthan, West Bengal, Haryana, Andhra Pradesh, Uttar Pradesh, Bihar, Uttarakhand	Delhi, Kerala, Nagaland, Tamil Nadu, Himachal Pradesh, Mizoram, Karnataka, Maharashtra	1:Telangana, West Bengal, Nagaland, Rajasthan, Uttarakhand 3: Rajasthan, Bihar 4: Manipur, Haryana, Uttar Pradesh 5: Andhra Pradesh	Annually: Manipur, Telangana, Nagaland, Rajasthan, Haryana, Andhra Pradesh, Uttar Pradesh, Uttarakhand	Kerala, Tamil Nadu, Maharashtra	Delhi, Nagaland, Himachal Pradesh, Mizoram, Karnataka	Himachal Pradesh	Delhi, Karnataka
Remarks, including reasons for 'No' in Col.10:									

Sl. No	Item	Is Information available from Records?		If yes in Col. 3,		If 'No' in Col 4, is Information collectable from oral enquiry?		If 'No' in Col 8, is the information not at all collectable?	
		Yes	No	source code*	Periodicity of updation of records	Yes	No	Yes	No
(1)	(2)	(3)	(4)	(5)	(6)	(7)	(8)	(9)	(10)
27.4	Pvt. Unauthorised individuals	Manipur, Telangana, Rajasthan, West Bengal, Uttar Pradesh	Delhi, Kerala, Nagaland, Tamil Nadu, Himachal Pradesh, Mizoram, Karnataka, Haryana, Andhra Pradesh, Maharashtra, Bihar, Uttarakhand	1: Telangana, Nagaland, West Bengal, Rajasthan 3: Rajasthan 4: Manipur, Uttar Pradesh	Annually: Manipur, Telangana, Nagaland, Rajasthan, Uttar Pradesh	Kerala, Tamil Nadu, Haryana, Maharashtra, Bihar, Uttarakhand	Delhi, Nagaland, Himachal Pradesh, Mizoram, Karnataka, Andhra Pradesh	Himachal Pradesh	Delhi, Karnataka, Andhra Pradesh
Remarks, including reasons for 'No' in Col 10:									
27.5	others	Manipur, Telangana, Rajasthan, West Bengal, Uttar Pradesh, Uttarakhand	Delhi, Kerala, Nagaland, Tamil Nadu, Himachal Pradesh, Mizoram, Karnataka, Andhra Pradesh, Maharashtra, Bihar	1: Telangana, West Bengal, Rajasthan, Uttarakhand 3: Rajasthan 4: Manipur, Uttar Pradesh	Annually: Manipur, Telangana, Nagaland, Rajasthan, Uttar Pradesh, Uttarakhand	Kerala, Tamil Nadu, Maharashtra, Bihar	Delhi, Nagaland, Himachal Pradesh, Mizoram, Karnataka, Andhra Pradesh	Himachal Pradesh	Delhi, Karnataka, Andhra Pradesh
Remarks, including reasons for 'No' in Col 10:									
27.6	Total	Rajasthan, West Bengal, Uttar Pradesh, Bihar, Uttarakhand	Delhi, Kerala, Tamil Nadu, Himachal Pradesh, Mizoram, Karnataka, Andhra Pradesh, Maharashtra	1: West Bengal, Rajasthan, Uttarakhand 3: Rajasthan, Bihar 4: Uttar Pradesh 5: Andhra Pradesh	Annually: Rajasthan, Andhra Pradesh, Uttar Pradesh, Uttarakhand	Kerala, Tamil Nadu, Maharashtra	Delhi, Himachal Pradesh, Mizoram, Karnataka	Himachal Pradesh	Delhi, Karnataka
Remarks, including reasons for 'No' in Col 10:									
<ul style="list-style-type: none"> West Bengal Periodicity of records Not Available, Data Not Available in Bhadreswar Karnataka : No information as per records for Col. No. 8 Andhra Pradesh : Data not available for Col. 7 									

Note:

- Delhi: No such records are maintained
- Kerala: Information is collected from municipal Secretary

Block 28: Large Projects (More than 100 Crore) Implemented (Completed) (During the year)

Sl No	Item	Is Information available from Records?		If yes in Col. 3,		If 'No' in Col.4, is Information collectable from oral enquiry?		If 'No' in Col 8, is the information not at all collectable?	
		Yes	No	source code*	Periodicity of updation of records	Yes	No	Yes	No
(1)	(2)	(3)	(4)	(5)	(6)	(7)	(8)	(9)	(10)
	Sector, Capital, type of ownership, coverage etc.	Delhi, Telangana, Tamil Nadu, Rajasthan, Haryana, Maharashtra, Bihar, Uttarakhand	Sikkim, Kerala, Nagaland, Himachal Pradesh, Mizoram, Karnataka, Andhra Pradesh, Uttar Pradesh	1:Telangana, Tamil Nadu, Haryana, Maharashtra, Rajasthan, Uttarakhand 2: Nagaland 3: Delhi, Rajasthan, Bihar 4: Uttar Pradesh	Annually: Telangana, Nagaland, Tamil Nadu, Rajasthan, Haryana, Uttar Pradesh, Uttarakhand Once in 5 years: Maharashtra	Kerala	Sikkim, Nagaland, Himachal Pradesh, Mizoram, Karnataka, Andhra Pradesh	Kerala, Nagaland, Himachal Pradesh	Sikkim, Karnataka, Andhra Pradesh
Remarks, including reasons for 'No' in Col. 10: <ul style="list-style-type: none"> Sikkim: None were completed during the reference year Kerala: Information collected from municipal Secretary West Bengal: Data not available in Bhadreswar & Tarakeswar Municipality Karnataka: No information as per records. 									

Proposed Large Projects (More than 100 Crore)

Sl No	Item	Is Information available from Records?		If yes in Col. 3,		If 'No' in Col.4, is Information collectable from oral enquiry?		If 'No' in Col 8, is the information not at all collectable?	
		Yes	No	source code*	Periodicity of updation of records	Yes	No	Yes	No
(1)	(2)	(3)	(4)	(5)	(6)	(7)	(8)	(9)	(10)
	Sector, Capital, coverage, approved cost etc.	Delhi, Telangana, Tamil Nadu, Rajasthan, Haryana, Maharashtra, Bihar, Uttarakhand	Sikkim, Kerala, Nagaland, Himachal Pradesh, Mizoram, Karnataka, Manipur, Andhra Pradesh, Uttar Pradesh	1: Telangana Nagaland, Rajasthan, Tamil Nadu, West Bengal, Haryana, Maharashtra, Uttarakhand 3: Delhi, Rajasthan, Bihar	Annually: Telangana, Nagaland, Tamil Nadu, Rajasthan, Haryana, Uttarakhand Once in 5 years: Maharashtra	Manipur, Kerala	Sikkim, Nagaland, Himachal Pradesh, Mizoram, Karnataka, Andhra Pradesh, Uttar Pradesh	Manipur, Kerala, Nagaland, Himachal Pradesh	Sikkim, Karnataka, Andhra Pradesh
Remarks, including reasons for 'No' in Col. 10: <ul style="list-style-type: none"> Sikkim: Data could not be available Kerala: Information collected from municipal Secretary West Bengal: Data not available in Bhadreswar & Tarakeswar Municipality Karnataka: No information as per records. 									

Block 29: Traffic and Transportation-Time Series Annually Data (DTO/RTO WISE/ District/ Data) (Registered Vehicles)

Sl No	Item	Is Information available from Records?		If yes in Col.3, source code*	Periodicity of updation of records	If 'No' in Col4, is Information collectable from oral enquiry?		If 'No' in Col 8, is the information not at all collectable?	
		Yes	No			Yes	No	Yes	No
(1)	(2)	(3)	(4)	(5)	(6)	(7)	(8)	(9)	(10)
	Number of registered vehicle (during the year and till the reference point)(Heavy/Medium sized)	Kerala, Nagaland, Mizoram, West Bengal, Karnataka, Haryana, Andhra Pradesh, Uttar Pradesh, Maharashtra, Bihar, Uttarakhand	Sikkim, Mizoram, Rajasthan	1: Maharashtra 3: Kerala, Nagaland, Mizoram, Haryana, Andhra Pradesh, Bihar, Uttarakhand 9 :Tamil Nadu, West Bengal, Uttar Pradesh Karnataka	Monthly: Uttarakhand Annually : Kottayam, Kerala, Nagaland, Tamil Nadu, Mizoram, Karnataka, Haryana, Andhra Pradesh, Uttar Pradesh Once in 5 years: Maharashtra		Sikkim, Mizoram, Rajasthan	Rajasthan	Sikkim
Remarks, including reasons for 'No' in Col 10: • Sikkim: No specific record for urban areas. Only district and state figure exist									
29.1	Trucks- Public	Telangana, Kerala, Nagaland, Tamil Nadu, Himachal Pradesh, Mizoram, West Bengal, Karnataka, Haryana, Andhra Pradesh, Uttar Pradesh, Maharashtra, Bihar, Uttarakhand	Delhi, Rajasthan	1: Maharashtra 3: Kerala, Nagaland, Mizoram, Haryana, Andhra Pradesh, Bihar, Uttarakhand 9: Telangana, Tamil Nadu, West Bengal, Himachal Pradesh, Uttar Pradesh, Karnataka	Monthly: Uttarakhand Annually: Telangana, Kottayam, Kerala, Kozhicode, Kerala, Nagaland, Tamil Nadu, Mizoram, Karnataka, Haryana, Andhra Pradesh Once in 5 years: Maharashtra		Delhi, Rajasthan	Rajasthan	Delhi
Remarks, including reasons for 'No' in Col 10: • Delhi: Data not maintained									
29.2	Trucks- Private	Manipur, Telangana, Kerala, Nagaland, Tamil Nadu, Himachal Pradesh, Mizoram, West Bengal, Karnataka, Haryana, Andhra Pradesh, Uttar Pradesh, Maharashtra, Bihar, Uttarakhand	Delhi, Rajasthan	3: Kerala, Nagaland, Mizoram, Haryana, Andhra Pradesh, Bihar, Uttarakhand 9: Manipur, Telangana, Tamil Nadu, Himachal Pradesh, West Bengal, Uttar Pradesh, Maharashtra, Karnataka	Monthly: Uttarakhand Annually: Manipur, Telangana, Kerala, Nagaland, Tamil Nadu, Mizoram, Karnataka, Haryana, Andhra Pradesh, Uttar Pradesh Once in 5 years: Maharashtra		Delhi, Rajasthan	Rajasthan	Delhi
Remarks, including reasons for 'No' in Col 10: • Delhi: Data not maintained									
29.3	Buses- Public	Manipur, Telangana, Kerala, Nagaland, Tamil Nadu, Himachal Pradesh, Mizoram, West Bengal, Karnataka, Haryana, Andhra Pradesh, Uttar Pradesh, Maharashtra, Bihar, Uttarakhand	Delhi, Rajasthan	3: Kerala, Nagaland, Mizoram, Haryana, Andhra Pradesh, Bihar, Uttarakhand 9: Manipur, Telangana, Tamil Nadu, Karnataka, Himachal Pradesh, West Bengal, Uttar Pradesh, Maharashtra	Monthly: Uttarakhand Annually : Manipur, Telangana, Kottayam, Kerala, Kozhicode, Kerala, Nagaland, Tamil Nadu, Mizoram, Karnataka, Haryana, Andhra Pradesh, Uttar Pradesh Once in 5 years: Maharashtra		Delhi, Rajasthan	Rajasthan	Delhi
Remarks, including reasons for 'No' in Col 10: • Delhi: Data not maintained									

Sl. No	Item	Is Information available from Records?		If yes in Col. 3,		If 'No' in Col. 4, is Information collectable from oral enquiry?		If 'No' in Col. 8, is the information not at all collectable?	
		Yes (3)	No (4)	source code* (5)	Periodicity of updation of records (6)	Yes (7)	No (8)	Yes (9)	No (10)
29.4	Buses - Private	Manipur, Telangana, Kottayam, Kerala, Nagaland, Tamil Nadu, Mizoram, West Bengal, Karnataka, Haryana, Andhra Pradesh, Uttar Pradesh, Maharashtra, Bihar, Uttarakhand	Delhi, Rajasthan	3: Kerala, Nagaland, Mizoram, Bihar, Uttarakhand 9: Manipur, Tamil Nadu, Telangana, Himachal Pradesh, West Bengal, Uttar Pradesh, Maharashtra, Karnataka	Monthly: Uttarakhand Annually: Manipur, Telangana, Kottayam, Kerala, Kozhicode, Kerala Nagaland, Tamil Nadu, Mizoram, Karnataka, Haryana, Andhra Pradesh, Uttar Pradesh Once in 5 years: Maharashtra		Delhi, Rajasthan	Rajasthan	Delhi
Remarks, including reasons for 'No' in Col. 10: • Delhi: Data not maintained									
29.5	Two wheeler	Manipur, Delhi, Telangana, Kerala, Mizoram, Nagaland, Tamil Nadu, Himachal Pradesh, Mizoram, West Bengal, Karnataka, Haryana, Andhra Pradesh, Uttar Pradesh, Maharashtra, Bihar, Uttarakhand	Rajasthan	3: Delhi, Kerala, Nagaland, Mizoram, Haryana, Andhra Pradesh, Bihar, Uttarakhand 9: Manipur, Telangana, Tamil Nadu, West Bengal, Himachal Pradesh, Uttar Pradesh, Maharashtra, Karnataka	Monthly: Uttarakhand Annually: Manipur, Telangana, Kerala, Nagaland, Tamil Nadu, Mizoram, Karnataka, Haryana, Andhra Pradesh, Uttar Pradesh Once in 5 years: Maharashtra		Rajasthan	Rajasthan	
Remarks, including reasons for 'No' in Col. 10:									
29.6	Private Car	Manipur, Delhi, Telangana, Kerala, Nagaland, Tamil Nadu, Himachal Pradesh, Mizoram, West Bengal, Karnataka, Haryana, Andhra Pradesh, Uttar Pradesh, Maharashtra, Bihar, Uttarakhand	Rajasthan	9: Manipur, Himachal Pradesh, West Bengal, Telangana, Tamil Nadu, Uttar Pradesh, Maharashtra, Karnataka 3: Delhi, Kerala, Nagaland, Mizoram, Haryana, Andhra Pradesh, Bihar, Uttarakhand	Monthly: Uttarakhand Annually: Manipur, Telangana, Kerala, Nagaland, Tamil Nadu, Mizoram, Karnataka, Haryana, Andhra Pradesh, Uttar Pradesh Once in 5 years: Maharashtra		Rajasthan	Rajasthan	
Remarks, including reasons for 'No' in Col. 10:									
29.7	Jeep	Manipur, Delhi, Telangana, Kerala, Nagaland, Tamil Nadu, Himachal Pradesh, West Bengal, Karnataka, Haryana, Uttar Pradesh, Maharashtra, Bihar, Uttarakhand	Rajasthan	3: Delhi, Kerala, Nagaland, Mizoram, Haryana, Andhra Pradesh, Bihar, Uttarakhand 9: Manipur, Telangana, Tamil Nadu, Himachal Pradesh, West Bengal, Uttar Pradesh, Maharashtra, Karnataka	Monthly: Uttarakhand Annually: Manipur, Telangana, Kerala, Nagaland, Tamil Nadu, Mizoram, Karnataka, Haryana, Andhra Pradesh, Uttar Pradesh Once in 5 years: Maharashtra		Rajasthan	Rajasthan	
Remarks, including reasons for 'No' in Col. 10:									

Sl. No	Item	Is Information available from Records?		If yes in Col 3.		If 'No' in Col 4, is Information collectable from oral enquiry?		If 'No' in Col 8, is the information not at all collectable?	
		Yes	No	source code*	Periodicity of updation of records	Yes	No	Yes	No
(1)	(2)	(3)	(4)	(5)	(6)	(7)	(8)	(9)	(10)
29.8	Three wheeler	Manipur, Delhi, Telangana, Kerala, Nagaland, Mizoram, West Bengal, Karnataka, Haryana, Andhra Pradesh, Uttar Pradesh, Maharashtra, Bihar, Uttarakhand	Rajasthan	3: Delhi, Kerala, Nagaland, Mizoram, Haryana, Andhra Pradesh, Bihar, Uttarakhand 9: Manipur, Telangana, Tamil Nadu, Himachal Pradesh, West Bengal, Uttar Pradesh, Maharashtra, Karnataka	Monthly: Uttarakhand Annually: Manipur, Telangana, Kerala, Nagaland, Tamil Nadu, Mizoram, Karnataka, Haryana, Andhra Pradesh, Uttar Pradesh Once in 5 years: Maharashtra		Rajasthan	Rajasthan	
Remarks, including reasons for 'No' in Col. 10:									
29.9	Taxies/Cabs	Manipur, Delhi, Telangana, Kerala, Nagaland, Tamil Nadu, Himachal Pradesh, Mizoram, West Bengal, Karnataka, Haryana, Andhra Pradesh, Uttar Pradesh, Maharashtra, Bihar, Uttarakhand	Rajasthan	3: Delhi, Kerala, Nagaland, Mizoram, Haryana, Andhra Pradesh, Bihar, Uttarakhand 9: Manipur, Telangana, Tamil Nadu, Himachal Pradesh, West Bengal, Uttar Pradesh, Maharashtra, Karnataka	Monthly: Uttarakhand Annually: Manipur, Telangana, Kerala, Nagaland, Tamil Nadu, Mizoram, Karnataka, Haryana, Andhra Pradesh, Uttar Pradesh Once in 5 years: Maharashtra		Rajasthan	Rajasthan	
Remarks, including reasons for 'No' in Col. 10:									
29.10	Cycles	Telangana, Kerala, Nagaland, Tamil Nadu, Mizoram, West Bengal, Karnataka, Andhra Pradesh, Maharashtra, Bihar, Uttarakhand	Delhi, Rajasthan, Uttar Pradesh, Manipur	3: Kerala, Mizoram, Haryana, Andhra Pradesh, Bihar, Uttarakhand 9: Telangana, Tamil Nadu, Maharashtra, West Bengal, Karnataka	Monthly: Uttarakhand Annually: Telangana, Kottayam, Kerala, Tamil Nadu, Karnataka, Haryana, Andhra Pradesh Once in 5 years: Maharashtra	Manipur, Uttar Pradesh	Delhi, Kerala, Rajasthan	Manipur, Rajasthan	Delhi
Remarks, including reasons for 'No' in Col. 10: • Delhi: Data not maintained									
29.11	Rickshaw	Manipur, Delhi, Telangana, Kerala, Tamil Nadu, Mizoram, West Bengal, Karnataka, Haryana, Andhra Pradesh, Maharashtra, Bihar, Uttarakhand	Rajasthan, Uttar Pradesh, Himachal Pradesh	1: Manipur 3: Delhi, Kerala, Haryana, Andhra Pradesh, Bihar, Uttarakhand 9: Telangana, Tamil Nadu, West Bengal, Maharashtra, Karnataka	Monthly: Uttarakhand Annually: Manipur, Telangana, Kerala, Nagaland, Tamil Nadu, Mizoram, Karnataka, Haryana, Andhra Pradesh Once in 5 years: Maharashtra	Uttar Pradesh	Rajasthan, Karnataka	Rajasthan	
Remarks, including reasons for 'No' in Col. 10:									
29.12	Tonga	Delhi, Telangana, Kerala, Tamil Nadu, Mizoram, West Bengal, Karnataka, Haryana, Andhra Pradesh, Bihar, Maharashtra, Uttarakhand	Manipur, Kerala, Rajasthan, Uttar Pradesh, Himachal Pradesh	3: Delhi, Kerala, Mizoram, Haryana, Andhra Pradesh, Bihar, Uttarakhand 9: Telangana, Tamil Nadu, West Bengal, Maharashtra, Karnataka	Monthly: Uttarakhand Annually: Telangana, Kerala, Nagaland, Tamil Nadu, Mizoram, Karnataka, Haryana, Andhra Pradesh	Manipur, Uttar Pradesh	Rajasthan	Manipur, Rajasthan	
Remarks, including reasons for 'No' in Col. 10:									

Sl No	Item	Is Information available from Records?		If yes in Col 3,		If 'No' in Col 4, is Information collectable from oral enquiry?		If 'No' in Col 8, is the information not at all collectable?	
		Yes	No	source code*	Periodicity of updation of records	Yes	No	Yes	No
(1)	(2)	(3)	(4)	(5)	(6)	(7)	(8)	(9)	(10)
29.1 3	Others	Delhi, Telangana, Kerala, Tamil Nadu, Mizoram, West Bengal, Karnataka, Haryana, Andhra Pradesh, Bihar, Maharashtra, Uttarakhand	Nagaland, Manipur, Rajasthan, Uttar Pradesh	3: Delhi, Mizoram, Kerala, Haryana, Andhra Pradesh, Bihar, Uttarakhand 9: Telangana, Tamil Nadu, West Bengal, Maharashtra, Karnataka	Monthly: Uttarakhand Annually: Telangana, Kerala, Nagaland, Tamil Nadu, Karnataka, Haryana, Andhra Pradesh	Manipur, Uttar Pradesh	Rajasthan,	Manipur, Rajasthan	
Remarks, including reasons for 'No' in Col 10:									
	Public Parking Facilities (Number and Capacity)	Tamil Nadu, Mizoram, West Bengal, Karnataka, Uttarakhand	Rajasthan, Uttar Pradesh	1: Uttarakhand 3: Nagaland, Mizoram 9: Tamil Nadu, West Bengal, Karnataka, Uttar Pradesh	Annually : Nagaland, Tamil Nadu, Mizoram, Karnataka, Uttar Pradesh, Uttarakhand		Rajasthan		
29.1 4	Motorized Vehicle	Manipur, Delhi, Telangana, Kerala, Tamil Nadu, Himachal Pradesh, Mizoram, Karnataka, Haryana, Andhra Pradesh, Maharashtra, Bihar, Uttarakhand	Rajasthan, Nagaland	1: Manipur, Kerala 3: Delhi, Nagaland, Mizoram, Haryana, Andhra Pradesh, Uttar Pradesh, Bihar, Uttarakhand 9: Telangana, Tamil Nadu, Himachal Pradesh, West Bengal, Maharashtra, Karnataka	Monthly: Uttarakhand Annually: Manipur, Telangana, Kerala, Nagaland, Tamil Nadu, Mizoram, Karnataka, Haryana, Andhra Pradesh Once in 5 years: Maharashtra	Uttar Pradesh	Rajasthan	Rajasthan	
Remarks, including reasons for 'No' in Col 10:									
29.1 5	Non Motorized Vehicle	Manipur, Delhi, Telangana, Tamil Nadu, Mizoram, West Bengal, Karnataka, Haryana, Andhra Pradesh, Bihar, Maharashtra, Uttarakhand	Kerala, Nagaland, Rajasthan	1: Manipur 3: Delhi, Nagaland, Mizoram, Haryana, Andhra Pradesh, Bihar 9: Telangana, Tamil Nadu, West Bengal, Maharashtra, Karnataka	Monthly: Uttarakhand Annually: Manipur, Telangana, Nagaland, Tamil Nadu, Mizoram, Karnataka, Haryana, Andhra Pradesh Once in 5 years: Maharashtra	Kerala, Uttar Pradesh	Rajasthan	Rajasthan	
Remarks, including reasons for 'No' in Col 10:									
29.1 6	Both Motorized and Non Motorized Vehicle	Manipur, Delhi, Telangana, Nagaland, Tamil Nadu, Himachal Pradesh, Mizoram, West Bengal, Karnataka, Bihar, Andhra Pradesh, Maharashtra, Uttarakhand	Kerala, Nagaland, Rajasthan	1: Manipur 3: Delhi, Nagaland, Mizoram, Haryana, Andhra Pradesh, Uttar Pradesh, Bihar, Uttarakhand 9: Telangana, Tamil Nadu, Himachal Pradesh, West Bengal, Maharashtra, Karnataka	Monthly: Uttarakhand Annually: Manipur, Telangana, Nagaland, Mizoram, Karnataka, Haryana, Andhra Pradesh Once in 5 years: Maharashtra	Kerala, Uttar Pradesh	Rajasthan	Rajasthan	
Remarks, including reasons for 'No' in Col 10:									
	Terminals (Number and Capacity)	Tamil Nadu, Mizoram, West Bengal, Karnataka, Uttar Pradesh, Maharashtra	Nagaland, Rajasthan	3: Nagaland, Mizoram, Uttarakhand 9: Tamil Nadu, West Bengal, Uttar Pradesh, Karnataka, Maharashtra	Annually : Nagaland, Tamil Nadu, Mizoram, Karnataka, Uttar Pradesh Once in 5 years: Maharashtra		Rajasthan	Rajasthan	
Remarks, including reasons for 'No' in Col 10:									

Sl. No	Item	Is Information available from Records?		If yes in Col. 3, source code*	Periodicity of updation of records (6)	If 'No' in Col.4, is Information collectable from oral enquiry?		If 'No' in Col 8, is the information not at all collectable?	
		Yes (3)	No (4)			Yes (7)	No (8)	Yes (9)	No (10)
29.17	Bus	Manipur, Delhi, Telangana, Kerala, Nagaland, Tamil Nadu, Himachal Pradesh, Mizoram, West Bengal, Karnataka, Haryana, Andhra Pradesh, Uttar Pradesh, Maharashtra, Bihar, Uttarakhand	Rajasthan	1: Manipur, Kerala 3: Delhi, Mizoram, Nagaland, Haryana, Andhra Pradesh, Bihar, Uttarakhand 9: Telangana, Tamil Nadu, Himachal Pradesh, West Bengal, Uttar Pradesh, Maharashtra, Karnataka	Monthly: Uttarakhand Annually : Manipur, Telangana, Kerala, Nagaland, Tamil Nadu, Mizoram, Karnataka, Haryana, Andhra Pradesh, Uttar Pradesh Once in 5 years: Maharashtra		Rajasthan	Rajasthan	
Remarks, including reasons for 'No' in Col. 10:									
29.18	Truck	Manipur, Telangana, Kerala, Tamil Nadu, Himachal Pradesh, Mizoram, West Bengal, Karnataka, Haryana, Andhra Pradesh, Uttar Pradesh, Maharashtra, Bihar, Uttarakhand	Delhi, Nagaland, Rajasthan	1: Manipur, Kerala 3: Nagaland, Mizoram, Haryana, Andhra Pradesh, Bihar, Uttarakhand 9: Telangana, Tamil Nadu, Himachal Pradesh, West Bengal, Uttar Pradesh, Maharashtra, Karnataka	Monthly: Uttarakhand Annually: Manipur, Telangana, Kerala, Nagaland, Tamil Nadu, Mizoram, Karnataka, Haryana, Andhra Pradesh, Uttar Pradesh Once in 5 years: Maharashtra		Delhi, Rajasthan	Rajasthan	Delhi
Remarks, including reasons for 'No' in Col. 10:									
<ul style="list-style-type: none"> Delhi: Data not maintained West Bengal : Periodicity of records not Available 									

Note:

- Kerala: No facility from RTD.
- Karnataka: Information is collected from RTD.

Block 30: Roadways, Railways, Inland Water ways and Airways

Roadways

Sl. No	Item	Is Information available from Records?		If yes in Col. 3,		If 'No' in Col.4, is Information collectable from oral enquiry?		If 'No' in Col 8, is the information not at all collectable?	
		Yes	No	source code* (5)	Periodicity of updation of records (6)	Yes	No	Yes	No
(1)	(2)	(3)	(4)	(5)	(6)	(7)	(8)	(9)	(10)
30.1	Width, Surfaced Road, Unsurfaced Road, Foot path, Cycle Track etc.	Manipur, Tamil Nadu, Telangana, Kerala, Himachal Pradesh, Mizoram, Rajasthan, West Bengal, Karnataka, Haryana, Andhra Pradesh, Uttar Pradesh, Maharashtra, Bihar, Uttarakhand	Delhi, Sikkim, Nagaland	1: Telangana, Kottayam, Kerala, Nagaland, Tamil Nadu, West Bengal, Rajasthan 2: Bihar 3: Mizoram, Haryana, Rajasthan, Uttarakhand 5: Karnataka, Andhra Pradesh 9: Manipur, Himachal Pradesh, Uttar Pradesh, Maharashtra	Annually: Manipur, Telangana, Kerala, Nagaland, Tamil Nadu, Himachal Pradesh, Mizoram, Rajasthan, Haryana, Andhra Pradesh, Uttar Pradesh, Uttarakhand Once in 5 years: Maharashtra	Sikkim	Delhi, Karnataka		Delhi
Remarks, including reasons for 'No' in Col. 10:									
<ul style="list-style-type: none"> Kerala: There is no cycle Tracks and now records are not properly maintained by the authorities 									

Railways (Station wise Data)

Sl. No	Item	Is Information available from Records?		If yes in Col. 3,		If 'No' in Col.4, is Information collectable from oral enquiry?		If 'No' in Col 8, is the information not at all collectable?	
		Yes	No	source code* (5)	Periodicity of updation of records (6)	Yes	No	Yes	No
(1)	(2)	(3)	(4)	(5)	(6)	(7)	(8)	(9)	(10)
30.2	Types of rail gauge; viz broad-1, narrow-2 and meter gauge-3, broad & narrow-4, broad & meter-5, meter & narrow-6, broad, meter & narrow-7	Delhi, Telangana, Kerala, Nagaland, Tamil Nadu, Himachal Pradesh, Mizoram, Rajasthan, West Bengal, Haryana, Uttar Pradesh, Maharashtra, Bihar, Uttarakhand	Karnataka, Andhra Pradesh, Manipur, Sikkim	1: Nagaland, Tamil Nadu, West Bengal, Rajasthan 3: Delhi, Mizoram, Haryana, Rajasthan, Bihar, Uttarakhand 9: Telangana, Kerala, Himachal Pradesh, Uttar Pradesh, Maharashtra	Annually: Telangana, Kerala, Nagaland, Tamil Nadu, Himachal Pradesh, Mizoram, Rajasthan, Uttar Pradesh, Uttarakhand Once in 5 years: Maharashtra	Manipur	Karnataka, Andhra Pradesh	Manipur	Karnataka, Andhra Pradesh
30.3	Length of rail network (in km)	Delhi, Telangana, Kerala, Tamil Nadu, Himachal Pradesh, Mizoram, Rajasthan, West Bengal, Haryana, Uttar Pradesh, Maharashtra, Bihar, Uttarakhand	Nagaland, Karnataka, Manipur, Andhra Pradesh	1: Nagaland, Tamil Nadu, West Bengal, Rajasthan 3: Delhi, Kozhicode, Kerala, Mizoram, Haryana, Rajasthan, Bihar, Uttarakhand 9: Telangana, Himachal Pradesh, Uttar Pradesh, Maharashtra	Annually: Telangana, Kerala, Nagaland, Tamil Nadu, Himachal Pradesh, Mizoram, Rajasthan, Uttar Pradesh, Uttarakhand Once in 5 years: Maharashtra	Manipur, Kerala	Karnataka, Andhra Pradesh	Manipur	Karnataka, Andhra Pradesh

Sl. No	Item	Is Information available from Records?		If yes in Col. 3, source code*	Periodicity of updation of records	If 'No' in Col.4, is information collectable from oral enquiry?		If 'No' in Col 8, is the information not at all collectable?	
		Yes	No			Yes	No	Yes	No
(1)	(2)	(3)	(4)	(5)	(6)	(7)	(8)	(9)	(10)
30.4	No. of platforms (Goods)	Delhi, Telangana, Kerala, Tamil Nadu, Rajasthan, West Bengal, Haryana, Uttar Pradesh, Maharashtra, Bihar, Uttarakhand	Nagaland, Karnataka, Manipur, Andhra Pradesh	1 : Nagaland, Tamil Nadu, West Bengal, Rajasthan 3: Delhi, Kozhicode, Kerala, Mizoram, Haryana, Rajasthan, Bihar, Uttarakhand 9: Telangana, Himachal Pradesh, Uttar Pradesh, Maharashtra	Annually: Telangana, Kerala, Nagaland, Tamil Nadu, Himachal Pradesh, Mizoram, Rajasthan, Uttar Pradesh, Uttarakhand Once in 5 years: Maharashtra	Manipur	Karnataka, Andhra Pradesh	Manipur	Karnataka, Andhra Pradesh
Remarks, including reasons for 'No' in Col. 10:									
30.5	No. of platforms (Passenger)	Delhi, Telangana, Kerala, Tamil Nadu, Himachal Pradesh, Mizoram, Rajasthan, West Bengal, Haryana, Uttar Pradesh, Maharashtra, Bihar, Uttarakhand	Nagaland, Karnataka, Andhra Pradesh, Manipur	1: Nagaland, Tamil Nadu, West Bengal, Rajasthan 3: Delhi, Kozhicode, Kerala, Haryana, Rajasthan, Bihar, Uttarakhand 9: Telangana, Himachal Pradesh, Uttar Pradesh, Maharashtra	Annually: Telangana, Kerala, Nagaland, Tamil Nadu, Himachal Pradesh, Mizoram, Rajasthan, Uttar Pradesh, Uttarakhand Once in 5 years: Maharashtra	Manipur	Karnataka, Andhra Pradesh	Manipur	Karnataka, Andhra Pradesh
Remarks, including reasons for 'No' in Col. 10:									
30.6	No of yards	Delhi, Telangana, Kerala, Tamil Nadu, Himachal Pradesh, Mizoram, Rajasthan, West Bengal, Haryana, Uttar Pradesh, Maharashtra, Bihar, Uttarakhand	Nagaland, Karnataka, Andhra Pradesh, Manipur	1: Nagaland, Tamil Nadu, West Bengal, Rajasthan 3: Delhi, Kozhicode, Kerala, Haryana, Mizoram, Rajasthan, Bihar, Uttarakhand 9: Telangana, Himachal Pradesh, Uttar Pradesh, Maharashtra	Annually: Telangana, Kerala, Nagaland, Tamil Nadu, Himachal Pradesh, Mizoram, Rajasthan, Uttar Pradesh, Uttarakhand Once in 5 years: Maharashtra	Manipur, Kerala	Karnataka, Andhra Pradesh	Manipur	Karnataka, Andhra Pradesh
Remarks, including reasons for 'No' in Col. 10:									

Water ways (Port-wise)

Sl. No	Item	Is Information available from Records?		If yes in Col. 3, source code*	Periodicity of updation of records	If 'No' in Col.4, is information collectable from oral enquiry?		If 'No' in Col. 8, is the information not at all collectable?	
		Yes	No			Yes	No	Yes	No
(1)	(2)	(3)	(4)	(5)	(6)	(7)	(8)	(9)	(10)
	Number, Length in KM, Capacity in tonnage	West Bengal		1: Nagaland, Tamil Nadu, West Bengal	Annually: Nagaland, Tamil Nadu				
Remarks, including reasons for 'No' in Col. 10:									
30.12	Major ports	Kerala, Tamil Nadu, West Bengal, Maharashtra	Bihar	1: Tamil Nadu, West Bengal 3: Kerala 9: Maharashtra	Annually: Tamil Nadu, Kerala Once in 5 years: Maharashtra	Bihar			
Remarks, including reasons for 'No' in Col. 10:									
30.13	Minor ports	Kerala, Tamil Nadu, West Bengal, Maharashtra	Bihar	1: Tamil Nadu, West Bengal 3: Kerala 9: Maharashtra	Annually: Kerala, Tamil Nadu Once in 5 years: Maharashtra				
Remarks, including reasons for 'No' in Col. 10:									
30.14	Length of the coastline (in Km)	Kerala, Tamil Nadu, West Bengal, Maharashtra	Bihar	1: Tamil Nadu, West Bengal 3: Kerala 9: Maharashtra	Annually: Kerala, Tamil Nadu Once in 5 years: Maharashtra				
Remarks, including reasons for 'No' in Col. 10:									
30.15	Navigable rivers	Kerala, Tamil Nadu, West Bengal, Maharashtra	Bihar	1: Tamil Nadu, West Bengal 3: Kerala 9: Maharashtra	Annually: Kerala, Tamil Nadu Once in 5 years: Maharashtra	Bihar			
Remarks, including reasons for 'No' in Col. 10:									
30.16	Navigable canals	Kerala, Tamil Nadu, West Bengal, Maharashtra	Bihar	1: Tamil Nadu, West Bengal 3: Kerala 9: Maharashtra	Annually: Kerala, Tamil Nadu Once in 5 years: Maharashtra	Bihar			
Remarks, including reasons for 'No' in Col. 10:									
30.17	Boats	Kerala, Tamil Nadu, West Bengal, Maharashtra	Bihar	1: Tamil Nadu, West Bengal 3: Kerala 9: Maharashtra	Annually: Kerala, Tamil Nadu Once in 5 years: Maharashtra	Bihar			
Remarks, including reasons for 'No' in Col. 10:									
30.18	Ships	Kerala, Tamil Nadu, West Bengal, Maharashtra	Bihar	1: Tamil Nadu, West Bengal 3: Kerala 9: Maharashtra	Annually: Kerala, Tamil Nadu Once in 5 years: Maharashtra	Bihar			
Remarks, including reasons for 'No' in Col. 10:									

Sl. No	Item	Is Information available from Records?		If yes in Col. 3, source code*	Periodicity of updation of records	If 'No' in Col4, is Information collectable from oral enquiry?		If 'No' in Col 8, is the information not at all collectable?	
		Yes	No			(1)	(2)	(3)	(4)
(1)	(2)	(3)	(4)	(5)	(6)	(1)	(2)	(3)	(4)
30.19	Oil tankers	Kerala, Tamil Nadu, West Bengal, Maharashtra	Bihar	1: Tamil Nadu, West Bengal 3: Kerala 9: Maharashtra	Annually: Kerala, Tamil Nadu Once in 5 years: Maharashtra	Bihar			
Remarks, including reasons for 'No' in Col. 10:									
30.20	Vessels	Kerala, Tamil Nadu, West Bengal, Maharashtra	Bihar	1: Tamil Nadu, West Bengal 3: Kerala 9: Maharashtra	Annually: Kerala, Tamil Nadu Once in 5 years: Maharashtra	Bihar			
Remarks, including reasons for 'No' in Col. 10:									
30.21	Goods carried by ships/tankers etc	Kerala, Tamil Nadu, West Bengal, Maharashtra	Bihar	1: Tamil Nadu, West Bengal 3: Kerala 9: Maharashtra	Annually: Kerala, Tamil Nadu Once in 5 years: Maharashtra	Bihar			
Remarks, including reasons for 'No' in Col. 10:									
30.22	Shipping yards	Kerala, Tamil Nadu, West Bengal, Maharashtra	Bihar	1: Tamil Nadu, West Bengal 3: Kerala 9: Maharashtra	Annually: Kerala, Tamil Nadu Once in 5 years: Maharashtra	Bihar			
Remarks, including reasons for 'No' in Col. 10:									

Note:

- Kerala: Information collected from Patwari
- Telangana, Delhi, Rajasthan, Uttar Pradesh, Mizoram, Nagaland, Manipur, Haryana and Himachal Pradesh, Uttarakhand: Not applicable
- Andhra Pradesh: No waterways
- Karnataka: No information available as per records

Airways (Airport wise)

Sl. No	Item	Is Information available from Records?		If yes in Col. 3, source code*	Periodicity of updation of records	If 'No' in Col.4, is Information collectable from oral enquiry?		If 'No' in Col. 8, is the information not at all collectable?	
		Yes	No			Yes	No	Yes	No
(1)	(2)	(3)	(4)	(5)	(6)	(7)	(8)	(9)	(10)
	Number, Volume in Tonnage, Tariff /Fare	Tamil Nadu, Mizoram, West Bengal	Nagaland, Rajasthan, Karnataka, Uttar Pradesh	1: West Bengal, Uttar Pradesh		Rajasthan, Uttar Pradesh	Karnataka, Andhra Pradesh		Karnataka, Andhra Pradesh
Remarks, including reasons for 'No' in Col. 10:									
30.23	Passenger - Domestic	Delhi, Tamil Nadu, Mizoram, West Bengal, Andhra Pradesh, Maharashtra	Kerala, Nagaland, Rajasthan, Manipur, Karnataka, Haryana, Uttar Pradesh, Manipur, Bihar	1 : Tamil Nadu, West Bengal, Haryana, Uttar Pradesh 3: Mizoram 9: Delhi, Maharashtra	Annually: Nagaland, Tamil Nadu, Mizoram, Rajasthan, Haryana, Uttar Pradesh Once in 5 years: Maharashtra	Kerala, Bihar	Karnataka, Andhra Pradesh		Karnataka, Andhra Pradesh
Remarks, including reasons for 'No' in Col. 10:									
30.24	Passenger-International	Delhi, Tamil Nadu, West Bengal, Andhra Pradesh, Maharashtra	Manipur, Kerala, Nagaland, Mizoram, Rajasthan, Karnataka, Haryana, Uttar Pradesh, Bihar	1 : Tamil Nadu, West Bengal, Haryana 3: Mizoram 9: Delhi, Maharashtra	Annually: Nagaland, Tamil Nadu, Mizoram, Rajasthan, Haryana, Uttar Pradesh Once in 5 years: Maharashtra	Kerala, Bihar	Mizoram, Karnataka, Andhra Pradesh		Karnataka, Andhra Pradesh
Remarks, including reasons for 'No' in Col. 10:									
30.25	Traffic volume- Domestic	Delhi, Tamil Nadu, Mizoram, West Bengal, Andhra Pradesh, Maharashtra	Kerala, Nagaland, Rajasthan, Karnataka, Haryana, Uttar Pradesh, Manipur, Bihar	1 :Tamil Nadu, West Bengal, Haryana 3: Mizoram 9: Delhi, Maharashtra	Annually: Nagaland, Tamil Nadu, Mizoram, Rajasthan, Haryana, Uttar Pradesh Once in 5 years: Maharashtra	Manipur, Kerala, Bihar	Karnataka, Andhra Pradesh	Manipur	Karnataka, Andhra Pradesh
Remarks, including reasons for 'No' in Col. 10:									
30.26	Traffic volume - International	Delhi, Tamil Nadu, Mizoram, West Bengal, Andhra Pradesh, Maharashtra	Kerala, Nagaland, Rajasthan, Manipur, Karnataka, Haryana, Uttar Pradesh, Bihar	1 :Tamil Nadu, West Bengal, Haryana 3: Mizoram 9: Delhi, Maharashtra	Annually: Nagaland, Tamil Nadu, Mizoram, Rajasthan, Haryana, Uttar Pradesh Once in 5 years: Maharashtra	Manipur, Kerala, Bihar	Karnataka, Andhra Pradesh	Manipur	Karnataka, Andhra Pradesh
Remarks, including reasons for 'No' in Col. 10:									

Note:

- Sikkim, Telangana, Himachal Pradesh : Not applicable
- Andhra Pradesh : No Airways in both Municipalities
- Karnataka: No information as per records
- Kerala: Information collected from Patwari
- Uttarakhand: No information is available for Water ways (Port wise) and Airways (Airport).

Block 31: A: Scheme for Housing Stock Generation

Sl. No	Item	Is Information available from Records?		If yes in Col. 3, source code*	Periodicity of updation of records	If 'No' in Col.4, is Information collectable from oral enquiry?		If 'No' in Col 8, is the information not at all collectable?	
		Yes	No			Yes	No	Yes	No
(1)	(2)	(3)	(4)	(5)	(6)	(7)	(8)	(9)	(10)
31.1	Is there any scheme for housing stock generation?	Manipur, Telangana, Delhi, Kerala, Tamil Nadu, Rajasthan, West Bengal, Karnataka, Andhra Pradesh, Uttar Pradesh, Bihar	Sikkim, Nagaland, Mizoram, Haryana, Maharashtra, Uttarakhand	1: Manipur, Kerala, Tamil Nadu, West Bengal, Uttar Pradesh, Rajasthan 2: Karnataka 3: Delhi, Telangana, Nagaland, Rajasthan, Bihar 5: Andhra Pradesh	Quarterly: Tamil Nadu Annually: Manipur, Telangana, Andhra Pradesh, Kerala, Nagaland, Rajasthan, Karnataka, Uttar Pradesh	Maharashtra	Sikkim, Mizoram, Haryana, Uttarakhand	Uttarakhand	Sikkim
Remarks, including reasons for 'No' in Col. 10:									
31.2	If yes, then details like Name, Type, number of Dwellings constructed etc.	Manipur, Delhi, Telangana, Kerala, Tamil Nadu, Rajasthan, West Bengal, Karnataka, Andhra Pradesh, Uttar Pradesh, Bihar	Nagaland, Mizoram, Haryana, Uttarakhand	1: Manipur, Kerala, Tamil Nadu, West Bengal, Uttar Pradesh, Rajasthan 2: Karnataka 3: Delhi, Telangana, Nagaland, Rajasthan, Bihar 5: Andhra Pradesh	Quarterly: Tamil Nadu Annually: Manipur, Telangana, Kerala, Nagaland, Rajasthan, Karnataka, Uttar Pradesh, Andhra Pradesh		Mizoram, Haryana, Uttarakhand	Uttarakhand	
Remarks, including reasons for 'No' in Col. 10:									
31.3	Building Permission issued in last reference year and its details	Manipur, Delhi, Telangana, Kerala, Tamil Nadu, Rajasthan, West Bengal, Karnataka, Andhra Pradesh, Uttar Pradesh, Bihar	Nagaland, Mizoram, Haryana, Uttarakhand	1: Manipur, Kerala, West Bengal, Uttar Pradesh, Rajasthan 2: Karnataka 3: Delhi, Telangana, Nagaland, Tamil Nadu, Rajasthan, Bihar 5: Andhra Pradesh	Quarterly: Tamil Nadu Annually: Manipur, Telangana, Kerala, Nagaland, Rajasthan, Karnataka, Andhra Pradesh, Uttar Pradesh		Mizoram, Haryana, Uttarakhand	Uttarakhand	
Remarks, including reasons for 'No' in Col. 10:									

Note:

- Sikkim: No record
- Himachal Pradesh: Nil
- Karnataka: No information available as per records

Block 32: Environment

Air Pollution Concentration ($\mu\text{g}/\text{m}^3$) (microgram/ m^3) (As last recorded during the reference year)

Sl. No	Item	Is Information available from Records?		If yes in Col. 3,		If 'No' in Col4, is Information collectable from oral enquiry?		If 'No' in Col 8, is the information not at all collectable?	
		Yes	No	source code*	Periodicity of updation of records	Yes	No	Yes	No
(1)	(2)	(3)	(4)	(5)	(6)	(7)	(8)	(9)	(10)
32.1	Air Pollution Concentration by type of pollutant, as mentioned?	Manipur, Sikkim, Himachal Pradesh, Rajasthan, West Bengal, Maharashtra, Uttarakhand	Delhi, Kerala, Nagaland, Tamil Nadu, Mizoram, Karnataka, Haryana, Andhra Pradesh, Uttar Pradesh, Bihar	1: West Bengal 3: Sikkim, Nagaland, Uttarakhand 9: Manipur, Himachal Pradesh, Maharashtra	Per Day: Uttarakhand Half yearly: Manipur Annually: Sikkim, Nagaland, Himachal Pradesh Once in 5 years: Maharashtra	Tamil Nadu, Uttar Pradesh	Delhi, Kerala, Nagaland, Karnataka, Haryana, Andhra Pradesh, Bihar	Delhi, Nagaland, Mizoram	Karnataka, Andhra Pradesh, Kerala, Bihar
Remarks, including reasons for 'No' in Col. 10:									
32.2	Level of noise pollution	Manipur, Sikkim, Himachal Pradesh, Rajasthan, West Bengal, Karnataka, Maharashtra, Uttarakhand	Delhi, Telangana, Kerala, Nagaland, Tamil Nadu, Mizoram, Haryana, Andhra Pradesh, Uttar Pradesh, Bihar	1: West Bengal 3: Sikkim, Nagaland, Uttarakhand 9: Manipur, Himachal Pradesh, Maharashtra, Karnataka	Per Day: Uttarakhand Half yearly: Manipur Annually: Sikkim, Nagaland, Himachal Pradesh, Karnataka Once in 5 years: Maharashtra	Tamil Nadu, Uttar Pradesh	Delhi, Telangana, Kerala, Nagaland, Haryana, Andhra Pradesh, Bihar	Nagaland, Mizoram	Delhi, Kerala, Andhra Pradesh, Bihar
Remarks, including reasons for 'No' in Col. 10: • West Bengal: Data not available in Tarakeswar Municipality									
32.3	Level of water pollution	Manipur, Sikkim, Himachal Pradesh, Rajasthan, West Bengal, Karnataka, Maharashtra, Uttarakhand	Delhi, Telangana, Kerala, Nagaland, Tamil Nadu, Mizoram, Haryana, Andhra Pradesh, Uttar Pradesh, Bihar	1: West Bengal 3: Sikkim, Nagaland, Uttarakhand 9: Manipur, Himachal Pradesh, Maharashtra, Karnataka	Per Day: Uttarakhand Half yearly: Manipur Annually: Sikkim, Nagaland, Himachal Pradesh, Karnataka Once in 5 years: Maharashtra	Tamil Nadu, Uttar Pradesh	Delhi, Telangana, Kerala, Nagaland, Haryana, Andhra Pradesh, Bihar	Nagaland, Mizoram	Delhi, Kerala, Andhra Pradesh, Bihar
Remarks, including reasons for 'No' in Col. 10:									

Note:

- Delhi: Separate data for pollutants is not available
- Telangana: Information not available
- Kerala: At present systematic measurement in the corporation
- Nagaland: Mechanism not yet developed.
- Bihar: Concerning technical infrastructure is not available


Block 33: Governance: Revenue and Receipt of Local Body (Rs. In Lakh) (During the Year)

Sl. No	Item	Is Information available from Records?		If yes in Col. 3,		If 'No' in Col 4, is Information collectable from oral enquiry?		If 'No' in Col 8, is the information not at all collectable?	
		Yes	No	source code*	Periodicity of updation of records	Yes	No	Yes	No
(1)	(2)	(3)	(4)	(5)	(6)	(7)	(8)	(9)	(10)
33.1	Revenue Receipt	Manipur, Delhi, Telangana, Kerala, Nagaland, Himachal Pradesh, Mizoram, Rajasthan, Karnataka, Uttar Pradesh, Maharashtra, Bihar, Uttarakhand		1: Manipur, Tamil Nadu, Himachal Pradesh, Telangana, Kerala, Rajasthan, West Bengal, Uttar Pradesh, Maharashtra, Uttarakhand 3: Delhi, Mizoram, Bihar 4: Karnataka 5: Andhra Pradesh	Annually: Manipur, Delhi, Telangana, Kerala, Nagaland, Tamil Nadu, Mizoram, Rajasthan, Haryana, Uttar Pradesh, Uttarakhand Once in 3 years: Himachal Pradesh Once in 5 years: Maharashtra				
33.11	Tax	Manipur, Delhi, Sikkim, Telangana, Kerala, Nagaland, Tamil Nadu, Himachal Pradesh, Mizoram, Rajasthan, West Bengal, Karnataka, Haryana, Andhra Pradesh, Uttar Pradesh, Maharashtra, Bihar, Uttarakhand		1: Manipur, Telangana, Kerala, Tamil Nadu, Himachal Pradesh, Uttar Pradesh, West Bengal, Rajasthan, Maharashtra, Uttarakhand 3: Delhi, Nagaland, Mizoram, Haryana, Bihar 4: Karnataka 5: Andhra Pradesh	Annually: Manipur, Delhi, Telangana, Kerala, Nagaland, Tamil Nadu, Mizoram, Rajasthan, Andhra Pradesh, Haryana, Uttar Pradesh, Uttarakhand Once in 3 years: Himachal Pradesh Once in 5 years: Maharashtra				
33.111	Property Tax	Manipur, Delhi, Telangana, Kerala, Nagaland, Tamil Nadu, Himachal Pradesh, Mizoram, Rajasthan, West Bengal, Karnataka, Haryana, Andhra Pradesh, Uttar Pradesh, Maharashtra, Bihar, Uttarakhand	Sikkim	1: Manipur, Telangana, Kerala, Tamil Nadu, Himachal Pradesh, Rajasthan, West Bengal, Uttar Pradesh, Maharashtra, Uttarakhand 3: Nagaland, Delhi, Mizoram, Haryana, Bihar 4: Karnataka 5: Andhra Pradesh	Annually: Manipur, Delhi, Telangana, Kerala, Nagaland, Tamil Nadu, Mizoram, Rajasthan, Karnataka, Andhra Pradesh, Haryana, Uttar Pradesh, Uttarakhand Once in 3 years: Himachal Pradesh Once in 5 years: Maharashtra		Sikkim		Sikkim
Remarks, including reasons for 'No' in Col. 10: • Sikkim: No record									
33.112	Other Tax	Manipur, Delhi, Telangana, Kerala, Nagaland, Tamil Nadu, Himachal Pradesh, Mizoram, Rajasthan, West Bengal, Karnataka, Haryana, Andhra Pradesh, Uttar Pradesh, Maharashtra, Bihar, Uttarakhand	Sikkim	1: Manipur, Telangana, Kerala, Tamil Nadu, Himachal Pradesh, Rajasthan, West Bengal, Uttar Pradesh, Maharashtra, Uttarakhand 3: Delhi, Nagaland, Mizoram, Haryana, Bihar 4: Karnataka 5: Andhra Pradesh	Annually: Manipur, Delhi, Telangana, Kerala, Nagaland, Tamil Nadu, Mizoram, Rajasthan, Karnataka, Andhra Pradesh, Haryana, Uttar Pradesh, Uttarakhand Once in 3 years: Himachal Pradesh Once in 5 years: Maharashtra		Sikkim		Sikkim
Remarks, including reasons for 'No' in Col. 10: • Sikkim: No record									

Sl. No	Item	Is Information available from Records?		If yes in Col. 3,		If 'No' in Col.4, is Information collectable from oral enquiry?		If 'No' in Col. 8, is the information not at all collectable?	
		Yes	No	source code*	Periodicity of updation of records	Yes	No	Yes	No
(1)	(2)	(3)	(4)	(5)	(6)	(7)	(8)	(9)	(10)
33.12	Non-tax	Manipur, Delhi, Sikkim, Telangana, Kerala, Nagaland, Himachal Pradesh, Mizoram, Rajasthan, West Bengal, Karnataka, Haryana, Andhra Pradesh, Uttar Pradesh, Maharashtra, Bihar, Uttarakhand		1: Manipur, Telangana, Kerala, Tamil Nadu, Himachal Pradesh, West Bengal, Uttar Pradesh, Maharashtra, Uttarakhand 3 : Mizoram, Delhi, Rajasthan, Nagaland, Haryana, Bihar 5 : Andhra Pradesh	Annually: Manipur, Delhi, Telangana, Kerala, Nagaland, Tamil Nadu, Mizoram, Rajasthan, Andhra Pradesh, Haryana, Uttar Pradesh, Uttarakhand Once in 3 years: Himachal Pradesh Once in 5 years: Maharashtra		Nagaland	Nagaland	
Remarks, including reasons for 'No' in Col. 10:									
33.13	Own resources	Manipur, Delhi, Sikkim, Telangana, Kerala, Nagaland, Himachal Pradesh, Mizoram, Rajasthan, West Bengal, Haryana, Andhra Pradesh, Uttar Pradesh, Maharashtra, Bihar, Uttarakhand		1: Manipur, Telangana, Kerala, Tamil Nadu, Himachal Pradesh, West Bengal, Uttar Pradesh, Maharashtra, Uttarakhand 3 : Mizoram, Delhi, Rajasthan, Nagaland, Haryana, Bihar 5 : Andhra Pradesh	Annually: Manipur, Delhi, Telangana, Kerala, Nagaland, Tamil Nadu, Mizoram, Rajasthan, Andhra Pradesh, Haryana, Uttar Pradesh, Uttarakhand Once in 3 years: Himachal Pradesh Once in 5 years: Maharashtra		Nagaland	Nagaland	
Remarks, including reasons for 'No' in Col. 10:									
33.14	Transfers	Manipur, Delhi, Telangana, Kerala, Nagaland, Tamil Nadu, Himachal Pradesh, Mizoram, Rajasthan, West Bengal, Karnataka, Haryana, Uttar Pradesh, Maharashtra, Bihar, Uttarakhand	Sikkim, Andhra Pradesh	1: Manipur, Telangana, Kerala, Tamil Nadu, Himachal Pradesh, Rajasthan, West Bengal, Uttar Pradesh, Maharashtra, Uttarakhand 3: Delhi, Mizoram, Nagaland, Haryana, Bihar 4: Karnataka	Annually: Manipur, Delhi, Telangana, Kerala, Nagaland, Tamil Nadu, Mizoram, Rajasthan, Karnataka, Haryana, Uttar Pradesh, Uttarakhand Once in 3 years: Himachal Pradesh Once in 5 years: Maharashtra		Sikkim, Nagaland,	Nagaland	Sikkim,
Remarks, including reasons for 'No' in Col. 10: • Sikkim: Not available									
33.2	Revenue Expenditure	Manipur, Delhi, Telangana, Kerala, Mizoram, Rajasthan, West Bengal, Karnataka, Uttar Pradesh, Maharashtra, Bihar, Uttarakhand		1: Manipur, Telangana, Kerala, Tamil Nadu, Himachal Pradesh, Rajasthan, West Bengal, Uttar Pradesh, Maharashtra, Uttarakhand 3: Delhi, Mizoram, Nagaland, Haryana, Bihar 4: Karnataka	Annually: Manipur, Delhi, Telangana, Kerala, Nagaland, Tamil Nadu, Mizoram, Rajasthan, Karnataka, Haryana, Uttar Pradesh, Uttarakhand Once in 3 years: Himachal Pradesh Once in 5 years: Maharashtra				
Remarks, including reasons for 'No' in Col. 10:									

Sl. No	Item	Is Information available from Records?		If 'Yes' in Col. 3,		If 'No' in Col.4, is Information collectable from oral enquiry?		If 'No' in Col. 8, is the information not at all collectable?	
		Yes	No	source code*	Periodicity of updation of records	Yes	No	Yes	No
(1)	(2)	(3)	(4)	(5)	(6)	(7)	(8)	(9)	(10)
33.21	Revenue Expenditure	Manipur, Delhi, Sikkim, Telangana, Kerala, Nagaland, Himachal Pradesh, Mizoram, Rajasthan, West Bengal, Karnataka, Haryana, Andhra Pradesh, Uttar Pradesh, Maharashtra, Bihar, Uttarakhand		1: Manipur, Telangana, Kerala, Tamil Nadu, Himachal Pradesh, Rajasthan, West Bengal, Uttar Pradesh, Maharashtra, Uttarakhand 3: Delhi, Mizoram, Nagaland, Haryana, Bihar 4: Karnataka 5: Andhra Pradesh	Annually: Manipur, Delhi, Telangana, Kerala, Nagaland, Tamil Nadu, Mizoram, Rajasthan, Karnataka, Haryana, Uttar Pradesh, Uttarakhand Once in 3 years: Himachal Pradesh Once in 5 years: Maharashtra				
Remarks, including reasons for 'No' in Col. 10:									
33.22	Capital Expenditure	Manipur, Delhi, Sikkim, Telangana, Kerala, Nagaland, Himachal Pradesh, Mizoram, Rajasthan, West Bengal, Karnataka, Haryana, Andhra Pradesh, Uttar Pradesh, Maharashtra, Bihar, Uttarakhand		1: Manipur, Telangana, Kerala, Tamil Nadu, Himachal Pradesh, Rajasthan, West Bengal, Uttar Pradesh, Maharashtra, Uttarakhand 3: Delhi, Mizoram, Nagaland, Haryana, Bihar 4: Karnataka 5: Andhra Pradesh	Annually: Manipur, Delhi, Telangana, Kerala, Nagaland, Tamil Nadu, Mizoram, Rajasthan, Karnataka, Haryana, Uttar Pradesh, Uttarakhand Once in 3 years: Himachal Pradesh Once in 5 years: Maharashtra				
Remarks, including reasons for 'No' in Col. 10:									
33.23	By head (Gen. Admn., Maintenance, water, public health etc.)	Manipur, Delhi, Sikkim, Telangana, Kerala, Nagaland, Himachal Pradesh, Mizoram, Rajasthan, West Bengal, Karnataka, Haryana, Andhra Pradesh, Uttar Pradesh, Maharashtra, Bihar, Uttarakhand	Nagaland	1: Manipur, Telangana, Kerala, Tamil Nadu, Himachal Pradesh, Rajasthan, West Bengal, Uttar Pradesh, Maharashtra, Uttarakhand 3: Delhi, Mizoram, Nagaland, Haryana, Bihar 4: Karnataka 5: Andhra Pradesh	Annually: Manipur, Delhi, Telangana, Kerala, Tamil Nadu, Mizoram, Rajasthan, Karnataka, Haryana, Uttar Pradesh, Uttarakhand Once in 3 years: Himachal Pradesh Once in 5 years: Maharashtra		Nagaland	Nagaland	
Remarks, including reasons for 'No' in Col. 10:									
33.24	Revenue less expenditure	Manipur, Telangana, Kerala, Himachal Pradesh, Mizoram, Rajasthan, West Bengal, Haryana, Uttar Pradesh, Maharashtra, Bihar, Uttarakhand	Delhi, Sikkim, Nagaland, Karnataka, Andhra Pradesh	1: Manipur, Telangana, Kerala, Tamil Nadu, Himachal Pradesh, Rajasthan, West Bengal, Uttar Pradesh, Maharashtra, Uttarakhand 3: Delhi, Mizoram, Nagaland, Haryana, Bihar 4: Karnataka 5: Andhra Pradesh	Annually: Manipur, Delhi, Telangana, Kerala, Nagaland, Tamil Nadu, Mizoram, Rajasthan, Karnataka, Haryana, Uttar Pradesh, Uttarakhand Once in 3 years: Himachal Pradesh Once in 5 years: Maharashtra		Delhi, Sikkim, Nagaland, Andhra Pradesh	Nagaland	Delhi, Sikkim, Andhra Pradesh
Remarks, including reasons for 'No' in Col. 10:									
<ul style="list-style-type: none"> Delhi: No records available Sikkim: Not available 									

Sl. No	Item	Is Information available from Records?		If yes in Col.3, source code*	Periodicity of updation of records	If 'No' in Col.4, is information collectable from oral enquiry?		If 'No' in Col.8, is the information not at all collectable?		
		Yes (3)	No (4)			Yes (7)	No (8)	Yes (9)	No (10)	
33.3	Resource Mobilisations	Manipur, Telangana, Kerala, Nagaland, Himachal Pradesh, Mizoram, Rajasthan, West Bengal, Haryana, Andhra Pradesh, Uttar Pradesh, Maharashtra, Bihar, Uttarakhand	Delhi, Sikkim,	1: Manipur, Telangana, Kerala, Tamil Nadu, Himachal Pradesh, Rajasthan, West Bengal, Uttar Pradesh, Maharashtra, Uttarakhand 3: Delhi, Mizoram, Nagaland, Haryana, Bihar 4: Karnataka 5: Andhra Pradesh	Annually: Manipur, Delhi, Telangana, Kerala, Nagaland, Tamil Nadu, Mizoram, Rajasthan, Karnataka, Haryana, Uttar Pradesh, Uttarakhand Once in 3 years: Himachal Pradesh Once in 5 years: Maharashtra		Delhi, Sikkim		Delhi, Sikkim	
Remarks, including reasons for 'No' in Col.10:										
<ul style="list-style-type: none"> Delhi: No records available Sikkim: Not available 										
33.4	Debt service	Manipur, Telangana, Kerala, Nagaland, Himachal Pradesh, Mizoram, Rajasthan, West Bengal, Haryana, Uttar Pradesh, Maharashtra, Bihar, Uttarakhand	Delhi, Sikkim, Andhra Pradesh	1: Manipur, Telangana, Kerala, Tamil Nadu, Himachal Pradesh, Rajasthan, West Bengal, Uttar Pradesh, Maharashtra, Uttarakhand 3: Delhi, Mizoram, Nagaland, Haryana, Bihar 4: Karnataka 5: Andhra Pradesh	Annually: Manipur, Delhi, Telangana, Kerala, Nagaland, Tamil Nadu, Mizoram, Rajasthan, Karnataka, Haryana, Uttar Pradesh, Uttarakhand Once in 3 years: Himachal Pradesh Once in 5 years: Maharashtra		Delhi, Sikkim, Andhra Pradesh		Delhi, Sikkim, Andhra Pradesh	
Remarks, including reasons for 'No' in Col.10:										
<ul style="list-style-type: none"> Delhi: No records available Sikkim: Not available West Bengal: Periodicity of records Not Available. 										



Chapter 6

Recommendations

Following recommendations are made for implementation of BSLLD scheme in urban areas as a full-fledged one:

Survey instruments:

- i. There will be three annual schedules; two schedules for Class I towns/ cities i.e those having population 100,000 or more, and one composite schedule for the other towns. In Class I towns/cities one schedule will be meant for compilation of information at the ward level and in the other schedule the same will be compiled for the town/city as a whole. In other towns the information will be compiled only at the town/ city level. The two schedules, meant for bigger town together, comprise around 650 items which are the same for composite schedule meant for other towns. The information can be compiled by each and every state/UT regularly.
- ii. As the items given in the schedules are minimum core datasets to be compiled for each state/UT, individual State/UT can include a few extra items in the blocks, if they so require, to meet their specific needs.

Compilation of data:

- iii. The data can be compiled both at the ward level and the town level, for 465 Class I towns (as per Census 2011), and at the town level for other towns. For large towns/cities, the aggregation of ward level data to generate town/city level aggregates is possible as there is always one-to-one correspondence between wards towns/cities.
- iv. Since a sizeable portion of the information is in possession of urban local bodies, the information can be compiled by Urban Local Body Officials. In case Local Body Officials are not in a position to compile the information, the responsibility can be entrusted to staff of Directorates of Economics and Statistics (DES) till the

local body officials take on the compilation work. The outsourcing of compilation work is not advisable.

Scrutiny of Data

- v. Checking of data compiled at the town/city level in every district should be a mandatory part of the Scheme so as to ensure the coverage and quality of data. This scrutiny exercise needs to be carried out with reference to alternative statistics available with different Departments at different levels for various purposes. Similar scrutiny exercise may be carried out at the town/city level once the system of compiling town/city level aggregates is established wherever ward level data are compiled.

Processing of Data

- vi. The Ministry of Panchayati Raj may develop a suitable module in the existing area profiler software for uploading the data by the concerned local bodies.
- vii. Since the compiled data is to be uploaded and disseminated through Area Profiler Software, the infrastructure facilities should be available at local bodies. Where necessary hardware and software facilities are not available, the same should be provided to them.

Maintenance of Records

- viii. It is necessary that records are maintained, updated at regular periodicity and made available to data compiler.

Capacity Building

- ix. Considering the limited capacity, technical as well as manpower resources, to handle statistical work relating to the ward/town schedule at the ward/town/city level of many States/UTs, capacity development work at each of the levels of administrative control should be a part of the BSLLD operational scheme. Appropriate funding arrangement for institutional development including infrastructural facilities at the

ward/town level for recording of data and its continuous updation may be planned as a part of capacity development.

- x. Local body officials, health officials, revenue officials and other officials who may be local resource persons of the ward/ town may be the target groups for capacity building. As this work is an additional work, honorarium may be given to the concerned persons.
- xi. Institutional support by State-level agencies for capacity development work may be envisaged for augmenting Central and State Governments' efforts towards attainment of desired outreach and technical objectives. The State/UT-governments are to identify State-level agencies for such jobs.

Training:

- xii. The scheme also envisages extensive training of the functionaries to be associated with the work in various stages at various levels. Trainings of the Trainers (ToTs) may be centrally handled by the Central Government in collaboration with the concerned Central Ministries. The DESs in the States may be responsible for conducting training at district and sub-district levels with the Trainers attended in ToTs.

Limitations:

- xiii. The Scheme has established that feasibility of collection of data at local level (ward/town) if the following limitations are addressed:
 - a) The pilot survey has revealed the availability of data for some items
 - ❖ for which information is available only from oral enquiry,
 - ❖ for which no information is available and therefore the data for them are to be estimated and needs special treatment. For that enumerators are to be
 - b) It is necessary that records are maintained, updated at regular periodicity and made available to the data compiler through strong lateral coordination among the ward/town level functionaries.
 - c) The enumerators are to be well trained so that they are capable of eliciting the right information.

- d) Information on age-group wise population, employment, migration etc. are not available at ward/town level which can be compiled through estimation method based on district level ratios available from Census or other available sources.
- e) In view of the fact that jurisdiction of local institutions are overlapping over ward/towns, so the institutional data cannot be taken from the records maintained by the institutions. In such cases, institutional data may be adjusted with the help of other available records or from the other ward/town level functionaries.

Resources:

- xiii Methodology has been firmed up through the pilot and the instrument for compilation of data like instruction set, schedule etc. has been handed over to the States/UTs. Training to State functionaries has also been provided.
- xiv Once the States/UTs decide to implement the scheme, they may implement it by mobilising their own resources, or from India Statistical Strengthening Project (ISSP), or from Finance Commission allocation.

BASIC STATISTICS FOR LOCAL LEVEL DEVELOPMENT

(Urban Areas)

Ward Schedule

(For Big Town)



Central Statistics Office

Ministry of Statistics and Programme Implementation

Government of India

Block-0: Descriptive identification of the town

Sl. No.	Item	Name	Code									
			As per Census-2011									
0.1	State/UT											
0.2	District											
0.3	Subdivision/ Tehsil/ Taluka/Circle											
0.4	City/Town											
0.5	Category											
0.6	Ward Number and Name											
0.7	Reference Year											

Block-1: Particulars of data recording

Sl. No.	Item	Designated Primary Worker			Designated Statistical Officer			District Statistical Officer		
		DD	MM	YY	DD	MM	YY	DD	MM	YY
(1)	(2)	(3)			(4)			(5)		
1.1.	Name (block letters)									
1.2.	Sex(M/F)									
1.3.	Date(s) of	DD	MM	YY	DD	MM	YY	DD	MM	YY
	(i) Recording /Inspection									
	(ii) Receipt									
	(iii) Scrutiny									
	(iv) Despatch									
1.4.	Signature									

Block-2: Availability of Some Basic Facilities (only for notified slums)(As on)**(This block shall be filled only when notified slum(s) exists/exist in the ward.)**

- i) Whether notified slums(s) exists in the ward: Yes/No
ii) If yes, number of such slums in the ward:

Name of the slum/location/identification:

Sl. No	Item	Number/ Code	Source Code
(1)	(2)	(3)	(4)
2.1	Serial number of the slum in the ward/town		
2.2	Slum is situated on Public land-1, Private Land-2		
2.3	Area of the slum in the ward (in hectare)		
2.4	Number of households in the slum		
2.5	Population		
2.6	Whether majority households have electricity connection? (Yes- 1, No- 2)		
2.7	Whether majority households use renewable energy? (Yes- 1, No- 2)		
2.8	Major source of drinking water for the slum (Tap-1, tube well/hand pump-2, well-3, reserved tank for drinking water-4, any other source-5)		
2.9	Drainage system (covered-1, uncovered-2, not available-3)		
2.10	Underground sewage system available in the slum (Yes- 1, No- 2)		
2.11	Whether any self-help group is in function within the slum? (Yes- 1, No- 2)		
2.12	Whether there is pucca street within the slum? (yes-1, No-2)		
2.13	Whether there is street light within the slum? (yes-1, No-2)		
2.14	Community toilet (Available and usable - 1, available but not usable- 2, Not Available-3)		
2.15	If code 1 or 2 in item 2.14 then toilet facility made available by (Government-1, Local Bodies-2, NGOs/Voluntary Organisations-3, Maintained by the Community itself-4, Others-5)		
2.16	Whether the majority of the households have access to individual toilets? (yes-1, No-2)		
2.17	Community Centre (Within slum-1, outside slum but within 3 Kms-2, More than 3 Kms-3)		
2.18	Nearest Health Facility Available (Within slum-1, outside slum but within 3 Kms-2, More than 3 Kms-3)		
2.19	Nearest Primary School run by Government/Local Body (Within slum-1, outside slum but within one Km-2, More than one Km but less than 3 Kms-3, More than 3 Kms-4)		
2.20	Nearest Anganwadi Centre (Within slum-1, outside slum but within one Km-2, More than one Km but less than 3 Kms-3, More than 3 Kms-4)		
2.21	Whether there is Recreation activity or not (yes-1, No-2)		
2.22	Whether there is Fair price shop or not (yes-1, No-2)		
2.23	Whether there is PCO within the slum or not (yes-1, No-2)		

Note: IHSDP (Integrated Housing & Slum Development Programme)

Block 3: Ward Infrastructure (As on)

Sl. No.	Facilities	Number/Code/ Percentage	Source Code
(1)	(2)	(3)	(4)
3.1	Number of factories registered under Factories Act		
3.2	Number of business establishments having annual turnover 50crores or above / having 50 or more workers		
3.3	Source of drinking water for majority of people: Tap water-1, Bottled/Canned Water-2, Hand Pumps -3, Well/Tube well -4, Tanks /ponds-5, River/canal-6, others-9		
3.4	Percentage of households having tap water connectivity within the premises		
3.10	Is there any non-drinking water supply scheme? (yes-1, no-2)		
3.11	Percentage of houses with latrine facility within the premises		
3.12	Percentage of houses with bathing facility within the premises		
3.13	Existence of community latrine facility (yes-1, no-2)		

Block [4] Availability and number of facilities: (As on)

Sl.No	Item	Availability (Yes-1, No-2)	If code 1 in Col. 3 then number	Source code
(1)	(2)	(3)	(4)	(5)
4.01	Veterinary dispensary			
4.02	Urban Health Post/ Allopathic Dispensary			
4.04	Government hospital			
4.05	Allopathic Medicine shop			
4.06	Homeopathic Medicine shop			
4.07	Ayurvedic Medicine shop			
4.08	Other Medicine shop			
4.09	Clinical Laboratory/Diagnostic Centres			
4.10	Private Clinics			
4.12	Fire Stations			
4.13	Banking facility		x	
4.15	Petrol Pump			
4.16	Compressed Natural Gas Station			
4.17	LPG Services available		x	
4.18	Child Care Centre			
4.25	Community centre /Hall			
4.28	Corporation /Government Playground			
4.33	Night Shelter			

Block 5: Demographic information (All figures are in number)

Item 5.1 to 5.5 (As on

Sl. No.	Data item	Population in different Age Groups									Source Code
		(3)	(4)	(5)	(6)	(7)	(8)	(9)	10	11	
	Population	0-4 years	5-6 years	7-14 years	15-17 years	18-24 years	25-49 years	50-59 years	60 years & above	Total	
5.1	Female										
5.2	Male										
	Households										
(1)	(2)	(3)	(4)	(5)	(6)	(7)	(8)				
5.3	Total number of households	SC	ST	OBC	General	Total	Source Code				
5.4	Total No. of Households, headed by <i>women</i>										
5.5	No. of households living below poverty line (BPL) (Please										

Item 5.6 to 5.13 during.....

Sl. No	Births	Girls	Boys	Source Code
(1)	(2)	(3)	(4)	(5)
5.6	Live Birth			
5.7	Still Birth			
5.8	Deaths (below age 1 year)			

Other Deaths (after completion of first birth day)

Sl. No		1-4 years	5-14 years	15-49 years	50-59 years	60 years & above	Total	
5.9	Female							
5.10	Male							
5.11	No. of Deaths of Women (Age groups :15-49 years) at the time of Child Birth							
5.12	No. of pregnant women							
5.13	Number of MTP cases							

Block 6: Morbidity, Disability and Family Planning (During the reference year)

SL. No	Codes of three (3) common diseases in the town in descending order of prevalence occurred during the year (Item codes given below)			
Sl. No.	Item Code			
(1)	(2)	(3)	(4)	(5)
6.1	Chronic			
6.2	Acute			

(Malaria-1, Tuberculosis-2, Dengue-3, etc. Disease code will be provided)

Morbidity Details (During the reference year)

Sl. No.	Name of Predominant Diseases	No. Of persons Affected	Source Code
(1)	(2)	(3)	(4)
6.3	Leprosy		
6.4	Tuberculosis		
6.5	Cholera		
6.6	Malaria		
6.7	Dengue		
6.8	Others(1)		
6.9	Others(2)		

Number of disabled persons by type of disability (As on)

Type of disability	Female			Male			Source Code	
	Less than 60 Years	60 years and above	Total	Less than 60 Years	60 years and above	Total		
(1)	(2)	(3)	(4)	(5)	(6)	(7)	(8)	(9)
6.10	Visual							
6.11	Hearing							
6.12	Speech							
6.13	Locomotor							
6.14	Mental illness							
6.15	Mental Retardation							
6.16	Any other							
6.17	Multiple Disability							

Number of Married persons (As on

Age-Groups						
		Less than 15 years	15 -17 years	18 -20 years	21 years and above	Source Code
(1)	(2)	(3)	(4)	(5)	(6)	(7)
6.18	Female					
6.19	Male					
6.20	Percentage of couples using any type of family planning method					

Block 9 Education: (Irrespective of recognized and unrecognized school) (As on

Sl.No.	School Category	Number of schools	Inake capacities	Source Code
(1)	(2)	(3)	(4)	(5)
9.1	Pre-primary school			
9.2	Primary school			
9.3	Middle School			
9.4	Secondary School			
9.5	Higher Secondary school			

Block 11: Number of storage and marketing outlets (As on

Sl. No.	Marketing Outlets	Number	Capacity (cubic meters)	Source Code
(1)	(2)	(3)	(4)	(5)
11.1	Fair Price shops		XXXXXXX	
11.2	Mandis / Regular market		XXXXXXX	
11.3	Cold storages			
11.4	Godown /warehousing facility			
11.5	Malls and Super Bazar		XXXXXXX	

Block 12: Employment status (employment - unemployment) (As on

SL. No	Codes of major three (3) employment status in the ward (Item codes given below)			
(1)	(2)	(3)	(4)	Source code (5)
Item Code				
Percentage				

(Self-employed-1, Employed as Regular wage / Salaried Employee -2, Casual workers -3, Unemployed-4, Not in the labour force-5, others-6)

Possible Sources (descriptive information may be given if source is different from the possible sources)

1. Ward/Town/Urban Local Body designated official
2. Ward/Town statistical officer-2
3. Line Department official-3
4. Patwari/Mandal/Land revenue Officials(Land Records) -4
5. Other Ward/Town Official-5
6. Education Officer/teacher-6
7. Local Doctor (Including AYUSH)-7
8. Urban Health Post/ Hospital-8
9. Others -specify

BASIC STATISTICS FOR LOCAL LEVEL DEVELOPMENT

(Urban Areas)

Town Schedule

(For Big Town)



सत्यमेव जयते

Central Statistics Office

Ministry of Statistics and Programme Implementation

Government of India

Block-0: Descriptive identification of the town

Sl. No.	Item	Name	Code As per Census-2011
0.1	State/UT		
0.2	District		
0.3	Subdivision/ Tehsil/ Taluka/Circle		
0.4	City/Town		
0.5	Category		
0.6	Ward Number and Name	x	x
0.7	Reference Year		

Block-1: Particulars of data recording

Sr. No.	Item	Designated Primary Worker			Designated Statistical Officer			District Statistical Officer		
		DD	MM	YY	DD	MM	YY	DD	MM	YY
(1)	(2)	(3)			(4)			(5)		
1.1.	Name (block letters)									
1.2.	Sex(M/F)									
1.3.	Date(s) of	DD	MM	YY	DD	MM	YY	DD	MM	YY
	(i) Recordin g /Inspection									
	(ii) Receipt									
	(iii) Scrutiny									
	(iv) Despatch									
1.4.	Signature									

Block-2: Availability of Some Basic Facilities (only for notified slums)(As on

(This block shall be filled only when notified slum(s) exists/exist in the ward.)

iii) Whether notified slums(s) exists in the ward: Yes/No

iv) If yes, number of such slums in the ward:

Name of the slum/location/identification:

Sl. No (1)	Item (2)	Number/ Code (3)	Source Code (4)
2.1	Serial number of the slum in the ward/town	X	X
2.2	Slum is situated on Public land-1, Private Land-2	X	X
2.3	Area of the slum in the ward (in hectare)	X	X
2.4	Number of households in the slum	X	X
2.5	Population	X	X
2.6	Whether majority households have electricity connection? (Yes- 1, No- 2)	X	X
2.7	Whether majority households use renewable energy? (Yes- 1, No- 2)	X	X
2.8	Major source of drinking water for the slum(Tap-1, tube well/hand pump-2, well-3, reserved tank for drinking water-4,any other source-9)	X	X
2.9	Drainage system (covered-1, uncovered-2, not available-3)	X	X
2.10	Underground sewage system available in the slum(Yes- 1, No- 2)	X	X
2.11	Whether any self-help group is in function within the slum? (Yes- 1, No- 2)	X	X
2.12	Whether there is pucca street within the slum? (yes-1, No-2)	X	X
2.13	Whether there is street light within the slum? (yes-1, No-2)	X	X
2.14	Community toilet (Available and usable - 1, available but not usable- 2, Not Available-3)	X	X
2.15	If code 1 or 2 in item 2.14 then toilet facility made available by (Government-1, Local Bodies-2, NGOs/Voluntary Organisations-3, Maintained by the Community itself-4, Others-5)	X	X
2.16	Whether the majority of the households have access to individual toilets? (yes- 1, No-2)	X	X
2.17	Community Centre (Within slum-1, outside slum but within 3 Kms-2, More than 3 Kms-3)	X	X
2.18	Nearest Health Facility Available (Within slum-1, outside slum but within 3 Kms-2, More than 3 Kms-3)	X	X
2.19	Nearest Primary School run by Government/Local Body(Within slum-1, outside slum but within one Km-2, More than one Km but less than 3 Kms-3, More than 3 Kms-4)	X	X
2.20	Nearest Anganwadi Centre(Within slum-1, outside slum but within one Km-2, More than one Km but less than 3 Kms-3, More than 3 Kms-4)	X	X
2.21	Whether there is Recreation activity or not (yes-1, No-2)	X	X
2.22	Whether there is Fair price shop or not (yes-1, No-2)	X	X
2.23	Whether there is PCO within the slum or not (yes-1, No-2)	X	X

Note: IHSDP (Integrated Housing & Slum Development Programme)

Block 3: Town Infrastructure (As on

Sl. No.	Facilities	Number/Code/ Percentage	Source Code
(1)	(2)	(3)	(4)
3.1	Number of factories registered under Factories Act	✓ x	x
3.2	Number of business establishments having annual turnover 50 crores or above / having 50 or more workers	✓ x	x
3.3	Source of drinking water for majority of people: Tap water-1, Bottle/Canned Water-2, Hand Pumps -3, Well/Tube well - 4, Tanks /ponds-5, River/canal-6 , others-9	✓ x	x
3.4	Percentage of households having tap water connectivity within the premises	✓ x	x
3.5	Is there any scheme for recycling waste water? (yes-1, no-2)	✓	
3.6	Is the ground water level receding? (yes-1,no-2)	✓	
3.7	Whether ground water recharge/ rain water harvesting has been made mandatory? (yes-1,no-2)	✓	
3.8	Ground water recharge facilities/ rain water harvesting: Ground water recharge facility exists -1; rain water harvesting unit exists -2; both-3; No- 4	✓	
3.9	Whether water treatment facility is available?(yes-1,no-2)	✓	
3.10	Is there any non-drinking water supply scheme? (yes-1, no-2)	✓ x	x
3.11	Percentage of houses with latrine facility within the premises	✓ x	x
3.12	Percentage of houses with bathing facility within the premises	✓ x	x
3.13	Existence of community latrine facility (yes-1 , no-2)	✓ x	x
3.14	Is 24 hour supply of electricity there? (yes-1, no-2)	✓	
3.15	If no in 3.14, supply is 20 hours or more-1,supply is 16 hours or more but less than 20 hours -2, supply is 12 hours or more but less than 16 hours -3, Less than 12 hours -4	✓	
3.16	Sewage Treatment Facility (Yes-1, No-2)	✓	

Block [4] Availability and number of facilities: (As on

Sl.No	Item	Availability (Yes - 1, No - 2)	Code 1 in Col. 3 then number	Source code
(1)	(2)	(3)	(4)	(5)
4.01	Veterinary dispensary	x	x	x
4.02	Urban Health Post/ Allopathic Dispensary	x	x	x
4.03	AYUSH (Ayurvedic, Yoga, Unani, Sidha, Homeopathy) Dispensary			
4.04	Government hospital	x	x	x
4.05	Allopathic Medicine shop	x	x	x
4.06	Homeopathic Medicine shop	x	x	x
4.07	Ayurvedic Medicine shop	x	x	x
4.08	Other Medicine shop	x	x	x
4.09	Clinical Laboratory/Diagnostic Centres	x	x	x
4.10	Private Clinics	x	x	x
4.11	Railway station			
4.12	Fire Stations	x	x	x
4.13	Banking facility	x	x	x
4.14	Police Station		x	
4.15	Petrol Pump	x	x	x
4.16	Compressed Natural Gas Station	x	x	x
4.17	LPG Services available	x	x	x
4.18	Child Care Centre	x	x	x
4.19	Working Women Hostel			
4.20	Old age Home			
4.21	Hotels			
4.22	Cremation/ burial grounds			
4.23	Facility for stray animal			
4.24	Disposal of dead animals ✓			
4.25	Community centre /Hall	x	x	x
4.26	Recreational area (Park, Garden)			
4.27	Public library			
4.28	Corporation /Government Playground	x	x	x
4.29	Stadium			
4.3	Orphanage			
4.31	Hostels for Girls			
4.32	Home for Destitute			
4.33	Night Shelter	x	x	x

Block 5: Demographic information (All figures are in number)

Item 5.1 to 5.5 (As on

Sl. No.	Data item	Population in different Age Groups									Source Code
		(3)	(4)	(5)	(6)	(7)	(8)	(9)	10	11	
(1)	(2)	0-4 years	5-6 years	7-14 years	15-17 years	18-24 years	25-49 years	50-59 years	60 years & above	Total	
5.1	Female	x	x	x	x	x	x	x	x	x	x
5.2	Male	x	x	x	x	x	x	x	x	x	x
	Households	x									
(1)	(2)	(3)	(4)	(5)	(6)	(7)	(8)				
5.3	Total number of households	SC	ST	OBC	General	Total	Source Code				
		x	x	x	x	x	x				
5.4	Total No. of Households, headed by	x	x	x	x	x	x				
5.5	No. of households living below poverty line (BPL) (Please	x	x	x	x	x	x				

Item 5.6 to 5.13 during.....

Sl. No	Births	Girls	Boys	Source Code
(1)	(2)	(3)	(4)	(5)
5.6	Live Birth	x	x	x
5.7	Still Birth	x	x	x
5.8	Deaths (below age 1 year)	x	x	x

Other Deaths (after completion of first birth day)

Sl. No		1-4 years	5-14 years	15-49 years	50-59 years	60 years & above	Total	Source Code
5.9	Female	x	x	x	x	x	x	x
5.10	Male	x	x	x	x	x	x	x
5.11	No. of Deaths of Women (Age groups :15-49 years) at the time of Child Birth						x	x
5.12	No. of pregnant women						x	x
5.13	Number of MTP cases						x	x

Block 6: Morbidity, Disability and Family Planning (During the reference year)

SL. No	Codes of three (3) common diseases in the town in descending order of prevalence occurred during the year (Item codes given below)			
Sl. No.	Item Code			
(1)	(2)	(3)	(4)	(5)
6.1	Chronic	x	x	x
6.2	Acute	x	x	x

(Malaria-1, Tuberculosis-2, Dengue-3, etc. Disease code will be provided)

Morbidity Details (During the reference year)

	Name of Predominant Diseases	No. Of persons Affected	Source Code
(1)	(2)	(3)	(4)
6.3	Leprosy	x	x
6.4	Tuberculosis	x	x
6.5	Cholera	x	x
6.6	Malaria	x	x
6.7	Dengue	x	x
6.8	Others(1)	x	x
6.9	Others(2)	x	x

Number of disabled persons by type of disability (As on

Type of disability	Female			Male			Source Code	
	Less than 60 Years	60 years and above	Total	Less than 60 Years	60 years and above	Total		
(1)	(2)	(3)	(4)	(5)	(6)	(7)	(8)	(9)
6.10	Visual	x	x	x	x	x	x	x
6.11	Hearing	x	x	x	x	x	x	x
6.12	Speech	x	x	x	x	x	x	x
6.13	Locomotor	x	x	x	x	x	x	x
6.14	Mental illness	x	x	x	x	x	x	x
6.15	Mental Retardation	x	x	x	x	x	x	x
6.16	Any other	x	x	x	x	x	x	x
6.17	Multiple Disability	x	x	x	x	x	x	x

Number of Married persons (As on)

		Age-Groups				
		Less than 15 years	15 -17 years	18- 20 years	21 years and above	Source Code
(1)	(2)	(3)	(4)	(5)	(6)	(7)
6.18	Female	x	x	x	x	x
6.19	Male	x	x	x	x	x
6.20	Percentage of couples using any type of family planning method				x	x

Block 7: Health Facilities (As on)

Type of systems		Government			Non- Government		Source Code
		Dispensary	Hospitals	Beds	Hospitals/Nursing Home	Beds	
(1)	(2)	(3)	(4)	(5)	(6)	(7)	(8)
7.1	Allopathic						
7.2	Ayurvedic						
7.3	Unani						
7.4	Siddha						
7.5	Homeopathi c						
7.6	Naturopathy						
7.7	Others						
7.8	Family Welfare & maternity centre	XXX					

Block 8: Health Manpower (As on)

Type of systems	Number of Health officials									Source Code
	Government facilities				Non- Government facilities					
	Female		Male		Female		Male			
	Doctor	Trained Nurse/Compounder etc	Doctor	Trained Nurse/Compounder etc	Doctor	Trained Nurse/Compounder etc	Doctor	Trained Nurse/Compounder etc		
(1)	(2)	(3)	(4)	(5)	(6)	(7)	(8)	(9)	(10)	(11)
8.1	Allopathic									
8.2	Ayurvedic									
8.3	Unani									
8.4	Siddha									
8.5	Homeopathic									
8.6	Other / Naturopathy									

Block 9 Education: (Irrespective of recognized and unrecognized school) (As on)

Sl.No.	School Category	Number of schools	Intake capacities	Source Code
9.1	Pre-primary school	x	x	x
9.2	Primary school	x	x	x
9.3	Middle School	x	x	x
9.4	Secondary School	x	x	x
9.5	Higher Secondary school	x	x	x
9.6	College with degree course			
9.7	College with master degree course/ university			
9.8	Technical College with degree and above			
9.9	Professional Colleges with degree and above			
9.10	Polytechnic Institutes			
9.11	Industrial training Institute.(ITI)			
9.12	Vocational training school/centre other than ITI			
9.13	Special school for blind			
9.14	Special school for mentally retarded			
9.15	Institution / organization for rehabilitation of differently-abled persons other than blind and mentally retarded			

Block 10: Livestock and poultry (As on)

Sl. No	Livestock/ poultry	Number	Source Code
(1)	(2)	(3)	(4)
10.1	Cattle (including Ox, Bullock, Yak, Mithun, etc.)		
10.2	Buffaloes		
10.3	Sheep		
10.4	Goats		
10.5	Horses, Ponies, Mules, Donkeys, Camel etc		
10.6	Pigs		
10.7	Hens and Ducks		
10.8	Any other livestock and poultry		

Block 11: Number of storage and marketing outlets (As on)

Sl. No.	Marketing Outlets	Number	Capacity (cubic meters)	Source Code
(1)	(2)	(3)	(4)	
11.1	Fair Price shops	x	x	x
11.2	Mandis / Regular market	x	x	x
11.3	Cold storages	x	x	x
11.4	Godown /warehousing facility	x	x	x
11.5	Malls and Super Bazar	x	x	x

Block 12: Employment status (employment - unemployment) (As on

SL. No	Codes of major three (3) employment status in the town (Item codes given below)			
	Item			Source code
(1)	(2)	(3)	(4)	(5)
Item Code	x	x	x	x
Percentage	x	x	x	x

(Self-employed-1, Employed as Regular wage / Salaried Employee -2, Casual workers -3, Unemployed-4, Not in the labour force-5, others-6)

Block 13 Other social indicators (As on

Sl.No.	Other selected social indicators	Number		Source Code
		Female	Male	
(1)	(2)	(3)	(4)	(5)
13.1	Street children			
13.2	Juvenile Delinquent			
13.3	Drug addict			
13.4	Child worker (Aged 14 years and			
13.5	Sex Worker			
13.6	Incidence of violence against women (only cognizable reported cases)			
13.7	Number of theft and robbery/dacoity cases registered			
13.8	Number of fatal accidents registered			
13.9	Registered numbers of Criminal cases			

Block 14 Industries and business (As on

		No. of Units	Number of Employees			Source Code
			Female	Male	Total	
(1)	(2)	(3)	(4)	(5)	(6)	(7)
14.1	Manufacturing Enterprises					
14.2	Non-Manufacturing Enterprises					

Block 15 Water Supply details (As on

Sl.No	Items	Value/Data/Code	Source Code
(1)	(2)	(3)	(4)
15.1	Area (In Sq KM)		
15.2	Population covered with water supply facilities		
15.3	Major Source of Drinking water: Tap-1, others-2		
15.4	Quantity of Water Supplied (MLD)		
15.5	Per Capita Consumption (LPCD)		
15.6	Capacity of WTPs		

15.7	Treatment of Total Water supply (%age)		
15.8	Per Capita Water Supplied in LPCD		
15.9	Total water consumption (surface and ground water)(MLD)		
	No. of House service connections		
15.10	No. of metered connections		
15.11	No. of non metered connections		
15.12	Total no. of commercial connections		
15.13	Non-Revenue Water (%)		
15.14	Unaccounted- Water / Transmission loss (%)		

KLD = 1000 litres = 1 cubic meter= One Kilo litres

MLD=1000 KLD= Millions of litres = 1000000 litres = 1000 cubic meter

LPCD: Litre per capita per day

WTP: Water Treatment Plant

Block-16:

A: Availability of Waste Water Treatment/ Drainage Facilities (As on

L. No.	No. Of HH connected with system	No. of sewage treatment plants	Quantity generated (MLD)	Quantity treated (MLD)	Type of Drainage				Underground sewerage		Others		Source Code
					Open surface drains		Covered drains		Length in Km	Area served (sq. Km)	Length in Km	Area served (sq. Km)	
(1)	(2)	(3)	(4)	(5)	Length in Km	Area served (sq. Km)	Length in Km	Area served (sq. Km)					(10)
3.1													

B: Details on Urban Storm Water Drainage Facilities (As on

No.	No. of Houses connected with system	Quantity generated (MLD)	Quantity treated (MLD)	Storm water Drainage				Others		Source Code
				Open surface drains		Covered drains		Length in Km	Area served (sq. Km)	
(1)	(2)	(3)	(4)	Length in Km	Area served (sq. Km)	Length in Km	Area served (sq. Km)			(9)
6.2										

Block 17: Land Ownership And Rate (As on)

SL.NO.	Type of ownership	No. of Dwelling Units (DU)	Area covered (Sq. Mt)	Average rate of DU per Sq. Mt (Rs)	Source Code
(1)	(2)	(3)	(4)	(5)	(6)
17.1	Public				
17.2	Private Developers & Promoters				
17.3	Others (Specify)				
17.6	Total				

Block 18: Land Utilization (As on)

Sl. No.	Items	Area In Hectare (up to 2 decimal)		Source Code
(1)	(2)	(3)		(4)
18.1	Geographical Area of the Town			
18.2	Area under forest including Social forestry			
18.3	Area under agricultural Use			
18.4	Non-agricultural Use (20.5+20.6+10.7+20.8+20.9+20.10+20.11+20.12+20.13+20.14)			
18.5	Residential			
18.6	Commercial			
18.7	Industrial			
18.8	For Recreational Activity			
18.9	Public (vacant)			
18.10	Transportation			
18.11	Public Utilities			
18.12	Reclaimed Land			
18.13	Land under still water			
18.14	Marshy land			
18.15	Natural Resources			
18.16	River Length (Km.)			
18.17	Area of water bodies (other than river) (Hect.)			
18.18	Canal Length (km)			

Block 19 Migration (during the year.....)

Out-migration					
		Age Group Less than 15 years	Age Group 15 years & above	Total	Source Code
(1)	(2)	(3)	(4)	(5)	(6)
19.1	Female				
19.2	Male				
In-migration					
19.3	Female				
19.4	Male				

Block 20 : Information on casualty due to Disasters (During the Year.....)

Number of deaths									
(1)	(2)	(3)	(4)	(5)	(6)	(7)	(8)	(9)	(10)
Sl. No.	Name of the disaster	Female			Male			Total=Sub-Total-1 + Sub-Total-2	Source Code
		Less than 15	15 years & above	Sub-Total-1	Less than 15	15 years & above	Sub-Total-2		
20.1									
20.2									
20.3									
20.4									
20.5									

Information on casualty due to Epidemic (During the Year.....)

Number of deaths									
(1)	(2)	(3)	(4)	(5)	(6)	(7)	(8)	(9)	(10)
Sl. No.	Type of epidemic	Female			Male			Total	Source Code
		0-14 years	15 years & above	Sub-Total-1	0-14 years	15 years & above	Sub-Total-2		
20.6									
20.7									
20.8									
20.9									
20.10									

Block 21: Solid Waste Management

A: Solid waste generation (During the Year

SL. NO.	Average generation (Tons/day)	Per capita generation (Gm/Capita/day)	Average collection (Tons/day)	No. Of Houses covered for House to House Collection.	Total area Used for Sanitary land Fill (Sq. Km)	No. Of Sites	Manpower deployed	Land Filled(sq km)	Source Code
(1)	(2)	(3)	(4)	(5)	(6)	(7)	(8)	(9)	(10)
21.1									

B: Processed Waste for Treatment and Dumping Facilities (During the Year)

SL. NO.	Sanitary land fill (MT/Day)	Waste to Energy Plant (MT/Day)	Energy generated from Waste from Energy Plants	Open dumping (MT/Day)	Composting (MT/Day)	RDF (Refuse Derived Fuel)	Burned openly (MT/Day)	Others	Source Code
(1)	(2)	(3)	(4)	(5)	(6)	(7)	(8)	(9)	(10)
21.2									

C: Vehicles deployed for Collection and Disposal of Solid waste (During the Year)

SL. NO.	Type of Vehicles deployed	Trucks/Lorries	Tipper s	Dumpers/Placers	Compactor s	Other s	Total no. of vehicles deployed for transportation	Manpower deployed for primary and secondary collections and other activities	Source Code
(1)	(2)	(3)	(4)	(5)	(6)	(7)	(8)	(9)	(10)
21.3									

D: Is there any system of segregation of solid waste?

Yes	No
-----	----

E: If yes, please furnish following details (%age of quantum) (During the Year)

SL. NO.	Biodegradable	Non Bio-degradable	Medical Waste	Source Code
(1)	(2)	(3)	(4)	(5)
21.4				

Block 22: Large Projects (More than 500 Crore) Implemented/ Completed during the year

SL. No.	Sector Infrastructure-1,Power-2, Manufacturing sector,-3, Service Sector-4, Others-9	Capital Projects (name of the project)	Type of ownership (Govt.-1, PPP-2, Private-3)	Approved cost	Source of Finance			Period for completion	Expected Life span	Source Code
					Govt	Private	Others			
(1)	(2)	(3)	(4)	(5)	(6)			(7)	(8)	(9)
New Infrastructure										
22.1										
22.2										
22.3										
22.4										
22.5										
22.6										
22.7										
22.8										
22.9										
Up gradation										
22.10										
22.11										
22.12										
22.13										
Expansion/ diversification										
22.14										
22.15										
22.16										
22.17										

Proposed Large Projects (More than 500 Crore) (As on) (for next financial year)

SL. No.	Sector Infrastructure-1,Power-2, Manufacturing sector,-3, Service Sector-4, Others-9	Capital Projects (name of the project)	Type of ownership (Govt.-1, PPP-2, Private-3)	Approved cost	Source of Finance			Period for completion	Expected Life span	Source Code
					Govt	Private	Others			

(1)	(2)	(3)	(4)	(5)	(6)	(7)	(8)	(9)
New Infrastructure								
22.18								
22.19								
22.20								
Up gradation								
22.21								
22.22								
22.23								
22.24								
Expansion/ diversification								
22.25								
22.26								
22.27								
22.28								

Block 23: Traffic and Transportation-Time Series Yearly Data (DTO/RTO WISE/ District/ Data) (Registered Vehicles) (As on 31.03

SL.NO	Type of Vehicles	No. of Registered Vehicles		Source Code		
		During the reference year	As on 31 st March (cumulative total)			
(1)	(2)	(3)	(4)	(5)	(6)	
	Heavy vehicles	Trucks				
23.1		Public				
23.2		Private				
		Buses				
23.3		Public				
23.4		Private				
23.5		Sub Total-1				
		Medium Sized Vehicles	Trucks			
23.6			Public			
23.7			Private			
	Buses					
23.8	Public					
23.9	Private					
23.10	Sub Total-2					
23.11	Light Vehicles	Two wheeler				
23.12		Private Car				
23.13		Jeep				
23.14		Three wheeler				
23.15		Taxies/Cabs				
23.16	Sub Total-3					
23.17	Non motorized	Cycle Rickshaw				
23.18		Others				
23.19	Sub Total-4					
23.20	Total					
	Public Parking Facilities		Number	Capacity		
23.21	Motorized Vehicle					
23.22	Non Motorized Vehicle					

23.23	Both Motorized and Non Motorized Vehicle			
23.24	Total			
	Terminals	Number	Capacity	
23.25	Bus			
23.26	Truck			

Block 24: Roadways (As on 31.03.....)

SL. No.	Width (meter)	Surfaced road (Km)	Un-surfaced road (Km)	Total road length (Km)	Foot paths (Km)	Cycle Tracks (Km)	Source Code
(1)	(2)	(3)	(4)	(5)	(6)	(7)	(8)
24.1							
24.2							
24.3							
24.4							

Block 25:

A: Scheme for Housing Stock Generation (As on 31.03.2013)

Is there any government scheme for housing stock generation?

Yes	No
-----	----

If yes, please give details as under

SL. No.	Name of Scheme	Type of Scheme	Total number of Dwellings constructed	Year of Commencement of the Scheme	No. Of households allotted	Source Code
(1)	(2)	(3)	(4)	(5)	(6)	(7)
25.1						
25.2						
25.3						
25.4						

B: Building Permission issued in last reference year:

SL. No.	Residential	Others	Total	Source
(1)	(2)	(3)	(4)	(5)
25.5				

Block 26: Environment

Centre-wise data for Air Pollution Concentration: ($\mu\text{g}/\text{m}^3$) (As last recorded during the reference year)

Is there any Power Plant nearby (Within 5 KM), if yes distance from the town/ Megacity: YES-1, NO-2

SL. No (1)	Type of pollutant (2)	Area				Source Code (7)
		Residential (3)	Commercial (4)	Industrial (5)	Silence Zone (6)	
26.1	SO ₂					
26.2	NO					
26.3	SPM					
26.4	CO					

Level of Noise Pollution in area-- (Db)

SL. No. (1)	Residential (2)	Commercial (3)	Industrial (4)	Silence Zone (5)	Source Code (6)
26.5					

Db: Decibel-Unit of sound

Water Pollution (Mg/Lt)

SL. NO. (1)	BOD level (2)	Coliform level (3)	PH value (4)	Source Code (5)
26.6				

Mg/Lt: Milligram per Litre

Block 27: Governance:

Category of Urban Local Body (M Corp, M Council or Nagar Panchayat)

Revenue and Receipt of Local Body (Rs. In Lakh) (During the Year)

SL.No. (1)	Item (2)	Amount (3)	Source Code (4)
27.1	Revenue Receipt		
27.11	Tax		
27.111	Property Tax		
27.112	Other Tax		
27.12	Non-tax		
27.13	Own resources		
27.14	Transfers		
27.2	Revenue Expenditure		
27.21	Revenue Expenditure		
27.22	Capital Expenditure		
27.23	By head (Gen. Admn., Maintenance, water, public health etc.)		
27.24	Revenue less expenditure		
27.3	Resource Mobilisations		
27.4	Debt service		

Note: Strike Out which are not applicable

Block 28: Urban Heritage (As on)

Listed Urban Heritages in city (as per ULB list of protected monuments):

SL No.	Type	Name	Significance (Cultural/Historical/Tourism/else)	Age of Heritage Bldg/Site
(1)	(2)	(3)	(4)	(5)
28.1				
28.2				
28.3				

Other un-listed significant Heritage buildings or sites:

SL.No	Type	Name	Significance (Cultural/Historical/Tourism/else)	Age of Heritage Bldg/Site
28.4				
28.5				
28.6				

Possible Sources (descriptive information may be given if source is different from the possible sources)

10. Ward/Town/Urban Local Body designated official
11. Ward/Town statistical officer-2
12. Line Department official-3
13. Patwari/Mandal/Land revenue Officials(Land Records) -4
14. Other Ward/Town Official-5
15. Education Officer/teacher-6
16. Local Doctor (Including AYUSH)-7
17. Urban Health Post/ Hospital-8
18. Others -specify

BASIC STATISTICS FOR LOCAL LEVEL DEVELOPMENT

(Urban Areas)

Schedule for Small Towns



सत्यमेव जयते

Central Statistics Office

Ministry of Statistics and Programme Implementation

Government of India

Block-0: Descriptive identification of the town

Sl. No.	Item	Name	Code						
			As per Census-2011						
0.1	State/UT								
0.2	District								
0.3	Subdivision/ Tehsil/ Taluka/Circle								
0.4	City/Town								
0.5	Category								
0.6	Ward Number and Name	x							
0.7	Reference Year								

Block-1: Particulars of data recording

Sr. No.	Item	Designated Primary Worker			Designated Statistical Officer			District Statistical Officer		
		(3)	(4)	(5)						
(1)	(2)									
1.1.	Name (block letters)									
1.2.	Sex (M/F)									
1.3.	Date(s) of	DD	MM	YY	DD	MM	YY	DD	MM	YY
	(ii) Recording /Inspection									
	(ii) Receipt									
	(iii) Scrutiny									
	(iv) Despatch									
1.4.	Signature									

Block-2: Availability of Some Basic Facilities (only for notified slums)(As on

(This block shall be filled only when notified slum(s) exists/exist in the ward.)

v) **Whether notified slums(s) exists in the ward: Yes/No**

vi) **If yes, number of such slums in the ward:**

Name of the slum/location/identification:

Sl. No	Item	Number/ Code	Source Code
(1)	(2)	(3)	(4)
2.1	Serial number of the slum in the ward/town		
2.2	Slum is situated on Public land-1, Private Land-2		
2.3	Area of the slum in the ward (in hectare)		
2.4	Number of households in the slum		
2.5	Population		
2.6	Whether majority households have electricity connection? (Yes- 1, No- 2)		
2.7	Whether majority households use renewable energy? (Yes- 1, No- 2)		
2.8	Major source of drinking water for the slum(Tap-1, tube well/hand pump-2, well-3, reserved tank for drinking water-4,any other source-9)		
2.9	Drainage system (covered-1, uncovered-2, not available-3)		
2.10	Underground sewage system available in the slum(Yes- 1, No- 2)		
2.11	Whether any self-help group is in function within the slum? (Yes- 1, No- 2)		
2.12	Whether there is pucca street within the slum? (yes- 1, No-2)		
2.13	Whether there is street light within the slum? (yes-1, No-2)		
2.14	Community toilet (Available and usable - 1, available but not usable- 2, Not Available-3)		
2.15	If code 1 or 2 in item 2.14 then toilet facility made available by (Government- 1, Local Bodies-2, NGOs/Voluntary Organisations-3, Maintained by the Community itself-4, Others-5)		
2.16	Whether the majority of the households have access to individual toilets? (yes-1, No-2)		
2.17	Community Centre Community Centre (Within slum-1, outside slum but within 3 Kms-2, More than 3 Kms-3)		
2.18	Nearest Health Facility Available (Within slum-1, outside slum but within 3 Kms-2, More than 3 Kms-3)		
2.19	Nearest Primary School run by Government/Local Body(Within slum-1, outside slum but within one Km-2, More than one km but less than 3 Kms-3, More than 3 Kms-4)		
2.20	Nearest Anganwadi Centre(Within slum-1, outside slum but within one Km-2, More than one km but less than 3 Kms-3, More than 3 Kms-4)		
2.21	Whether there is Recreation activity or not (yes-1, No-2)		
2.22	Whether there is Fair price shop or not (yes-1, No-2)		
2.23	Whether there is PCO within the slum or not (yes-1 No-2)		

Note: IHSDP (Integrated Housing & Slum Development Programme)

Block 3: Town Infrastructure (As on)

Sl. No.	Facilities	Number/Code/ percentage	Source Code
(1)	(2)	(3)	(4)
3.1	Number of factories registered under Factories Act		
3.2	Number of business establishments having annual turnover 50 crores or above / having 50 or more workers		
3.3	Source of drinking water for majority of people: Tap water-1, Bottled/Canned Water-2, Hand Pumps -3, Well/Tube well - 4, Tanks /ponds-5, River/canal-6 , others-9		
3.4	Percentage of households having tap water connectivity within the premises		
3.5	Is there any scheme for recycling waste water? (yes-1, no-2)		
3.6	Is the ground water level receding? (yes-1,no-2)		
3.7	Whether ground water recharge/ rain water harvesting has been made mandatory? (yes-1,no-2)		
3.8	Ground water recharge facilities/ rain water harvesting: Ground water recharge facility exists -1; rain water harvesting unit exists -2; both-3; No- 4		
3.9	Whether water treatment facility is available? (yes-1,no-2)		
3.10	Is there any non-drinking water supply scheme? (yes-1, no-2)		
3.11	Percentage of houses with latrine facility within the premises		
3.12	Percentage of houses with bathing facility within the premises		
3.13	Existence of community latrine facility (yes-1 , no—2)		
3.14	Is 24 hour supply of electricity there? (yes-1, no-2)		
3.15	If no in 3.14, supply is 20 hours or more-1,supply is 16 hours or more but less than 20 hours - 2, supply is 12 hours or more but less than 16 hours -3, Less than 12 hours - 4		
3.16	Sewage Treatment Facility (Yes-1, No-2)		

Block [4] Availability and number of facilities: (As on)

Sl.No	Item	Availability (Yes - 1, No - 2)	If code 1 in Col.3 then number	Source code
(1)	(2)	(3)	(4)	(5)
4.01	Veterinary dispensary			
4.02	Urban Health Post/ Allopathic Dispensary			
4.03	AYUSH (Ayurvedic, Yoga, Unani, Sidha, Homeopathy) Dispensary			
4.04	Government hospital			
4.05	Allopathic Medicine shop			
4.06	Homeopathic Medicine shop			
4.07	Ayurvedic Medicine shop			
4.08	Other Medicine shop			
4.09	Clinical Laboratory/Diagnostic Centres			
4.10	Private Clinics			
4.11	Railway station			
4.12	Fire Stations			
4.13	Banking facility		X	
4.14	Police Station		X	
4.15	Petrol Pump			
4.16	Compressed Natural Gas Station			
4.17	LPG Services available		X	
4.18	Child Care Centre			
4.19	Working Women Hostel			
4.20	Old age Home			
4.21	Hotels		X	
4.22	Cremation/ burial grounds			
4.23	Facility for stray animal			
4.24	Disposal of dead animals		X	
4.25	Community centre /Hall			
4.26	Recreational area (Park, Garden)			
4.27	Public library			
4.28	Corporation /Government Playground			
4.29	Stadium			
4.3	Orphanage			
4.31	Hostels for Girls			
4.32	Home for Destitute			
4.33	Night Shelter			

Block 5: Demographic information (All figures are in number) Item 5.1 to 5.5 (As on)

SL. No.	Data item	Population in different Age Groups									Source Code
		(3)	(4)	(5)	(6)	(7)	(8)	(9)	10	11	
(1)	(2)	(3)	(4)	(5)	(6)	(7)	(8)	(9)	10	11	12
	Population	0-4 years	5-6 years	7-14 years	15-17 years	18-24 years	25-49 years	50-59 years	60 years & above	Total	
5.1	Female										
5.2	Male										
	Households										
(1)	(2)	(3)	(4)	(5)	(6)	(7)	(8)				
	Total number of households	SC	ST	OBC	General	Total	Source Code				
5.3											
5.4	Total No. of Households, headed by women										
5.5	No. of households living below poverty line (BPL) (Please indicate the poverty line)										

Item 5.6 to 5.13 during.....

Sl. No	Births	Girls	Boys	Source Code
(1)	(2)	(3)	(4)	(5)
5.6	Live Birth			
5.7	Still Birth			
5.8	Deaths (below age 1 year)			

Other Deaths (after completion of first birth day)

Sl. No		1-4 years	5-14 years	15-49 years	50-59 years	60 years & above	Total	
5.9	Female							
5.10	Male							
5.11	No. of Deaths of Women (Age groups :15-49 years) at the time of Child Birth							
5.12	No. of pregnant women							
5.13	Number of MTP cases							

Block 6: Morbidity, Disability and Family Planning (During the reference year)

SL. No	Codes of three (3) common diseases in the town in descending order of prevalence occurred during the year (Item codes given below)			
Sl. No.	Item Code			
(1)	(2)	(3)	(4)	(5)
6.1	Chronic			
6.2	Acute			

(Malaria-1, Tuberculosis-2, Dengue-3, etc. Disease code will be provided)

Morbidity Details (During the reference year)

	Name of Predominant Diseases	No. Of persons Affected	Source Code
(1)	(2)	(3)	(4)
6.3	Leprosy		
6.4	Tuberculosis		
6.5	Cholera		
6.6	Malaria		
6.7	Dengue		
6.8	Others(1)		
6.9	Others(2)		

Number of disabled persons by type of disability (As on)

Type of disability		Female			Male			Source Code
		Less than 60 Years	60 years and above	Total	Less than 60 Years	60 years and above	Total	
(1)	(2)	(3)	(4)	(5)	(6)	(7)	(8)	(9)
6.10	Visual							
6.11	Hearing							
6.12	Speech							
6.13	Locomotor							
6.14	Mental illness							
6.15	Mental Retardation							
6.16	Any other							
6.17	Multiple Disability							

Number of Married persons (As on						
Age-Groups						
		Less than 15 years	15 -17 years	18 - 20 years	21 years and above	Source Code
(1)	(2)	(3)	(4)	(5)	(6)	(7)
6.18	Female					
6.19	Male					
6.20	Percentage of couples using any type of family planning method					

Block7: Health Facilities (As on

Type of systems		Government			Non- Government		Source Code
		Dispensary	Hospitals	Beds	Hospitals/Nursing Home	Beds	
(1)	(2)	(3)	(4)	(5)	(6)	(7)	(8)
7.1	Allopathic						
7.2	Ayurvedic						
7.3	Unani						
7.4	Siddha						
7.5	Homeopathic						
7.6	Naturopathy						
7.7	Others						
7.8	Family Welfare & maternity centre	XXX					

Block 8: Health Manpower (As on

	Type of systems	Number of Health officials								Source Code
		Government facilities				Non- Government facilities				
		Female		Male		Female		Male		
		Doctor	Trained Nurse/Compounder etc	Doctor	Trained Nurse/Compounder etc	Doctor	Trained Nurse/Compounder etc	Doctor	Trained Nurse/Compounder etc	
(1)	(2)	(3)	(4)	(5)	(6)	(7)	(8)	(9)	(10)	(11)
8.1	Allopathic									

8.2	Ayurvedic								
8.3	Unani								
8.4	Siddha								
8.5	Homeopathic								
8.6	Other/ Naturopathy								

Block 9 Education: (Irrespective of recognized and unrecognized school) (As on)

Sl.No.	School Category	Number of schools	Intake capacities	Source Code
9.1	Pre-primary school			
9.2	Primary school			
9.3	Middle School			
9.4	Secondary School			
9.5	Higher Secondary school			
9.6	College with degree course			
9.7	College with master degree course/ university			
9.8	Technical College with degree and above			
9.9	Professional Colleges with degree and above			
9.10	Polytechnic Institutes			
9.11	Industrial training Institute (ITI)			
9.12	Vocational training school/centre other than ITI			
9.13	Special school for blind			
9.14	Special school for mentally retarded			
9.15	Institution/ organization for rehabilitation of differently-abled persons other than blind and mentally retarded			

Block 10: Livestock and poultry (As on)

Sl. No	Livestock/ poultry	Number	Source Code
(1)	(2)	(3)	(4)
10.1	Cattle (including Ox, Bullock, Yak, Mithun, etc.)		
10.2	Buffaloes		
10.3	Sheep		
10.4	Goats		
10.5	Horses, Ponies, Mules, Donkeys, Camels etc		
10.6	Pigs		
10.7	Hens and Ducks		
10.8	Any other livestock and poultry		

Block 11: Number of storage and marketing outlets (As on)

Sl. No.	Marketing Outlets	Number	Capacity (cubic meters)	Source Code
(1)	(2)	(3)	(4)	
11.1	Fair Price shops		XXXXXXX	
11.2	Mandis / Regular market		XXXXXXX	
11.3	Cold storages			
11.4	Godown /warehousing facility			
11.5	Malls and Super Bazar		XXXXXXX	

Block 12: Employment status (employment - unemployment) (As on)

SL. No	Codes of major three (3) employment status in the town (Item codes given below)			
	Item			Source code
(1)	(2)	(3)	(4)	(5)
Item Code				
Percentage				

(Self-employed-1, Employed as Regular wage / Salaried Employee -2, Casual workers -3, Unemployed-4, Not in the labour force-5, others-6)

Block 13 Other social indicators (As on)

Sl. No.	Other selected social indicators	Number		Source Code
		Female	Male	
(1)	(2)	(3)	(4)	(5)
13.1	Street children			
13.2	Juvenile Delinquent			
13.3	Drug addict			
13.4	Child worker (Aged 14 years and			
13.5	Sex Worker			
13.6	Incidence of violence against women (only cognizable reported cases)			
13.7	Number of theft and robbery/dacoity cases registered			
13.8	Number of fatal accidents registered			
13.9	Registered numbers of Criminal cases			

Block 14 Industries and business (As on)

		No. of Units	Number of Employees			Source Code
			Female	Male	Total	
(1)	(2)	(3)	(4)	(5)	(6)	(7)
14.1	Manufacturing Enterprises					
14.2	Non-Manufacturing Enterprises					

Block 15 Water Supply details (As on)

Sl.No	Items	Value/Data/Code	Source Code
(1)	(2)	(3)	(4)
15.1	Area (In Sq KM)		
15.2	Population covered with water supply facilities		
15.3	Major Source of Drinking water: Tap-1, others-2		
15.4	Quantity of Water Supplied (MLD)		
15.5	Per Capita Consumption (LPCD)		
15.6	Capacity of WTPs		
15.7	Treatment of Total Water supply (%age)		
15.8	Per Capita Water Supplied in LPCD		
15.9	Total water consumption (surface and ground water)(MLD)		
	No. of House service connections		
15.10	No. of metered connections		
15.11	No. of non metered connections		
15.12	Total no. of commercial connections		
15.13	Non-Revenue Water (%)		
15.14	Unaccounted- Water / Transmission loss (%)		

KLD = 1000 litres = 1 cubic meter= One Kilolitre

MLD=1000 KLD= Millions of litres = 1000000 litres = 1000 cubic meter

LPCD: Litre per capita per day

WTP: Water Treatment Plant

Block-16:

A: Availability Of Waste Water Treatment/ Drainage Facilities (As on

SL. No.	No. Of HH connected with system	No. of sewage treatment plants	Quantity generated (MLD)	Quantity treated (MLD)	Type of Drainage				Underground sewerage		Others		Source Code
					Open surface drains		Covered drains		Length in Km	Area served (Sq. Km)	Length in Km	Area served (sq. Km)	
					Length in Km	Area served (sq. Km)	Length in Km	Area served (sq. Km)					
(1)	(2)	(3)	(4)	(5)	(6)	(7)	(8)	(9)	(10)	(11)	(12)	(13)	(14)
16.1													

B: Details on Urban Storm Water Drainage Facilities (As on

SL. No.	No. of Houses connected with system	Quantity generated (MLD)	Quantity treated (MLD)	Storm water Drainage				Others		Source Code
				Open surface drains		Covered drains		Length in Km	Area served (sq. Km)	
				Length in Km	Area served (sq. Km)	Length in Km	Area served (sq. Km)			
(1)	(2)	(3)	(4)	(5)	(6)	(7)	(8)	(9)	(10)	(11)
16.2										

Block 17: Land Ownership And Rate (As on)

SL.NO.	Type of ownership	No. of Dwelling Units (DU)	Area covered (Sq. Mt)	Average rate of DU per Sq. Mt (Rs)	Source Code
(1)	(2)	(3)	(4)	(5)	(6)
17.1	Public				
17.2	Private Developers & Promoters				
17.3	Others (Specify)				
17.6	Total				

Block 18: Land Utilization (As on)

Sl.No	Items	Area In Hectare (up to 2 decimal)	Source Code
(1)	(2)	(3)	(4)
18.1	Geographical Area of the Town		
18.2	Area under forest including Social forestry		
18.3	Area under agricultural Use		
18.4	Non-agricultural Use (20.5+20.6+10.7+20.8+20.9+20.10+20.11+20.12+20.13+20.14)		
18.5	Residential		
18.6	Commercial		
18.7	Industrial		
18.8	For Recreational Activity		
18.9	Public (vacant)		
18.10	Transportation		
18.11	Public Utilities		
18.12	Reclaimed Land		
18.13	Land under still water		
18.14	Marshy land		
18.15	Natural Resources		
18.16	River Length (Km.)		
18.17	Area of water bodies (other than river) (Hect.)		
18.18	Canal Length (km)		

Block 19 Migration (during the year.....)

Out-migration					
		Age Group Less than 15 years	Age Group 15 years & above	Total	Source Code
(1)	(2)	(3)	(4)	(5)	(6)
19.1	Female				
19.2	Male				
In-migration					
19.3	Female				
19.4	Male				

Block 20 : Information on casualty due to Disasters (During the Year.....)

Number of deaths									
(1)	(2)	(3)	(4)	(5)	(6)	(7)	(8)	(9)	(10)
Sl. No.	Name of the disaster	Female			Male			Total=Sub-Total-1 + Sub-Total-2	Source Code
		Less than 15 years	15 years & above	Sub-Total-1	Less than 15 years	15 years & above	Sub-Total-2		
20.1									
20.2									
20.3									
20.4									
20.5									

Information on casualty due to Epidemic (During the Year.....)

Number of deaths									
(1)	(2)	(3)	(4)	(5)	(6)	(7)	(8)	(9)	(10)
Sl. No.	Type of epidemic	Female			Male			Total	Source Code
		0-14 years	15 years & above	Sub-Total-1	0-14 years	15 years & above	Sub-Total-2		
20.6									
20.7									
20.8									
20.9									
20.10									

Block 21: Solid Waste Management

A: Solid waste generation (During the Year

SL. NO.	Average generation (Tons/day)	Per capita generation (Gm/Capita/day)	Average collection (Tons/day)	No. Of Houses covered for House to House Collection:	Total area Used for Sanitary land Fill (Sq. Km)	No. Of Sites	Manpower deployed	Land Filled(sq km)	Source Code
(1)	(2)	(3)	(4)	(5)	(6)	(7)	(8)	(9)	(10)
21.1									

B: Processed Waste for Treatment and Dumping Facilities (During the Year)

SL. NO.	Sanitary land fill (MT/Day)	Waste to Energy Plant (MT/Day)	Energy generated from Waste from Energy Plants	Open dumping (MT/Day)	Composting (MT/Day)	RDF (Refuse Derived Fuel)	Burned openly (MT/Day)	Others	Source Code
(1)	(2)	(3)	(4)	(5)	(6)	(7)	(8)	(9)	(10)
21.2									

C: Vehicles deployed for Collection and Disposal of Solid waste (During the Year)

SL. NO.	Type of Vehicles deployed	Trucks/Lorries	Tipper s	Dumpers/Placers	Compactor s	Other s	Total no. of vehicles deployed for transportation	Manpower deployed for primary and secondary collections and other activities	Source Code
(1)	(2)	(3)	(4)	(5)	(6)	(7)	(8)	(9)	(10)
21.3									

D: Is there any system of segregation of solid waste?

Yes	No
-----	----

E: If yes, please furnish following details (%age of quantum) (During the Year)

SL. NO.	Biodegradable	Non Bio-degradable	Medical Waste	Source Code
(1)	(2)	(3)	(4)	(5)
21.4				

Block 22: Large Projects (More than 500 Crore) Implemented/ Completed during the year

SL. No.	Sector Infrastructure-1,Power-2, Manufacturing sector,-3, Service Sector-4, Others-9	Capital Projects (name of the project)	Type of ownership (Govt.-1, PPP-2, Private-3)	Approved cost	Source of Finance			Period for completion	Expected Life span	Source Code
					Govt	Private	Others			
(1)	(2)	(3)	(4)	(5)	(6)		(7)	(8)	(9)	
New Infrastructure										
22.1										
22.2										
22.3										
22.4										
22.5										
22.6										
22.7										
22.8										
22.9										
Up gradation										
22.10										
22.11										
22.12										
22.13										
Expansion/ diversification										
22.14										
22.15										
22.16										
22.17										

Proposed Large Projects (More than 500 Crore) (As on) (for next financial year)

SL. No.	Sector Infrastructure-1,Power-2, Manufacturing sector,-3, Service Sector-4, Others-9	Capital Projects (name of the project)	Type of ownership (Govt.-1, PPP-2, Private-3)	Approved cost	Source of Finance			Period for completion	Expected Life span	Source Code
					Govt	Private	Others			
(1)	(2)	(3)	(4)	(5)	(6)		(7)	(8)	(9)	
New Infrastructure										
22.18										

22.19									
22.20									
22.21									
22.22									
22.23									
22.24									
22.25									
22.26									
22.27									
22.28									

Up gradation

Expansion/ diversification

Block 23: Traffic and Transportation-Time Series Yearly Data (DTO/RTO WISE/ District/ Data) (Registered Vehicles) (As on 31.03.....)

SL.NO	Type of Vehicles		No. of Registered Vehicles		Source Code	
			During the reference year	As on 31 st March (cumulative total)		
(1)	(2)	(3)	(4)	(5)	(6)	
	Heavy vehicles	Trucks				
23.1		Public				
23.2		Private				
		Buses				
23.3		Public				
23.4		Private				
23.5		Sub Total-1				
		Medium Sized Vehicles	Trucks			
23.6			Public			
23.7			Private			
	Buses					
23.8	Public					
23.9	Private					
23.10	Sub Total-2					
	Light Vehicles	Two wheeler				
23.12		Private Car				
23.13		Jeep				
23.14		Three wheeler				
23.15		Taxies/Cabs				
23.16		Sub Total-3				
	Non motorized	Cycle Rickshaw				
23.18		Others				
23.19	Sub Total-4					
23.20	Total					
	Public Parking Facilities		Number	Capacity		
23.21	Motorized Vehicle					
23.22	Non Motorized Vehicle					
23.23	Both Motorized and Non Motorized Vehicle					

23.24	Total			
	Terminals	Number	Capacity	
23.25	Bus			
23.26	Truck			

Block 24: Roadways (As on 31.03.....)

SL. No.	Width (meter)	Surfaced road (Km)	Un-surfaced road (Km)	Total road length (Km)	Foot paths (Km)	Cycle Tracks (Km)	Source Code
(1)	(2)	(3)	(4)	(5)	(6)	(7)	(8)
24.1							
24.2							
24.3							
24.4							

Block 25:

A: Scheme for Housing Stock Generation (As on 31.03.2013)

Is there any government scheme for housing stock generation?

Yes	No
-----	----

If yes, please give details as under

SL. No.	Name of Scheme	Type of Scheme	Total number of Dwellings constructed	Year of Commencement of the Scheme	No. of households allotted	Source Code
(1)	(2)	(3)	(4)	(5)	(6)	(7)
25.1						
25.2						
25.3						
25.4						

B: Building Permission issued in last reference year:

SL. No.	Residential	Others	Total	Source
(1)	(2)	(3)	(4)	(5)
25.5				

Block 26: Environment

Centre-wise data for Air Pollution Concentration ($\mu\text{g}/\text{m}^3$) (As last recorded during the reference year)

Is there any Power Plant nearby (Within 5 KM), if yes distance from the town/ Megacity: YES-1, NO-2

SL. No (1)	Type of pollutant (2)	Area				Source Code (7)
		Residential (3)	Commercial (4)	Industrial (5)	Silence Zone (6)	
26.1	SO ₂					
26.2	NO					
26.3	SPM					
26.4	CO					

Level of Noise Pollution in area-- (Db)

SL. No. (1)	Residential (2)	Commercial (3)	Industrial (4)	Silence Zone (5)	Source Code (6)
26.5					

Db: Decibel-Unit of sound

Water Pollution (Mg/Lt)

SL. NO. (1)	BOD level (2)	Coliform level (3)	PH value (4)	Source Code (5)
26.6				

Mg./Lt: Milligram per Litre

Block 27: Governance:

Category of Urban Local Body (M Corp, M Council or Nagar Panchayat)

Revenue and Receipt of Local Body (Rs. In Lakh) (During the Year)

SL.No. (1)	Item (2)	Amount (3)	Source Code (4)
27.1	Revenue Receipt		
27.11	Tax		
27.111	Property Tax		
27.112	Other Tax		
27.12	Non-tax		
27.13	Own resources		
27.14	Transfers		
27.2	Revenue Expenditure		
27.21	Revenue Expenditure		
27.22	Capital Expenditure		
27.23	By head (Gen. Admn., Maintenance, water, public health etc.)		
27.24	Revenue less expenditure		
27.3	Resource Mobilisations		
27.4	Debt service		

Note: Strike Out which are not applicable

Block 28: Urban Heritage (As on)**Listed Urban Heritages in city (as per ULB list of protected monuments):**

SL No.	Type	Name	Significance (Cultural/Historical/Tourism/else)	Age of Heritage Bldg/Site
(1)	(2)	(3)	(4)	(5)
28.1				
28.2				
28.3				

Other un-listed significant Heritage buildings or sites:

SL No	Type	Name	Significance (Cultural/Historical/Tourism/else)	Age of Heritage Bldg/Site
(1)	(2)	(3)	(4)	(5)
28.4				
28.5				
28.6				

Possible Sources (descriptive information may be given if source is different from the possible sources)

19. Ward/Town/Urban Local Body designated official
20. Ward/Town statistical officer-2
21. Line Department official-3
22. Patwari/Mandal/Land revenue Officials(Land Records) -4
23. Other Ward/Town Official-5
24. Education Officer/teacher-6
25. Local Doctor (Including AYUSH)-7
26. Urban Health Post/ Hospital-8
27. Others -specify

Annexure-I

Name of the State/Union territory	State Code
JAMMU & KASHMIR	01
HIMACHAL PRADESH	02
PUNJAB	03
CHANDIGARH	04
UTTARAKHAND	05
HARYANA	06
DELHI	07
RAJASTHAN	08
UTTAR PRADESH	09
BIHAR	10
SIKKIM	11
ARUNACHAL PRADESH	12
NAGALAND	13
MANIPUR	14
MIZORAM	15
TRIPURA	16
MEGHALAYA	17
ASSAM	18
WEST BENGAL	19
JHARKHAND	20
ODISHA	21
CHHATTISGARH	22
MADHYA PRADESH	23
GUJARAT	24
DAMAN & DIU	25
DADRA & NAGAR HAVELI	26
MAHARASHTRA	27
ANDHRA PRADESH	28
KARNATAKA	29
GOA	30
LAKSHADWEEP	31
KERALA	32
TAMIL NADU	33
PUDUCHERRY	34
ANDAMAN & NICOBAR ISLANDS	35
TELANGANA	36