



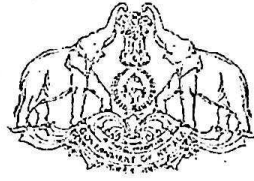
Government of Kerala

**PANCHAYAT LEVEL
BUILDING STATISTICS**

PALAKKAD DISTRICT

**Department of Economics & Statistics
Thiruvananthapuram**

2007



Government of Kerala

**PANCHAYAT LEVEL
BUILDING STATISTICS**

PALAKKAD DISTRICT

**Department of Economics & Statistics
Thiruvananthapuram**

2007

Preface


As per the recommendation of Nation Statistical Commission, Government of Kerala has directed the department of Economics and Statistics to collect building statistics from the Panchayath areas of the State. Accordingly the department has started collecting Panchayath level building statistics from the year 2001-2002 on wards. Based on this information we are presenting Panchayath level building statistics of all the districts in a phased manner. Panchayath level information of Palghat district is included in this report. Besides average quarterly prices of some important building materials and wages of building labour collected from district headquarters are also incorporated.

This report is prepared by the combined effort of Sri N Vinayan, Assistant Director, Smt. Kumari Geetha. B, Research Officer, Smt S Beena, Research Assistant, and Smt. S Ushakumari, U.D. Compiler of Labour and Housing Unit under the guidance and coordination from Sri. K. Asokan, Additional Director and Sri Gorkey Jose, Joint Director. The D T P work is done by Sri. S. Saseendran, U.D. Typist of Computer Division.

I place on record the appreciation to all the staff of Palghat district as well as the staff of headquarters who are associated with this venture. I hope this report will be of great use to the administrators. Researchers, planners and other data users.

M.R Balakrishnan
Director

Thiruvananthapuram
Dated: 08/03/2007




Content

	Pages
1. District at a glance	-
2. Introduction	1
3. Demographic particulars	3
4. Panchayath wise details of building constructed 2001-02, 2002-03, 2003-04	7
5. Block wise details of building constructed 2001-02, 2002-03, 2003-04	10
6. Quarterly prices of building materials 2001-02, 2002-03, 2003-04	49
7. Quarterly wage rate of building labour 2001- 02, 2002-03, 2003-04	52



DISTRICT AT A GLANCE

AREA (KM ²)	
Rural	4335.76
Urban	144.24
Total	4480
Number of Taluks	5
Municipality	4
Corporation	
Block Panchayath	13
Grama Panchayath	91
Census Town	1
POPULATION (2001)	
Male	1266985
Female	1350497
Total	2617482
Rural	2260907
Urban	356575
HOUSEHOLD	
Rural	455911
Urban	74305
Total	530216
Household size	4.94
Literacy rate	84.35
Main workers	768620
Marginal workers	176432
Non workers	1672430
CATEGORY OF WORKERS	
Cultivators	85638
Agricultural laborers	317192
Household Industrial workers	32832
Other workers	509390
WORK PARTICIPATION RATE	
Male	51.99
Female	21.20
Total	36.11
Percentage of urban population	13.62



CHAPTER I

INTRODUCTION

The housing sector plays very important role in the economic uplift of a society and a crucial role in the economy of country. Reliable housing statistics are a prerequisite for formulation of realistic housing policies. As per the request of National Building Organization the department was collecting construction statistics from urban areas of the state.

Now as per the recommendation of National Statistical Commission Department of Economics and Statistics is collecting Panchayath level housing data from 2001-2002 on wards. It has been planned to present Panchayath level building statistics of all the districts incorporating the above data. This report contains Panchayath level building statistics of Palakkad district for the years 2001-2002, 2002-2003 and 2003-2004. Besides average quarterly prices of some important building materials and wages of building labour collected from district headquarters is also included.

Summary of Findings

1. Decadal Increase in household

The number of census households both, rural and urban for the period from 2001 is given in the table below. The maximum decadal growth rate in the total household of the district is reported during the period 1971-81. The number of occupied residential houses increased to percentage from 1981 to 1991 in the district.

Period	1921	1931	1941	1951	1961	1971	1981	1991	2001
Rural household	193291	206619	226069	231351	277547	259975	333573	375000	455911
Decadal growth rate	-	6.90	9.41	2.34	19.97	-6.33	28.31	12.42	21.58
Urban household	11489	12417	17260	21996	28047	35630	36994	70000	74305
Decadal growth rate	-	8.07	39.00	27.44	27.50	27.04	3.82	89.22	6.15
Total household	204780	219036	243329	253347	305594	295605	370567	445000	530216
Decadal growth rate	-	6.96	11.09	4.12	20.62	-3.27	25.36	20.08	19.15

During the period 1981-1991 a maximum of 89.22% decadal variation is noticed in urban houses of the district.

Classification of Buildings Constructed

The total number of buildings constructed in Palakkad district during 2001-2002, 2002-2003 and 2003-2004 were 16736, 17848 and 22215 respectively. Year wise classification of buildings constructed is given below.

Period	Residential Buildings				Non Residential Buildings						Total number of buildings
	Dwelling houses	Others	Total	Percentage to total	Industrial	Commercial	Institutional	Others	Total	Percentage	
2001-02	13382	213	13595	81.23	79	2261	104	697	3141	18.77	16736
2002-03	14251	454	14705	82.39	64	2305	133	641	3143	17.61	17848
2003-04	17741	457	18198	81.92	45	2840	140	992	4017	18.08	22215

It is seen from the above table that more than 81% of the buildings newly constructed are used for residential purposes in all the years. The remaining buildings are used for various purposes such as industrial, commercial, institutional. Among the non-residential buildings there is considered increase in the number of commercial buildings.

Ownership of buildings

Ownership of the buildings are classified yearly in the following table.

Period	Ownership								Total number of buildings
	Private Buildings				Govt./local bodies	Others	Total	Percentage	
	Male	Female	Total	Percentage					
2001-02	12223	4124	16347	97.68	192	197	389	2.32	16736
2002-03	12772	4701	17473	97.90	175	200	375	2.10	17848
2003-04	15661	5973	21634	97.38	301	280	581	2.62	22215

About 98% of the buildings are constructed in the private sector in the district. Again when the sex ratio of ownership of private buildings is considered about 25.23%, 26.90% and 27.61% of private buildings are owned by women during 2001-2002, 2002-2003 and 2003-2004 respectively.

Types of Roof

The roof types of newly constructed buildings during the year 2001-2002, 2002-2003 and 2003-2004 are classified below.

Period	Type of Roof								Total Buildings	
	Thatched		Tiled		Concrete		Others			
	Number	Percentage	Number	Percentage	Number	Percentage	Number	Percentage	Number	Percentage
2001-02	1442	8.62	5577	33.32	8922	53.31	795	4.75	16736	100.00
2002-03	1337	7.49	5466	30.63	10133	56.77	912	5.11	17848	100.00
2003-04	2017	9.08	7409	33.35	11520	51.86	1269	5.71	22215	100.00

It is seen from the above table that materials used in house construction have been undergoing rapid changes. Traditional materials were replaced by modern materials like, Cement, Steel Mosaic, floor tiles etc. Popularity of concrete buildings is increasing at rapid rate in the district. When compared to the district the use of tiled houses not declined considerably.

Table I

DEMOGRAPHIC PARTICULARS

A. BLOCK

Name of Block	Number of House holds	Total Population (including Institutional and Houseless Population)			Institutional Population			Houseless Population		
		Person	Male	Female	Person	Male	Female	Person	Male	Female
1	2	3	4	5	6	7	8	9	10	11
Thrithala	34691	183134	86805	96329	617	352	265	112	49	63
Pattambi	46768	266899	127324	139575	1039	778	261	102	48	54
Ottappalam	27813	137918	65044	72874	334	182	152	73	34	39
Sreekrishnapuram	33151	161912	76872	85040	285	134	151	15	7	8
Mannarkkad	52509	289538	140238	149300	1646	747	899	55	39	16
Attappadi	16315	66171	33294	32877	1832	820	1012	39	20	19
Palakkad	40164	196464	95092	101372	617	422	195	37	27	10
Kuzhalmannam	34846	166029	80391	85638	230	156	74	94	42	52
Chittoor	35487	158510	78148	80362	539	330	209	99	45	54
Kollengodu	25316	123908	60832	63076	322	228	94	107	54	53
Nenmara	29026	135882	66398	69484	389	189	200	32	21	11
Alathoor	52822	253385	123172	130213	1032	481	551	84	43	41
Malampuzha	48424	223808	110266	113542	1422	793	629	19	12	7

Table II

B. PANCHAYATH

Name of Panchayath	Number of House holds	Total Population (including Institutional and Houseless Population)			Institutional Population			Houseless Population		
		Person	Male	Female	Person	Male	Female	Person	Male	Female
1	2	3	4	5	6	7	8	9	10	11
Alathur Block	52822	253385	123172	130213	1032	481	551	84	43	41
Tarur	5051	24327	11708	12619	41	22	19	0	0	0
Erimayur	6076	29224	14305	14919	231	100	131	12	6	6
Alathur	5058	24796	11766	13030	94	61	33	39	18	21
Kavasseri	5632	26839	12846	13993	51	12	39	7	4	3
Puducode	3982	20550	9986	10564	12	6	6	0	0	0
Kannambra	5207	24618	11875	12743	50	33	17	3	2	1
Vadakkancheri	6991	33235	16211	17024	366	200	166	6	4	2
Vandazhi	6302	30408	14996	15412	121	29	92	7	4	3
Kizhakkencheri	8523	39388	19479	19909	66	18	48	10	5	5
Kuzhalmannam Block	34846	166029	80391	85638	230	156	74	94	42	52
Peringottukurissi	4963	23234	11139	12095	31	31	0	2	1	1
Kottayi	4360	20992	10183	10809	56	49	7	0	0	0
Mathur	4911	23679	11518	12161	0	0	0	0	0	0
Kuzhalmannam	5560	26680	12938	13742	50	17	33	64	32	32
Thenkurissi	5643	26674	12926	13748	52	43	9	0	0	0
Kuthannur	4859	23045	11056	11989	15	9	6	6	2	4
Kannadi	4550	21725	10631	11094	26	7	19	22	7	15
Chittur Block	35487	158510	78148	80362	539	330	209	99	45	54
Pattanchery	5121	24735	12140	12595	102	79	23	11	5	6
Nallepilly	6933	32044	15566	16478	69	36	33	13	5	8
Kozhinjampara	6426	28699	14240	14459	126	74	52	7	3	4
Vadakarapathy	5995	25717	12800	12917	139	91	48	0	0	0
Eruthempathy	4403	17815	8791	9024	84	38	46	31	15	16
Perumatty	6609	29500	14611	14889	19	12	7	37	17	20
Kollengode Block	25316	123908	60832	63076	322	228	94	107	54	53
Koduvayur	5592	27641	13532	14109	46	7	39	51	25	26
Kollengode	5948	29349	14290	15059	56	44	12	24	10	14
Vadavannur	3417	16378	8021	8357	46	33	13	21	10	11
Muthalamada	7308	34167	16851	17316	91	73	18	7	6	1
Puthunagaram	3051	16373	8138	8235	83	71	12	4	3	1

1	2	3	4	5	6	7	8	9	10	11
Nenmara Block	29026	135882	66398	69484	389	189	200	32	21	11
Pallassana	4754	23158	11303	11655	107	62	45	0	0	0
Nemmara	7426	34571	16872	17699	56	24	32	25	17	8
Ayiloor	5677	27358	13308	14050	34	11	23	0	0	0
Nelliyampathy	2234	8718	4358	4360	15	3	12	0	0	0
Elavancherry	3656	17537	8495	9042	29	13	16	7	4	3
Melarcode	5279	24540	12062	12478	148	76	72	0	0	0
Palakkad Block	40164	196464	95092	101372	617	422	195	37	27	10
Kongad	5736	27792	13287	14505	17	9	8	5	1	4
Keralassery	3202	14755	6972	7783	53	25	28	0	0	0
Pirayiri	6668	35271	17463	17808	274	263	11	6	2	4
Mankara	3598	17712	8590	9122	22	22	0	15	13	2
Mundur	5908	28744	13726	15018	101	13	88	0	0	0
Parli	6856	32672	15946	16726	91	70	21	0	0	0
Kodumba	4419	20984	10287	10697	40	9	31	11	11	0
Mannur	3777	18534	8821	9713	19	11	8	0	0	0
Malampuzha Block	48424	223808	110266	113542	1422	793	629	19	12	7
Akathethara	5683	25458	12459	12999	103	74	29	0	0	0
Malampuzha	3062	14429	7248	7181	633	274	359	4	3	1
Marutharode	6516	30608	15066	15542	180	89	91	4	1	3
Peruvemba	3806	18433	8971	9462	20	13	7	0	0	0
Polpully	3390	15645	7548	8097	36	2	34	3	2	1
Elappully	8064	37755	18593	19162	53	40	13	1	1	0
Pudussery	10439	45642	22903	22739	228	221	7	7	5	2
Puthuppariyaram	7464	35838	17478	18360	169	80	89	0	0	0
Mannarkkad Block	52509	289538	140238	149300	1646	747	899	55	39	16
Alanallur	8042	47078	22873	24205	456	233	223	10	6	4
Kanjirampuzha	5729	30342	14747	15595	301	113	188	4	2	2
Karakurissi	4190	22849	11025	11824	170	104	66	0	0	0
Karimba	5099	25546	12509	13037	291	93	198	5	3	2
Kottoppadam	6517	38748	18676	20072	54	29	25	0	0	0
Kumaramputhur	5203	28690	13801	14889	49	33	16	19	16	3
Mannarkad	9581	52381	25272	27109	143	47	96	10	10	0
Thachampara	4089	20149	9805	10344	104	22	82	5	2	3
Thachanattukara	4059	23755	11530	12225	78	73	5	2	0	2
Ottappalam Block	27813	137918	65044	72874	334	182	152	73	34	39
Vaniyamkulam	6360	29496	13977	15519	116	49	67	0	0	0
Ambalapara	7182	34969	16390	18579	55	27	28	8	4	4
Lakkidi-Perur	6038	30333	14483	15850	144	98	46	65	30	35
Ananganadi	4142	22078	10242	11836	13	6	7	0	0	0
Chalavara	4091	21042	9952	11090	6	2	4	0	0	0

1	2	3	4	5	6	7	8	9	10	11
Pattambi Block	46768	266899	127324	139575	1039	778	261	102	48	54
Koppam	4613	26277	12599	13678	205	167	38	0	0	0
Kulukkallur	4379	25816	12159	13657	26	18	8	76	35	41
Muthuthala	4055	21496	10297	11199	28	17	11	0	0	0
Nellaya	5537	32056	15128	16928	226	212	14	0	0	0
Ongallur	6656	37555	18208	19347	40	29	11	0	0	0
Pattambi	4393	24168	11569	12599	87	51	36	17	8	9
Parudur	4257	24345	11572	12773	15	7	8	0	0	0
Thiruvegapura	5005	29810	14333	15477	31	14	17	0	0	0
Vallapuzha	4148	24702	11705	12997	230	122	108	0	0	0
Vilayur	3725	20674	9754	10920	151	141	10	9	5	4
Sreekrishnapuram Block	33151	161912	76872	85040	285	134	151	15	7	8
Cherpulacherry	5901	30730	14617	16113	40	21	19	0	0	0
Kadampazhipuram	6021	28086	13378	14708	38	11	27	7	4	3
Karimpuzha	5701	29736	14288	15448	104	71	33	5	2	3
Pookottukavu	3005	13614	6332	7282	7	2	5	0	0	0
Sreekrishnapuram	4364	19260	9047	10213	38	0	38	0	0	0
Thrikkadeeri	4406	23718	11193	12525	25	11	14	2	1	1
Vellinezhi	3753	16768	8017	8751	33	18	15	1	0	1
Thirithala Block	34691	183134	86805	96329	617	352	265	112	49	63
Anakkara	4220	22601	10701	11900	13	7	6	0	0	0
Chalissery	4227	22080	10336	11744	28	15	13	0	0	0
Kappur	5120	28349	13532	14817	212	173	39	9	2	7
Nagalassery	5183	26115	12443	13672	32	11	21	84	38	46
Pattithar	5554	29942	14299	15643	75	48	27	14	6	8
Thirumittacode	5562	28510	13442	15068	48	20	28	5	3	2
Thirithala	4825	25537	12052	13485	209	78	131	0	0	0
Attappadi Block	16315	66171	33294	32877	1832	820	1012	39	20	19
Pudur	3280	12562	6417	6145	286	221	65	14	6	8
Agali	8238	35221	17623	17598	1039	471	568	23	12	11
Sholayar	4797	18388	9254	9134	507	128	379	2	2	0
Total (Rural)	477332	2363558	1143876	1219682	10304	5612	4692	868	441	427
MUNICIPALITY/ CORPORATION										
Shoranur (M)	8853	42029	20010	22019						
Ottappalam (M)	10130	49242	23186	26056						
Palakkad (M)	26956	130767	64379	66388						
Chittur- Thathamangalam	6945	31886	15534	16352						
Total (Urban)	52884	253924	123109	130815						
District Total	530216	2617482	1266985	1350497	10304	5612	4692	868	441	427

Details of Buildings constructed and completed in Rural sector during the year 2002-2003

Sl. No.	Name of Block	Number of Buildings newly constructed and completed										Ownership					Type of Roofs				Total
		Residential Buildings			Non Residential Buildings							Total Number of Buildings (Col. 5 + 10)	Private		Govt./Local Bodies	Others	Thatched	Tiled	Concrete	Others	
		Dwelling Houses	Others	Total	Industrial	Commercial	Institutional	Others	Total	Male	Female										
1	2	3	4	5	6	7	8	9	10	11	12	13	14	15	16	17	18	19	20		
1.	Thrithala	917	86	1003	6	314	10	15	345	1348	1049	279	8	12	101	153	1045	49	1348		
2.	Pattambi	1702	64	1766	8	459	5	57	529	2295	1823	454	6	12	55	385	1850	35	2295		
3.	Ottappalam	812	1	813	5	114	12	28	159	972	694	261	2	15	55	275	584	58	972		
4.	Sreekrishnapuram	947	34	981	4	206	3	18	231	1212	302	17	19	44	293	832	43	1212			
5.	Mannarkkad	1688	36	1724	6	355	13	24	398	2122	1651	433	31	7	77	770	1165	110	2122		
6.	Attappadi	352	176	528	2	6	28	6	42	570	273	239	15	43	66	289	131	84	570		
7.	Palakkad	1483	-	1483	2	210	11	66	289	1772	1280	460	9	23	105	500	1060	107	1772		
8.	Kuzhalmannam	779	1	780	23	66	8	77	174	954	705	226	16	7	100	366	392	96	954		
9.	Chittoor	1000	10	1010	1	8	3	17	29	1039	703	316	8	12	173	595	247	24	1039		
10.	Kollengodu	616	-	616	-	137	2	28	167	783	561	210	9	3	56	243	447	37	783		
11.	Nennara	865	12	877	6	28	6	71	111	988	647	326	12	3	133	454	342	59	988		
12.	Alathoor	1673	9	1682	-	269	13	173	455	2137	1298	783	38	18	266	797	937	137	2137		
13.	Malampuzha	1417	25	1442	1	133	19	61	214	1656	1214	412	4	26	106	346	1131	73	1656		
	Total	14251	454	14705	64	2305	133	641	3143	17848	12772	4701	175	200	1337	5466	10133	912	17848		

Details of Buildings constructed and completed in Rural sector during the year 2003-2004

Sl. No.	Name of Block	Number of Buildings newly constructed and completed										Ownership				Type of Roofs				Total
		Residential Buildings		Non Residential Buildings						Total Number of Buildings (Col. 5 + 10)		Private		Govt./ Local Bodies	Others	Thatched	Tiled	Concrete	Others	
		Dwelling Houses	Others	Total	Industrial	Commercial	Institutional	Others	Total	Male	Female									
1	2	3	4	5	6	7	8	9	10	11	12	13	14	15	16	17	18	19	20	
1.	Thripathala	1115	126	1241	2	355	19	29	405	1646	1254	337	10	45	137	189	1226	94	1646	
2.	Partambi	2211	51	2262	8	576	18	86	688	2950	2324	568	28	30	130	700	2067	53	2950	
3.	Ottappalam	957	4	961	2	203	3	58	266	1227	887	314	19	7	72	321	758	76	1227	
4.	Sreekrishnapuram	1104	13	1117	14	129	4	28	175	1292	927	343	12	10	55	403	784	50	1292	
5.	Mannarkkad	3032	44	3076	2	563	11	29	605	3681	2794	844	28	15	146	1524	1729	282	3681	
6.	Attappadi	1474	146	1620	8	5	32	24	69	689	333	290	13	53	179	293	134	83	689	
7.	Palakkad	1176	-	1176	-	222	16	42	280	1456	995	435	11	15	104	561	725	66	1456	
8.	Kuzhalmannam	974	1	975	3	209	9	147	368	1343	952	331	49	11	117	454	635	137	1343	
9.	Chittoor	1274	-	1274	-	37	-	28	65	1339	886	443	4	6	237	785	277	40	1339	
10.	Kollengodu	733	-	733	-	120	2	61	183	916	598	276	41	1	128	351	405	32	916	
11.	Nemmara	1085	4	1089	1	29	6	130	166	1255	739	440	27	49	233	545	387	90	1255	
12.	Alathoor	1938	20	1958	3	238	4	230	475	2433	1540	832	47	14	339	850	1105	139	2433	
13.	Malampuzha	1668	48	1716	2	154	16	100	272	1988	1432	520	12	24	140	433	1288	127	1988	
	Total	17741	457	18198	45	2840	140	992	4017	222	15661	5973	301	280	2017	7409	11520	1269	22215	

Details of Buildings constructed and completed in Rural sector during the year 2001-2002

Block: Mannarkkad

Sl. No.	Name of Panchayath	Number of Buildings newly constructed and completed										Ownership			Type of Roofs				Total
		Residential Buildings			Non Residential Buildings				Total Number of Buildings (Col. 5 + 10)	Private		Govt./ Local Bodies	Others	Thatched	Tiled	Concrete	Others		
		Dwelling Houses	Others	Total	Industrial	Commercial	Institutional	Others		Total	Male							Female	
1	2	3	4	5	6	7	8	9	10	11	12	13	14	15	16	17	18	19	20
1.	Alanallur	329	-	329	10	99	2	-	111	440	378	60	-	2	5	132	285	18	440
2.	Karakkurussi	98	1	99	-	19	-	1	20	119	96	18	5	-	21	27	61	10	119
3.	Karimba	213	-	213	-	46	5	10	61	274	182	75	5	12	19	90	134	31	274
4.	Kottombadam	293	-	293	1	36	-	1	38	331	249	78	4	-	4	195	121	11	331
5.	Kumaramputhur	157	1	158	1	12	1	-	14	172	136	35	0	1	9	69	77	17	172
6.	Kanjirappuzha	122	-	122	-	12	-	6	18	140	98	33	9	-	11	53	76	-	140
7.	Mannarkkad	306	1	307	-	124	2	9	135	442	356	75	-	11	14	152	260	16	442
8.	Thatchanattukara	155	7	162	-	19	1	-	20	182	140	36	6	-	21	120	41	-	182
9.	Thachambara	118	-	118	-	6	-	12	18	136	118	6	12	-	19	40	68	9	136
	Total	1791	10	1801	12	373	11	39	435	2236	1753	416	41	26	123	878	1123	112	2236

Details of Buildings constructed and completed in Rural sector during the year 2002-2003

Block: Mannarkkad

Sl. No.	Name of Panchayath	Number of Buildings newly constructed and completed										Ownership					Type of Roofs				Total
		Residential Buildings					Non Residential Buildings					Total Number of Buildings (Col. 5 + 10)	Private		Govt./Local Bodies	Others	Thatched	Tiled	Concrete	Others	
		Dwelling Houses	Others	Total	Industrial	Commercial	Institutional	Others	Total	Male	Female										
1	2	3	4	5	6	7	8	9	10	11	12	13	14	15	16	17	18	19	20		
1.	Alanallur	296	1	297	-	46	-	-	46	343	288	55	-	-	-	109	223	11	343		
2.	Karakkurussi	71	-	71	-	23	3	-	26	97	79	11	6	1	12	12	64	9	97		
3.	Karimba	157	-	157	-	15	-	4	19	176	127	45	-	4	16	75	62	23	176		
4.	Kottombadam	290	1	291	3	23	-	-	26	317	228	85	2	2	5	139	149	24	317		
5.	Kumaramputhur	185	-	185	2	16	5	-	23	208	147	61	-	-	8	71	111	18	208		
6.	Kanjirappuzha	129	-	129	1	22	1	9	33	162	127	27	8	-	11	74	77	-	162		
7.	Mannarkkad	275	27	302	-	184	-	4	188	490	366	120	4	-	1	114	360	15	490		
8.	Thatchanattukara	175	3	178	-	4	3	5	12	190	153	29	8	-	17	137	36	-	190		
9.	Thachambara	110	4	114	-	22	1	2	25	139	136	-	3	-	7	39	83	10	139		
	Total	1688	36	1724	6	355	13	24	398	2122	1651	433	31	7	77	770	1165	110	2122		

Details of Buildings constructed and completed in Rural Sector during the year 2003-2004

Block: Mannarkkad

Sl. No.	Name of Panchayath	Number of Buildings newly constructed and completed										Ownership						Type of Roofs				Total
		Residential Buildings			Non Residential Buildings				Total Number of Buildings (Col. 5 + 10)	Private		Govt./Local Bodies	Others	Thatched	Tiled	Concrete	Others					
		Dwelling Houses	Others	Total	Industrial	Commercial	Institutional	Others		Total	Male							Female				
1	2	3	4	5	6	7	8	9	10	11	12	13	14	15	16	17	18	19	20	20		
1.	Alanallur	434	-	434	-	119	-	-	119	553	441	109	2	1	-	278	260	15	15	553		
2.	Karakkurussi	321	-	321	-	27	3	-	30	351	253	98	-	-	15	141	136	59	59	351		
3.	Karimba	226	-	226	-	20	-	7	27	253	167	79	-	7	32	87	104	30	30	253		
4.	Kottombadam	650	2	652	2	35	1	1	39	691	506	178	5	2	14	374	240	63	63	691		
5.	Kumaramputhur	321	-	321	-	27	3	-	30	351	253	98	-	-	15	141	136	59	59	351		
6.	Kanjirappuzha	164	1	165	-	9	2	9	20	185	150	27	8	-	11	75	99	-	-	185		
7.	Mannarkkad	604	39	643	-	306	2	7	315	958	731	219	4	4	18	291	620	29	29	958		
8.	Thatchanattukara	103	1	104	-	6	-	-	6	110	70	35	4	1	5	51	53	1	1	110		
9.	Thachambara	209	1	210	-	14	-	5	19	229	223	1	5	-	36	86	81	26	26	229		
	Total	3032	44	3076	2	563	11	29	605	3681	2794	844	28	15	146	1524	1729	282	282	3681		

Details of Buildings constructed and completed in Rural sector during the year 2001-2002

Block: Malampuzha

Sl. No.	Name of Panchayath	Number of Buildings newly constructed and completed										Ownership			Type of Roofs				Total
		Residential Buildings		Non Residential Buildings					Total Number of Buildings (Col. 5 + 10)	Private		Govt./Local Bodies	Others	Thatched	Tiled	Concrete	Others		
		Dwelling Houses	Others	Industrial	Commercial	Institutional	Others	Total		Male	Female								
1	2	3	4	5	6	7	8	9	10	11	12	13	14	15	16	17	18	19	20
1.	Malampuzha	63	-	63	-	14	-	6	20	83	74	9	-	-	8	20	41	14	83
2.	Akathethara	205	-	205	-	18	-	2	20	225	172	53	-	-	2	50	170	3	225
3.	Puthupariyaram	203	16	219	1	14	10	7	32	251	186	58	-	7	4	73	172	2	251
4.	Marutharoad	161	12	173	1	6	7	23	37	210	148	54	-	8	26	79	94	11	210
5.	Yelappalli	221	-	221	1	7	2	14	24	245	164	79	1	1	50	95	79	21	245
6.	Polpully	23	-	23	-	2	-	2	4	27	21	6	-	-	1	15	10	1	27
7.	Puthusseri	360	-	360	-	53	1	-	54	414	299	107	3	5	21	87	267	39	414
8.	Peruvemba	128	-	128	-	16	-	5	21	149	99	49	-	1	17	83	36	13	149
	Total	1364	28	1392	3	130	20	59	212	1604	1163	415	4	22	129	502	269	104	1604

Details of Buildings constructed and completed in Rural sector during the year 2002-2003

Block: Malampuzha

Sl. No.	Name of Panchayath	Number of Buildings newly constructed and completed										Ownership				Type of Roofs				Total
		Residential Buildings		Non Residential Buildings				Total Number of Buildings (Col. 5 + 10)	Private		Govt./Local Bodies	Others	Thatched	Tiled	Concrete	Others				
		Dwelling Houses	Others	Total	Industrial	Commercial	Institutional		Others	Total							Male	Female		
1	2	3	4	5	6	7	8	9	10	11	12	13	14	15	16	17	18	19	20	
1.	Malampuzha	66	-	66	-	9	1	1	11	77	76	-	-	1	3	7	62	5	77	
2.	Akathethara	200	-	200	-	39	-	-	39	239	207	32	-	-	1	20	216	2	239	
3.	Puthupariyaram	228	5	233	1	36	9	3	49	282	192	82	-	8	3	71	202	6	282	
4.	Marutharoad	238	20	258	-	1	7	25	33	291	226	58	1	6	18	22	229	22	291	
5.	Yelappalli	152	-	152	-	28	2	7	37	189	128	56	1	4	35	53	96	5	189	
6.	Polpully	62	-	62	-	4	-	3	7	69	46	23	-	-	1	45	22	1	69	
7.	Puthusseri	367	-	367	-	11	-	15	26	393	263	126	2	2	40	68	264	21	393	
8.	Peruveimba	104	-	104	-	5	-	7	12	116	76	35	-	5	5	60	40	11	116	
	Total	1417	25	1442	1	133	19	61	214	1656	1214	412	4	26	106	346	1131	73	1656	

Details of Buildings constructed and completed in Rural sector during the year 2003-2004

Block: Malampuzha

Sl. No.	Name of Panchayath	Number of Buildings newly constructed and completed										Ownership					Type of Roofs				Total
		Residential Buildings			Non Residential Buildings				Total Number of Buildings (Col. 5 + 10)	Private		Govt./Local Bodies	Others	Thatched	Tiled	Concrete	Others				
		Dwelling Houses	Others	Total	Industrial	Commercial	Institutional	Others		Total	Male							Female			
1	2	3	4	5	6	7	8	9	10	11	12	13	14	15	16	17	18	19	20		
1.	Malampuzha	72	5	77	1	7	-	11	19	96	84	10	2	-	10	21	50	15	96		
2.	Akathethara	240	-	240	-	40	1	2	43	283	238	43	-	2	3	58	213	9	283		
3.	Puthupariyaram	263	23	286	-	40	9	24	73	359	259	88	-	12	2	72	271	14	359		
4.	Marutharoad	299	16	315	1	9	5	26	41	356	262	93	-	1	37	28	220	21	356		
5.	Yelappalli	215	2	217	-	34	1	15	50	267	174	79	8	6	38	98	110	21	267		
6.	Polpully	89	2	91	-	5	-	5	10	101	68	33	-	-	-	34	54	13	101		
7.	Puthusseri	367	-	367	-	11	-	15	26	393	263	126	2	2	40	68	264	21	393		
8.	Peruvemba	123	-	123	-	8	-	2	10	133	84	48	-	1	10	54	56	13	133		
	Total	1668	48	1716	2	154	16	100	272	1988	1432	420	12	24	140	433	1288	127	1988		

Details of Buildings constructed and completed in Rural sector during the year 2001-2002

Block: Alathur

Sl. No.	Name of Panchayath	Number of Buildings newly constructed and completed										Ownership					Type of Roofs				Total
		Residential Buildings		Non Residential Buildings					Total Number of Buildings (Col. 5 + 10)	Private		Govt./Local Bodies	Others	Thatched	Tiled	Concrete	Others				
		Dwelling Houses	Others	Industrial	Commercial	Institutional	Others	Total		Male	Female										
1	2	3	4	5	6	7	8	9	10	11	12	13	14	15	16	17	18	19	20		
1.	Alathur	149	2	151	2	32	4	15	53	204	145	48	11	-	13	54	129	8	204		
2.	Erimayur	159	9	168	1	28	1	31	61	229	150	49	-	30	26	42	139	22	229		
3.	Kavassery	165	-	165	1	12	-	29	42	207	72	131	4	-	31	83	78	15	207		
4.	Kizhakkacherry	260	3	263	-	-	3	22	25	288	200	88	-	-	45	144	63	36	288		
5.	Puthukkodu	92	-	92	-	6	4	1	11	103	66	32	5	-	7	57	36	3	103		
6.	Tarur	111	-	111	-	20	-	22	42	153	110	41	2	-	16	56	68	13	153		
7.	Vandazhi	222	-	222	2	-	-	10	12	234	84	150	-	-	42	127	42	23	234		
8.	Vadakkacheri	221	2	223	-	54	-	40	94	317	268	47	1	1	26	117	167	7	317		
9.	Kannambra	162	4	166	-	26	-	21	47	213	175	36	-	2	19	75	99	20	213		
	Total	1541	20	1561	6	178	12	191	387	1948	1270	622	23	33	225	755	821	147	1948		

Details of Buildings constructed and completed in Rural sector during the year 2002-2003

Block: Alathur

Sl. No.	Name of Panchayath	Number of Buildings newly constructed and completed										Ownership					Type of Roofs				Total
		Residential Buildings			Non Residential Buildings				Total Number of Buildings (Col. 5 + 10)	Private		Govt./Local Bodies	Others	Thatched	Tile	Concrete	Others				
		Dwelling Houses	Others	Total	Industrial	Commercial	Institutional	Others		Total	Male							Female			
1	2	3	4	5	6	7	8	9	10	11	12	13	14	15	16	17	18	19	20	20	
1.	Alathur	197	1	198	-	71	4	5	80	278	189	85	4	-	24	70	175	9	278	278	
2.	Erimayur	138	4	142	-	38	1	20	59	201	135	58	3	5	13	81	91	16	201	201	
3.	Kavassery	218	-	218	-	15	1	24	40	258	85	150	20	3	39	119	84	16	258	258	
4.	Kizhakkacherry	260	-	260	-	-	3	22	25	285	200	80	1	4	42	144	63	36	285	285	
5.	Puthukkodu	102	-	102	-	20	1	13	34	136	95	40	1	-	10	56	57	7	136	136	
6.	Tarur	156	-	156	-	-	2	20	22	178	119	57	2	-	32	66	76	4	178	178	
7.	Vandazhi	257	-	257	-	6	-	11	17	274	86	185	3	-	46	128	84	16	274	274	
8.	Vadakkacheri	227	2	229	-	96	1	37	134	363	273	82	4	4	34	83	226	20	363	363	
9.	Kannambra	118	2	120	-	23	-	21	44	164	116	46	-	2	20	50	81	13	164	164	
	Total	1673	9	1682		269	13	173	455	2137	1298	783	38	18	266	797	937	137	2137	2137	

Details of Buildings constructed and completed in Rural sector during the year 2003-2004

Block: Alathur

Sl. No.	Name of Panchayath	Number of Buildings newly constructed and completed										Ownership			Type of Roofs				Total	
		Residential Buildings			Non Residential Buildings				Total Number of Buildings (Col. 5 + 10)	Private		Govt./Local Bodies	Others	Thatched	Tiled	Concrete	Others			
		Dwelling Houses	Others	Total	Industrial	Commercial	Institutional	Others		Total	Male							Female		
1	2	3	4	5	6	7	8	9	10	11	12	13	14	15	16	17	18	19	20	20
1.	Alathur	223	6	229	-	70	2	16	88	317	234	69	12	2	16	61	227	13	317	
2.	Erimayur	189	6	195	1	33	1	27	62	257	157	94	2	4	29	98	110	20	257	
3.	Kavassery	163	-	163	-	-	-	12	12	175	64	101	7	3	36	53	72	14	175	
4.	Kizhakkachery	299	-	299	1	1	-	38	40	339	26	112	1	-	56	144	119	20	339	
5.	Puthukkodu	175	-	175	-	19	-	34	53	228	167	48	13	-	22	107	84	15	228	
6.	Tarur	140	5	145	-	6	-	11	17	162	112	46	4	-	15	66	65	16	162	
7.	Vandazhi	278	-	278	-	6	-	22	28	306	128	170	7	1	52	136	98	20	306	
8.	Vadakkacheri	245	-	245	-	68	-	25	93	338	228	109	-	1	58	98	178	4	338	
9.	Kanambra	226	3	229	1	35	1	45	82	311	224	83	1	3	55	87	152	17	311	
	Total	1938	20	1958	3	238	4	230	475	2433	1540	832	47	14	339	850	1105	139	2433	

Details of constructed and completed in Rural sector during the year 2001-2002

Block: Nenmara

Sl. No.	Name of Panchayath	Number of Buildings newly constructed and completed										Ownership				Type of Roofs				Total	
		Residential Buildings					Non Residential Buildings					Total Number of Buildings (Col. 5 + 10)	Private		Govt./ Local Bodies	Others	Thatched	Tiled	Concrete		Others
		Dwellings Houses	Others	Total	Industrial	Commercial	Institutional	Others	Total	Male	Female										
1	2	3	4	5	6	7	8	9	10	11	12	13	14	15	16	17	18	19	20	20	
1	Elavancherry	41	-	41	-	-	-	-	-	41	27	13	1	-	7	20	12	2	41		
2	Pallassana	68	-	68	-	-	-	10	10	78	56	20	2	-	8	39	22	9	78		
3	Ayfoor	168	-	168	-	2	-	11	13	181	113	63	3	2	13	123	38	7	181		
4	Nemmara	215	14	229	2	-	2	28	32	261	176	78	7	-	36	110	95	20	261		
5	Nelliampathy	15	-	15	8	-	-	1	9	24	19	4	1	-	7	16	-	8	24		
6	Mularcode	184	-	184	-	-	-	6	6	190	117	73	-	-	18	116	52	4	190		
	Total	691	14	705	10	2	2	56	70	775	508	251	14	2	82	424	219	50	775		

Details of constructed and completed in Rural sector during the year 2002-2003

Block: Nenmara

Sl. No.	Name of Panchayath	Number of Buildings newly constructed and completed										Ownership				Type of Roofs				Total
		Residential Buildings			Non Residential Buildings				Total Number of Buildings (Col. 5 + 10)	Private		Govt./Local Bodies	Others	Thatched	Tiled	Concrete	Others			
		Dwelling Houses	Others	Total	Industrial	Commercial	Institutional	Others		Total	Male							Female		
1	2	3	4	5	6	7	8	9	10	11	12	13	14	15	16	17	18	19	20	
1.	Elavancherry	85	-	85	1	3	-	1	5	90	53	37	-	-	10	40	38	2	90	
2.	Pallassana	72	-	72	-	2	-	19	21	93	66	25	2	-	9	38	36	10	93	
3.	Ayloor	208	3	211	-	1	1	15	17	228	168	56	2	2	38	137	37	16	228	
4.	Nenmara	284	9	293	-	-	5	19	24	317	193	121	2	1	58	89	148	22	317	
5.	Nelliampathy	7	-	7	5	-	-	-	5	12	11	1	-	-	-	11	-	1	12	
6.	Melarcude	209	-	209	-	22	-	17	39	248	156	86	6	-	18	139	83	8	248	
	Total	865	12	877	6	28	6	71	111	988	647	326	12	3	133	454	342	59	988	

Details of constructed and completed in Rural sector during the year 2003-2004

Block: Nenmara

Sl. No.	Name of Panchayath	Number of Buildings newly constructed and completed										Ownership					Type of Roofs				Total
		Residential Buildings		Non Residential Buildings					Total Number of Buildings (Col. 5 + 10)	Private		Govt./Local Bodies	Others	Thatched	Tiled	Concrete	Others				
		Dwelling Houses	Others	Industrial	Commercial	Institutional	Others	Total		Male	Female										
1	2	3	4	5	6	7	8	9	10	11	12	13	14	15	16	17	18	19	20		
1.	Elavancherry	87	-	87	-	-	-	5	5	92	56	34	2	-	10	49	30	3	92		
2.	Pallassana	114	-	114	-	1	-	24	25	139	106	31	2	-	7	52	56	24	139		
3.	Ayloor	349	2	351	-	6	5	65	76	427	231	139	8	49	127	185	89	26	427		
4.	Nenmara	326	2	328	-	-	1	17	18	346	189	150	7	-	71	120	127	28	346		
5.	Nelliampathy	-	-	-	1	-	-	2	3	3	1	-	2	-	-	-	2	1	3		
6.	Melarcude	209	-	209	-	22	-	17	39	248	156	86	6	-	18	139	83	8	248		
	Total	1085	4	1089	1	29	6	130	166	1255	739	440	27	49	233	545	387	90	1255		

Details of constructed and completed in Rural sector during the year 2001-2002

Block: Kollengodu

Sl. No.	Name of Panchayath	Number of Buildings newly constructed and completed										Ownership				Type of Roofs				Total
		Residential Buildings			Non Residential Buildings				Total Number of Buildings (Col. 5 + 10)	Private		Govt./ Local Bodies	Others	Thatched	Tiled	Concrete	Others			
		Dwelling Houses	Others	Total	Industrial	Commercial	Institutional	Others		Total	Male							Female		
1	2	3	4	5	6	7	8	9	10	11	12	13	14	15	16	17	18	19	20	
1.	Vadavanoor	69	-	69	-	-	-	8	8	77	47	29.	1	-	6	38	29	4	77	
2.	Koduvayoor	98	-	98	-	17	-	9	26	124	95	27	2	-	5	33	81	5	124	
3.	Puthunagara	94	-	94	-	9	1	1	11	105	78	25	2	-	5	33	63	4	105	
4.	Kollengodu	80	-	80	-	11	-	9	20	100	62	36	2	-	3	53	36	8	100	
5.	Muthalamada	63	-	63	-	1	-	6	7	70	48	20	2	-	24	20	20	6	70	
	Total	404	-	404	-	38	1	33	72	476	330	137	9	-	43	177	229	27	476	

Details of constructed and completed in Rural sector during the year 2002-2003

Block: Kollengodu

Sl. No.	Name of Panchayath	Number of Buildings newly constructed and completed						Ownership				Type of Roofs				Total			
		Residential Buildings		Non Residential Buildings				Total Number of Buildings (Col. 5 + 10)	Private		Govt./Local Bodies	Others	Thatched	Tiled	Concrete		Others		
		Dwelling Houses	Others	Total	Industrial	Commercial	Institutional		Others	Total								Male	Female
1	2	3	4	5	6	7	8	9	10	11	12	13	14	15	16	17	18	19	20
1.	Vadavanoor	66	-	66	-	6	-	6	12	78	57	20	1	-	7	29	35	7	78
2.	Koduvayoor	193	-	193	-	98	1	2	101	294	227	67	-	-	3	60	228	3	294
3.	Puthunagara	118	-	118	-	-	-	6	6	124	67	57	-	-	5	42	68	9	124
4.	Kollengodu	127	-	127	-	26	-	8	34	161	121	37	3	-	9	63	83	6	161
5.	Muthalamada	112	-	112	-	7	1	6	14	126	89	29	5	3	32	49	33	12	126
	Total	616	-	616	-	137	2	28	167	783	561	210	9	3	56	243	447	37	783

Details of constructed and completed in Rural sector during the year 2003-2004

Block: Kollengodu

Sl. No.	Name of Panchayath	Number of Buildings newly constructed and completed										Ownership				Type of Roofs									
		Residential Buildings		Non Residential Buildings					Total Number of Buildings (Col. 5 + 10)			Private		Govt./Local Bodies		Others		Thatched		Tiled		Concrete		Others	
		Dwelling Houses	Others	Total	Industrial	Commercial	Institutional	Others	Total	Male	Female														
1	2	3	4	5	6	7	8	9	10	11	12	13	14	15	16	17	18	19	20						
1.	Vadavanoor	77	-	77	-	4	-	4	8	85	54	31	-	-	4	45	33	3	85						
2.	Koduvayoor	206	-	206	-	73	1	17	91	297	204	86	7	-	9	81	201	6	297						
3.	Puthunagara	117	-	117	-	21	-	2	23	140	101	37	2	-	10	53	68	9	140						
4.	Kollengodu	106	-	106	-	16	1	3	20	126	84	40	2	-	14	45	64	3	126						
5.	Muthalamada	227	-	227	-	6	-	35	41	268	155	82	30	1	91	127	39	11	268						
	Total	733	-	733	-	120	2	61	183	916	598	276	41	1	128	351	405	32	916						

Details of constructed and completed in Rural sector during the year 2001-2002

Block: Chittoor

Sl. No.	Name of Panchayath	Number of Buildings newly constructed and completed										Ownership				Type of Roofs				Total
		Residential Buildings			Non Residential Buildings				Total Number of Buildings (Col. 5 + 10)	Private		Govt./ Local Bodies	Others	Thatched	Tiled	Concrete	Others			
		Dwelling Houses	Others	Total	Industrial	Commercial	Institutional	Others		Total	Male							Female		
1	2	3	4	5	6	7	8	9	10	11	12	13	14	15	16	17	18	19	20	
1.	Ezhuthompathy	123	-	123	-	-	1	1	2	125	81	44	-	-	29	71	22	3	125	
2.	Kozhinjampara	124	-	124	1	25	-	4	30	154	113	37	1	3	57	41	56	-	154	
3.	Nallapilly	176	-	176	-	2	-	4	6	182	118	62	2	-	26	100	48	8	182	
4.	Pattancheri	82	-	82	-	-	-	3	3	85	63	22	-	-	5	65	15	-	85	
5.	Perumatty	273	-	273	-	-	-	6	6	279	194	80	-	5	64	163	48	4	279	
6.	Vadakarapathy	177	-	177	1	-	1	3	5	182	123	56	2	1	54	77	43	8	182	
	Total	955	-	995	2	27	2	21	52	1007	692	301	5	9	235	517	232	23	1007	

Details of constructed and completed in Rural sector during the year 2002-2003

Block: Chittoor

Sl. No.	Name of Panchayath	Number of Buildings newly constructed and completed										Ownership					Type of Roofs				Total
		Residential Buildings		Non Residential Buildings					Total Number of Buildings (Col. 3 + 10)			Private		Govt./Local Bodies	Others	Thatched	Tiled	Concrete	Others		
		Dwelling Houses	Others	Total	Industrial	Commercial	Institutional	Others	Total	Male	Female										
1	2	3	4	5	6	7	8	9	10	11	12	13	14	15	16	17	18	19	20		
1.	Ezhuthompathy	124	-	124	-	-	1	3	4	128	73	55	-	-	29	75	21	3	128		
2.	Kozhunjampara	148	-	148	-	3	-	1	4	152	106	45	1	-	34	74	37	7	152		
3.	Nallapilly	187	-	187	-	3	-	4	7	194	132	59	3	-	18	105	69	2	194		
4.	Pattancheri	199	-	199	-	-	-	7	7	206	136	61	-	9	8	155	42	1	206		
5.	Perumatty	195	-	195	-	2	1	2	5	200	135	60	2	3	31	135	27	7	200		
6.	Vadakarapathy	147	10	157	1	-	1	-	2	159	121	36	2	-	53	51	51	4	159		
	Total	1000	10	1010	1	8	3	17	29	1039	703	316	8	12	173	595	247	24	1039		

Details of constructed and completed in Rural sector during the year 2003-2004

Block: Chittoor

Sl. No.	Name of Panchayath	Number of Buildings newly constructed and completed										Ownership				Type of Roofs				Total
		Residential Buildings					Non Residential Buildings					Private		Govt./Local Bodies	Others	Thatched	Tiled	Concrete	Others	
		Dwelling Houses	Others	Total	Industrial	Commercial	Institutional	Others	Total	Total Number of Buildings (Col. 5 + 10)	Male	Female								
1	2	3	4	5	6	7	8	9	10	11	12	13	14	15	16	17	18	19	20	
1.	Ezhuthompady	126	-	126	-	3	-	3	6	132	71	61	-	-	52	62	10	8	132	
2.	Kozhinjampara	180	-	180	-	30	-	6	36	216	150	62	2	2	50	84	72	10	216	
3.	Nallapilly	277	-	277	-	1	-	4	5	282	163	119	-	-	42	163	67	10	282	
4.	Pattancheri	184	-	184	-	-	-	8	8	192	159	33	-	-	4	170	18	-	192	
5.	Perumatty	304	-	304	-	3	-	7	10	314	200	108	2	4	37	210	59	7	314	
6.	Vadakarapathy	203	-	203	-	-	-	-	-	203	143	60	-	-	52	96	51	5	203	
	Total	1274	-	1274	-	37	-	28	65	1339	886	443	4	6	237	785	277	40	1339	

Details of Buildings constructed and completed in Rural sector during the year 2001-2002

Block: Kuzhalmannam

Sl. No.	Name of Panchayath	Number of Buildings newly constructed and completed										Ownership					Type of Roofs				Total
		Residential Buildings			Non Residential Buildings				Total Number of Buildings (Col. 5 + 10)	Private		Govt./ Local Bodies	Others	Thatched	Tiled	Concrete	Others				
		Dwelling Houses	Others	Total	Industrial	Commercial	Institutional	Others		Total	Male							Female			
1	2	3	4	5	6	7	8	9	10	11	12	13	14	15	16	17	18	19	20		
1.	Kottayi	152	-	152	-	34	-	13	47	199	149	48	2	-	11	88	82	18	199		
2.	Peringottukurissi	91	-	91	-	17	-	35	52	143	92	45	6	-	8	57	55	23	143		
3.	Kuzhalmannam	125	1	126	12	19	5	18	54	180	139	34	3	4	8	48	110	14	180		
4.	Mathur	111	-	111	-	1	-	13	14	125	92	33	-	-	26	36	51	12	125		
5.	Thenkurissi	117	-	117	4	13	-	17	34	151	106	39	4	2	8	70	72	1	151		
6.	Kuthammur	169	-	169	-	10	1	15	26	195	133	58	3	1	18	76	88	13	195		
7.	Kannadi	81	-	81	1	21	1	3	26	107	97	8	-	2	5	33	64	5	107		
	Total	846	1	847	17	115	7	114	253	1100	808	265	18	9	84	408	522	86	1100		

Details of Buildings constructed and completed in Rural sector during the year 2002-2003

Block: Kuzhalmannam

Sl. No.	Name of Panchayath	Number of Buildings newly constructed and completed										Ownership			Type of Roofs				Total	
		Residential Buildings		Non Residential Buildings					Total Number of Buildings (Col. 5 + 10)	Private		Govt./ Local Bodies	Others	Thatched	Tiled	Concrete	Others			
		Dwelling Houses	Others	Total	Industrial	Commercial	Institutional	Others		Total	Male							Female		
1	2	3	4	5	6	7	8	9	10	11	12	13	14	15	16	17	18	19	20	
1.	Kottayi	23	-	23	-	6	-	7	13	36	21	13	-	2	1	14	15	6	36	
2.	Peringottukurissi	115	-	115	-	8	4	24	36	151	98	43	10	-	20	50	68	13	151	
3.	Kuzhalmannam	121	-	121	-	20	2	11	33	154	116	36	1	1	13	41	82	18	154	
4.	Mathur	106	-	106	-	1	-	10	11	117	85	30	-	2	10	52	44	11	117	
5.	Thenkurissi	133	-	133	1	8	-	7	16	149	113	36	-	-	14	86	39	10	149	
6.	Kuthannur	164	-	164	-	14	-	17	31	195	134	58	2	1	36	94	55	10	195	
7.	Kannadi	117	1	118	22	9	2	1	34	152	138	10	3	1	6	29	89	28	152	
	Total	779	1	780	23	66	8	77	174	954	705	226	16	7	100	366	392	95	954	

Details of Buildings constructed and completed in Rural sector during the year 2003-2004

Block: Kuzhalmannam

Sl. No.	Name of Panchayath	Number of Buildings newly constructed and completed										Ownership				Type of Roofs				Total
		Residential Buildings			Non Residential Buildings				Total Number of Buildings (Col. 5 + 10)	Private		Govt./ Local Bodies	Others	Thatched	Tiled	Concrete	Others			
		Dwelling Houses	Others	Total	Industrial	Commercial	Institutional	Others		Total	Male							Female		
1	2	3	4	5	6	7	8	9	10	11	12	13	14	15	16	17	18	19	20	
1.	Kottayi	135	-	135	-	-	-	25	25	160	116	38	6	-	10	53	86	11	160	
2.	Peringottukurissi	92	-	92	1	26	4	23	54	146	94	42	5	5	10	37	84	15	146	
3.	Kuzhalmannam	98	-	98	-	50	3	45	98	196	114	55	26	1	14	62	101	19	196	
4.	Mathur	121	-	121	-	5	-	23	28	149	118	27	-	4	20	56	48	25	149	
5.	Thenkurissi	144	-	144	1	40	-	8	49	193	159	51	3	-	27	96	56	14	193	
6.	Kurhannur	188	-	188	-	23	-	19	42	230	142	78	9	1	28	88	102	12	230	
7.	Kannadi	196	1	197	1	65	2	4	72	269	229	40	-	-	8	62	158	41	269	
	Total	974	1	975	3	209	9	147	368	1343	952	331	49	11	117	454	635	137	1343	

Details of Buildings constructed and completed in Rural sector during the year 2001-2002

Block: Palakkad

Sl. No.	Name of Panchayath	Number of Buildings newly constructed and completed										Ownership				Type of Roofs				Total
		Residential Buildings		Non Residential Buildings				Total Number of Buildings (Col. 5 + 10)				Private		Govt./ Local Bodies		Others		Total		
		Dwelling Houses	(Others)	Total	Industrial	Commercial	Institutional	Others	Total	Male	Female			Thatched	Tiled	Concrete	Others			
1	2	3	4	5	6	7	8	9	10	11	12	13	14	15	16	17	18	19	20	
1.	Kodumba	144	-	144	-	22	4	12	38	182	112	67	2	1	10	82	78	12	182	
2.	Keralasseri	101	-	101	-	10	1	-	11	112	73	38	1	-	17	34	56	5	112	
3.	Kongad	184	-	184	-	71	1	4	76	260	159	71	30	-	10	120	128	2	260	
4.	Mankara	204	-	204	-	28	-	2	30	234	171	63	-	-	7	125	96	6	234	
5.	Mannur	113	-	113	2	42	4	5	53	166	130	35	-	1	17	38	95	16	166	
6.	Mundur	242	-	242	2	-	-	3	5	247	175	68	-	4	42	111	88	6	247	
7.	Parali	188	-	188	-	32	2	2	36	224	169	54	-	1	11	77	131	5	224	
8.	Pirayiri	256	-	256	-	27	-	12	39	295	203	85	4	3	28	127	116	24	295	
	Total	1432	-	1432	4	232	12	40	288	1720	1192	481	37	10	142	714	788	76	1720	

Details of Buildings constructed and completed in Rural sector during the year 2002-2003

Block: Palakkad

Sl. No.	Name of Panchayath	Number of Buildings newly constructed and completed										Ownership				Type of Roofs				Total
		Residential Buildings			Non Residential Buildings				Total Number of Buildings (Col. 5 + 10)	Private		Govt./Local Bodies	Others	Thatched	Tiled	Concrete	Others			
		Dwelling Houses	Others	Total	Industrial	Commercial	Institutional	Others		Total	Male							Female		
1	2	3	4	5	6	7	8	9	10	11	12	13	14	15	16	17	18	19	20	
1.	Kodumba	158	-	158	-	48	2	14	64	222	173	44	2	3	12	48	147	15	222	
2.	Keralasseri	83	-	83	-	5	-	2	7	90	64	26	-	-	11	38	35	6	90	
3.	Kongad	167	-	167	-	33	-	8	41	208	157	49	2	-	11	94	99	4	208	
4.	Mankara	128	-	128	-	28	-	2	30	158	109	49	-	-	-	88	59	11	158	
5.	Mannur	96	-	96	-	41	1	8	50	146	112	32	1	1	8	18	103	17	146	
6.	Mundur	375	-	375	1	-	4	15	20	395	259	119	-	17	32	29	323	11	395	
7.	Parali	188	-	188	-	32	2	2	36	224	169	54	-	1	11	77	131	5	224	
8.	Pirayiri	288	-	288	1	23	2	15	41	329	237	87	4	1	20	108	163	38	329	
	Total	1483	-	1483	2	210	11	66	289	1772	1280	460	9	23	105	500	1060	107	1772	

Details of Buildings constructed and completed in Rural sector during the year 2003-2004

Block: Palakkad

Sl. No.	Name of Panchayath	Number of Buildings newly constructed and completed										Ownership				Type of Roofs				Total	
		Residential Buildings			Non Residential Buildings							Total Number of Buildings (Col. 5 + 10)	Private		Govt./ Local Bodies	Others	Thatched	Tiled	Concrete		Others
		Dwelling Houses	Others	Total	Industrial	Commercial	Institutional	Others	Total	Male	Female										
1	2	3	4	5	6	7	8	9	10	11	12	13	14	15	16	17	18	19	20		
1.	Kodumba	144	-	144	-	22	4	12	38	182	112	67	2	1	10	82	78	12	182		
2.	Keralasseri	83	-	83	-	5	-	2	7	90	64	26	-	-	11	38	35	6	90		
3.	Kongad	192	-	192	-	38	4	5	47	239	168	69	1	1	15	109	103	12	239		
4.	Mankara	119	-	119	-	42	-	1	43	162	117	43	-	2	14	47	96	5	162		
5.	Mannur	141	-	141	-	48	5	2	55	196	144	47	1	4	17	49	127	3	196		
6.	Mundur	35	-	35	-	-	-	1	1	36	18	18	-	-	-	17	19	-	36		
7.	Parali	206	-	206	-	40	3	7	50	256	169	80	3	4	9	99	144	4	256		
8.	Pirayiri	256	-	256	-	27	-	12	39	295	203	85	4	3	28	120	123	24	295		
	Total	1176	-	1176	-	222	16	42	280	1456	995	435	11	15	104	561	725	66	1456		

Details of Buildings constructed and completed in Rural sector during the year 2001-2002

Block: Sreekrishnapuram

Sl. No.	Name of Panchayath	Number of Buildings newly constructed and completed										Ownership				Type of Roofs				Total
		Residential Buildings			Non Residential Buildings				Total Number of Buildings (Col. 5 + 10)	Private		Govt./Local Bodies	Others	Thatched	Tiled	Concrete	Others			
		Dwelling Houses	Others	Total	Industrial	Commercial	Institutional	Others		Total	Male							Female		
1	2	3	4	5	6	7	8	9	10	11	12	13	14	15	16	17	18	19	20	
1.	Kadampazhipuram	180	7	187	-	45	-	1	46	233	185	47	-	1	17	67	144	5	233	
2.	Karimpuzha	131	1	132	-	8	-	7	15	147	96	38	-	13	5	55	82	5	147	
3.	Sreekrishnapuram	183	-	183	-	18	-	-	18	201	145	56	-	-	8	44	131	18	201	
4.	Pookkottukavu	34	-	34	-	2	-	-	2	36	30	6	-	-	3	9	21	3	36	
5.	Cherplassery	133	5	138	2	34	9	3	48	186	144	30	12	-	4	30	147	5	186	
6.	Thrikkadiri	88	4	92	1	23	-	7	31	123	97	23	2	1	12	23	84	4	123	
7.	Vellinezhi	93	2	95	-	20	3	4	27	122	92	25	3	2	7	37	74	4	122	
	Total	842	19	861	3	150	12	22	187	1048	789	225	17	17	56	265	683	44	1048	

Details of Buildings constructed and completed in Rural sector during the year 2002-2003

Block: Sreekrishnapuram

Sl. No.	Name of Panchayath	Number of Buildings newly constructed and completed						Total Number of Buildings (Col. 5 + 10)	Ownership			Type of Roofs				Total			
		Residential Buildings		Non Residential Buildings					Private		Govt./Local Bodies	Others	Thatched	Tiled	Concrete		Others		
		Dwelling Houses	Others	Industrial	Commercial	Institutional	Others		Total	Male								Female	
1	2	3	4	5	6	7	8	9	10	11	12	13	14	15	16	17	18	19	20
1.	Kadampazhipuram	168	-	168	-	18	1	3	22	190	127	58	-	5	13	70	100	7	190
2.	Karimpuzha	135	-	135	-	5	-	-	5	140	86	52	-	2	8	69	58	5	140
3.	Sreekrishnapuram	146	-	146	-	5	-	-	5	151	121	30	-	-	3	40	103	5	151
4.	Pookkottukavu	54	-	54	-	7	-	1	8	62	51	11	-	-	3	14	40	5	62
5.	Cherplassery	268	34	302	3	134	1	8	146	448	320	104	14	10	7	41	392	8	448
6.	Thrikkadiri	105	-	105	-	21	-	6	27	132	100	28	2	2	8	32	86	6	132
7.	Vellinezhi	71	-	71	1	16	1	-	18	89	69	19	1	-	2	27	53	7	89
	Total	947	34	981	4	206	3	18	231	1212	874	302	17	19	44	293	832	43	1212

Details of Buildings constructed and completed in Rural sector during the year 2003-2004

Block: Sreekrishnapuram

Sl. No.	Name of Panchayath	Number of Buildings newly constructed and completed						Ownership				Type of Roofs				Total			
		Residential Buildings		Non Residential Buildings				Private		Govt./ Local Bodies	Others	Thatched	Tiled	Concrete	Others				
		Dwelling Houses	Others	Total	Industrial	Commercial	Institutional	Others	Total								Male	Female	Total Number of Buildings (Col. 5 + 10)
1	2	3	4	5	6	7	8	9	10	11	12	13	14	15	16	17	18	19	20
1.	Kadampazhipuram	324	-	324	-	16	1	4	21	345	219	121	1	4	18	171	141	15	345
2.	Karimpuzha	135	-	135	-	5	-	-	5	140	86	52	-	2	8	69	58	5	140
3.	Sreekrishnapuram	188	-	188	3	2	1	-	6	194	144	50	-	-	14	37	139	4	194
4.	Pookkottukavu	65	-	65	-	10	-	6	16	81	63	17	-	1	5	25	39	12	81
5.	Cherplassery	224	12	236	11	85	2	11	109	345	268	67	10	-	3	40	296	6	345
6.	Thrikkadiri	93	-	93	-	6	-	5	11	104	83	19	1	1	6	34	60	4	104
7.	Vellinezhi	75	1	76	-	5	-	2	7	83	64	17	-	2	1	27	51	4	83
	Total	1104	13	1117	14	129	4	28	175	1292	927	343	12	10	55	403	784	50	1292

Details of Buildings constructed and completed in Rural sector during the year 2001-2002

Block: Ottappalam

Sl. No.	Name of Panchayath	Number of Buildings newly constructed and completed										Ownership			Type of Roofs				Total	
		Residential Buildings		Non Residential Buildings					Total Number of Buildings (Col. 5 + 10)			Private		Govt./Local Bodies	Others	Thatched	Tiled	Concrete		Others
		Dwelling Houses	Others	Total	Industrial	Commercial	Institutional	Others	Total	Male	Female									
1	2	3	4	5	6	7	8	9	10	11	12	13	14	15	16	17	18	19	20	
1.	Ambalappara	249	-	249	-	32	-	11	43	292	210	80	-	2	37	117	138	-	292	
2.	Aananganadi	129	-	129	-	34	-	4	38	167	132	32	-	3	4	56	105	2	167	
3.	Chalavara	123	-	123	-	45	-	2	47	170	133	36	1	-	2	39	128	1	170	
4.	Lakkidiperoor	126	-	126	-	30	2	5	37	163	119	40	-	4	5	20	132	6	163	
5.	Vaniyamkulam	156	-	156	1	41	1	4	47	203	143	58	1	1	10	43	142	8	203	
	Total	783	-	783	1	182	3	26	212	995	737	246	2	10	58	275	645	17	995	

Details of Buildings constructed and completed in Rural sector during the year 2002-2003

Block: Ottappalam

Sl. No.	Name of Panchayath	Number of Buildings newly constructed and completed										Ownership				Type of Roofs				Total
		Residential Buildings		Non Residential Buildings						Total		Private		Govt./Local Bodies	Others	Thatched	Tiled	Concrete	Others	
		Dwelling Houses	Others	Total	Industrial	Commercial	Institutional	Others	Total	Male	Female	Buildings (Col. 5 + 10)	Male	Female						
1	2	3	4	5	6	7	8	9	10	11	12	13	14	15	16	17	18	19	20	
1.	Ambalappara	237	1	238	-	14	5	10	29	267	168	97	-	2	28	109	115	15	267	
2.	Aananganadi	90	-	90	-	25	1	-	26	116	87	27	2	-	6	34	75	1	116	
3.	Chalavara	131	-	131	1	27	1	6	35	166	135	26	-	5	7	41	109	9	166	
4.	Lakkidiperoor	171	-	171	1	37	2	8	48	219	157	56	-	6	8	53	149	9	219	
5.	Vaniyamkulam	183	-	183	3	11	3	4	21	204	147	55	-	2	6	38	136	24	204	
	Total	812	1	813	5	114	12	28	159	972	694	261	2	15	55	275	584	58	972	

Details of Buildings constructed and completed in Rural sector during the year 2003-2004

Block: Ottappalam

Sl. No.	Name of Panchayath	Number of Buildings newly constructed and completed										Total Number of Buildings (Col. 5 + 10)	Ownership			Type of Roofs				Total
		Residential Buildings		Non Residential Buildings				Private		Govt./ Local Bodies	Others		Thatched	Tiled	Concrete	Others				
		Dwelling Houses	Others	Total	Industrial	Commercial	Institutional	Others	Total								Male	Female		
1	2	3	4	5	6	7	8	9	10	11	12	13	14	15	16	17	18	19	20	
1.	Ambalappara	288	-	288	-	23	2	8	33	321	234	84	2	1	31	130	139	21	321	
2.	Aananganadi	136	-	136	-	35	-	10	45	181	129	49	-	3	7	47	120	7	181	
3.	Chalavara	159	-	159	-	32	-	27	59	218	153	45	17	3	11	54	139	14	218	
4.	Lakkidiperoor	160	4	164	-	91	1	5	97	261	190	71	-	-	9	45	194	13	261	
5.	Vaniyamkulam	214	-	214	2	22	-	8	32	246	181	65	-	-	14	45	166	21	246	
	Total	957	4	961	2	203	3	58	266	1227	887	314	19	7	72	321	758	76	1227	

Details of Buildings constructed and completed in Rural sector during the year 2001-2002

Block: Pattambi

Sl. No.	Name of Panchayath	Number of Buildings newly constructed and completed										Ownership				Type of Roofs			Total	
		Residential Buildings		Non Residential Buildings					Total Number of Buildings (Col. 5 + 10)			Private		Govt./Local Bodies	Others	Thatched	Tiled	Concrete		Others
		Dwelling Houses	Others	Total	Industrial	Commercial	Institutional	Others	Total	Male	Female									
1	2	3	4	5	6	7	8	9	10	11	12	13	14	15	16	17	18	19	20	
1.	Koppam	229	8	237	5	105	-	7	117	354	275	76	-	3	12	46	291	5	354	
2.	Muthuthala	121	-	121	-	25	-	3	28	149	113	34	2	-	15	35	96	3	149	
3.	Nellaya	159	4	163	-	46	-	9	55	218	163	51	4	-	5	32	180	1	218	
4.	Ongallur	277	-	277	-	47	-	2	49	326	263	62	-	1	16	37	271	2	326	
5.	Pattambi	226	32	258	-	166	12	21	199	457	356	75	2	24	8	93	346	10	457	
6.	Paruthur	129	2	131	4	40	-	2	46	177	140	35	2	-	26	47	103	1	177	
7.	Thiruvegapuram	175	-	175	1	45	-	17	63	238	194	35	1	8	13	45	154	26	238	
8.	Vallappuzha	194	-	194	2	18	-	5	25	219	155	64	-	-	46	56	112	5	219	
9.	Vilayur	117	8	125	-	40	-	1	41	166	124	33	1	8	-	35	129	2	166	
	Total	1627	54	1681	12	532	12	67	623	2304	1783	465	12	44	141	426	1682	55	2304	

Details of Buildings constructed and completed in Rural sector during the year 2002-2003

Block: Pattambi

Sl. No.	Name of Panchayath	Number of Buildings newly constructed and completed										Ownership					Type of Roofs				Total																																																																																																																																																																																																																																																																																																																																																																																																																																																																																																																																																																																																																																																																																																																																																																																																																																																																																																																																																																																																																																																																																																																																																																																																																																																																																																																											
		Residential Buildings			Non Residential Buildings							Total Number of Buildings (Col. 5 + 10)	Private		Govt./Local Bodies	Others	Thatched	Tiled	Concrete	Others																																																																																																																																																																																																																																																																																																																																																																																																																																																																																																																																																																																																																																																																																																																																																																																																																																																																																																																																																																																																																																																																																																																																																																																																																																																																																																																												
		Dwelling Houses	Others	Total	Industrial	Commercial	Institutional	Others	Total	Male	Female																																																																																																																																																																																																																																																																																																																																																																																																																																																																																																																																																																																																																																																																																																																																																																																																																																																																																																																																																																																																																																																																																																																																																																																																																																																																																																																																					
1	2	3	4	5	6	7	8	9	10	11	12	13	14	15	16	17	18	19	20	21	22	23	24	25	26	27	28	29	30	31	32	33	34	35	36	37	38	39	40	41	42	43	44	45	46	47	48	49	50	51	52	53	54	55	56	57	58	59	60	61	62	63	64	65	66	67	68	69	70	71	72	73	74	75	76	77	78	79	80	81	82	83	84	85	86	87	88	89	90	91	92	93	94	95	96	97	98	99	100	101	102	103	104	105	106	107	108	109	110	111	112	113	114	115	116	117	118	119	120	121	122	123	124	125	126	127	128	129	130	131	132	133	134	135	136	137	138	139	140	141	142	143	144	145	146	147	148	149	150	151	152	153	154	155	156	157	158	159	160	161	162	163	164	165	166	167	168	169	170	171	172	173	174	175	176	177	178	179	180	181	182	183	184	185	186	187	188	189	190	191	192	193	194	195	196	197	198	199	200	201	202	203	204	205	206	207	208	209	210	211	212	213	214	215	216	217	218	219	220	221	222	223	224	225	226	227	228	229	230	231	232	233	234	235	236	237	238	239	240	241	242	243	244	245	246	247	248	249	250	251	252	253	254	255	256	257	258	259	260	261	262	263	264	265	266	267	268	269	270	271	272	273	274	275	276	277	278	279	280	281	282	283	284	285	286	287	288	289	290	291	292	293	294	295	296	297	298	299	300	301	302	303	304	305	306	307	308	309	310	311	312	313	314	315	316	317	318	319	320	321	322	323	324	325	326	327	328	329	330	331	332	333	334	335	336	337	338	339	340	341	342	343	344	345	346	347	348	349	350	351	352	353	354	355	356	357	358	359	360	361	362	363	364	365	366	367	368	369	370	371	372	373	374	375	376	377	378	379	380	381	382	383	384	385	386	387	388	389	390	391	392	393	394	395	396	397	398	399	400	401	402	403	404	405	406	407	408	409	410	411	412	413	414	415	416	417	418	419	420	421	422	423	424	425	426	427	428	429	430	431	432	433	434	435	436	437	438	439	440	441	442	443	444	445	446	447	448	449	450	451	452	453	454	455	456	457	458	459	460	461	462	463	464	465	466	467	468	469	470	471	472	473	474	475	476	477	478	479	480	481	482	483	484	485	486	487	488	489	490	491	492	493	494	495	496	497	498	499	500	501	502	503	504	505	506	507	508	509	510	511	512	513	514	515	516	517	518	519	520	521	522	523	524	525	526	527	528	529	530	531	532	533	534	535	536	537	538	539	540	541	542	543	544	545	546	547	548	549	550	551	552	553	554	555	556	557	558	559	560	561	562	563	564	565	566	567	568	569	570	571	572	573	574	575	576	577	578	579	580	581	582	583	584	585	586	587	588	589	590	591	592	593	594	595	596	597	598	599	600	601	602	603	604	605	606	607	608	609	610	611	612	613	614	615	616	617	618	619	620	621	622	623	624	625	626	627	628	629	630	631	632	633	634	635	636	637	638	639	640	641	642	643	644	645	646	647	648	649	650	651	652	653	654	655	656	657	658	659	660	661	662	663	664	665	666	667	668	669	670	671	672	673	674	675	676	677	678	679	680	681	682	683	684	685	686	687	688	689	690	691	692	693	694	695	696	697	698	699	700	701	702	703	704	705	706	707	708	709	710	711	712	713	714	715	716	717	718	719	720	721	722	723	724	725	726	727	728	729	730	731	732	733	734	735	736	737	738	739	740	741	742	743	744	745	746	747	748	749	750	751	752	753	754	755	756	757	758	759	760	761	762	763	764	765	766	767	768	769	770	771	772	773	774	775	776	777	778	779	780	781	782	783	784	785	786	787	788	789	790	791	792	793	794	795	796	797	798	799	800	801	802	803	804	805	806	807	808	809	810	811	812	813	814	815	816	817	818	819	820	821	822	823	824	825	826	827	828	829	830	831	832	833	834	835	836	837	838	839	840	841	842	843	844	845	846	847	848	849	850	851	852	853	854	855	856	857	858	859	860	861	862	863	864	865	866	867	868	869	870	871	872	873	874	875	876	877	878	879	880	881	882	883	884	885	886	887	888	889	890	891	892	893	894	895	896	897	898	899	900	901	902	903	904	905	906	907	908	909	910	911	912	913	914	915	916	917	918	919	920	921	922	923	924	925	926	927	928	929	930	931	932	933	934	935	936	937	938	939	940	941	942	943	944	945	946	947	948	949	950	951	952	953	954	955	956	957	958	959	960	961	962	963	964	965	966	967	968	969	970	971	972	973	974	975	976	977	978	979	980	981	982	983	984	985	986	987	988	989	990	991	992	993	994	995	996	997	998	999	1000	1001	1002	1003	1004	1005	1006	1007	1008	1009	1010	1011	1012	1013	1014	1015	1016	1017	1018	1019	1020	1021	1022	1023	1024	1025	1026	1027	1028	1029	1030	1031	1032	1033	1034	1035	1036	1037	1038	1039	1040	1041	1042	1043	1044	1045	1046	1047	1048	1049	1050	1051	1052	1053	1054	1055	1056	1057	1058	1059	1060	1061	1062	1063	1064	1065	1066	1067	1068	1069	1070	1071	1072	1073	1074	1075	1076	1077	1078	1079	1080	1081	1082	1083	1084	1085	1086	1087	1088	1089	1090	1091	1092	1093	1094	1095	1096	1097	1098	1099	1100	1101	1102	1103	1104	1105	1106	1107	1108	1109	1110	1111	1112	1113	1114	1115	1116	1117	1118	1119	1120	1121	1122	1123	1124	1125	1126	1127	1128	1129	1130	1131	1132	1133	1134	1135	1136	1137	1138	1139	1140	1141	1142	1143	1144	1145	1146	1147	1148	1149	1150	1151	1152	1153	1154	1155	1156	1157	1158	1159	1160	1161	1162	1163	1164	1165	1166	1167	1168	1169	1170	1171	1172	1173	1174	1175	1176	1177	1178	1179	1180	1181	1182	1183	1184	1185	1186	1187	1188	1189	1190	1191	1192	1193	1194	1195	1196	1197	1198	1199	1200	1201	1202	1203	1204	1205	1206	1207	1208	1209	1210	1211	1212	1213	1214	1215	1216	1217	1218	1219	1220	1221	1222	1223	1224	1225	1226	1227	1228	1229	1230	1231	1232	1233	1234	1235	1236	1237	1238	1239	1240	1241	1242	1243	1244	1245	1246	1247	1248	1249	1250	1251	1252	1253	1254	1255	1256	1257	1258	1259	1260	1261	1262	1263	1264	1265	1266	1267	1268	1269	1270	1271	1272	1273	1274	1275	1276	1277	1278	1279	1280	1281	1282	1283	1284	1285	1286	1287	1288	1289	1290	1291	1292	1293	1294	1295	1296	1297

Details of Buildings constructed and completed in Rural sector during the year 2003-2004

Block: Pattambi

Sl. No.	Name of Panchayath	Number of Buildings newly constructed and completed										Ownership				Type of Roofs				Total
		Residential Buildings			Non Residential Buildings				Total Number of Buildings (Col. 5 + 10)	Private		Govt./ Local Bodies	Others	Thatched	Tiled	Concrete	Others			
		Dwelling Houses	Others	Total	Industrial	Commercial	Institutional	Others		Total	Male							Female		
1	2	3	4	5	6	7	8	9	10	11	12	13	14	15	16	17	18	19	20	
1.	Koppam	209	10	219	-	96	3	6	105	324	236	83	1	4	19	53	252	-	324	
2.	Kulukallur	165	2	167	1	39	6	5	51	218	159	48	5	6	11	35	170	2	218	
3.	Murthuthala	150	-	150	-	28	-	7	35	185	157	19	9	-	2	22	148	13	185	
4.	Nellaya	324	1	325	-	78	-	22	100	425	317	89	10	-	11	139	273	2	425	
5.	Ongallur	363	-	363	1	12	5	1	19	382	306	75	-	1	18	49	298	17	382	
6.	Pattambi	155	20	175	2	158	-	27	187	362	292	67	-	3	15	159	184	4	362	
7.	Paruthur	177	10	187	4	50	-	2	56	243	206	35	1	1	8	28	202	5	243	
8.	Thiruvegapuram	296	-	296	-	46	2	2	50	346	256	77	-	13	20	115	211	-	346	
9.	Vallappuzha	186	-	186	-	34	-	9	43	229	198	31	-	-	26	30	165	8	239	
10.	Vilayur	186	8	194	-	35	2	5	42	236	197	35	2	2	-	70	164	2	236	
	Total	2211	51	2262	8	576	18	86	688	2950	2324	568	28	30	130	700	2067	53	2950	

Details of Buildings constructed and completed in Rural sector during the year 2001-2002

Block: Trithala

Sl. No.	Name of Panchayath	Number of Buildings newly constructed and completed										Ownership				Type of Roofs				Total
		Residential Buildings			Non Residential Buildings				Total Number of Buildings (Col. 5 + 10)	Private		Govt./Local Bodies	Others	Thatched	Tiled	Concrete	Others			
		Dwelling Houses	Others	Total	Industrial	Commercial	Institutional	Others		Total	Male							Female		
1	2	3	4	5	6	7	8	9	10	11	12	13	14	15	16	17	18	19	20	
1.	Anakkara	111	-	111	-	33	1	6	40	151	109	38	4	-	11	8	128	4	151	
2.	Chalisseri	127	3	130	-	43	1	3	47	177	138	38	-	1	27	7	139	4	177	
3.	Kappur	127	4	131	-	70	-	2	72	203	191	12	-	-	16	13	174	-	203	
4.	Nagalasseri	194	10	204	9	47	-	5	61	265	211	51	-	3	13	38	196	18	265	
5.	Pattithara	171	1	172	-	37	-	8	45	217	176	35	2	4	28	28	156	5	217	
6.	Thirumittacodu	136	-	136	-	44	6	1	51	187	148	33	2	4	9	43	134	1	187	
7.	Trithala	117	33	150	-	26	2	2	30	180	151	26	1	2	4	14	153	9	180	
	Total	983	51	1034	9	300	10	27	346	1380	1124	233	9	14	108	151	1080	41	1380	

Details of Buildings constructed and completed in Rural sector during the year 2002-2003

Block: Trithala

Sl. No.	Name of Panchayath	Number of Buildings newly constructed and completed										Ownership			Type of Roofs				Total	
		Residential Buildings			Non Residential Buildings				Total Number of Buildings (Col. 5 + 10)			Private		Govt./ Local Bodies	Others	Thatched	Tiled	Concrete		Others
		Dwelling Houses	Others	Total	Industrial	Commercial	Institutional	Others	Total	Male	Female									
1	2	3	4	5	6	7	8	9	10	11	12	13	14	15	16	17	18	19	20	
1.	Anakkara	158	-	158	-	27	1	9	37	195	148	41	6	-	29	18	142	6	195	
2.	Chalisseri	100	6	106	-	37	7	3	47	153	106	38	1	8	11	6	131	5	153	
3.	Kappur	133	23	156	1	53	-	2	56	212	170	40	1	1	5	23	180	4	212	
4.	Nagalasserri	136	17	153	2	60	-	-	62	215	175	40	-	-	13	32	159	11	215	
5.	Patithara	135	3	138	1	32	1	1	35	173	129	41	-	3	19	24	119	11	173	
6.	Thurumittacodu	119	20	139	-	45	1	-	46	185	146	39	-	-	11	18	155	1	185	
7.	Trithala	136	17	153	2	60	-	-	62	215	175	40	-	-	13	32	159	11	215	
	Total	917	86	1003	6	314	10	15	345	1348	1049	279	8	12	101	153	1045	49	1348	

Details of Buildings constructed and completed in Rural sector during the year 2003-2004

Block: Trithala

Sl. No.	Name of Panchayath	Number of Buildings newly constructed and completed										Ownership.					Type of Roofs				Total
		Residential Buildings			Non Residential Buildings					Total Number of Buildings (Col. 5 + 10)		Private		Govt./Local Bodies	Others	Thatched	Tiled	Concrete	Others		
		Dwelling Houses	Others	Total	Industrial	Commercial	Institutional	Others	Total	Male	Female										
1	2	3	4	5	6	7	8	9	10	11	12	13	14	15	16	17	18	19	20		
1.	Anakkara	8	-	8	-	-	-	-	-	8	5	3	-	-	3	1	4	-	8		
2.	Chalisseri	132	32	164	-	74	4	5	83	247	191	36	-	20	17	19	192	19	247		
3.	Kappur	225	8	233	-	66	8	5	79	312	219	84	6	3	20	43	243	6	312		
4.	Nagalasseri	197	32	229	-	31	-	6	37	266	203	59	-	4	22	26	161	57	266		
5.	Pattihara	237	11	248	-	55	-	13	68	316	237	67	4	8	49	48	214	5	316		
6.	Thirumittacodu	172	12	184	-	65	4	-	69	253	193	51	-	9	26	35	192	-	253		
7.	Trithala	144	31	175	2	64	3	-	69	244	206	37	-	1	-	17	220	7	244		
	Total	1115	126	1241	2	355	19	29	405	1646	1254	337	10	45	137	189	1226	94	1646		

Details of Buildings constructed and completed in Rural sector during the year 2001-2002

Block: Attappadi

Sl. No.	Name of Panchayath	Number of Buildings newly constructed and completed										Ownership					Type of Roofs				Total
		Residential Buildings			Non Residential Buildings							Total Number of Buildings (Col. 5 + 10)	Private		Govt./ Local Bodies	Others	Thatched	Tiled	Concrete	Others	
		Dwelling Houses	Others	Total	Industrial	Commercial	Institutional	Others	Total	Male	Female										
1	2	3	4	5	6	7	8	9	10	11	12	13	14	15	16	17	18	19	20		
1.	Pudur	53	-	53	-	-	-	-	-	53	24	29	-	-	-	45	6	2	53		
2.	Agali	27	16	43	-	-	-	-	-	43	25	18	-	-	9	17	11	6	43		
3.	Sholayar	43	-	43	-	2	-	2	4	47	25	20	1	1	7	23	12	5	47		
	Total	123	16	139	-	2	-	2	4	143	74	67	1	1	16	85	29	13	143		

Details of Buildings constructed and completed in Rural sector during the year 2002-2003

Block: Attappadi

Sl. No.	Name of Panchayath	Number of Buildings newly constructed and completed										Ownership				Type of Roofs				Total
		Residential Buildings		Non Residential Buildings						Total Number of Buildings (Col. 5 + 10)		Private		Govt./ Local Bodies	Others	Thatched	Tiled	Concrete	Others	
		Dwelling Houses	Others	Industrial	Commercial	Institutional	Others	Total	Male	Female										
1	2	3	4	5	6	7	8	9	10	11	12	13	14	15	16	17	18	19	20	
1.	Pudur	79	4	83	-	-	-	-	-	83	39	40	4	-	-	65	9	9	83	
2.	Agali	184	172	356	2	6	26	3	37	393	200	142	9	42	54	149	117	73	393	
3.	Sholayar	89	-	89	-	-	2	3	5	94	34	57	2	1	12	75	5	2	94	
	Total	352	176	528	2	6	28	6	42	570	273	239	15	43	66	289	131	84	520	

Details of Buildings constructed and completed in Rural sector during the year 2003-2004

Block: Attappadi

Sl. No.	Name of Panchayath	Number of Buildings newly constructed and completed										Ownership				Type of Roofs				Total	
		Residential Buildings			Non Residential Buildings							Total Number of Buildings (Col. 5 + 10)	Private		Govt./Local Bodies	Others	Thatched	Tiled	Concrete		Others
		Dwelling Houses	Others	Total	Industrial	Commercial	Institutional	Others	Total	Male	Female										
1	2	3	4	5	6	7	8	9	10	11	12	13	14	15	16	17	18	19	20		
1.	Pudur	43	4	47	-	-	-	-	-	47	17	26	4	-	-	37	5	5	47		
2.	Agali	304	142	446	7	5	32	22	66	512	269	182	9	52	152	165	123	72	512		
3.	Sholayar	127	-	127	1	-	-	2	3	130	47	82	-	1	27	91	6	6	130		
	Total	474	146	620	8	5	32	24	69	689	333	290	13	53	179	293	134	83	689		

Prices of Building Materials (Rupees)

Year: 2001-02

Sl. No	Item	Quarter's Ended				Average	
		Unit	30.6.01	30.9.01	31.12.01		31.3.02
1	2	3	4	5	6	7	8
1	Bricks A Class	1000 Nos.		2860	2877	2877	2871
2	Sand (Medium)	Cubic meter		560	555	510	542
3	Granite (15m.m gauge)	Cubic meter					
4	Granite (20m.m gauge)	Cubic meter		780	740	710	743
5	Slaked lime	Cubic meter					
6	Timber scanting 4.5"x2.5"x7'						
	Teak	Cubic meter		46773	46773	46773	46773
	Anjili	Cubic meter					
	Jack	Cubic Meter		25592	25593	25593	25593
7	Cement (grey) High Strength	MT		3200	3600	3350	3383
8	White Cement	MT		11550	11650	10600	11267
9	Steel	MT					
	6 mm diameter	MT		16600	16500	17450	16850
	10 m.m diameter	MT		15400	15200	16350	15650
10	Asbestos Cement sheet (Corrugated)	MT		8500	8500	8500	8500
11	Tiles (Mangalore)	1000Nos		5980	-	6223	6102
12	Special paint for wood and steel	Litre		117	113	113	114
13	Varnish (Gopal Varnish)	Litre		96	97	97	97
14	Distemper	Kg		54	54	54	54
15	Sheet glass 2mm Window glass	Sq.m		151	151	173	158
16	A.C.Pipe (150mm)	Each		250	250	250	250
17	S.W pipe (150mm)	Each		52	56	53	54
18	Sink (white with fittings)	Each		2384	2384	2384	2384

Prices of Building Materials (Rupees)

Year 2002-03

Sl. No	Item	Quarter's Ended				Average	
		Unit	30.6.02	30.9.02	31.12.02		31.3.03
1	2	3	4	5	6	7	8
1	Bricks A Class	1000 Nos.	2877	-	-	-	2877
2	Sand (Medium)	Cubic meter	540	563	550	600	563
3	Granite (15m.m gauge)	Cubic meter					
4	Granite (20m.m gauge)	Cubic meter	688	725	688	700	700
5	Slaked lime	Cubic meter					
6	Timber scanting 4.5"x2.5"x7'						
	Teak	Cubic meter	46773	45890	49420	49420	47876
	Anjili	Cubic meter					
	Jack	Cubic Meter	25593	23828	23828	23828	24269
7	Cement (grey) High Strength	MT	2760	2500	2900	3300	2865
8	White Cement	MT	10600	10600	10600	10900	10675
9	Steel	MT					
	6 mm diameter	MT	17600	17700	17750	20500	18388
	10 m.m diameter	MT	16150	16550	16650	19400	17188
10	Asbestos Cement sheet (Corrugated)	MT	8500	8500	8500	8500	8500
11	Tiles (Mangalore)	1000Nos	6250	6250	6250	6250	6250
12	Special paint for wood and steel	Litre	108	109	108	110	109
13	Varnish (Gopal Varnish)	Litre	97	97	97	93	96
14	Distemper	Kg	54	55	55	55	55
15	Sheet glass 2mm Window glass	Sq.m			140	140	140
16	A.C.Pipe (150mm)	Each	250	250	250	250	250
17	S.W pipe (150mm)	Each	53	-	-	-	53
18	Sink (white with fittings)	Each	2384	2384	2384	2384	2384

Prices of Building Materials (Rupees)

2003-04

Sl. No	Item	Quarter's Ended					Average
		Unit	30.6.0	30.9.03	31.12.03	31.3.04	
1	2	3	4	5	6	7	8
1	Bricks A Class	1000 Nos.	588	538	538	725	597
2	Sand (Medium)	Cubic meter					
3	Granite (15m.m gauge)	Cubic meter	713	725	725	738	726
4	Granite (20m.m gauge)	Cubic meter					
5	Slaked lime	Cubic meter					
6	Timber scanting 4. 5"x2.5"x7'		49420	49420	49420	49250	49378
	Teak	Cubic meter					
	Anjili	Cubic meter	23813	23828	25593	25988	24806
	Jack	Cubic Meter	3400	2900	3580	3580	3365
7	Cement (grey) High Strength	MT	10600	10600	10500	10450	10538
8	White Cement	MT					
9	Steel	MT	21050	20350	23650	27550	23150
	6 mm diameter	MT	19950	19250	22550	26550	22075
	10 m.m diameter	MT	8500	8500	8500	8500	8500
10	Asbestos Cement sheet (Corrugated)	MT	6250				6250
11	Tiles (Mangalore)	1000Nos	106	109	109	-	108
12	Special paint for wood and steel	Litre					
13	Varnish (Gopal Varnish)	Litre	98	103	103	103	102
14	Distemper	Kg	54	56	56	56	56
15	Sheet glass 2mm Window glass	Sq.m	188	188	188	140	176
16	A.C.Pipe (150mm)	Each	250	250	250	250	250
17	S.W pipe (150mm)	Each					
18	Sink (white with fittings)	Each	2375	2375	2375	2375	2375

Wage rates of building labour for the Year 2001-02

Sl. No	Category	Quarter ended				Average
		30.6.01	30.9.01	31.12.01	31.3.02	
1	2	3	4	5	6	7
1	Mason 1 st class		140	140	140	140
2	Mason 2 nd class		120	120	120	120
3	Carpenter 1 st class		140	140	140	140
4	Carpenter 2 nd class		120	120	120	120
5	Unskilled workers					
	Male		100	100	100	100
	Female		65	65	70	67

Wage Rate of Building Labour for the year 2002-03

Sl. No.	Category	Quarter ended				Average
		30.6.02	30.9.02	31.12.02	31.3.03	
1	2	3	4	5	6	7
1	Mason 1 st class	140	140	150	160	148
2	Mason 2 nd class	120	120	130	140	128
3	Carpenter 1 st class	145	145	150	160	150
4	Carpenter 2 nd class	120	120	125	130	124
5	Unskilled workers					
	Male	100	100	100	100	100
	Female	70	70	75	80	74

Wage rates of building Labour 2003-04

Sl. No.	Category	Quarter ended				Average
		30.6.03	30.9.03	31.12.03	31.3.04	
1	2	3	4	5	6	7
1	Maison 1 st class	160	150	150	150	153
2	Maison 2 nd class	140	130	130	130	133
3	Carpenter 1 st Class	160	150	150	150	153
4	Carpenter 2 nd class	130	130	130	130	130
5	Unskilled workers					
	Male	100	100	100	100	100
	Female	80	75	75	75	76

1421

