

015  
06

015-069

81 m. 1276



GOVERNMENT OF KERALA

REPORT ON  
PRICE TREND OF ESSENTIAL  
COMMODITIES – 2006

Prices Division  
Department of Economics & Statistics  
Thiruvananthapuram

2007





**GOVERNMENT OF KERALA**

**REPORT ON  
PRICE TREND OF ESSENTIAL  
COMMODITIES – 2006**

*Prices Division*  
**Department of Economics & Statistics**  
**Thiruvananthapuram**  
**2007**



## PREFACE

The collection of prices is one of the major items of work undertaken by the Department of Economics and Statistics. It is the value expressed in terms of the unit of money at a specified time and place. The impact of prices data in a State's economy is so high that its contribution to various sectors of economic growth can never be ignored.

This Department has been collecting different types of prices viz. Farm Prices, Wholesale Prices and Retail Prices. These prices are being widely used for many purposes such as preparation of Indices, to provide compensation to farmers and for tendering consumable articles for Government firms. Among the retail prices, the one which is being collected on daily basis from District Head Quarters, assumes significance because the prices of 50 essential commodities are being forwarded to the Chief Minister's office and Ministry of Food & Civil Supplies, Government of Kerala, daily. In addition to the daily prices, weekly prices of 20 items are also being collected on every Friday.

This publication titled "Price Trend of Essential Commodities" is being prepared and published on a monthly basis incorporating the second Friday retail prices of essential commodities from 50 items schedule (daily) and 20 items schedule (weekly) under eight different groups. Suitable graphs and diagrams with last one year second Friday prices are given. This Department has been publishing "Price Trend of Essential Commodities" since June 2000.

The publication for the period January 2006 to December 2006 is being prepared by the prices Division under the supervision of Smt. K. Santhakumari, Additional Director (Prices). I appreciate the effort done for this publication by the team of officials comprising of Smt. K. Haleema Beegum, Assistant Director (Prices), Sri. K. Soman Nadar, Research officer and Sri. K.V. Das, U.D. Compiler in the Prices Division and Sri. S. Saseendran, U.D. Typist in the Computer Division.

Suggestions, if any, for improving this publication are most welcome.

M.R. BALAKARISHNAN  
DIRECTOR

Thiruvananthapuram  
27.10.2007



## CONTENTS

Sl. No.	Subject	Page No.
<i>1</i>	<i>Price Tend of Essential Commodities</i>	<b>1-168</b>
	<i>January 2006</i>	1
	<i>February 2006</i>	15
	<i>March 2006</i>	29
	<i>April 2006</i>	43
	<i>May 2006</i>	57
	<i>June 2006</i>	71
	<i>July 2006</i>	85
	<i>August 2006</i>	99
	<i>September 2006</i>	113
	<i>October 2006</i>	127
	<i>November 2006</i>	141
	<i>December 2006</i>	155





Table A

**Comparative statement of Retail Prices of essential commodities prevailed in  
Tamilnadu and Kerala on 15/01/2006**

(Rs/Kg.

Sl.No.	Commodity	Coimbatore	Palakkad	Nagarcoil	Thiruvananthapuram
1	Boiled Rice (Finé)	12.50	12.50*	13.50	15.00*
2	Boiled Rice (Common)	NT	12.00**	12.50	15.00**
3	Raw Rice (Fine)	12.00	NT	12.50	NT
4	Raw Rice (Common)	NT	NT	11.50	NT
5	Redgram dhall	28.00	NT	35.00	NT
6	Blackgram dhall	40.00	46.00	42.00	44.00
7	Greengram dhall	40.00	42.00	38.00	41.00
8	Bengalgram dhall	30.00	NT	32.00	NT
9	Groundnut Oil (ordinary)	50.00	57.00	58.00	56.00
10	Coconut Oil (Ordinary)	56.00	55.00	53.00	54.00
11	Gingilly Oil (Ordinary)	55.00	57.00	55.00	64.00
12	Dry Chillies (Ramnad mund)	24.00	40.00	36.00	44.00
13	Tamarind (medium)	30.00	32.00***	25.00	40.00***
14	Wheat (white)	13.00	NT	11.50	NT
15	Sugar	19.00	19.50	19.00	19.50
16	Pototo (medium)	20.00	16.00	18.00	22.00
17	Onion (II sort)	10.00	8.00	10.00	10.50
18	Onion (Smbar/kar)	14.00	15.00	16.00	15.50
19	Salt (Ordinary)	2.50	2.50	2.00	3.50

\* Rice(Red) Matta

\*\* Rice(White)Andhra Vella

\*\*\*Tamarind w/o seeds loose

Table B

Comparative statement of Retail Prices of essential commodities prevailed in  
Tamilnadu and Kerala on 31/01/2006

(Rs/Kg.)

Sl.No.	Commodity	Coimbatore	Palakkad	Nagarcoil	Thiruvananthapuram
1	Boiled Rice (Fine)	12.00	12.50*	12.50	15.00*
2	Boiled Rice (Common)	13.00	12.00**	11.00	15.00**
3	Raw Rice (Fine)	12.00	NT	12.50	NT
4	Raw Rice (Common)	NT	NT	11.00	NT
5	Redgram dhall	26.00	NT	35.00	NT
6	Blackgram dhall	40.00	46.00	45.00	44.00
7	Greengram dhall	37.00	41.00	38.00	41.00
8	Bengalgram dhall	30.00	NT	32.00	NT
9	Groundnut Oil (ordinary)	50.00	60.00	56.00	56.00
10	Coconut Oil (Ordinary)	56.00	60.00	56.00	54.00
11	Gingilly Oil (Ordinary)	55.00	65.00	55.00	64.00
12	Dry Chillies (Ramnad mund)	24.00	40.00	36.00	42.00
13	Tamarind (medium)	30.00	30.00***	22.00	***40.00
14	Wheat (white)	13.50	NT	11.50	NT
15	Sugar	20.00	18.50	21.00	21.00
16	Pototo (medium)	14.00	16.00	16.00	19.75
17	Onion (II sort)	8.00	9.00	10.00	8.75
18	Onion (Smbar/kar)	12.00	14.00	16.00	15.25
19	Salt (Ordinary)	2.50	2.50	2.00	3.50

\* Rice(Red) Matta

\*\* Rice(White)Andhra Vella

\*\*\*Tamarind w/o seeds loose

Table C

Percentage variation of retail prices of certain essential commodities for the  
Second Friday of December 2005 & January 2006

Sl. No.	Name of Commodity	Unit	Prices (in Rs.) on		Percentage variation
			Dec-05	Jan-06	
(1)	(2)	(3)	(4)	(5)	(6)
<b>A. RICE - Open Market</b>					
1	Red - Matta	Kg	13.44	13.71	1.99
2	Red - Chamba	Kg	13.67	13.73	0.40
3	White - Andra Vella	Kg	14.11	14.06	-0.32
<b>B. PULSES</b>					
4	Green gram	Kg	37.18	37.36	0.48
5	Black gram split w/o husk	Kg	47.07	47.14	0.15
6	Dhall(Tur)	Kg	35.07	33.64	-4.07
<b>C. OTHER FOOD ITEMS</b>					
7	Sugar(O.M)	Kg.	18.83	19.29	2.47
8	Milk (Cow's)	Ltr.	14.93	14.93	0.00
9	Egg Hen's (White lagon)	Dozen	20.29	19.18	-5.49
10	Mutton with bones	Kg	146.07	148.08	1.37
11	Tea (Kannan Devan)	1/2 kg	72.36	72.31	-0.07
12	Coffee Powder (Brook Bond Gr.Label)	1/2 kg	74.14	74.08	-0.09
<b>D. OIL AND OIL SEEDS</b>					
13	Coconut oil	Kg	54.86	53.36	-2.73
14	Groundnut oil	Kg	68.85	68.50	-0.51
15	Refined oil (Postman)	Kg.	84.33	79.30	-5.96
16	Gingelly oil	Kg.	63.52	62.80	-1.12
17	Coconut without husk	100 nos	579.29	566.79	-2.16
<b>E. SPICES AND CONDIMENTS</b>					
18	Corriandar	Kg.	32.02	33.16	3.57
19	Chillies dry	Kg.	44.79	43.43	-3.03
20	Onion small	Kg.	24.57	17.04	-30.67
21	Tamarind without seeds loose	Kg.	34.50	35.07	1.66

Table C Contd..

Sl. No.	Name of Commodity	Unit	Prices (in Rs.) on		Percentage Variation
			Dec-05	Jan-06	
(1)	(2)	(3)	(4)	(5)	(6)
	<b>F. TUBERS</b>				
22	Chenai	Kg.	9.86	9.79	-0.72
23	Tapioca Raw	Kg.	6.50	6.57	1.10
24	Potato	Kg.	14.80	16.86	13.87
25	Colocassia	Kg.	16.64	15.14	-9.01
	<b>G. VEGETABLES</b>				
26	Onion big	Kg.	14.23	9.18	-35.51
27	Brinjal	Kg.	16.64	14.00	-15.88
28	Cucumber	Kg.	9.93	9.86	-0.72
29	Ladies Finger	Kg.	13.93	14.79	6.15
30	Cabbage	Kg.	12.57	12.36	-1.70
31	Bittergourd	Kg.	18.86	16.36	-13.26
32	Tomatto	Kg.	12.18	11.00	-9.68
33	Chillies green	Kg.	18.43	17.14	-6.98
34	Banana green	Kg.	12.57	15.36	22.16
35	Plantain green	Kg.	9.71	9.86	1.47
	<b>H. MISCELLANEOUS ITEMS</b>				
36	Washing Soap (501 Half Bar)	1/2 Bar	8.00	8.00	0.00
37	Toilet Soap - Lux	100 gm	12.93	12.96	0.25
38	Toothpaste - Colgate	100 gm	25.86	25.85	-0.04
39	Cement - Sankar (Ord.Paper Bag)	each	182.08	185.73	2.01

Table D

Percentage variation of retail prices of certain essential commodities for the  
Second Friday of January 2005 & 2006

Sl. No.	Name of Commodity	Unit	Prices (in Rs.) on		Percentage variation
			Dec-05	Jan-06	
(1)	(2)	(3)	(4)	(5)	(6)
	A. RICE - Open Market				
1	Red - Matta	Kg	13.36	13.71	2.59
2	Red - Chamba	Kg	13.95	13.73	-1.60
3	White - Andra Vella	Kg	13.21	14.06	6.43
	B. PULSES				
4	Green gram	Kg	28.07	37.36	33.08
5	Black gram split w/o husk	Kg	29.07	47.14	62.16
6	Dhall(Tur)	Kg	33.69	33.64	-0.15
	C. OTHER FOOD ITEMS				
7	Sugar(O.M)	Kg.	19.20	19.29	0.46
8	Milk (Cow's)	Ltr.	14.00	14.93	6.63
9	Egg Hen's (White lagon)	Dozen	19.89	19.18	-3.56
10	Mutton with bones	Kg	140.00	148.08	5.77
11	Tea (Kannan Devan)	1/2 kg	72.50	72.31	-0.27
12	Coffee Powder (Brook Bond Gr.Label)	1/2 kg	68.86	74.08	7.58
	D. OIL AND OIL SEEDS				
13	Coconut oil	Kg	76.89	53.36	-30.61
14	Groundnut oil	Kg	68.76	68.50	-0.38
15	Refined oil (Postman)	Kg.	83.83	79.30	-5.41
16	Gingelly oil	Kg.	70.13	62.80	-10.44
17	Coconut without husk	100 nos	728.57	566.79	-22.21
	E. SPICES AND CONDIMENTS				
18	Corriandar	Kg.	30.00	33.16	10.54
19	Chillies dry	Kg.	41.00	43.43	5.92
20	Onion small	Kg.	12.26	17.04	38.99
21	Tamarind without seeds loose	Kg.	44.14	35.07	-20.55

Table D Contd..

Sl. No.	Name of Commodity	Unit	Prices (in Rs.) on		Percentage Variation
			Dec-05	Jan-06	
(1)	(2)	(3)	(4)	(5)	(6)
	<b>F. TUBERS</b>				
22	Chenai	Kg.	10.64	9.79	-8.05
23	Tapioca Raw	Kg.	5.96	6.57	10.18
24	Potato	Kg.	9.47	16.86	77.98
25	Colocassia	Kg.	12.21	15.14	23.98
	<b>G. VEGETABLES</b>				
26	Onion big	Kg.	8.49	9.18	8.16
27	Brinjal	Kg.	12.64	14.00	10.73
28	Cucumber	Kg.	9.93	9.86	-0.72
29	Ladies Finger	Kg.	18.14	14.79	-18.50
30	Cabbage	Kg.	9.07	12.36	36.22
31	Bittergourd	Kg.	15.64	16.36	4.57
32	Tomatto	Kg.	8.50	11.00	29.41
33	Chillies green	Kg.	14.00	17.14	22.45
34	Banana green	Kg.	10.75	15.36	42.86
35	Plantain green	Kg.	9.93	9.86	-0.72
	<b>H. MISCELLANEOUS ITEMS</b>				
36	Washing Soap (501 Half Bar)	1/2 Bar	7.93	8.00	0.90
37	Toilet Soap - Lux	100 gm	12.82	12.96	1.09
38	Toothpaste - Colgate	100 gm	25.00	25.85	3.38
39	Cement - Sankar (Ord.Paper Bag)	each	168.21	185.73	10.42

Table E

Quarterly retail prices of certain essential commodities for the Second Friday for the last one year

Sl. No.	Name of Commodity	Unit	Prices (in Rs.) on				
			Jan-05	Apr-05	Jul-05	Oct-05	Jan-06
(1)	(2)	(3)	(4)	(5)	(6)	(7)	(8)
<b>A. RICE - Open Market</b>							
1	Red - Matta	Kg	13.36	13.46	13.55	13.29	13.71
2	Red - Chamba	Kg	13.95	13.50	13.36	13.36	13.73
3	White - Andra Vella	Kg	13.21	13.82	13.78	13.86	14.06
<b>B. PULSES</b>							
4	Green gram	Kg	28.07	31.43	34.61	32.66	37.36
5	Black gram split w/o husk	Kg	29.07	29.48	34.68	37.07	47.14
6	Dhall(Tur)	Kg	33.69	31.25	33.77	34.11	33.64
<b>C. OTHER FOOD ITEMS</b>							
7	Sugar(O.M)	Kg.	19.20	18.79	18.63	18.63	19.29
8	Milk (Cow's)	Ltr.	14.00	14.00	14.93	14.93	14.93
9	Egg Hen's (White lagon)	Dozen	19.89	16.96	18.86	16.76	19.18
10	Mutton with bones	Kg	140.00	142.50	144.23	145.77	148.08
11	Tea (Kannan Devan)	1/2 kg	72.50	72.14	72.21	72.21	72.31
12	Coffee Powder (Brook Bond Gr.Label)	1/2 kg	68.86	69.21	70.71	71.71	74.08
<b>D. OIL AND OIL SEEDS</b>							
13	Coconut oil	Kg	76.89	68.02	60.89	56.05	53.36
14	Groundnut oil	Kg	68.76	68.90	68.10	68.60	68.50
15	Refined oil (Postman)	Kg.	83.83	85.75	85.35	84.43	79.30
16	Gingelly oil	Kg.	70.13	67.20	64.80	63.00	62.80
17	Coconut without husk	100 nos	728.57	649.29	591.43	561.43	566.79
<b>E. SPICES AND CONDIMENTS</b>							
18	Corriandar	Kg.	30.00	29.80	30.71	29.88	33.16
19	Chillies dry	Kg.	41.00	35.93	32.64	33.43	43.43
20	Onion small	Kg.	12.26	13.02	12.89	14.11	17.04
21	Tamarind without seeds loose	Kg.	44.14	37.50	36.00	34.57	35.07

Table E Contd..

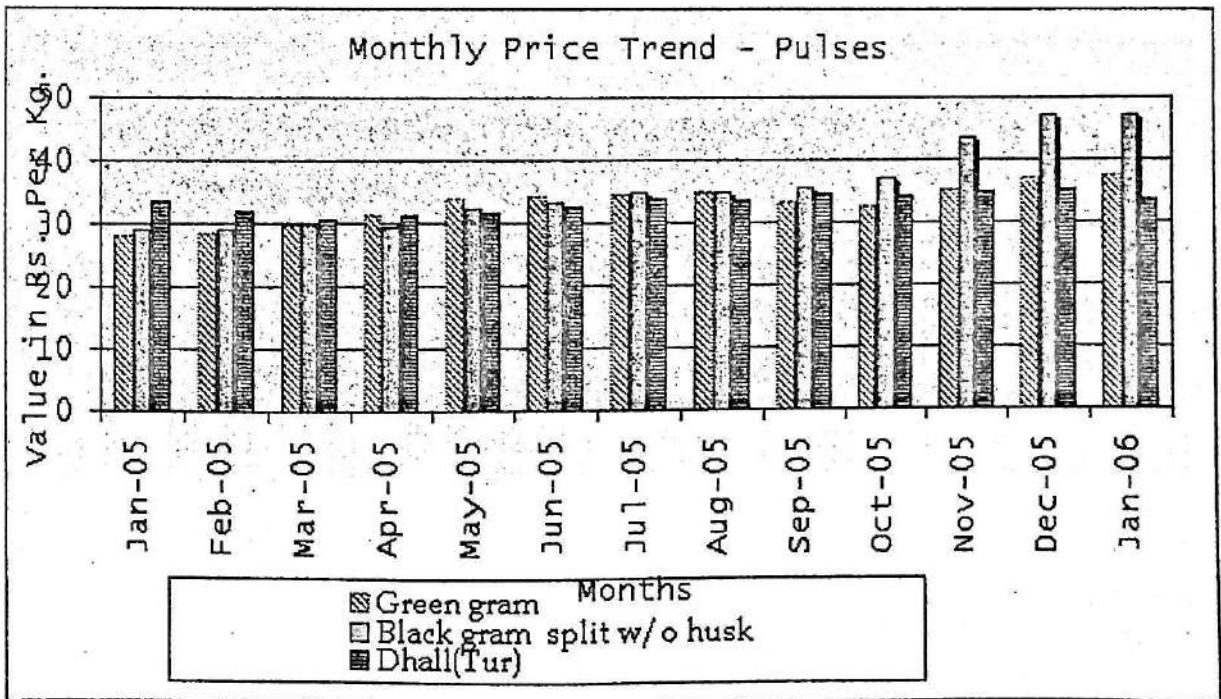
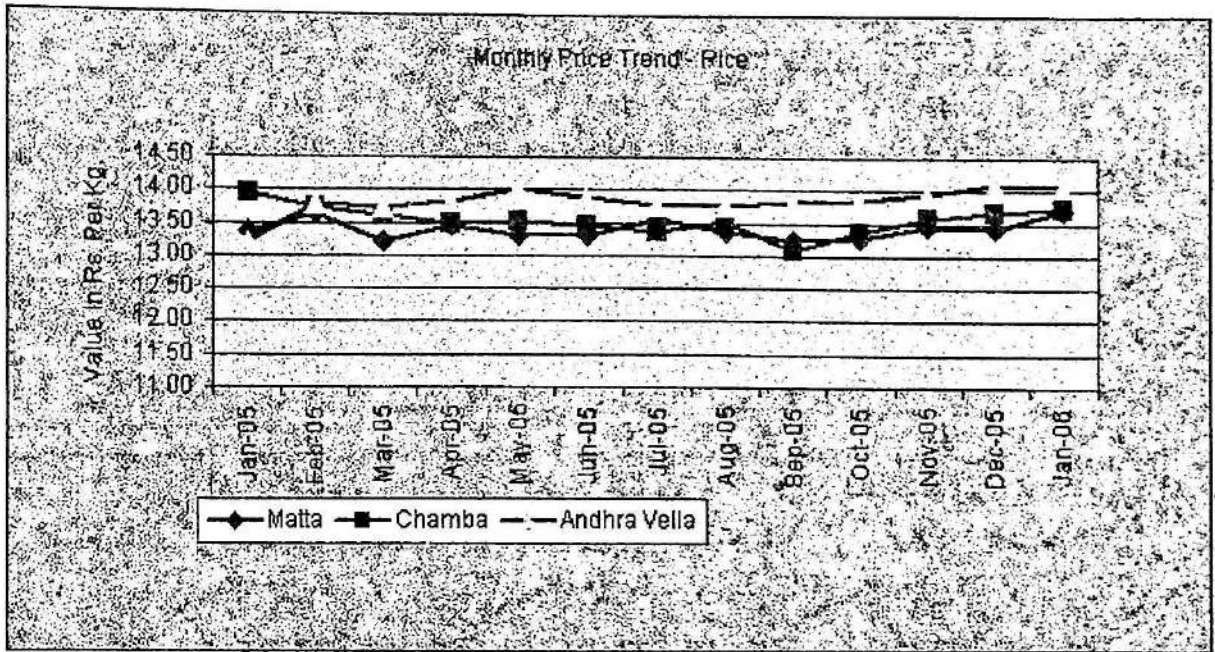
Sl. No.	Name of Commodity	Unit	Prices (in Rs.) on				
			Jan-05	Apr-05	Jul-05	Oct-05	Jan-06
(1)	(2)	(3)	(4)	(5)	(6)	(7)	(8)
	<b>F. TUBERS</b>						
22	Chennai	Kg.	10.64	11.64	13.43	10.07	9.79
23	Tapioca Raw	Kg.	5.96	6.04	6.11	6.39	6.57
24	Potato	Kg.	9.47	10.21	12.46	10.51	16.86
25	Colocassia	Kg.	12.21	14.29	16.00	16.43	15.14
	<b>G. VEGETABLES</b>						
26	Onion big	Kg.	8.49	7.66	8.77	15.14	9.18
27	Brinjal	Kg.	12.64	11.50	10.14	11.00	14.00
28	Cucumber	Kg.	9.93	7.00	7.64	8.36	9.86
29	Ladies Finger	Kg.	18.14	12.21	12.36	11.29	14.79
30	Cabbage	Kg.	9.07	8.36	11.36	10.07	12.36
31	Bittergourd	Kg.	15.64	15.29	17.21	17.43	16.36
32	Tomatto	Kg.	8.50	13.36	13.50	15.43	11.00
33	Chillies green	Kg.	14.00	14.21	20.14	13.86	17.14
34	Banana green	Kg.	10.75	12.11	13.21	15.64	15.36
35	Plantain green	Kg.	9.93	9.79	9.71	10.00	9.86
	<b>H. MISCELLANEOUS ITEMS</b>						
36	Washing Soap (501 Half Bar)	1/2 Bar	7.93	8.00	8.00	7.96	8.00
37	Toilet Soap - Lux	100 gm	12.82	12.75	12.82	12.86	12.96
38	Toothpaste - Colgate	100 gm	25.00	25.00	25.36	25.50	25.85
39	Cement - Sankar (Ord.Paper Bag)	each	168.21	193.12	189.77	184.50	185.73



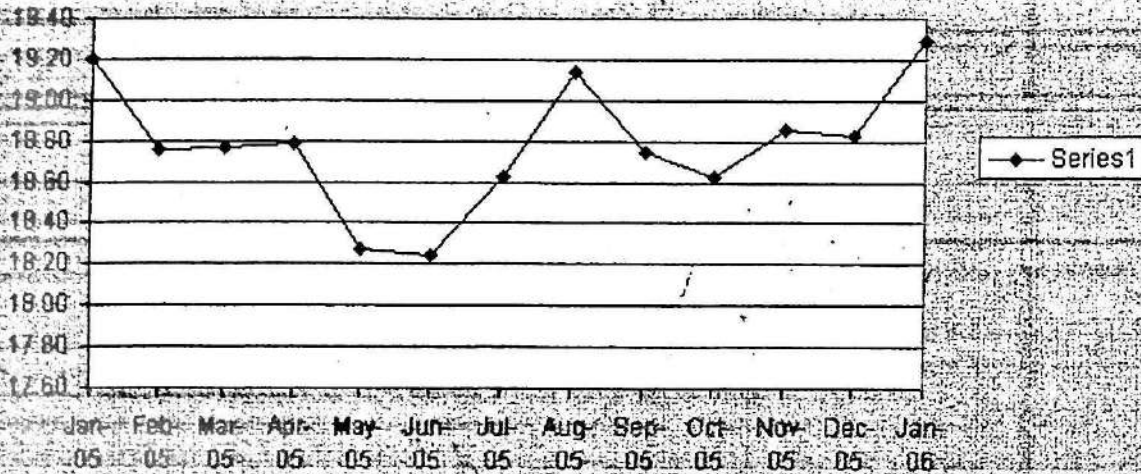
**Table F**  
**Monthly retail prices of certain essential commodities for the last one year**

Sl. No.	Name of Commodity	Unit	Retail Prices on the Second Friday of												
			Jan-05	Feb-05	Mar-05	Apr-05	May-05	Jun-05	Jul-05	Aug-05	Sep-05	Oct-05	Nov-05	Dec-05	Jan-06
(1)	(2)	(3)	(4)	(5)	(6)	(7)	(8)	(9)	(10)	(11)	(12)	(13)	(14)	(15)	(16)
<b>A. RICE - Open Market</b>															
1	Red - Matta	Kg	13.36	13.65	13.21	13.46	13.30	13.30	13.55	13.35	13.23	13.29	13.46	13.44	13.71
2	Red - Chamba	Kg	13.95	13.72	13.60	13.50	13.53	13.46	13.36	13.53	13.07	13.36	13.59	13.67	13.73
3	White - Andra Vella	Kg	13.21	13.80	13.73	13.82	14.01	13.87	13.78	13.78	13.82	13.86	13.94	14.11	14.06
<b>B. PULSES</b>															
4	Green gram	Kg	28.07	28.54	29.54	31.43	33.79	34.25	34.61	34.79	33.25	32.66	35.25	37.18	37.36
5	Black gram split w/o husk	Kg	29.07	28.89	29.75	29.48	32.16	33.32	34.68	34.79	35.61	37.07	43.55	47.07	47.14
6	Dhall(Tur)	Kg	33.69	31.88	30.77	31.25	31.60	32.48	33.77	33.64	34.39	34.11	34.95	35.07	33.64
<b>C. OTHER FOOD ITEMS</b>															
7	Sugar(O.M)	Kg.	19.20	18.75	18.77	18.79	18.28	18.24	18.63	19.14	18.75	18.63	18.86	18.83	19.29
8	Milk (Cow's)	Ltr.	14.00	14.00	14.00	14.00	14.93	14.93	14.93	14.93	14.93	14.93	14.93	14.93	14.93
9	Egg Hen's (White lagon)	Dozen	19.89	20.63	18.60	16.96	15.91	18.57	18.86	17.29	16.99	16.76	17.04	20.29	19.18
10	Mutton with bones	Kg	140.00	141.54	142.14	142.50	143.93	144.23	144.23	145.42	144.23	145.77	146.54	146.07	148.08
11	Tea (Kannan Devan)	½ kg	72.50	72.29	72.32	72.14	72.14	72.21	72.21	72.15	71.93	72.21	72.29	72.36	72.31
12	Coffee Powder (Brook Bond Gr.Label)	½ kg	68.86	68.86	68.86	69.21	69.64	70.29	70.71	71.92	72.14	71.71	72.07	74.14	74.08
<b>D. OIL AND OIL SEEDS</b>															
13	Coconut oil	Kg	76.89	78.48	72.92	68.02	63.95	64.41	60.89	59.75	57.95	56.05	54.66	54.86	53.36
14	Groundnut oil	Kg	68.76	68.59	68.23	68.90	68.27	68.85	68.10	68.60	68.33	68.60	68.85	68.85	68.50
15	Refined oil (Postman)	Kg.	83.83	85.05	85.05	85.75	85.35	85.35	85.35	85.15	84.63	84.43	84.33	84.33	79.30
16	Gingelly oil	Kg.	70.13	69.13	67.88	67.20	67.46	66.52	64.80	64.38	63.07	63.00	63.43	63.52	62.80
17	Coconut without husk	100 nos	728.57	745.00	705.77	649.29	631.07	616.79	591.43	594.29	579.64	561.43	566.43	579.29	566.79

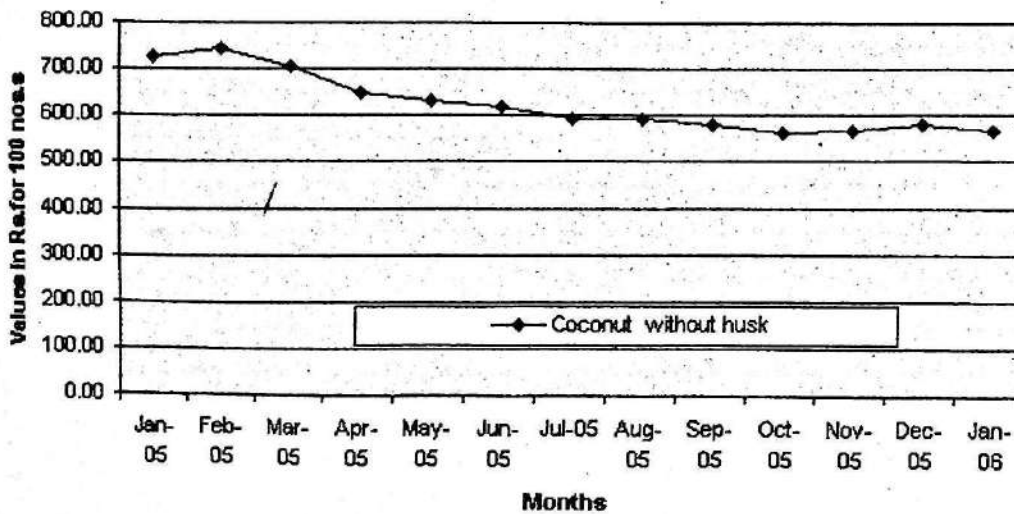
(1)	(2)	(3)	(4)	(5)	(6)	(7)	(8)	(9)	(10)	(11)	(12)	(13)	(14)	(15)	(16)
<b>E. SPICES AND CONDIMENTS</b>															
18	Corriandar	Kg.	30.00	30.26	30.40	29.80	30.37	30.44	30.71	30.14	30.23	29.88	30.30	32.02	33.16
19	Chillies dry	Kg.	41.00	40.43	37.69	35.93	33.50	33.07	32.64	33.07	32.59	33.43	41.11	44.79	43.43
20	Onion small	Kg.	12.26	12.46	11.23	13.02	12.26	11.77	12.89	12.29	12.14	14.11	18.39	24.57	17.04
21	Tamarind without seeds loose	Kg.	44.14	39.21	36.77	37.50	37.07	35.71	36.00	35.43	34.57	34.57	34.93	34.50	35.07
<b>F. TUBERS</b>															
22	Chenai	Kg.	10.64	10.86	10.54	11.64	11.71	13.86	13.43	10.93	10.21	10.07	10.07	9.86	9.79
23	Tapioca Raw	Kg.	5.96	6.04	6.08	6.04	6.11	6.14	6.11	6.46	6.43	6.39	6.43	6.50	6.57
24	Potato	Kg.	9.47	8.19	8.15	10.21	10.39	11.89	12.46	11.86	10.43	10.51	12.63	14.80	16.86
25	Colocassia	Kg.	12.21	12.50	12.85	14.29	15.00	15.50	16.00	15.38	18.71	16.43	17.29	16.64	15.14
<b>G. VEGETABLES</b>															
26	Onion big	Kg.	8.49	7.89	7.52	7.66	7.41	7.61	8.77	9.75	15.06	15.14	20.59	14.23	9.18
27	Brinjal	Kg.	12.64	11.57	9.69	11.50	10.71	10.21	10.14	11.50	11.86	11.00	17.93	16.64	14.00
28	Cucumber	Kg.	9.93	8.07	6.69	7.00	7.64	8.57	7.64	9.14	9.36	8.36	8.43	9.93	9.86
29	Ladies Finger	Kg.	18.14	10.43	8.46	12.21	11.00	12.79	12.36	11.36	11.00	11.29	13.00	13.93	14.79
30	Cabbage	Kg.	9.07	8.71	8.38	8.36	10.43	11.71	11.36	10.43	9.86	10.07	11.50	12.57	12.36
31	Bittergourd	Kg.	15.64	13.21	12.31	15.29	15.00	17.57	17.21	18.64	17.71	17.43	18.93	18.86	16.36
32	Tomatto	Kg.	8.50	7.64	9.08	13.36	14.64	8.14	13.50	11.43	13.43	15.43	16.93	12.18	11.00
33	Chillies green	Kg.	14.00	12.71	11.23	14.21	12.79	17.14	20.14	14.79	15.93	13.86	20.14	18.43	17.14
34	Banana green	Kg.	10.75	10.21	9.00	12.11	13.07	16.14	13.21	13.93	20.36	15.64	14.07	12.57	15.36
35	Plantain green	Kg.	9.93	9.82	9.77	9.79	9.50	9.79	9.71	9.50	10.43	10.00	10.46	9.71	9.86
<b>H. MISCELLANEOUS ITEMS</b>															
36	Washing Soap (501 Half Bar)	1/2 Bar	7.93	7.93	8.00	8.00	8.00	8.00	8.00	8.00	7.96	7.96	7.96	8.00	8.00
37	Toilet Soap - Lux	100 gm	12.82	12.82	12.82	12.75	12.82	12.82	12.82	12.88	12.86	12.86	12.86	12.93	12.96
38	Toothpaste - Colgate	100 gm	25.00	25.00	25.00	25.00	25.00	25.29	25.36	25.46	25.43	25.50	25.64	25.86	25.85
39	Cement - Sankar (Ord.Paper Bag)	each	168.21	178.33	181.96	193.12	190.42	190.58	189.77	187.08	186.00	184.50	184.04	182.08	185.73

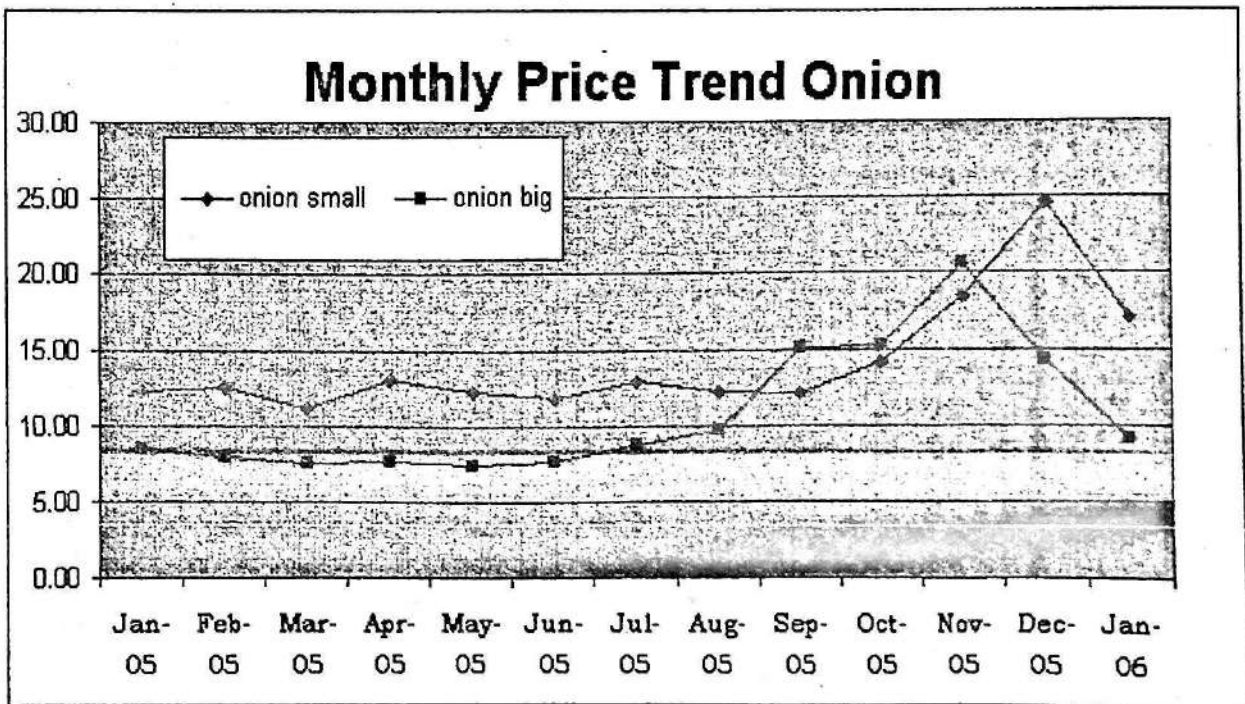
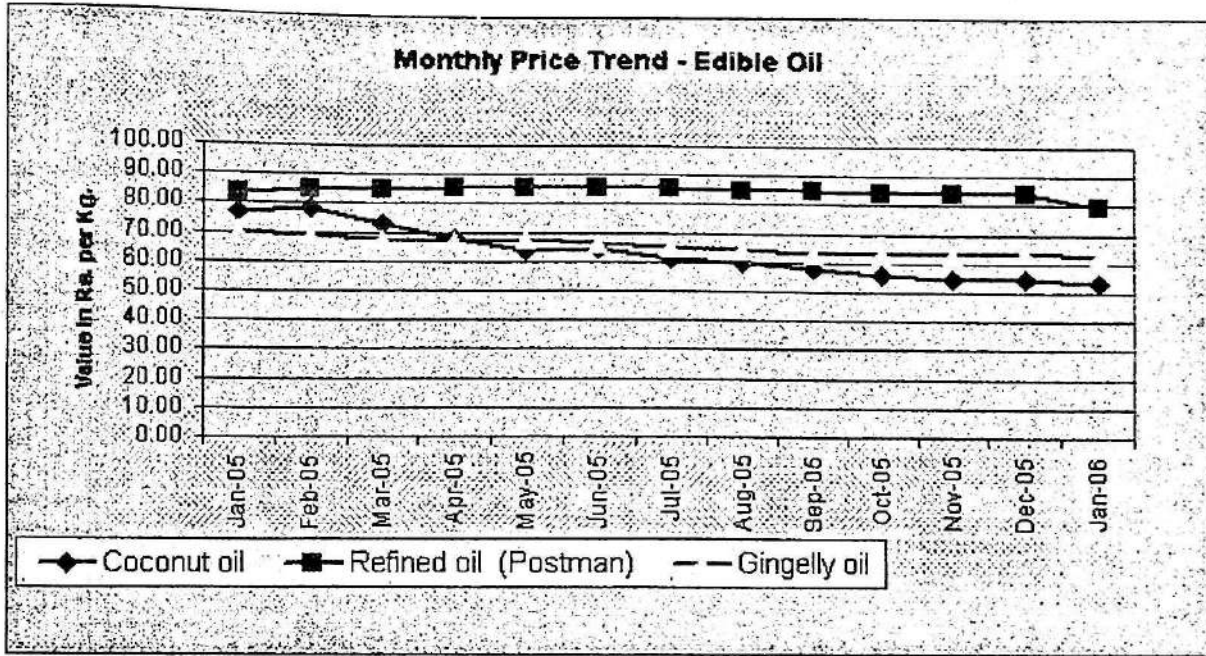


Monthly Price Trend -Sugar

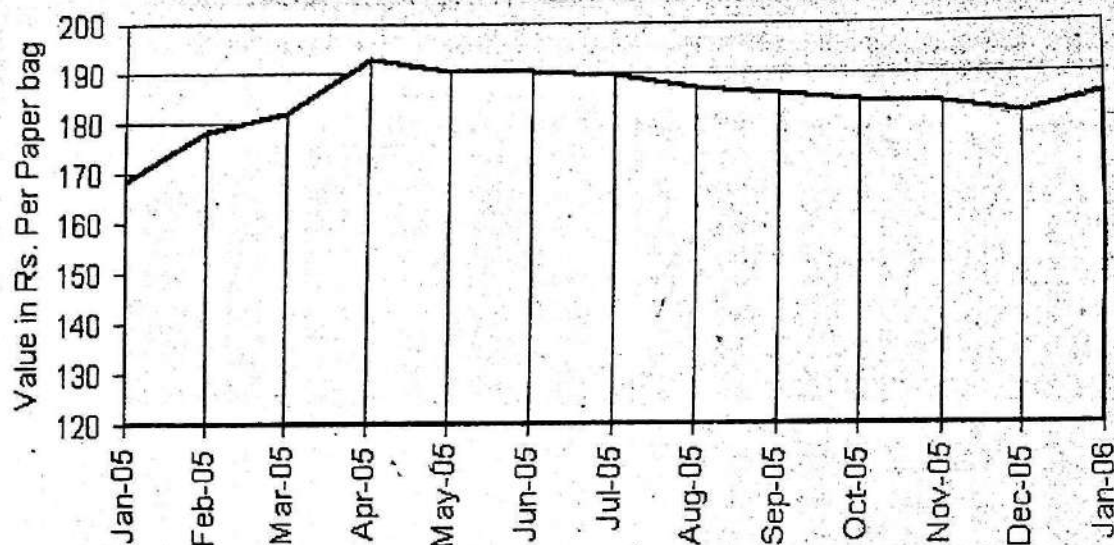


Price trend Coconut without husk





Monthly Price Trend - Cement(Sankar-Ord. PaperBag)



Monthly Price Trend - Chillies dry

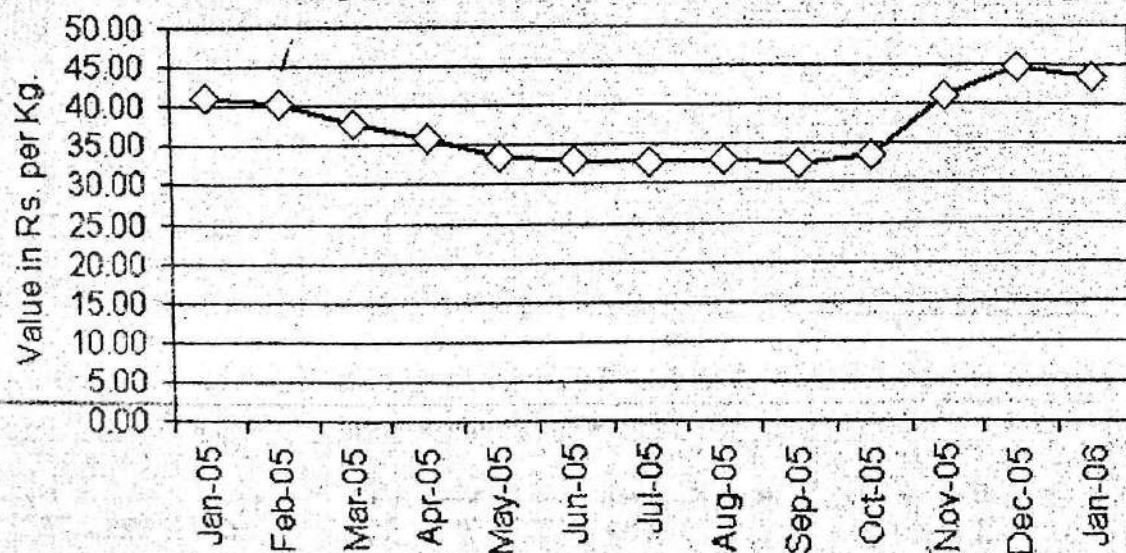


Table A

**Comparative statement of Retail Prices of essential commodities prevailed in  
Tamilnadu and Kerala on 15/02/2006**

(Rs/Kg.

Sl.No.	Commodity	Coimbatore	Palakkad	Nagarcoil	Thiruvananthapuram
1	Boiled Rice (Fine)	12.00	12.50*	12.50	15.00*
2	Boiled Rice (Common)	14.00	12.00**	11.00	15.00**
3	Raw Rice (Fine)	12.00	NT	12.00	NT
4	Raw Rice (Common)	NT	NT	11.00	NT
5	Redgram dhall	25.00	NT	35.00	NT
6	Blackgram dhall	40.00	46.00	45.00	44.00
7	Greengram dhall	38.00	42.00	38.00	41.00
8	Bengalgram dhall	30.00	NT	32.00	NT
9	Groundnut Oil (ordinary)	50.00	51.00	56.00	56.00
10	Coconut Oil (Ordinary)	60.00	53.00	54.00	56.00
11	Gingilly Oil (Ordinary)	55.00	56.00	56.00	64.00
12	Dry Chillies (Ramnad mund)	24.00	40.00	38.00	44.00
13	Tamarind (medium)	30.00	28.00***	22.00	38.00***
14	Wheat (white)	13.50	NT	11.50	NT
15	Sugar	21.00	22.00	21.50	22.50
16	Pototo (medium)	12.00	12.00	14.00	12.50
17	Onion (II sort)	6.50	7.00	8.00	7.50
18	Onion (Smbar/kar)	10.00	12.00	15.00	16.00
19	Salt (Ordinary)	2.50	2.50	2.00	3.50

\* Rice(Red) Matta

\*\* Rice(White)Andhra Vella

\*\*\*Tamarind w/o seeds loose

Table B

**Comparative statement of Retail Prices of essential commodities prevailed in  
Tamilnadu and Kerala on 28/02/2006**

(Rs/Kg.)

Sl.No.	Commodity	Coimbatore	Palakkad	Nagarcoil	Thiruvananthapuram
1	Boiled Rice (Fine)	12.00	12.50*	12.50	15.00*
2	Boiled Rice (Common)	13.00	12.00**	11.00	16.50**
3	Raw Rice (Fine)	12.00	NT	12.00	NT
4	Raw Rice (Common)	NT	NT	11.00	NT
5	Redgram dhall	26.00	NT	35.00	NT
6	Blackgram dhall	40.00	46.00	45.00	43.75
7	Greengram dhall	40.00	42.00	32.00	41.00
8	Bengalgram dhall	28.00	NT	38.00	NT
9	Groundnut Oil (ordinary)	50.00	50.00	56.00	56.00
10	Coconut Oil (Ordinary)	60.00	58.00	54.00	60.00
11	Gingilly Oil (Ordinary)	55.00	57.00	56.00	64.00
12	Dry Chillies (Ramnad mund)	26.00	40.00	38.00	44.00
13	Tamarind (medium)	30.00	28.00***	22.00	***38.00
14	Wheat (white)	13.50	NT	11.50	NT
15	Sugar	20.00	20.50	20.50	21.50
16	Pototo (medium)	12.00	11.00	14.00	12.50
17	Onion (II sort)	6.00	7.00	8.00	7.75
18	Onion (Smbar/kar)	10.00	12.00	15.00	16.00
19	Salt (Ordinary)	2.50	2.50	2.00	3.50

\* Rice(Red) Matta

\*\* Rice(White)Andhra Vella

\*\*\*Tamarind w/o seeds loose



Table C

**Percentage variation of retail prices of certain essential commodities for the  
Second Friday of January & February 2006**

Sl. No.	Name of Commodity	Unit	Prices (in Rs.) on		Percentage variation
			Dec-05	Jan-06	
(1)	(2)	(3)	(4)	(5)	(6)
	<b>A. RICE - Open Market</b>				
1	Red - Matta	Kg	13.71	13.72	0.10
2	Red - Chamba	Kg	13.73	13.73	0.00
3	White - Andra Vella	Kg	14.06	14.24	1.23
	<b>B. PULSES</b>				
4	Green gram	Kg	37.36	37.64	0.76
5	Black gram split w/o husk	Kg	47.14	47.00	-0.30
6	Dhall(Tur)	Kg	33.64	32.79	-2.55
	<b>C. OTHER FOOD ITEMS</b>				
7	Sugar(O.M)	Kg.	19.29	21.93	13.68
8	Milk (Cow's)	Ltr.	14.93	14.93	0.00
9	Egg Hen's (White lagon)	Dozen	19.18	16.85	-12.14
10	Mutton with bones	Kg	148.08	148.85	0.52
11	Tea (Kannan Devan)	1/2 kg	72.31	72.15	-0.21
12	Coffee Powder (Brook Bond Gr.Label)	1/2 kg	74.08	74.15	0:10
	<b>D. OIL AND OIL SEEDS</b>				
13	Coconut oil	Kg	53.36	53.71	0.67
14	Groundnut oil	Kg	68.50	68.00	-0.73
15	Refined oil (Postman)	Kg.	79.30	79.10	-0.24
16	Gingelly oil	Kg.	62.80	62.59	-0.34
17	Coconut without husk	100 nos	566.79	553.21	-2.39
	<b>E. SPICES AND CONDIMENTS</b>				
18	Corriandar	Kg.	33.16	33.09	-0.22
19	Chillies dry	Kg.	43.43	43.36	-0.16
20	Onion small	Kg.	17.04	15.68	-7.97
21	Tamarind without seeds loose	Kg.	35.07	34.14	-2.65

Table C Contd..

Sl. No.	Name of Commodity	Unit	Prices (in Rs.) on		Percentage Variation
			Dec-05	Jan-06	
(1)	(2)	(3)	(4)	(5)	(6)
	<b>F. TUBERS</b>				
22	Chenai	Kg.	9.79	9.93	1.46
23	Tapioca Raw	Kg.	6.57	6.43	-2.17
24	Potato	Kg.	16.86	13.71	-18.64
25	Colocassia	Kg.	15.14	14.07	-7.08
	<b>G. VEGETABLES</b>				
26	Onion big	Kg.	9.18	7.79	-15.18
27	Brinjal	Kg.	14.00	14.00	0.00
28	Cucumber	Kg.	9.86	8.00	-18.84
29	Ladies Finger	Kg.	14.79	14.29	-3.38
30	Cabbage	Kg.	12.36	11.29	-8.67
31	Bittergourd	Kg.	16.36	15.36	-6.11
32	Tomatto	Kg.	11.00	8.36	-24.03
33	Chillies green	Kg.	17.14	17.29	0.83
34	Banana green	Kg.	15.36	14.93	-2.79
35	Plantain green	Kg.	9.86	9.93	0.72
	<b>H. MISCELLANEOUS ITEMS</b>				
36	Washing Soap (501 Half Bar)	1/2 Bar	8.00	8.00	0.00
37	Toilet Soap - Lux	100 gm	12.96	12.96	0.00
38	Toothpaste - Colgate	100 gm	25.85	25.92	0.30
39	Cement - Sankar (Ord.Paper Bag)	each	185.73	184.15	-0.85

Table D

**Percentage variation of retail prices of certain essential commodities for the  
Second Friday of February 2005 & 2006**

Sl. No.	Name of Commodity	Unit	Prices (in Rs.) on		Percentage variation
			Dec-05	Jan-06	
(1)	(2)	(3)	(4)	(5)	(6)
	<b>A. RICE - Open Market</b>				
1	Red - Matta	Kg	13.65	13.72	0.52
2	Red - Chamba	Kg	13.72	13.73	0.07
3	White - Andra Vella	Kg	13.80	14.24	3.16
	<b>B. PULSES</b>				
4	Green gram	Kg	28.54	37.64	31.91
5	Black gram split w/o husk	Kg	28.89	47.00	62.67
6	Dhall(Tur)	Kg	31.88	32.79	2.83
	<b>C. OTHER FOOD ITEMS</b>				
7	Sugar(O.M)	Kg.	18.75	21.93	16.95
8	Milk (Cow's)	Ltr.	14.00	14.93	6.63
9	Egg Hen's (White lagon)	Dozen	20.63	16.85	-18.32
10	Mutton with bones	Kg	141.54	148.85	5.16
11	Tea (Kannan Devan)	1/2 kg	72.29	72.15	-0.18
12	Coffee Powder (Brook Bond Gr.Label)	1/2 kg	68.86	74.15	7.69
	<b>D. OIL AND OIL SEEDS</b>				
13	Coconut oil	Kg	78.48	53.71	-31.56
14	Groundnut oil	Kg	68.59	68.00	-0.87
15	Refined oil (Postman)	Kg.	85.05	79.10	-6.99
16	Gingelly oil	Kg.	69.13	62.59	-9.45
17	Coconut without husk	100 nos	745.00	553.21	-25.74
	<b>E. SPICES AND CONDIMENTS</b>				
18	Corriandar	Kg.	30.26	33.09	9.36
19	Chillies dry	Kg.	40.43	43.36	7.24
20	Onion small	Kg.	12.46	15.68	25.79
21	Tamarind without seeds loose	Kg.	39.21	34.14	-12.93

Table D Contd..

Sl. No.	Name of Commodity	Unit	Prices (in Rs.) on		Percentage Variation
			Dec-05	Jan-06	
(1)	(2)	(3)	(4)	(5)	(6)
	F. TUBERS				
22	Chennai	Kg.	10.86	9.93	-8.55
23	Tapioca Raw	Kg.	6.04	6.43	6.51
24	Potato	Kg.	8.19	13.71	67.39
25	Colocassia	Kg.	12.50	14.07	12.57
	G. VEGETABLES				
26	Onion big	Kg.	7.89	7.79	-1.36
27	Brinjal	Kg.	11.57	14.00	20.99
28	Cucumber	Kg.	8.07	8.00	-0.88
29	Ladies Finger	Kg.	10.43	14.29	36.99
30	Cabbage	Kg.	8.71	11.29	29.51
31	Bittergourd	Kg.	13.21	15.36	16.22
32	Tomatto	Kg.	7.64	8.36	9.35
33	Chillies green	Kg.	12.71	17.29	35.96
34	Banana green	Kg.	10.21	14.93	46.15
35	Plantain green	Kg.	9.82	9.93	1.09
	H. MISCELLANEOUS ITEMS				
36	Washing Soap (501 Half Bar)	1/2 Bar	7.93	8.00	0.90
37	Toilet Soap - Lux	100 gm	12.82	12.96	1.09
38	Toothpaste - Colgate	100 gm	25.00	25.92	3.69
39	Cement - Sankar (Ord.Paper Bag)	each	178.33	184.15	3.26

Table E

Quarterly retail prices of certain essential commodities for the Second Friday for the last one year

Sl. No.	Name of Commodity	Unit	Prices (in Rs.) on				
			Jan-05	Apr-05	Jul-05	Oct-05	Jan-06
(1)	(2)	(3)	(4)	(5)	(6)	(7)	(8)
	<b>A. RICE - Open Market</b>						
1	Red - Matta	Kg	13.65	13.30	13.35	13.46	13.72
2	Red - Chamba	Kg	13.72	13.53	13.53	13.59	13.73
3	White - Andra Vella	Kg	13.80	14.01	13.78	13.94	14.24
	<b>B. PULSES</b>						
4	Green gram	Kg	28.54	33.79	34.79	35.25	37.64
5	Black gram split w/o husk	Kg	28.89	32.16	34.79	43.55	47.00
6	Dhall(Tur)	Kg	31.88	31.60	33.64	34.95	32.79
	<b>C. OTHER FOOD ITEMS</b>						
7	Sugar(O.M)	Kg.	18.75	18.28	19.14	18.86	21.93
8	Milk (Cow's)	Ltr.	14.00	14.93	14.93	14.93	14.93
9	Egg Hen's (White lagon)	Dozen	20.63	15.91	17.29	17.04	16.85
10	Mutton with bones	Kg	141.54	143.93	145.42	146.54	148.85
11	Tea (Kannan Devan)	1/2 kg	72.29	72.14	72.15	72.29	72.15
12	Coffee Powder (Brook Bond Gr.Label)	1/2 kg	68.86	69.64	71.92	72.07	74.15
	<b>D. OIL AND OIL SEEDS</b>						
13	Coconut oil	Kg	78.48	63.95	59.75	54.66	53.71
14	Groundnut oil	Kg	68.59	68.27	68.60	68.85	68.00
15	Refined oil (Postman)	Kg.	85.05	85.35	85.15	84.33	79.10
16	Gingelly oil	Kg.	69.13	67.46	64.38	63.43	62.59
17	Coconut without husk	100 nos	745.00	631.07	594.29	566.43	553.21
	<b>E. SPICES AND CONDIMENTS</b>						
18	Corriandar	Kg.	30.26	30.37	30.14	30.30	33.09
19	Chillies dry	Kg.	40.43	33.50	33.07	41.11	43.36
20	Onion small	Kg.	12.46	12.26	12.29	18.39	15.68
21	Tamarind without seeds loose	Kg.	39.21	37.07	35.43	34.93	34.14

Table E Contd..

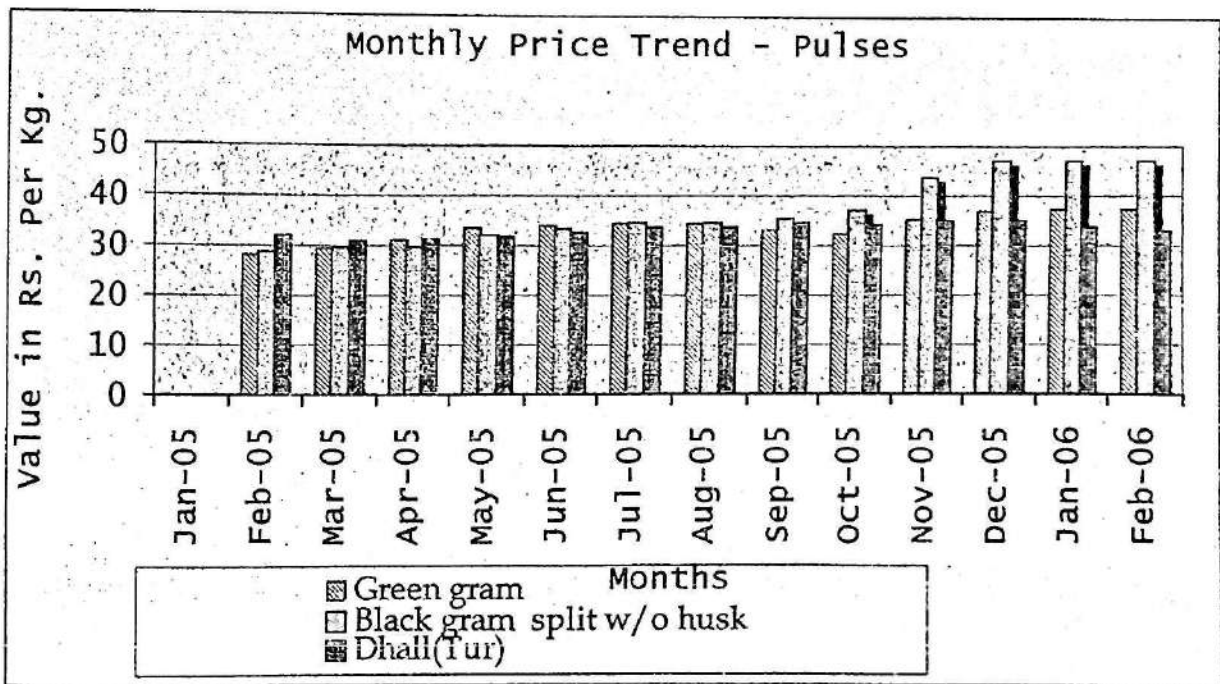
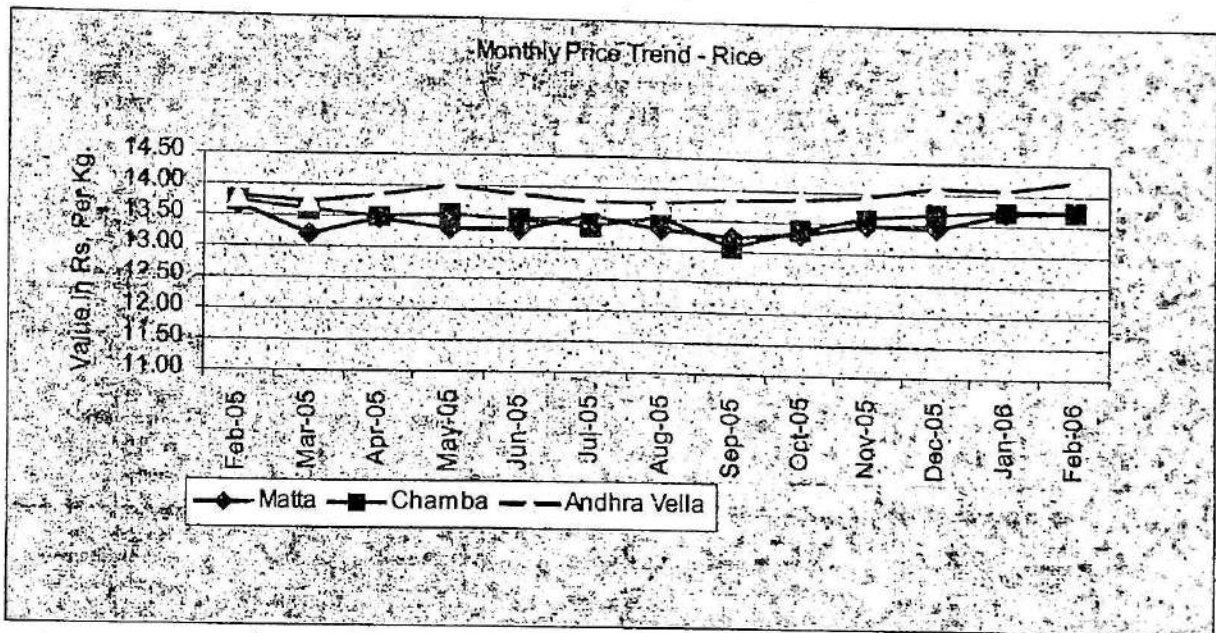
Sl. No.	Name of Commodity	Unit	Prices (in Rs.) on				
			Jan-05	Apr-05	Jul-05	Oct-05	Jan-06
(1)	(2)	(3)	(4)	(5)	(6)	(7)	(8)
	<b>F. TUBERS</b>						
22	Chennai	Kg.	10.86	11.71	10.93	10.07	9.93
23	Tapioca Raw	Kg.	6.04	6.11	6.46	6.43	6.43
24	Potato	Kg.	8.19	10.39	11.86	12.63	13.71
25	Colocassia	Kg.	12.50	15.00	15.38	17.29	14.07
	<b>G. VEGETABLES</b>						
26	Onion big	Kg.	7.89	7.41	9.75	20.59	7.79
27	Brinjal	Kg.	11.57	10.71	11.50	17.93	14.00
28	Cucumber	Kg.	8.07	7.64	9.14	8.43	8.00
29	Ladies Finger	Kg.	10.43	11.00	11.36	13.00	14.29
30	Cabbage	Kg.	8.71	10.43	10.43	11.50	11.29
31	Bittergourd	Kg.	13.21	15.00	18.64	18.93	15.36
32	Tomatto	Kg.	7.64	14.64	11.43	16.93	8.36
33	Chillies green	Kg.	12.71	12.79	14.79	20.14	17.29
34	Banana green	Kg.	10.21	13.07	13.93	14.07	14.93
35	Plantain green	Kg.	9.82	9.50	9.50	10.46	9.93
	<b>H. MISCELLANEOUS ITEMS</b>						
36	Washing Soap (501 Half Bar)	1/2 Bar	7.93	8.00	8.00	7.96	8.00
37	Toilet Soap - Lux	100 gm	12.82	12.82	12.88	12.86	12.96
38	Toothpaste - Colgate	100 gm	25.00	25.00	25.46	25.64	25.92
39	Cement - Sankar (Ord.Paper Bag)	each	178.33	190.42	187.08	184.04	184.15

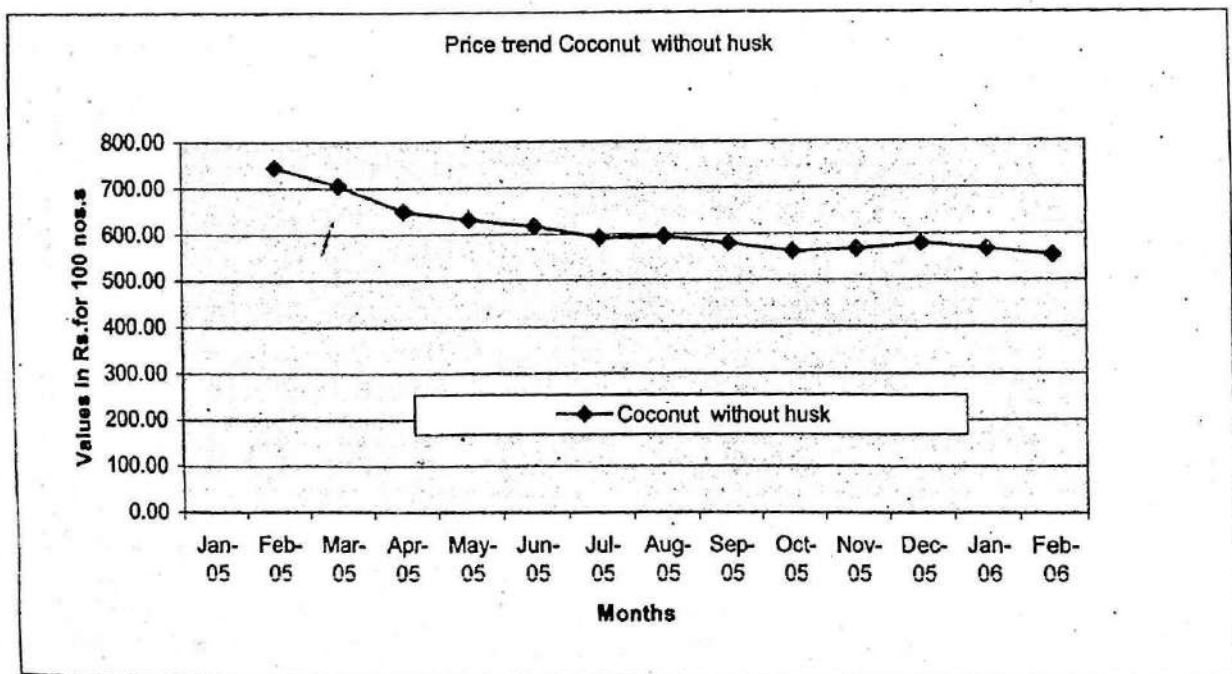
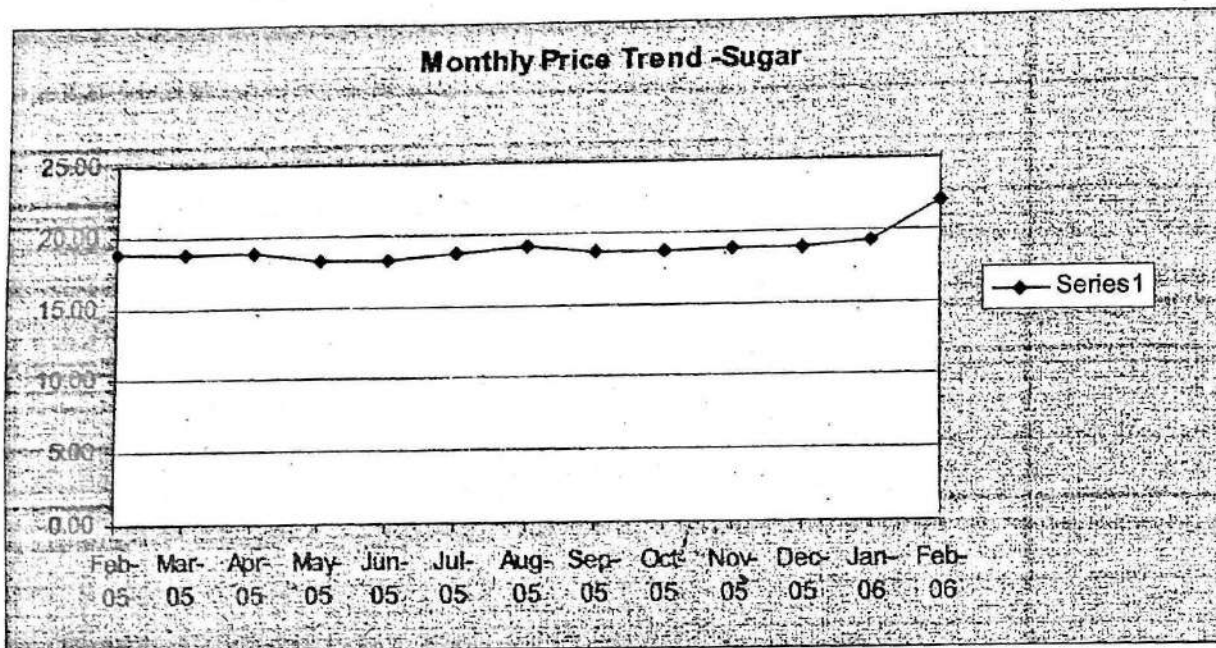
**Table F**  
**Monthly retail prices of certain essential commodities for the last one year**

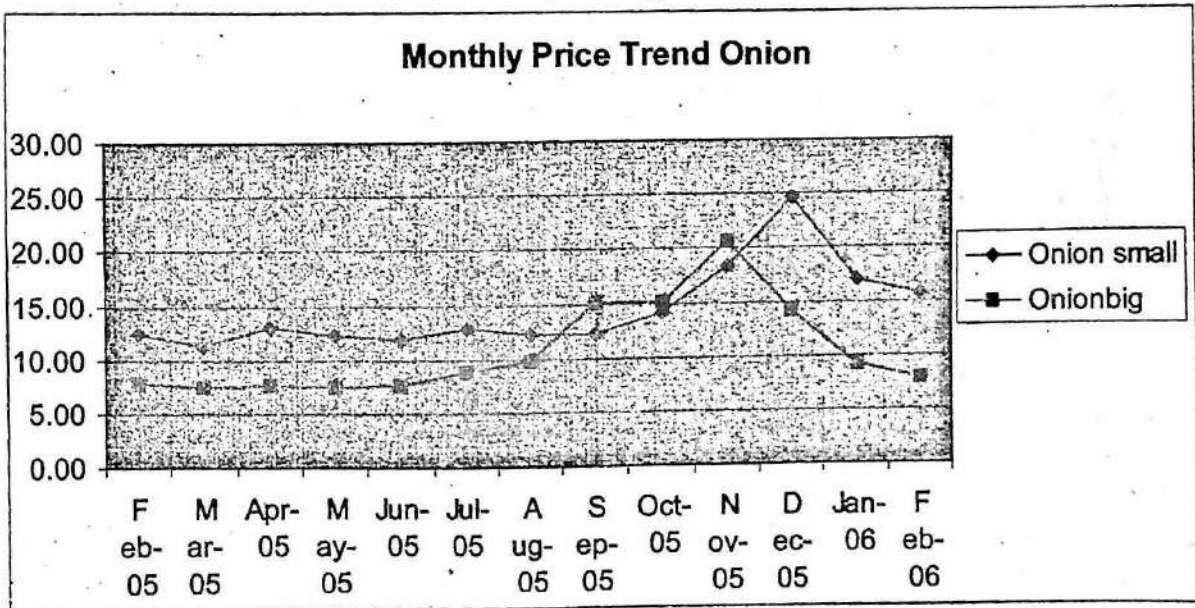
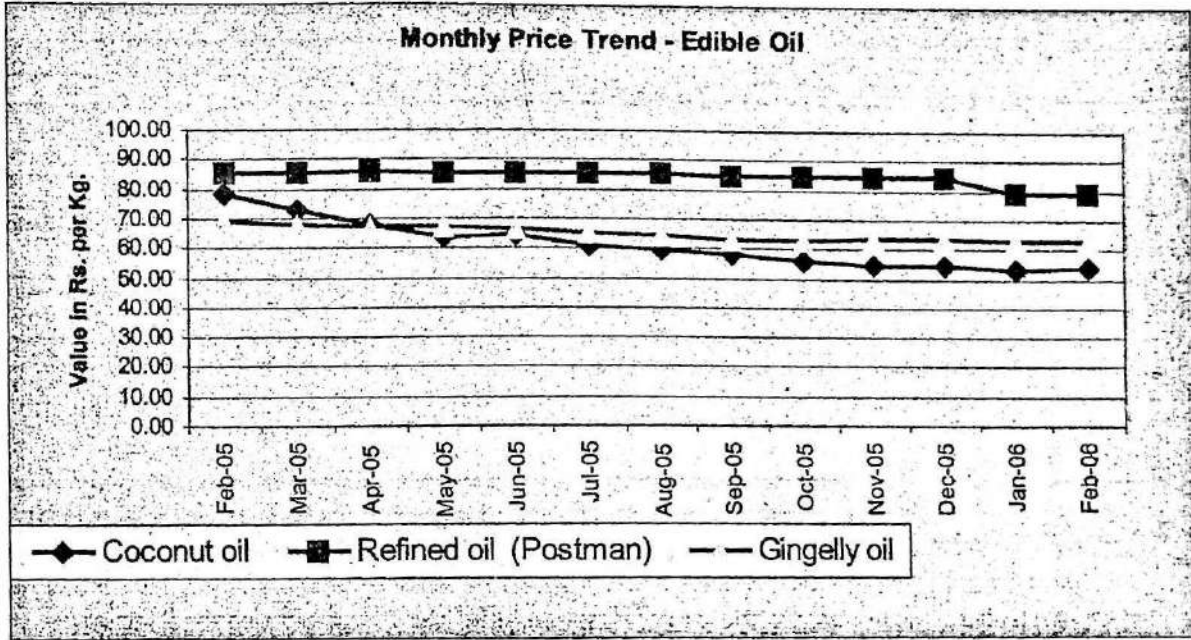
Sl. No.	Name of Commodity	Unit	Retail Prices on the Second Friday of													
			Feb-05 (4)	Mar-05 (5)	Apr-05 (6)	May-05 (7)	Jun-05 (8)	Jul-05 (9)	Aug-05 (10)	Sep-05 (11)	Oct-05 (12)	Nov-05 (13)	Dec-05 (14)	Jan-06 (15)	Feb-06 (16)	
	<b>A. RICE - Open Market</b>															
1	Red - Matta	Kg	13.65	13.21	13.46	13.30	13.30	13.55	13.35	13.23	13.29	13.46	13.44	13.71	13.72	
2	Red - Chamba	Kg	13.72	13.60	13.50	13.53	13.46	13.36	13.53	13.07	13.36	13.59	13.67	13.73	13.73	
3	White - Andra Vella	Kg	13.80	13.73	13.82	14.01	13.87	13.78	13.78	13.82	13.86	13.94	14.11	14.06	14.24	
	<b>B. PULSES</b>															
4	Green gram	Kg	28.54	29.54	31.43	33.79	34.25	34.61	34.79	33.25	32.66	35.25	37.18	37.36	37.64	
5	Black gram split w/o husk	Kg	28.89	29.75	29.48	32.16	33.32	34.68	34.79	35.61	37.07	43.55	47.07	47.14	47.00	
6	Dhall(Tur)	Kg	31.88	30.77	31.25	31.60	32.48	33.77	33.64	34.39	34.11	34.95	35.07	33.64	32.79	
	<b>C. OTHER FOOD ITEMS</b>															
7	Sugar(O.M)	Kg.	18.75	18.77	18.79	18.28	18.24	18.63	19.14	18.75	18.63	18.86	18.83	19.29	21.93	
8	Milk (Cow's)	Ltr.	14.00	14.00	14.00	14.93	14.93	14.93	14.93	14.93	14.93	14.93	14.93	14.93	14.93	
9	Egg Hen's (White lagon)	Dozen	20.63	18.60	16.96	15.91	18.57	18.86	17.29	16.99	16.76	17.04	20.29	19.18	16.85	
10	Mutton with bones	Kg	141.54	142.14	142.50	143.93	144.23	144.23	145.42	144.23	145.77	146.54	146.07	148.08	148.85	
11	Tea (Kannan Devan)	½ kg	72.29	72.32	72.14	72.14	72.21	72.21	72.15	71.93	72.21	72.29	72.36	72.31	72.15	
12	Coffee Powder (Brook Bond Gr.Label)	½ kg	68.86	68.86	69.21	69.64	70.29	70.71	71.92	72.14	71.71	72.07	74.14	74.08	74.15	
	<b>D. OIL AND OIL SEEDS</b>															
13	Coconut oil	Kg	78.48	72.92	68.02	63.95	64.41	60.89	59.75	57.95	56.05	54.66	54.86	53.36	53.71	
14	Groundnut oil	Kg	68.59	68.23	68.90	68.27	68.85	68.10	68.60	68.33	68.60	68.85	68.85	68.50	68.00	
15	Refined oil (Postman)	Kg.	85.05	85.05	85.75	85.35	85.35	85.35	85.15	84.63	84.43	84.33	84.33	79.30	79.10	
16	Gingelly oil	Kg.	69.13	67.88	67.20	67.46	66.52	64.80	64.38	63.07	63.00	63.43	63.52	62.80	62.59	
17	Coconut without husk	100 nos	745.00	705.77	649.29	631.07	616.79	591.43	594.29	579.64	561.43	566.43	579.29	566.79	553.21	

(1)	(2)	(3)	(4)	(5)	(6)	(7)	(8)	(9)	(10)	(11)	(12)	(13)	(14)	(15)	(16)
<b>E. SPICES AND CONDIMENTS</b>															
18	Corriandar	Kg.	30.26	30.40	29.80	30.37	30.44	30.71	30.14	30.23	29.88	30.30	32.02	33.16	33.09
19	Chillies dry	Kg.	40.43	37.69	35.93	33.50	33.07	32.64	33.07	32.59	33.43	41.11	44.79	43.43	43.36
20	Onion small	Kg.	12.46	11.23	13.02	12.26	11.77	12.89	12.29	12.14	14.11	18.39	24.57	17.04	15.68
21	Tamarind without seeds loose	Kg.	39.21	36.77	37.50	37.07	35.71	36.00	35.43	34.57	34.57	34.93	34.50	35.07	34.14
<b>F. TUBERS</b>															
22	Chenai	Kg.	10.86	10.54	11.64	11.71	13.86	13.43	10.93	10.21	10.07	10.07	9.86	9.79	9.93
23	Tapioca Raw	Kg.	6.04	6.08	6.04	6.11	6.14	6.11	6.46	6.43	6.39	6.43	6.50	6.57	6.43
24	Potato	Kg.	8.19	8.15	10.21	10.39	11.89	12.46	11.86	10.43	10.51	12.63	14.80	16.86	13.71
25	Colocassia	Kg.	12.50	12.85	14.29	15.00	15.50	16.00	15.38	18.71	16.43	17.29	16.64	15.14	14.07
<b>G. VEGETABLES</b>															
26	Onion big	Kg.	7.89	7.52	7.66	7.41	7.61	8.77	9.75	15.06	15.14	20.59	14.23	9.18	7.79
27	Brinjal	Kg.	11.57	9.69	11.50	10.71	10.21	10.14	11.50	11.86	11.00	17.93	16.64	14.00	14.00
28	Cucumber	Kg.	8.07	6.69	7.00	7.64	8.57	7.64	9.14	9.36	8.36	8.43	9.93	9.86	8.00
29	Ladies Finger	Kg.	10.43	8.46	12.21	11.00	12.79	12.36	11.36	11.00	11.29	13.00	13.93	14.79	14.29
30	Cabbage	Kg.	8.71	8.38	8.36	10.43	11.71	11.36	10.43	9.86	10.07	11.50	12.57	12.36	11.29
31	Bittergourd	Kg.	13.21	12.31	15.29	15.00	17.57	17.21	18.64	17.71	17.43	18.93	18.86	16.36	15.36
32	Tomatto	Kg.	7.64	9.08	13.36	14.64	8.14	13.50	11.43	13.43	15.43	16.93	12.18	11.00	8.36
33	Chillies green	Kg.	12.71	11.23	14.21	12.79	17.14	20.14	14.79	15.93	13.86	20.14	18.43	17.14	17.29
34	Banana green	Kg.	10.21	9.00	12.11	13.07	16.14	13.21	13.93	20.36	15.64	14.07	12.57	15.36	14.93
35	Plantain green	Kg.	9.82	9.77	9.79	9.50	9.79	9.71	9.50	10.43	10.00	10.46	9.71	9.86	9.93
<b>H. MISCELLANEOUS ITEMS</b>															
36	Washing Soap (501 Half Bar)	1/2 Bar	7.93	8.00	8.00	8.00	8.00	8.00	8.00	7.96	7.96	7.96	8.00	8.00	8.00
37	Toilet Soap - Lux	100 gm	12.82	12.82	12.75	12.82	12.82	12.82	12.88	12.86	12.86	12.86	12.93	12.96	12.96
38	Toothpaste - Colgate	100 gm	25.00	25.00	25.00	25.00	25.29	25.36	25.46	25.43	25.50	25.64	25.86	25.85	25.92
39	Cement - Sankar (Ord.Paper Bag)	each	178.33	181.96	193.12	190.42	190.58	189.77	187.08	186.00	184.50	184.04	182.08	185.73	184.15









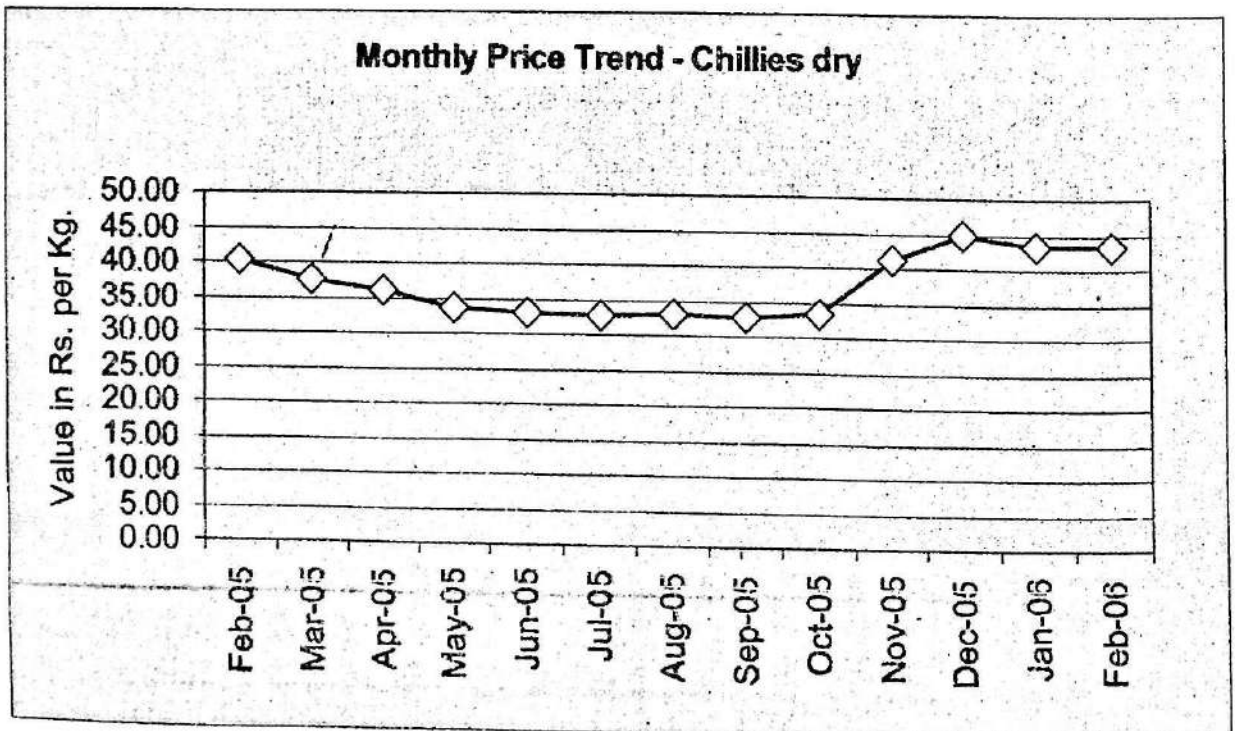
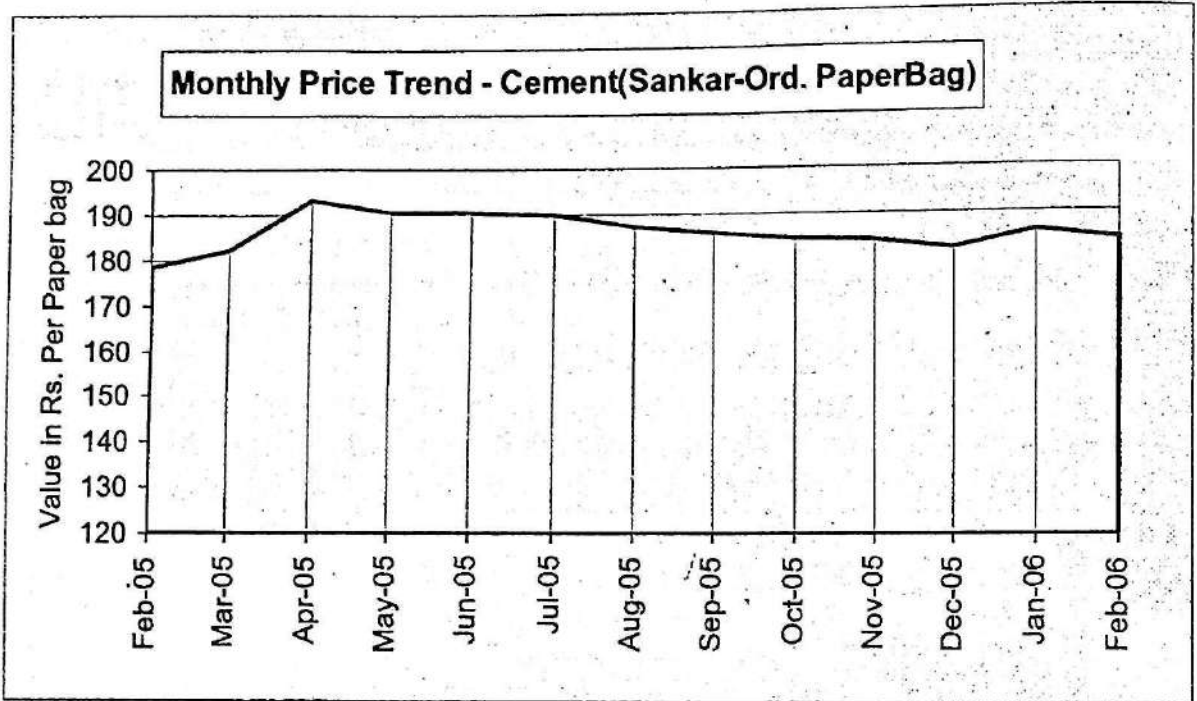


Table A

Comparative statement of Retail Prices of essential commodities prevailed in  
Tamilnadu and Kerala on 15/03/2006

(Rs/Kg.

Sl.No.	Commodity	Coimbatore	Palakkad	Nagarcoil	Thiruvananthapuram
1	Boiled Rice (Fine)	12.00	12.50*	12.50	15.00*
2	Boiled Rice (Common)	12.00	12.00**	11.00	16.50**
3	Raw Rice (Fine)	12.00	NT	12.00	NT
4	Raw Rice (Common)	NT	NT	11.00	NT
5	Redgram dhall	28.00	NT	35.00	NT
6	Blackgram dhall	42.00	46.00	45.00	45.75
7	Greengram dhall	40.00	42.00	38.00	44.00
8	Bengalgram dhall	28.00	NT	32.00	NT
9	Groundnut Oil (ordinary)	50.00	53.00	56.00	58.00
10	Coconut Oil (Ordinary)	60.00	60.00	56.00	56.00
11	Gingilly Oil (Ordinary)	55.00	58.00	56.00	64.00
12	Dry Chillies (Ramnad mund)	26.00	40.00	38.00	44.00
13	Tamarind (medium)	36.00	28.00***	22.00	38.00***
14	Wheat (white)	13.00	NT	11.50	NT
15	Sugar	19.50	20.50	20.50	21.00
16	Pototo (medium)	10.00	10.00	12.00	11.00
17	Onion (II sort)	6.00	7.00	8.00	7.50
18	Onion (Smbar/kar)	10.00	11.00	15.00	16.50
19	Salt (Ordinary)	2.50	2.50	2.00	3.50

\* Rice(Red) Matta

\*\* Rice(White)Andhra Vella

\*\*\*Tamarind w/o seeds loose

Table B

Comparative statement of Retail Prices of essential commodities prevailed in  
Tamilnadu and Kerala on 31/03/2006

(Rs/Kg.)

Sl.No.	Commodity	Coimbatore	Palakkad	Nagarcoil	Thiruvananthapuram
1	Boiled Rice (Fine)	12.00	12.50*	12.00	14.50*
2	Boiled Rice (Common)	10.50	12.00**	10.50	15.00**
3	Raw Rice (Fine)	11.50	NT	11.50	NT
4	Raw Rice (Common)	10.50	NT	10.50	NT
5	Redgram dhall	34.00	NT	34.00	NT
6	Blackgram dhall	47.00	48.00	47.00	57.00
7	Greengram dhall	39.00	42.00	39.00	42.00
8	Bengalgram dhall	30.00	NT	30.00	NT
9	Groundnut Oil (ordinary)	56.00	55.00	56.00	58.00
10	Coconut Oil (Ordinary)	54.00	55.00	54.00	55.00
11	Gingilly Oil (Ordinary)	56.00	65.00	56.00	64.00
12	Dry Chillies (Ramnad mund)	26.00	50.00	38.00	46.00
13	Tamarind (medium)	36.00	20.00***	26.00	***30.00
14	Wheat (white)	11.50	NT	11.50	NT
15	Sugar	20.50	20.00	20.50	21.00
16	Pototo (medium)	12.00	9.00	12.00	12.00
17	Onion (II sort)	7.00	7.00	7.00	7.25
18	Onion (Smbar/kar)	10.00	12.00	13.00	15.00
19	Salt (Ordinary)	2.50	2.50	2.00	3.50

\* Rice(Red) Matta

\*\* Rice(White)Andhra Vella

\*\*\*Tamarind w/o seeds loose

**Table C**  
**Percentage variation of retail prices of certain essential commodities for the**  
**Second Friday of February 2006 & March 2006**

Sl. No.	Name of Commodity	Unit	Prices (in Rs.) on		Percentage Variation
			Feb-06	Mar-06	
(1)	(2)	(3)	(4)	(5)	(6)
	<b>A. RICE - Open Market</b>				
1	Red - Matta	Kg	13.72	13.82	0.68
2	Red - Chamba	Kg	13.73	13.85	0.89
3	White - Andra Vella	Kg	14.24	14.64	2.84
	<b>B. PULSES</b>				
4	Green gram	Kg	37.64	39.35	4.52
5	Black gram split w/o husk	Kg	47.00	47.87	1.84
6	Dhall(Tur)	Kg	32.79	32.62	-0.52
	<b>C. OTHER FOOD ITEMS</b>				
7	Sugar(O.M)	Kg.	21.93	20.38	-7.09
8	Milk (Cow's)	Ltr.	14.93	14.92	-0.04
9	Egg Hen's (White lagon)	Dozen	16.85	12.59	-25.27
10	Mutton with bones	Kg	148.85	149.62	0.52
11	Tea (Kannan Devan)	1/2 kg	72.15	72.15	0.00
12	Coffee Powder (Brook Bond Gr.Label)	1/2 kg	74.15	74.54	0.52
	<b>D. OIL AND OIL SEEDS</b>				
13	Coconut oil	Kg	53.71	53.77	0.10
14	Groundnut oil	Kg	68.00	69.64	2.41
15	Refined oil (Postman)	Kg.	79.10	81.20	2.66
16	Gingelly oil	Kg.	62.59	62.71	0.20
17	Coconut without husk	100 nos	553.21	548.85	-0.79
	<b>E. SPICES AND CONDIMENTS</b>				
18	Corriandar	Kg.	33.09	33.15	0.20
19	Chillies dry	Kg.	43.36	45.38	4.68
20	Onion small	Kg.	15.68	15.27	-2.61
21	Tamarind without seeds loose	Kg.	34.14	35.23	3.19

Table C Contd..

Sl. No.	Name of Commodity	Unit	Prices (in Rs.) on		Percentage Variation
			Feb-06	Mar-06	
(1)	(2)	(3)	(4)	(5)	(6)
	<b>F. TUBERS</b>				
22	Chennai	Kg.	9.93	10.31	3.82
23	Tapioca Raw	Kg.	6.43	6.50	1.11
24	Potato	Kg.	13.71	12.38	-9.70
25	Colocassia	Kg.	14.07	13.85	-1.60
	<b>G. VEGETABLES</b>				
26	Onion big	Kg.	7.79	6.96	-10.59
27	Brinjal	Kg.	14.00	11.08	-20.88
28	Cucumber	Kg.	8.00	7.08	-11.54
29	Ladies Finger	Kg.	14.29	9.92	-30.54
30	Cabbage	Kg.	11.29	9.62	-14.80
31	Bittergourd	Kg.	15.36	13.85	-9.84
32	Tomatto	Kg.	8.36	7.23	-13.48
33	Chillies green	Kg.	17.29	14.08	-18.53
34	Banana green	Kg.	14.93	14.92	-0.04
35	Plantain green	Kg.	9.93	9.85	-0.83
	<b>H. MISCELLANEOUS ITEMS</b>				
36	Washing Soap (501 Half Bar)	1/2 Bar	8.00	8.00	0.00
37	Toilet Soap - Lux	100 gm	12.96	12.96	0.00
38	Toothpaste - Colgate	100 gm	25.92	25.92	0.00
39	Cement - Sankar (Ord.Paper Bag)	each	184.15	182.08	-1.13



Table D

Percentage variation of retail prices of certain essential commodities for the  
Second Friday of March 2005 & 2006

Sl. No.	Name of Commodity	Unit	Prices (in Rs.) on		Percentage variation
			(4)	(5)	
(1)	(2)	(3)	(4)	(5)	(6)
	A. RICE - Open Market				
1	Red - Matta	Kg	13.21	13.82	4.57
2	Red - Chamba	Kg	13.60	13.85	1.84
3	White - Andra Vella	Kg	13.73	14.64	6.67
	B. PULSES				
4	Green gram	Kg	29.54	39.35	33.20
5	Black gram split w/o husk	Kg	29.75	47.87	60.91
6	Dhall(Tur)	Kg	30.77	32.62	6.01
	C. OTHER FOOD ITEMS				
7	Sugar(O.M)	Kg.	18.77	20.38	8.59
8	Milk (Cow's)	Ltr.	14.00	14.92	6.59
9	Egg Hen's (White lagon)	Dozen	18.60	12.59	-32.30
10	Mutton with bones	Kg	142.14	149.62	5.26
11	Tea (Kannan Devan)	1/2 kg	72.32	72.15	-0.23
12	Coffee Powder (Brook Bond Gr.Label)	1/2 kg	68.86	74.54	8.25
	D. OIL AND OIL SEEDS				
13	Coconut oil	Kg	72.92	53.77	-26.27
14	Groundnut oil	Kg	68.23	69.64	2.07
15	Refined oil (Postman)	Kg.	85.05	81.20	-4.52
16	Gingelly oil	Kg.	67.88	62.71	-7.62
17	Coconut without husk	100 nos	705.77	548.85	-22.23
	E. SPICES AND CONDIMENTS				
18	Corriandar	Kg.	30.40	33.15	9.06
19	Chillies dry	Kg.	37.69	45.38	20.41
20	Onion small	Kg.	11.23	15.27	35.96
21	Tamarind without seeds loose	Kg.	36.77	35.23	-4.18

Table D Contd..

Sl. No.	Name of Commodity	Unit	Prices (in Rs.) on		Percentage Variation
			Dec-05	Jan-06	
(1)	(2)	(3)	(4)	(5)	(6)
	<b>F. TUBERS</b>				
22	Chennai	Kg.	10.54	10.31	-2.19
23	Tapioca Raw	Kg.	6.08	6.50	6.96
24	Potato	Kg.	8.15	12.38	51.89
25	Colocassia	Kg.	12.85	13.85	7.78
	<b>G. VEGETABLES</b>				
26	Onion big	Kg.	7.52	6.96	-7.46
27	Brinjal	Kg.	9.69	11.08	14.29
28	Cucumber	Kg.	6.69	7.08	5.75
29	Ladies Finger	Kg.	8.46	9.92	17.27
30	Cabbage	Kg.	8.38	9.62	14.68
31	Bittergourd	Kg.	12.31	13.85	12.50
32	Tomatto	Kg.	9.08	7.23	-20.34
33	Chillies green	Kg.	11.23	14.08	25.40
34	Banana green	Kg.	9.00	14.92	65.81
35	Plantain green	Kg.	9.77	9.85	0.79
	<b>H. MISCELLANEOUS ITEMS</b>				
36	Washing Soap (501 Half Bar)	1/2 Bar	8.00	8.00	0.00
37	Toilet Soap - Lux	100 gm	12.82	12.96	1.09
38	Toothpaste - Colgate	100 gm	25.00	25.92	3.69
39	Cement - Sankar (Ord.Paper Bag)	each	181.96	182.08	0.06

Table E

Quarterly retail prices of certain essential commodities for the Second Friday for the last one year

Sl. No.	Name of Commodity	Unit	Prices (in Rs.) on				
			Mar-05	Jun-05	Sep-05	Dec-05	Mar-06
(1)	(2)	(3)	(4)	(5)	(6)	(7)	(8)
<b>A. RICE - Open Market</b>							
1	Red - Matta	Kg	13.21	13.30	13.23	13.44	13.82
2	Red - Chamba	Kg	13.60	13.46	13.07	13.67	13.85
3	White - Andra Vella	Kg	13.73	13.87	13.82	14.11	14.64
<b>B. PULSES</b>							
4	Green gram	Kg	29.54	34.25	33.25	37.18	39.35
5	Black gram split w/o husk	Kg	29.75	33.32	35.61	47.07	47.87
6	Dhall(Tur)	Kg	30.77	32.48	34.39	35.07	32.62
<b>C. OTHER FOOD ITEMS</b>							
7	Sugar(O.M)	Kg.	18.77	18.24	18.75	18.83	20.38
8	Milk (Cow's)	Ltr.	14.00	14.93	14.93	14.93	14.92
9	Egg Hen's (White lagon)	Dozen	18.60	18.57	16.99	20.29	12.59
10	Mutton with bones	Kg	142.14	144.23	144.23	146.07	149.62
11	Tea (Kannan Devan)	1/2 kg	72.32	72.21	71.93	72.36	72.15
12	Coffee Powder (Brook Bond Gr.Label)	1/2 kg	68.86	70.29	72.14	74.14	74.54
<b>D. OIL AND OIL SEEDS</b>							
13	Coconut oil	Kg	72.92	64.41	57.95	54.86	53.77
14	Groundnut oil	Kg	68.23	68.85	68.33	68.85	69.64
15	Refined oil (Postman)	Kg.	85.05	85.35	84.63	84.33	81.20
16	Gingelly oil	Kg.	67.88	66.52	63.07	63.52	62.71
17	Coconut without husk	100 nos	705.77	616.79	579.64	579.29	548.85
<b>E. SPICES AND CONDIMENTS</b>							
18	Corriandar	Kg.	30.40	30.44	30.23	32.02	33.15
19	Chillies dry	Kg.	37.69	33.07	32.59	44.79	45.38
20	Onion small	Kg.	11.23	11.77	12.14	24.57	15.27
21	Tamarind without seeds loose	Kg.	36.77	35.71	34.57	34.50	35.23

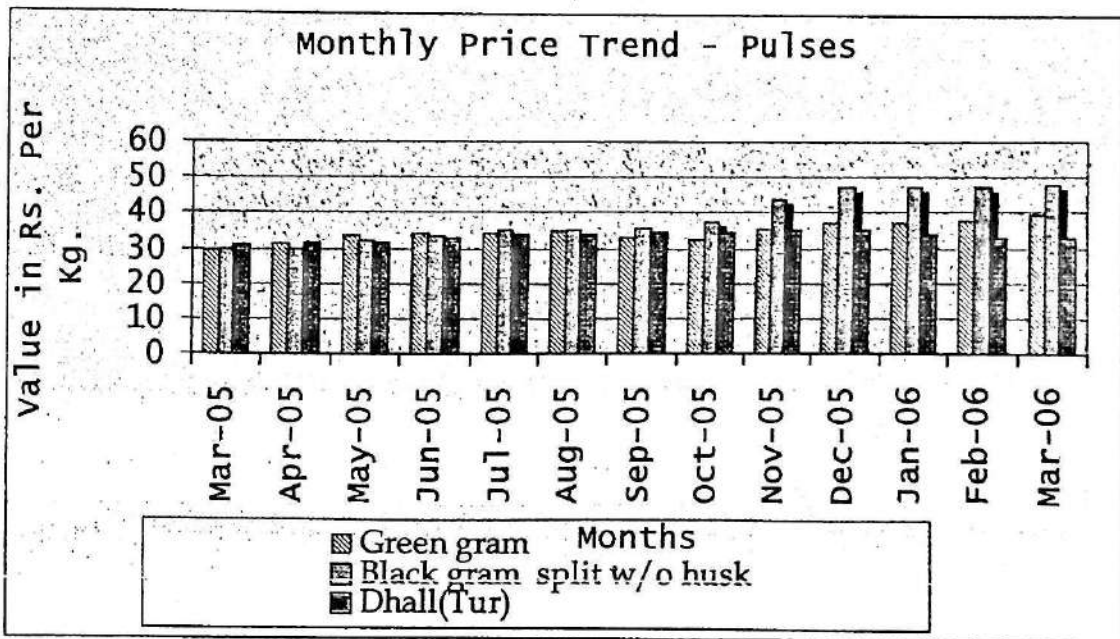
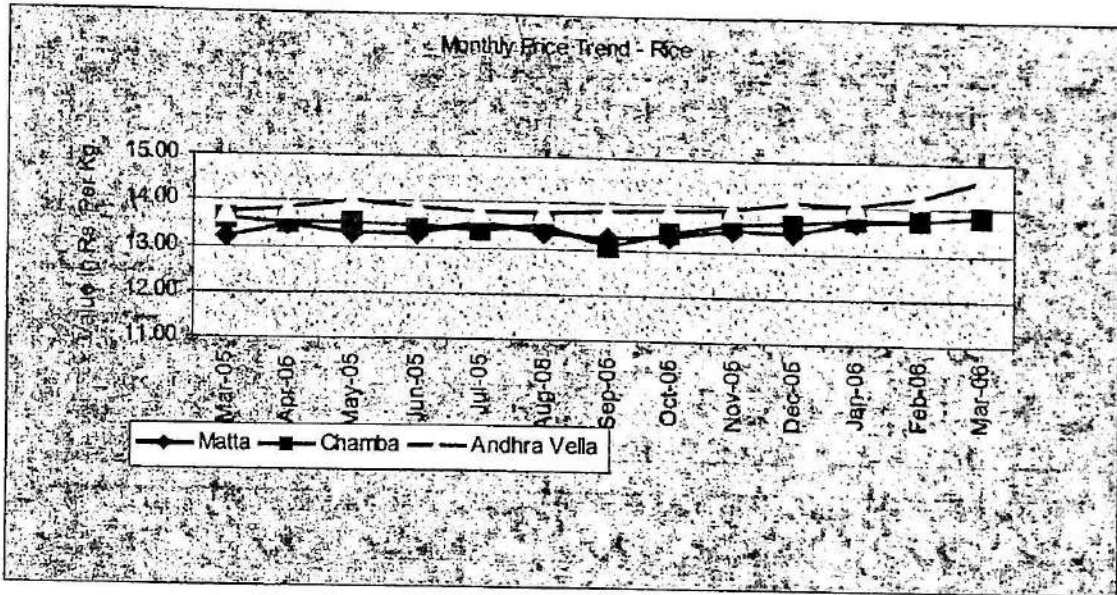
Table E Contd..

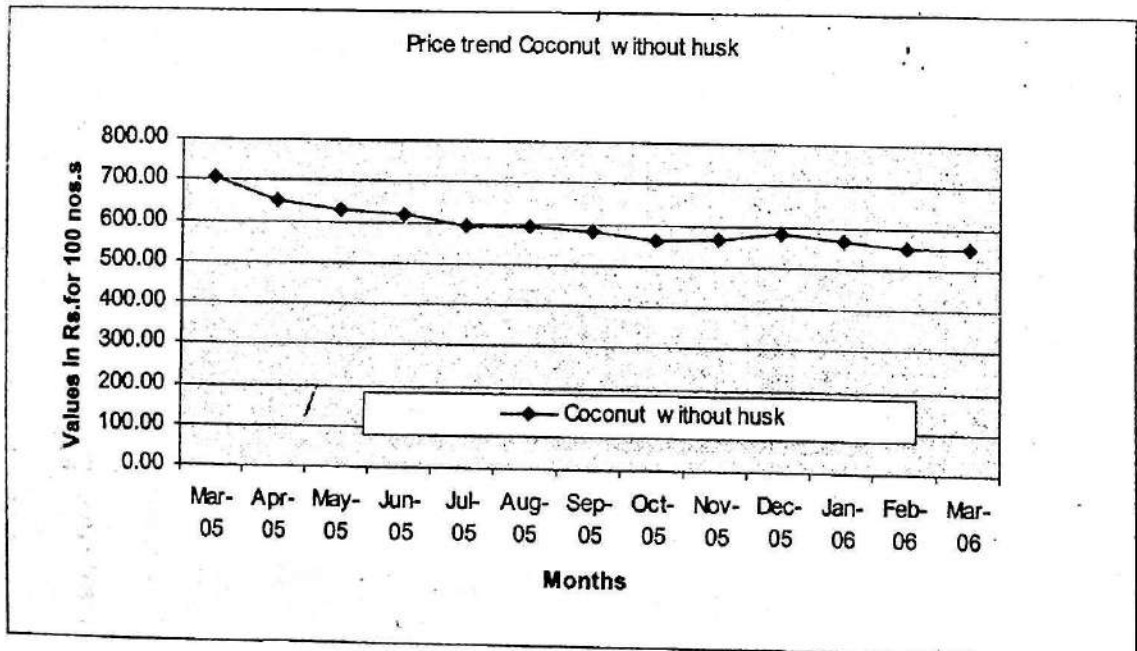
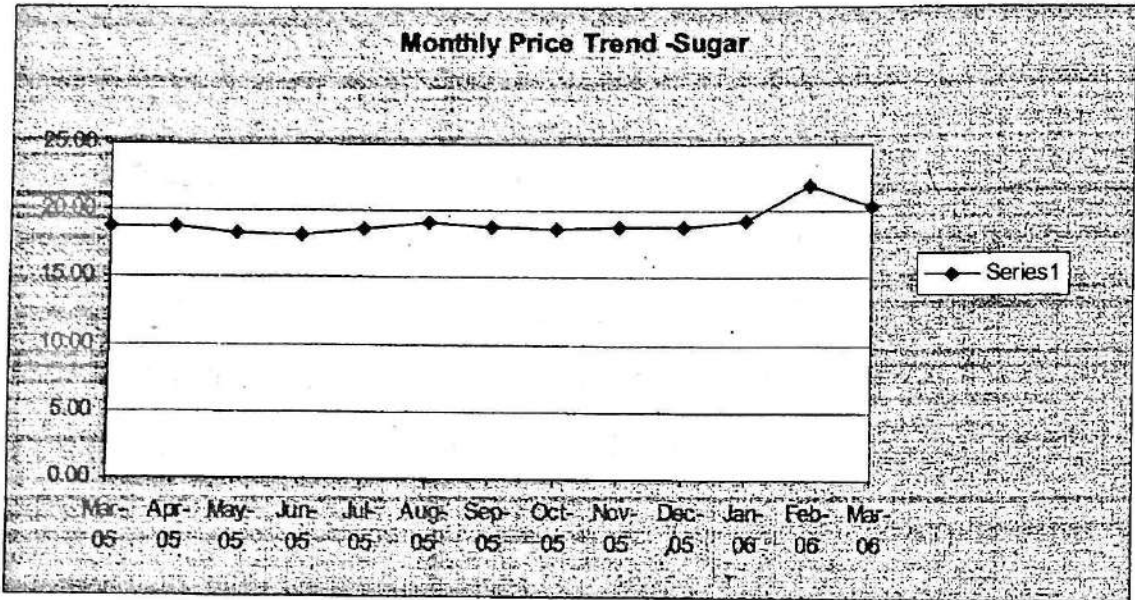
Sl. No.	Name of Commodity	Unit	Prices (in Rs.) on				
			Mar-05	Jun-05	Sep-05	Dec-05	Mar-06
(1)	(2)	(3)	(4)	(5)	(6)	(7)	(8)
<b>F. TUBERS</b>							
22	Chennai	Kg.	10.54	13.86	10.21	9.86	10.31
23	Tapioca Raw	Kg.	6.08	6.14	6.43	6.50	6.50
24	Potato	Kg.	8.15	11.89	10.43	14.80	12.38
25	Colocassia	Kg.	12.85	15.50	18.71	16.64	13.85
<b>G. VEGETABLES</b>							
26	Onion big	Kg.	7.52	7.61	15.06	14.23	6.96
27	Brinjal	Kg.	9.69	10.21	11.86	16.64	11.08
28	Cucumber	Kg.	6.69	8.57	9.36	9.93	7.08
29	Ladies Finger	Kg.	8.46	12.79	11.00	13.93	9.92
30	Cabbage	Kg.	8.38	11.71	9.86	12.57	9.62
31	Bittergourd	Kg.	12.31	17.57	17.71	18.86	13.85
32	Tomatto	Kg.	9.08	8.14	13.43	12.18	7.23
33	Chillies green	Kg.	11.23	17.14	15.93	18.43	14.08
34	Banana green	Kg.	9.00	16.14	20.36	12.57	14.92
35	Plantain green	Kg.	9.77	9.79	10.43	9.71	9.85
<b>H. MISCELLANEOUS ITEMS</b>							
36	Washing Soap (501 Half Bar)	1/2 Bar	8.00	8.00	7.96	8.00	8.00
37	Toilet Soap - Lux	100 gm	12.82	12.82	12.86	12.93	12.96
38	Toothpaste - Colgate	100 gm	25.00	25.29	25.43	25.86	25.92
39	Cement - Sankar (Ord.Paper Bag)	each	181.96	190.58	186.00	182.08	182.08

**Table F**  
**Monthly retail prices of certain essential commodities for the last one year**

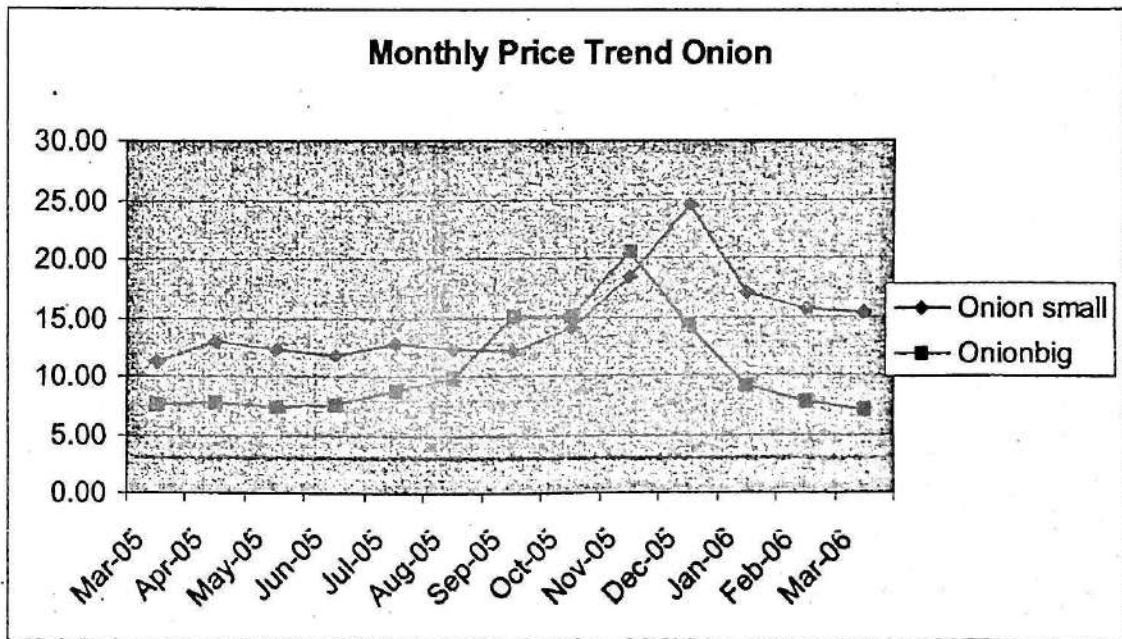
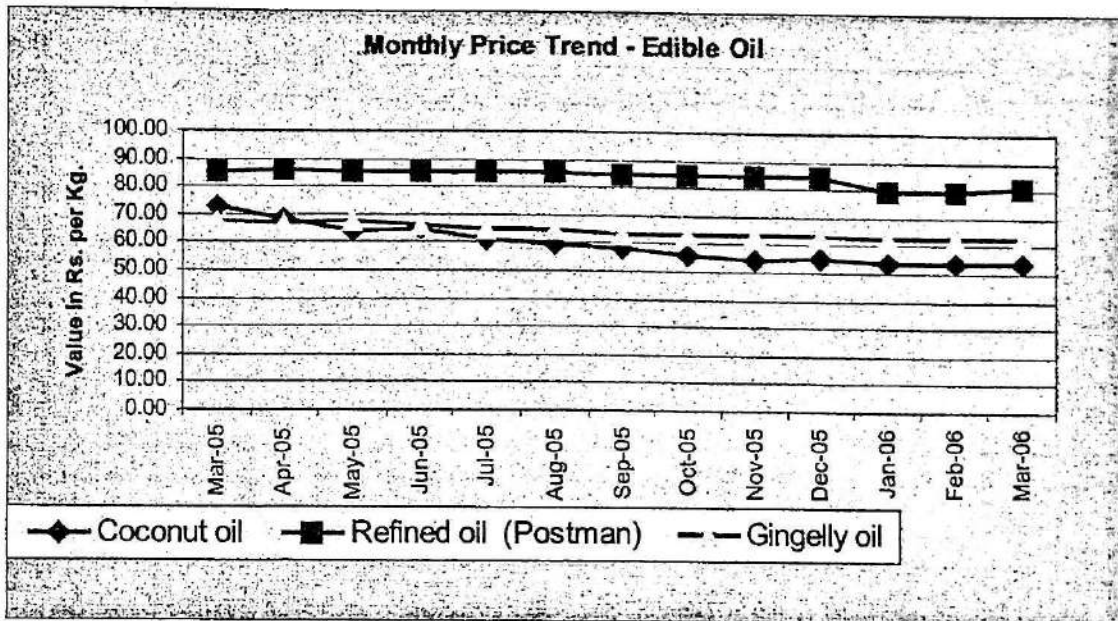
Sl. No.	Name of Commodity	Unit	Retail Prices on the Second Friday of												
			Feb-05	Mar-05	Apr-05	May-05	Jun-05	Jul-05	Aug-05	Sep-05	Oct-05	Nov-05	Dec-05	Jan-06	Feb-06
(1)	(2)	(3)	(4)	(5)	(6)	(7)	(8)	(9)	(10)	(11)	(12)	(13)	(14)	(15)	(16)
<b>A. RICE - Open Market</b>															
1	Red - Matta	Kg	13.82	13.21	13.46	13.30	13.30	13.55	13.35	13.23	13.29	13.46	13.44	13.71	13.72
2	Red - Chamba	Kg	13.85	13.60	13.50	13.53	13.46	13.36	13.53	13.07	13.36	13.59	13.67	13.73	13.73
3	White - Andra Vella	Kg	14.64	13.73	13.82	14.01	13.87	13.78	13.78	13.82	13.86	13.94	14.11	14.06	14.24
<b>B. PULSES</b>															
4	Green gram	Kg	39.35	29.54	31.43	33.79	34.25	34.61	34.79	33.25	32.66	35.25	37.18	37.36	37.64
5	Black gram split w/o husk	Kg	47.87	29.75	29.48	32.16	33.32	34.68	34.79	35.61	37.07	43.55	47.07	47.14	47.00
6	Dhall(Tur)	Kg	32.62	30.77	31.25	31.60	32.48	33.77	33.64	34.39	34.11	34.95	35.07	33.64	32.79
<b>C. OTHER FOOD ITEMS</b>															
7	Sugar(O.M)	Kg.	20.38	18.77	18.79	18.28	18.24	18.63	19.14	18.75	18.63	18.86	18.83	19.29	21.93
8	Milk (Cow's)	Ltr.	14.92	14.00	14.00	14.93	14.93	14.93	14.93	14.93	14.93	14.93	14.93	14.93	14.93
9	Egg Hen's (White lagon)	Dozen	12.59	18.60	16.96	15.91	18.57	18.86	17.29	16.99	16.76	17.04	20.29	19.18	16.85
10	Mutton with bones	Kg	149.62	142.14	142.50	143.93	144.23	144.23	145.42	144.23	145.77	146.54	146.07	148.08	148.85
11	Tea (Kannan Devan)	½ kg	72.15	72.32	72.14	72.14	72.21	72.21	72.15	71.93	72.21	72.29	72.36	72.31	72.15
12	Coffee Powder (Brook Bond Gr.Label)	½ kg	74.54	68.86	69.21	69.64	70.29	70.71	71.92	72.14	71.71	72.07	74.14	74.08	74.15
<b>D. OIL AND OIL SEEDS</b>															
13	Coconut oil	Kg	53.77	72.92	68.02	63.95	64.41	60.89	59.75	57.95	56.05	54.66	54.86	53.36	53.71
14	Groundnut oil	Kg	69.64	68.23	68.90	68.27	68.85	68.10	68.60	68.33	68.60	68.85	68.85	68.50	68.00
15	Refined oil (Postman)	Kg.	81.20	85.05	85.75	85.35	85.35	85.35	85.15	84.63	84.43	84.33	84.33	79.30	79.10
16	Gingelly oil	Kg.	62.71	67.88	67.20	67.46	66.52	64.80	64.38	63.07	63.00	63.43	63.52	62.80	62.59
17	Coconut without husk	100 nos	548.85	705.77	649.29	631.07	616.79	591.43	594.29	579.64	561.43	566.43	579.29	566.79	553.21

(1)	(2)	(3)	(4)	(5)	(6)	(7)	(8)	(9)	(10)	(11)	(12)	(13)	(14)	(15)	(16)
<b>E. SPICES AND CONDIMENTS</b>															
18	Corriandar	Kg.	33.15	30.40	29.80	30.37	30.44	30.71	30.14	30.23	29.88	30.30	32.02	33.16	33.09
19	Chillies dry	Kg.	45.38	37.69	35.93	33.50	33.07	32.64	33.07	32.59	33.43	41.11	44.79	43.43	43.36
20	Onion small	Kg.	15.27	11.23	13.02	12.26	11.77	12.89	12.29	12.14	14.11	18.39	24.57	17.04	15.68
21	Tamarind without seeds loose	Kg.	35.23	36.77	37.50	37.07	35.71	36.00	35.43	34.57	34.57	34.93	34.50	35.07	34.14
<b>F. TUBERS</b>															
22	Chennai	Kg.	40.31	10.54	11.64	11.71	13.86	13.43	10.93	10.21	10.07	10.07	9.86	9.79	9.93
23	Tapioca Raw	Kg.	6.50	6.08	6.04	6.11	6.14	6.11	6.46	6.43	6.39	6.43	6.50	6.57	6.43
24	Potato	Kg.	12.38	8.15	10.21	10.39	11.89	12.46	11.86	10.43	10.51	12.63	14.80	16.86	13.71
25	Colocassia	Kg.	13.85	12.85	14.29	15.00	15.50	16.00	15.38	18.71	16.43	17.29	16.64	15.14	14.07
<b>G. VEGETABLES</b>															
26	Onion big	Kg.	6.96	7.52	7.66	7.41	7.61	8.77	9.75	15.06	15.14	20.59	14.23	9.18	7.79
27	Brinjal	Kg.	11.08	9.69	11.50	10.71	10.21	10.14	11.50	11.86	11.00	17.93	16.64	14.00	14.00
28	Cucumber	Kg.	7.08	6.69	7.00	7.64	8.57	7.64	9.14	9.36	8.36	8.43	9.93	9.86	8.00
29	Ladies Finger	Kg.	9.92	8.46	12.21	11.00	12.79	12.36	11.36	11.00	11.29	13.00	13.93	14.79	14.29
30	Cabbage	Kg.	9.92	8.38	8.36	10.43	11.71	11.36	10.43	9.86	10.07	11.50	12.57	12.36	11.29
31	Bittergourd	Kg.	13.85	12.31	15.29	15.00	17.57	17.21	18.64	17.71	17.43	18.93	18.86	16.36	15.36
32	Tomatto	Kg.	7.23	9.08	13.36	14.64	8.14	13.50	11.43	13.43	15.43	16.93	12.18	11.00	8.36
33	Chillies green	Kg.	14.08	11.23	14.21	12.79	17.14	20.14	14.79	15.93	13.86	20.14	18.43	17.14	17.29
34	Banana green	Kg.	14.92	9.00	12.11	13.07	16.14	13.21	13.93	20.36	15.64	14.07	12.57	15.36	14.93
35	Plantain green	Kg.	9.85	9.77	9.79	9.50	9.79	9.71	9.50	10.43	10.00	10.46	9.71	9.86	9.93
<b>H. MISCELLANEOUS ITEMS</b>															
36	Washing Soap (501 Half Bar)	1/2 Bar	8.00	8.00	8.00	8.00	8.00	8.00	8.00	7.96	7.96	7.96	8.00	8.00	8.00
37	Toilet Soap - Lux	100 gm	12.96	12.82	12.75	12.82	12.82	12.82	12.88	12.86	12.86	12.86	12.93	12.96	12.96
38	Toothpaste - Colgate	100 gm	25.92	25.00	25.00	25.00	25.29	25.36	25.46	25.43	25.50	25.64	25.86	25.85	25.92
39	Cement - Sankar (Ord.Paper Bag)	each	182.08	181.96	193.12	190.42	190.58	189.77	187.08	186.00	184.50	184.04	182.08	185.73	184.15









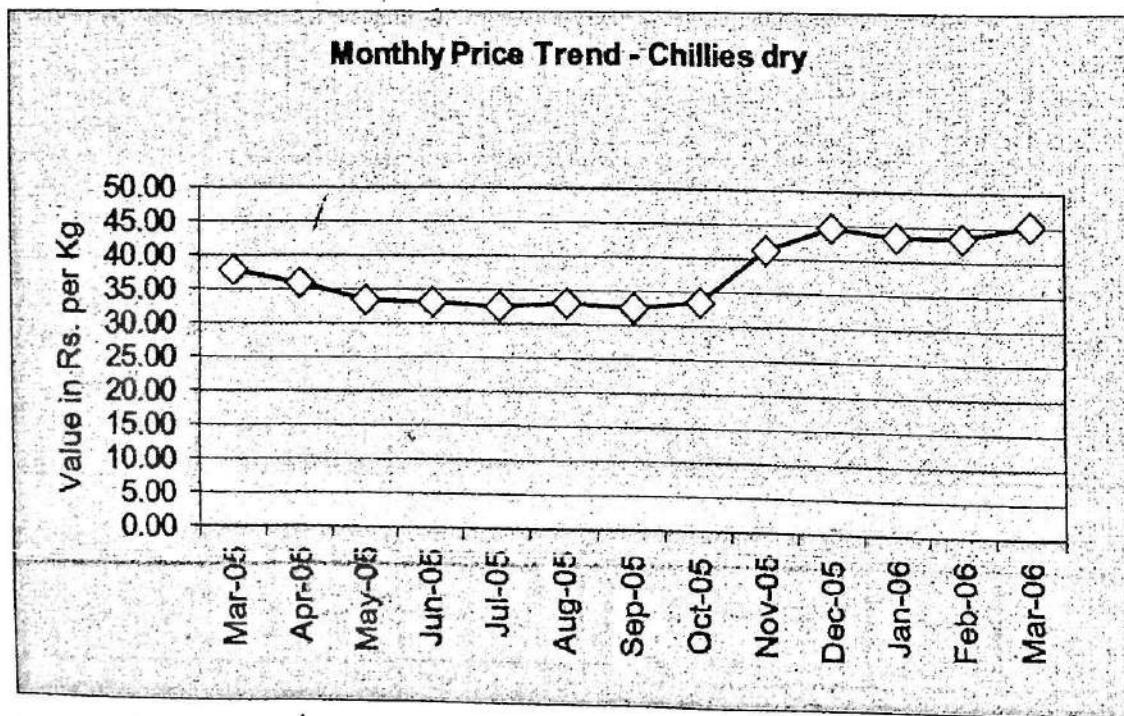
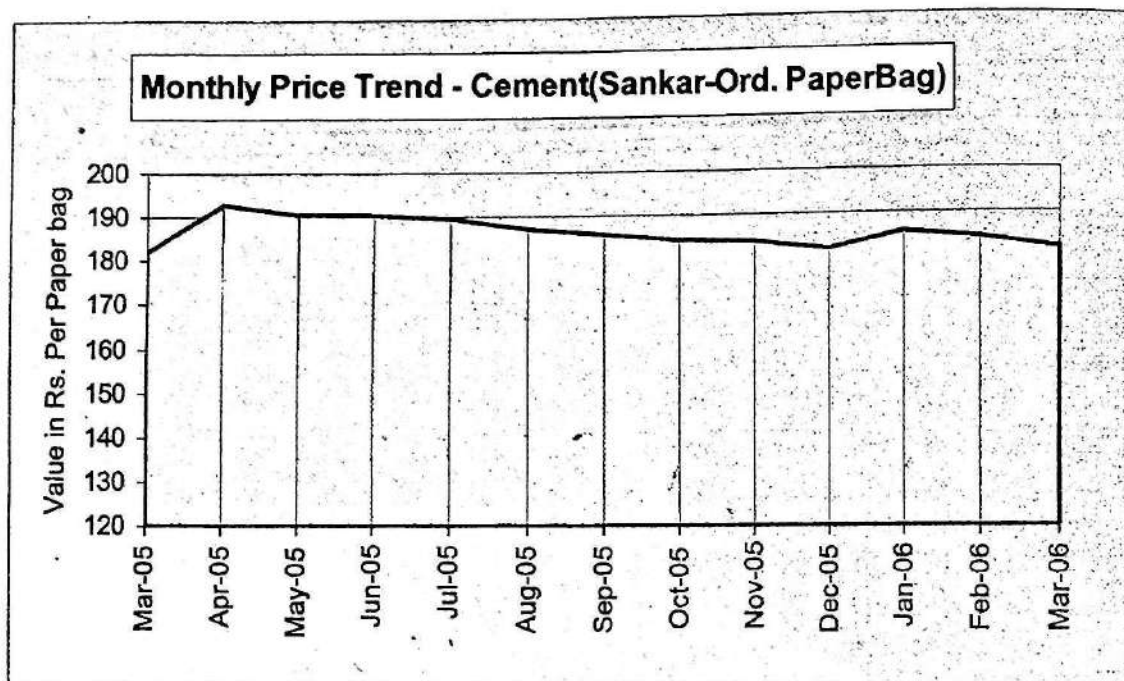


Table A

**Comparative statement of Retail Prices of essential commodities prevailed in  
Tamilnadu and Kerala on 15/04/2006**

(Rs/Kg.

Sl.No.	Commodity	Coimbatore	Palakkad	Nagarcoil	Thiruvananthapuram
1	Boiled Rice (Fine)	12.00	12.50*	12.00	14.50*
2	Boiled Rice (Common)	12.00	12.00**	10.50	15.00**
3	Raw Rice (Fine)	12.00	NT	11.50	NT
4	Raw Rice (Common)	10.50	NT	10.50	NT
5	Redgram dhall	30.00	NT	34.00	NT
6	Blackgram dhall	48.00	55.00	47.00	56.00
7	Greengram dhall	48.00	54.00	39.00	42.00
8	Bengalgram dhall	32.00	NT	30.00	NT
9	Groundnut Oil (ordinary)	50.00	58.00	56.00	58.00
10	Coconut Oil (Ordinary)	54.00	56.00	54.00	55.00
11	Gingilly Oil (Ordinary)	55.00	60.00	56.00	64.00
12	Dry Chillies (Ramnad mund)	38.00	50.00	44.00	49.00
13	Tamarind (medium)	40.00	24.00***	26.00	30.00***
14	Wheat (white)	11.50	NT	11.50	NT
15	Sugar	20.00	20.50	20.50	21.00
16	Pototo (medium)	10.00	12.00	12.00	11.25
17	Onion (II sort)	6.00	7.00	7.00	7.25
18	Onion (Smbar/kar)	15.00	16.00	10.00	16.50
19	Salt (Ordinary)	2.50	2.50	2.50	3.50

\* Rice(Red) Matta

\*\* Rice(White)Andhra Vella

\*\*\*Tamarind w/o seeds loose

Table B

Comparative statement of Retail Prices of essential commodities prevailed in  
Tamilnadu and Kerala on 30/04/2006

(Rs/Kg.)

Sl.No.	Commodity	Coimbatore	Palakkad	Nagarcoil	Thiruvananthapuram
1	Boiled Rice (Fine)	12.00	12.50*	12.50	14.50*
2	Boiled Rice (Common)	12.00	12.00**	11.00	15.00**
3	Raw Rice (Fine)	12.00	NT	11.50	NT
4	Raw Rice (Common)	11.50	NT	11.00	NT
5	Redgram dhall	30.00	NT	35.00	NT
6	Blackgram dhall	48.00	55.00	50.00	56.00
7	Greengram dhall	46.00	54.00	44.00	52.00
8	Bengalgram dhall	32.00	NT	31.00	NT
9	Groundnut Oil (ordinary)	50.00	58.00	56.00	58.00
10	Coconut Oil (Ordinary)	60.00	56.00	56.00	55.00
11	Gingilly Oil (Ordinary)	55.00	60.00	56.00	64.00
12	Dry Chillies (Ramnad mund)	38.00	52.00	44.00	55.00
13	Tamarind (medium)	40.00	24.00***	26.00	***30.00
14	Wheat (white)	11.50	NT	11.50	NT
15	Sugar	20.50	20.50	21.00	21.50
16	Pototo (medium)	12.00	12.00	12.00	12.00
17	Onion (II sort)	6.00	6.00	7.00	7.00
18	Onion (Smbar/kar)	16.00	16.00	10.00	19.00
19	Salt (Ordinary)	2.50	2.50	2.50	3.50

\* Rice(Red) Matta

\*\* Rice(White)Andhra Vella

\*\*\*Tamarind w/o seeds loose

Table C

**Percentage variation of retail prices of certain essential commodities for  
the Second Friday of March 2006 & April 2006**

Sl. No.	Name of Commodity	Unit	Prices (in Rs.) on		Percentage variation
			Dec-05	Jan-06	
(1)	(2)	(3)	(4)	(5)	(6)
	<b>A. RICE - Open Market</b>				
1	Red - Matta	Kg	13.82	13.55	-1.95
2	Red - Chamba	Kg	13.85	13.82	-0.20
3	White - Andra Vella	Kg	14.64	13.94	-4.81
	<b>B. PULSES</b>				
4	Green gram	Kg	39.35	44.86	14.01
5	Black gram split w/o husk	Kg	47.87	55.86	16.70
6	Dhall(Tur)	Kg	32.62	34.89	6.98
	<b>C. OTHER FOOD ITEMS</b>				
7	Sugar(O.M)	Kg.	20.38	20.66	1.39
8	Milk (Cow's)	Ltr.	14.92	14.93	0.04
9	Egg Hen's (White lagon)	Dozen	12.59	11.17	-11.28
10	Mutton with bones	Kg	149.62	153.46	2.57
11	Tea (Kannan Devan)	1/2 kg	72.15	72.08	-0.11
12	Coffee Powder (Brook Bond Gr.Label)	1/2 kg	74.54	74.46	-0.10
	<b>D. OIL AND OIL SEEDS</b>				
13	Coconut oil	Kg	53.77	53.70	-0.14
14	Groundnut oil	Kg	69.64	68.83	-1.15
15	Refined oil (Postman)	Kg.	81.20	78.77	-3.00
16	Gingelly oil	Kg.	62.71	62.80	0.15
17	Coconut without husk	100 nos	548.85	545.71	-0.57
	<b>E. SPICES AND CONDIMENTS</b>				
18	Corriandar	Kg.	33.15	36.11	8.91
19	Chillies dry	Kg.	45.38	50.21	10.64
20	Onion small	Kg.	15.27	16.93	10.87
21	Tamarind without seeds loose	Kg.	35.23	33.86	-3.90

Table C Contd..

Sl. No.	Name of Commodity	Unit	Prices (in Rs.) on		Percentage Variation
			Dec-05	Jan-06	
(1)	(2)	(3)	(4)	(5)	(6)
	<b>F. TUBERS</b>				
22	Chennai	Kg.	10.31	10.71	3.94
23	Tapioca Raw	Kg.	6.50	6.46	-0.59
24	Potato	Kg.	12.38	12.09	-2.38
25	Colocassia	Kg.	13.85	15.31	10.56
	<b>G. VEGETABLES</b>				
26	Onion big	Kg.	6.96	6.98	0.30
27	Brinjal	Kg.	11.08	11.00	-0.69
28	Cucumber	Kg.	7.08	8.07	14.05
29	Ladies Finger	Kg.	9.92	11.64	17.33
30	Cabbage	Kg.	9.62	8.93	-7.14
31	Bittergourd	Kg.	13.85	15.07	8.85
32	Tomatto	Kg.	7.23	9.21	27.43
33	Chillies green	Kg.	14.08	15.00	6.51
34	Banana green	Kg.	14.92	16.07	7.70
35	Plantain green	Kg.	9.85	9.54	-3.15
	<b>H. MISCELLANEOUS ITEMS</b>				
36	Washing Soap (501 Half Bar)	1/2 Bar	8.00	8.00	0.00
37	Toilet Soap - Lux	100 gm	12.96	12.96	0.00
38	Toothpaste - Colgate	100 gm	25.92	25.92	0.00
39	Cement - Sankar (Ord.Paper Bag)	each	182.08	199.54	9.59

Table D

**Percentage variation of retail prices of certain essential commodities  
for the Second Friday of April 2005 & 2006**

Sl. No.	Name of Commodity	Unit	Prices (in Rs.) on		Percentage variation
			Dec-05	Jan-06	
(1)	(2)	(3)	(4)	(5)	(6)
	<b>A. RICE - Open Market</b>				
1	Red - Matta	Kg	13.46	13.55	0.61
2	Red - Chamba	Kg	13.50	13.82	2.39
3	White - Andra Vella	Kg	13.82	13.94	0.86
	<b>B. PULSES</b>				
4	Green gram	Kg	31.43	44.86	42.73
5	Black gram split w/o husk	Kg	29.48	55.86	89.48
6	Dhall(Tur)	Kg	31.25	34.89	11.67
	<b>C. OTHER FOOD ITEMS</b>				
7	Sugar(O.M)	Kg.	18.79	20.66	9.98
8	Milk (Cow's)	Ltr.	14.00	14.93	6.63
9	Egg Hen's (White lagon)	Dozen	16.96	11.17	-34.12
10	Mutton with bones	Kg	142.50	153.46	7.69
11	Tea (Kannan Devan)	1/2 kg	72.14	72.08	-0.09
12	Coffee Powder (Brook Bond Gr.Label)	1/2 kg	69.21	74.46	7.58
	<b>D. OIL AND OIL SEEDS</b>				
13	Coconut oil	Kg	68.02	53.70	-21.06
14	Groundnut oil	Kg	68.90	68.83	-0.09
15	Refined oil (Postman)	Kg.	85.75	78.77	-8.14
16	Gingelly oil	Kg.	67.20	62.80	-6.54
17	Coconut without husk	100 nos	649.29	545.71	-15.95
	<b>E. SPICES AND CONDIMENTS</b>				
18	Corriandar	Kg.	29.80	36.11	21.16
19	Chillies dry	Kg.	35.93	50.21	39.76
20	Onion small	Kg.	13.02	16.93	30.01
21	Tamarind without seeds loose	Kg.	37.50	33.86	-9.71

Table D Contd..

Sl. No.	Name of Commodity	Unit	Prices (in Rs.) on		Percentage Variation
			Dec-05	Jan-06	
(1)	(2)	(3)	(4)	(5)	(6)
	<b>F. TUBERS</b>				
22	Chennai	Kg.	11.64	10.71	-7.98
23	Tapioca Raw	Kg.	6.04	6.46	7.06
24	Potato	Kg.	10.21	12.09	18.36
25	Colocassia	Kg.	14.29	15.31	7.15
	<b>G. VEGETABLES</b>				
26	Onion big	Kg.	7.66	6.98	-8.90
27	Brinjal	Kg.	11.50	11.00	-4.35
28	Cucumber	Kg.	7.00	8.07	15.31
29	Ladies Finger	Kg.	12.21	11.64	-4.68
30	Cabbage	Kg.	8.36	8.93	6.84
31	Bittergourd	Kg.	15.29	15.07	-1.40
32	Tomatto	Kg.	13.36	9.21	-31.02
33	Chillies green	Kg.	14.21	15.00	5.53
34	Banana green	Kg.	12.11	16.07	32.74
35	Plantain green	Kg.	9.79	9.54	-2.55
	<b>H. MISCELLANEOUS ITEMS</b>				
36	Washing Soap (501 Half Bar)	1/2 Bar	8.00	8.00	0.00
37	Toilet Soap - Lux	100 gm	12.75	12.96	1.66
38	Toothpaste - Colgate	100 gm	25.00	25.92	3.69
39	Cement - Sankar (Ord.Paper Bag)	each	193.12	199.54	3.33



**Table E**  
**Quarterly retail prices of certain essential commodities**  
**for the Second Friday for the last one year**

Sl. No.	Name of Commodity	Unit	Prices (in Rs.) on				
			Apr-05	Jul-05	Oct-05	Jan-06	Apr-06
(1)	(2)	(3)	(4)	(5)	(6)	(7)	(8)
	<b>A. RICE - Open Market</b>						
1	Red - Matta	Kg	13.46	13.55	13.29	13.71	13.55
2	Red - Chamba	Kg	13.50	13.36	13.36	13.73	13.82
3	White - Andra Vella	Kg	13.82	13.78	13.86	14.06	13.94
	<b>B. PULSES</b>						
4	Green gram	Kg	31.43	34.61	32.66	37.36	44.86
5	Black gram split w/o husk	Kg	29.48	34.68	37.07	47.14	55.86
6	Dhall(Tur)	Kg	31.25	33.77	34.11	33.64	34.89
	<b>C. OTHER FOOD ITEMS</b>						
7	Sugar(O.M)	Kg.	18.79	18.63	18.63	19.29	20.66
8	Milk (Cow's)	Ltr.	14.00	14.93	14.93	14.93	14.93
9	Egg Hen's (White lagon)	Dozen	16.96	18.86	16.76	19.18	11.17
10	Mutton with bones	Kg	142.50	144.23	145.77	148.08	153.46
11	Tea (Kannan Devan)	1/2 kg	72.14	72.21	72.21	72.31	72.08
12	Coffee Powder (Brook Bond Gr.Label)	1/2 kg	69.21	70.71	71.71	74.08	74.46
	<b>D. OIL AND OIL SEEDS</b>						
13	Coconut oil	Kg	68.02	60.89	56.05	53.36	53.70
14	Groundnut oil	Kg	68.90	68.10	68.60	68.50	68.83
15	Refined oil (Postman)	Kg.	85.75	85.35	84.43	79.30	78.77
16	Gingelly oil	Kg.	67.20	64.80	63.00	62.80	62.80
17	Coconut without husk	100 nos	649.29	591.43	561.43	566.79	545.71
	<b>E. SPICES AND CONDIMENTS</b>						
18	Corriandar	Kg.	29.80	30.71	29.88	33.16	36.11
19	Chillies dry	Kg.	35.93	32.64	33.43	43.43	50.21
20	Onion small	Kg.	13.02	12.89	14.11	17.04	16.93
21	Tamarind without seeds loose	Kg.	37.50	36.00	34.57	35.07	33.86

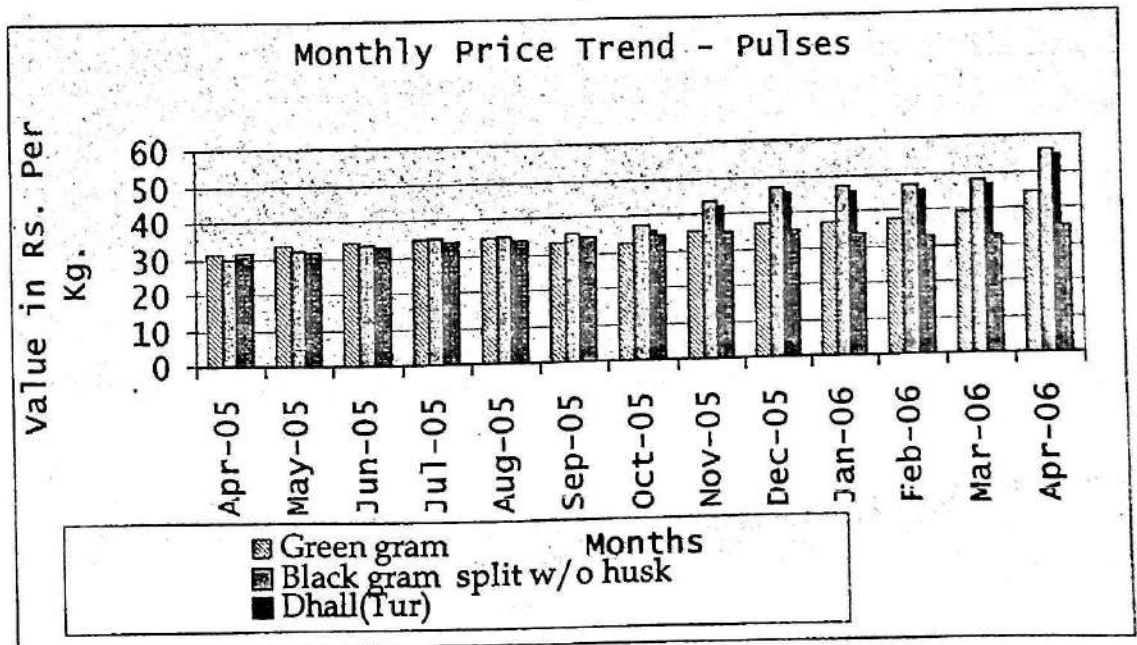
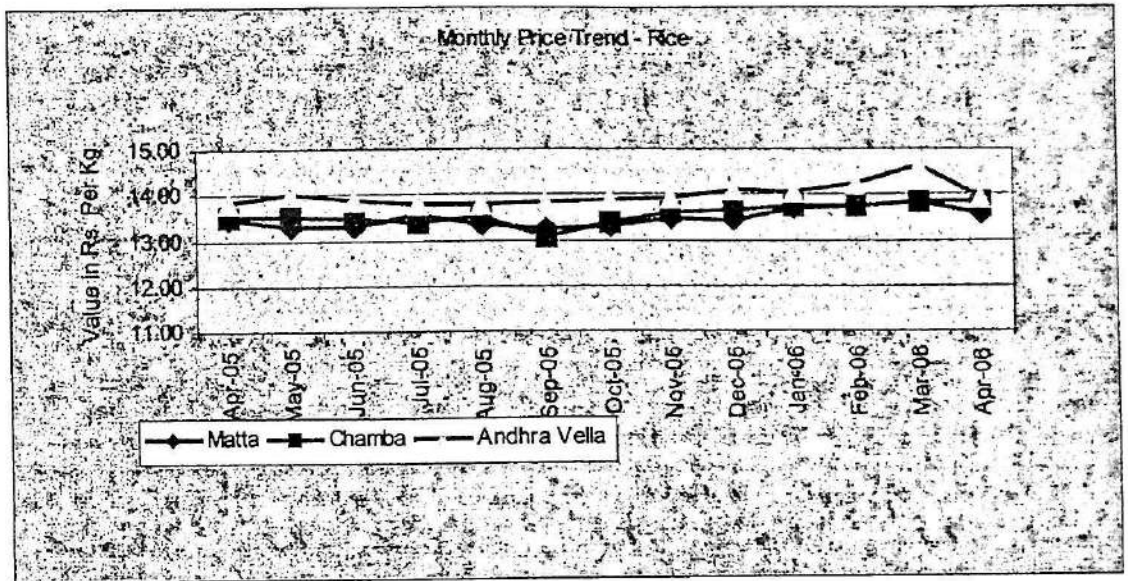
Table E Contd..

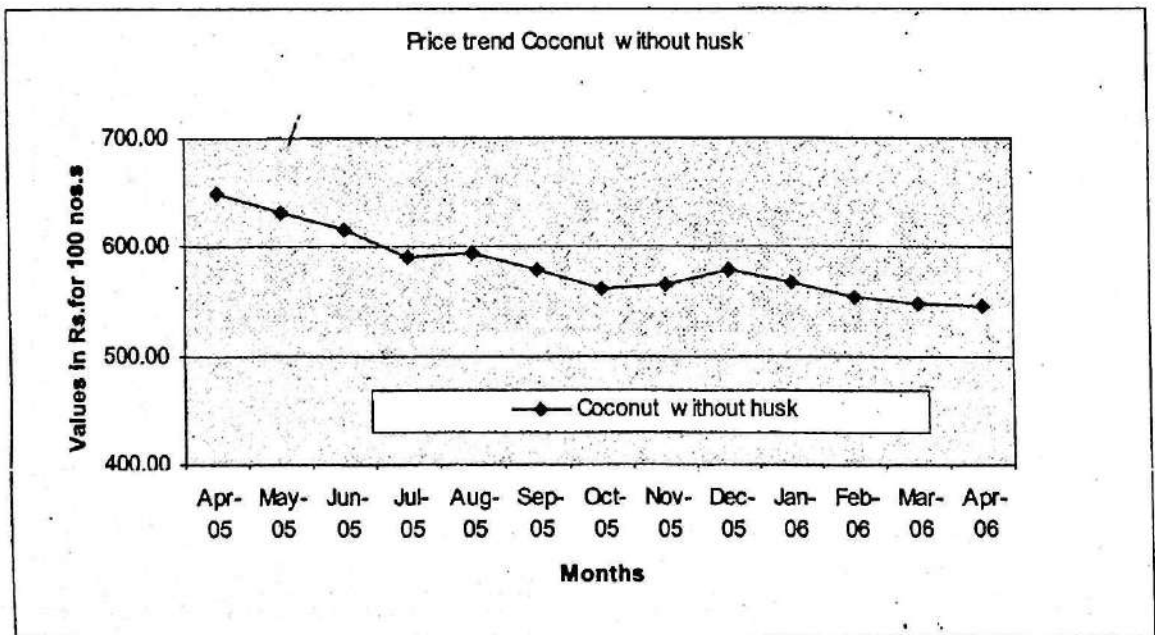
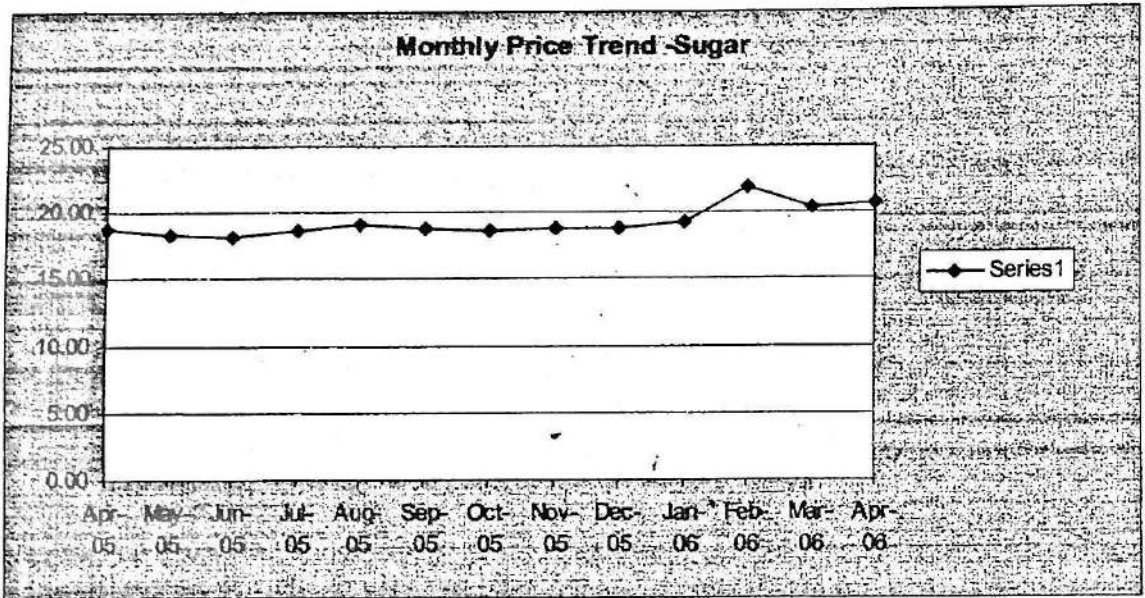
Sl. No.	Name of Commodity	Unit	Prices (in Rs.) on				
			Jan-05	Apr-05	Jul-05	Oct-05	Jan-06
(1)	(2)	(3)	(4)	(5)	(6)	(7)	(8)
	<b>F. TUBERS</b>						
22	Chenai	Kg.	11.64	13.43	10.07	9.79	10.71
23	Tapioca Raw	Kg.	6.04	6.11	6.39	6.57	6.46
24	Potato	Kg.	10.21	12.46	10.51	16.86	12.09
25	Colocassia	Kg.	14.29	16.00	16.43	15.14	15.31
	<b>G. VEGETABLES</b>						
26	Onion big	Kg.	7.66	8.77	15.14	9.18	6.98
27	Brinjal	Kg.	11.50	10.14	11.00	14.00	11.00
28	Cucumber	Kg.	7.00	7.64	8.36	9.86	8.07
29	Ladies Finger	Kg.	12.21	12.36	11.29	14.79	11.64
30	Cabbage	Kg.	8.36	11.36	10.07	12.36	8.93
31	Bittergourd	Kg.	15.29	17.21	17.43	16.36	15.07
32	Tomatto	Kg.	13.36	13.50	15.43	11.00	9.21
33	Chillies green	Kg.	14.21	20.14	13.86	17.14	15.00
34	Banana green	Kg.	12.11	13.21	15.64	15.36	16.07
35	Plantain green	Kg.	9.79	9.71	10.00	9.86	9.54
	<b>H. MISCELLANEOUS ITEMS</b>						
36	Washing Soap (501 Half Bar)	1/2 Bar	8.00	8.00	7.96	8.00	8.00
37	Toilet Soap - Lux	100 gm	12.75	12.82	12.86	12.96	12.96
38	Toothpaste - Colgate	100 gm	25.00	25.36	25.50	25.85	25.92
39	Cement - Sankar (Ord.Paper Bag)	each	193.12	189.77	184.50	185.73	199.54

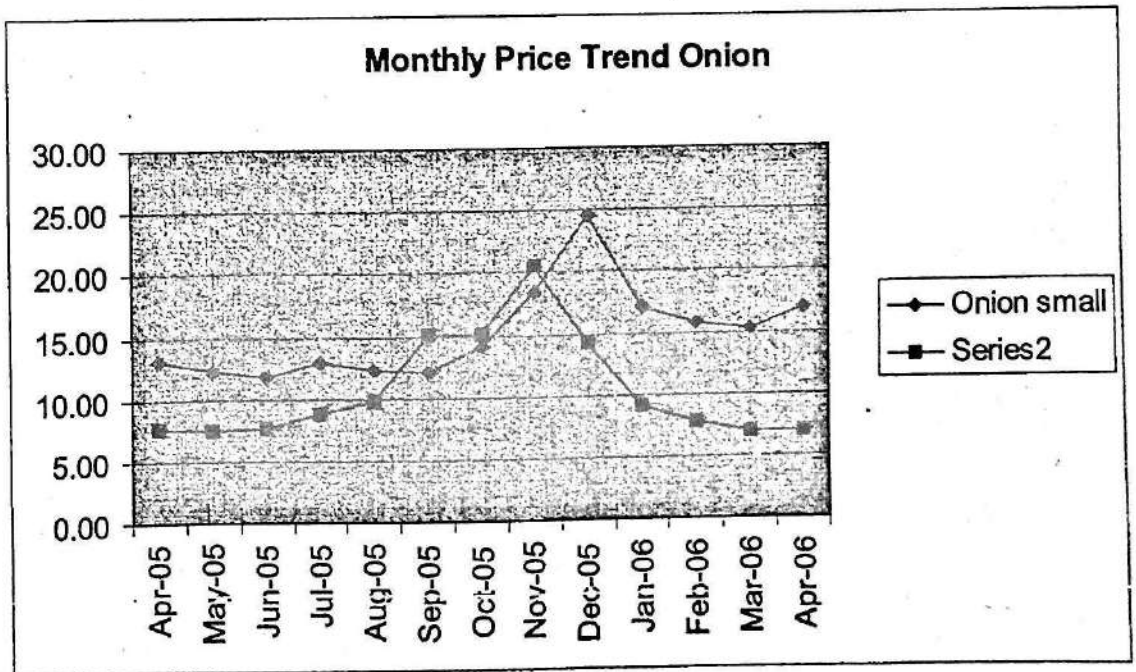
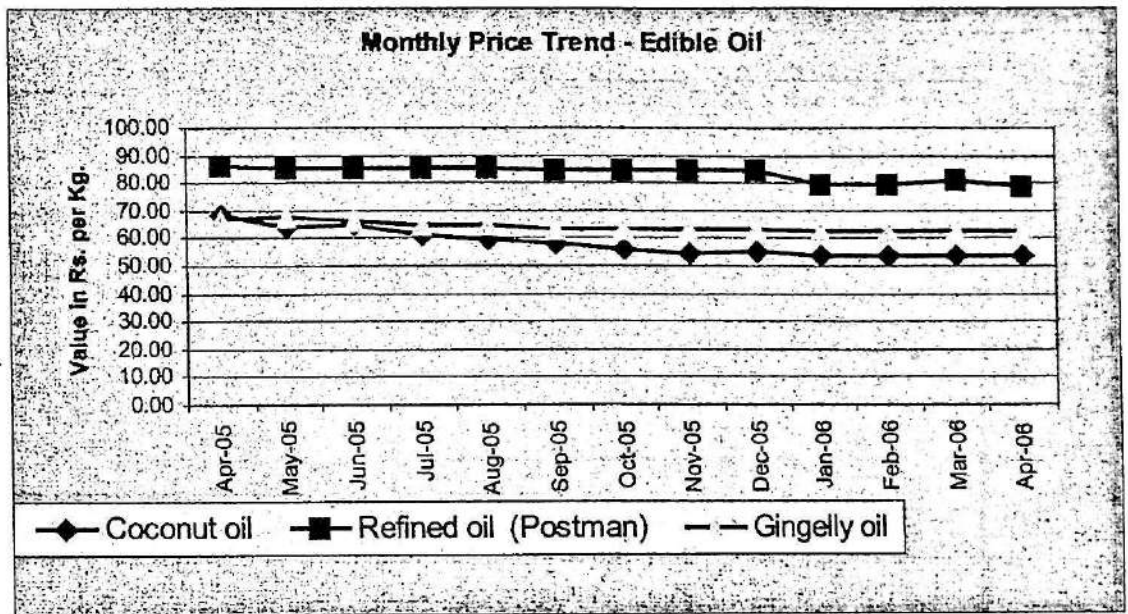
**Table F**  
**Monthly retail prices of certain essential commodities for the last one year**

Sl. No.	Name of Commodity	Unit	Retail Prices on the Second Friday of													
			Apr-05	May-05	Jun-05	Jul-05	Aug-05	Sep-05	Oct-05	Nov-05	Dec-05	Jan-06	Feb-06	Mar-06	Apr-06	
(1)	(2)	(3)	(4)	(5)	(6)	(7)	(8)	(9)	(10)	(11)	(12)	(13)	(14)	(15)	(16)	
<b>A. RICE - Open Market</b>																
1	Red - Matta	Kg	13.46	13.30	13.30	13.55	13.35	13.23	13.29	13.46	13.44	13.71	13.72	13.82	13.55	
2	Red - Chamba	Kg	13.50	13.53	13.46	13.36	13.53	13.07	13.36	13.59	13.67	13.73	13.73	13.85	13.82	
3	White - Andra Vella	Kg	13.82	14.01	13.87	13.78	13.78	13.82	13.86	13.94	14.11	14.06	14.24	14.64	13.94	
<b>B. PULSES</b>																
4	Green gram	Kg	31.43	33.79	34.25	34.61	34.79	33.25	32.66	35.25	37.18	37.36	37.64	39.35	44.86	
5	Black gram split w/o husk	Kg	29.48	32.16	33.32	34.68	34.79	35.61	37.07	43.55	47.07	47.14	47.00	47.87	55.86	
6	Dhall(Tur)	Kg	31.25	31.60	32.48	33.77	33.64	34.39	34.11	34.95	35.07	33.64	32.79	32.62	34.89	
<b>C. OTHER FOOD ITEMS</b>																
7	Sugar(O.M)	Kg.	18.79	18.28	18.24	18.63	19.14	18.75	18.63	18.86	18.83	19.29	21.93	20.38	20.66	
8	Milk (Cow's)	Ltr.	14.00	14.93	14.93	14.93	14.93	14.93	14.93	14.93	14.93	14.93	14.93	14.92	14.93	
9	Egg Hen's (White lagon)	Dozen	16.96	15.91	18.57	18.86	17.29	16.99	16.76	17.04	20.29	19.18	16.85	12.59	11.17	
10	Mutton with bones	Kg	142.50	143.93	144.23	144.23	145.42	144.23	145.77	146.54	146.07	148.08	148.85	149.62	153.46	
11	Tea (Kannan Devan)	½ kg	72.14	72.14	72.21	72.21	72.15	71.93	72.21	72.29	72.36	72.31	72.15	72.15	72.08	
12	Coffee Powder (Brook Bond Gr.Label)	½ kg	69.21	69.64	70.29	70.71	71.92	72.14	71.71	72.07	74.14	74.08	74.15	74.54	74.46	
<b>D. OIL AND OIL SEEDS</b>																
13	Coconut oil	Kg	68.02	63.95	64.41	60.89	59.75	57.95	56.05	54.66	54.86	53.36	53.71	53.77	53.70	
14	Groundnut oil	Kg	68.90	68.27	68.85	68.10	68.60	68.33	68.60	68.85	68.85	68.50	68.00	69.64	68.83	
15	Refined oil (Postman)	Kg.	85.75	85.35	85.35	85.35	85.15	84.63	84.43	84.33	84.33	79.30	79.10	81.20	78.77	
16	Gingelly oil	Kg.	67.20	67.46	66.52	64.80	64.38	63.07	63.00	63.43	63.52	62.80	62.59	62.71	62.80	
17	Coconut without husk	100 nos	649.29	631.07	616.79	591.43	594.29	579.64	561.43	566.43	579.29	566.79	553.21	548.85	545.71	

(1)	(2)	(3)	(4)	(5)	(6)	(7)	(8)	(9)	(10)	(11)	(12)	(13)	(14)	(15)	(16)
<b>E. SPICES AND CONDIMENTS</b>															
18	Corriandar	Kg.	29.80	30.37	30.44	30.71	30.14	30.23	29.88	30.30	32.02	33.16	33.09	33.15	36.11
19	Chillies dry	Kg.	35.93	33.50	33.07	32.64	33.07	32.59	33.43	41.11	44.79	43.43	43.36	45.38	50.21
20	Onion small	Kg.	13.02	12.26	11.77	12.89	12.29	12.14	14.11	18.39	24.57	17.04	15.68	15.27	16.93
21	Tamarind without seeds loose	Kg.	37.50	37.07	35.71	36.00	35.43	34.57	34.57	34.93	34.50	35.07	34.14	35.23	33.86
<b>F. TUBERS</b>															
22	Chenai	Kg.	11.64	11.71	13.86	13.43	10.93	10.21	10.07	10.07	9.86	9.79	9.93	10.31	10.71
23	Tapioca Raw	Kg.	6.04	6.11	6.14	6.11	6.46	6.43	6.39	6.43	6.50	6.57	6.43	6.50	6.46
24	Potato	Kg.	10.21	10.39	11.89	12.46	11.86	10.43	10.51	12.63	14.80	16.86	13.71	12.38	12.09
25	Colocassia	Kg.	14.29	15.00	15.50	16.00	15.38	18.71	16.43	17.29	16.64	15.14	14.07	13.85	15.31
<b>G. VEGETABLES</b>															
26	Onion big	Kg.	7.66	7.41	7.61	8.77	9.75	15.06	15.14	20.59	14.23	9.18	7.79	6.96	6.98
27	Brinjal	Kg.	11.50	10.71	10.21	10.14	11.50	11.86	11.00	17.93	16.64	14.00	14.00	11.08	11.00
28	Cucumber	Kg.	7.00	7.64	8.57	7.64	9.14	9.36	8.36	8.43	9.93	9.86	8.00	7.08	8.07
29	Ladies Finger	Kg.	12.21	11.00	12.79	12.36	11.36	11.00	11.29	13.00	13.93	14.79	14.29	9.92	11.64
30	Cabbage	Kg.	8.36	10.43	11.71	11.36	10.43	9.86	10.07	11.50	12.57	12.36	11.29	9.62	8.93
31	Bittergourd	Kg.	15.29	15.00	17.57	17.21	18.64	17.71	17.43	18.93	18.86	16.36	15.36	13.85	15.07
32	Tomatto	Kg.	13.36	14.64	8.14	13.50	11.43	13.43	15.43	16.93	12.18	11.00	8.36	7.23	9.21
33	Chillies green	Kg.	14.21	12.79	17.14	20.14	14.79	15.93	13.86	20.14	18.43	17.14	17.29	14.08	15.00
34	Banana green	Kg.	12.11	13.07	16.14	13.21	13.93	20.36	15.64	14.07	12.57	15.36	14.93	14.92	16.07
35	Plantain green	Kg.	9.79	9.50	9.79	9.71	9.50	10.43	10.00	10.46	9.71	9.86	9.93	9.85	9.54
<b>H. MISCELLANEOUS ITEMS</b>															
36	Washing Soap (501 Half Bar)	1/2 Bar	8.00	8.00	8.00	8.00	8.00	7.96	7.96	7.96	8.00	8.00	8.00	8.00	8.00
37	Toilet Soap - Lux	100 gm	12.75	12.82	12.82	12.82	12.88	12.86	12.86	12.86	12.93	12.96	12.96	12.96	12.96
38	Toothpaste - Colgate	100 gm	25.00	25.00	25.29	25.36	25.46	25.43	25.50	25.64	25.86	25.85	25.92	25.92	25.92
39	Cement - Sankar (Ord.Paper Bag)	each	193.12	190.42	190.58	189.77	187.08	186.00	184.50	184.04	182.08	185.73	184.15	182.08	199.54







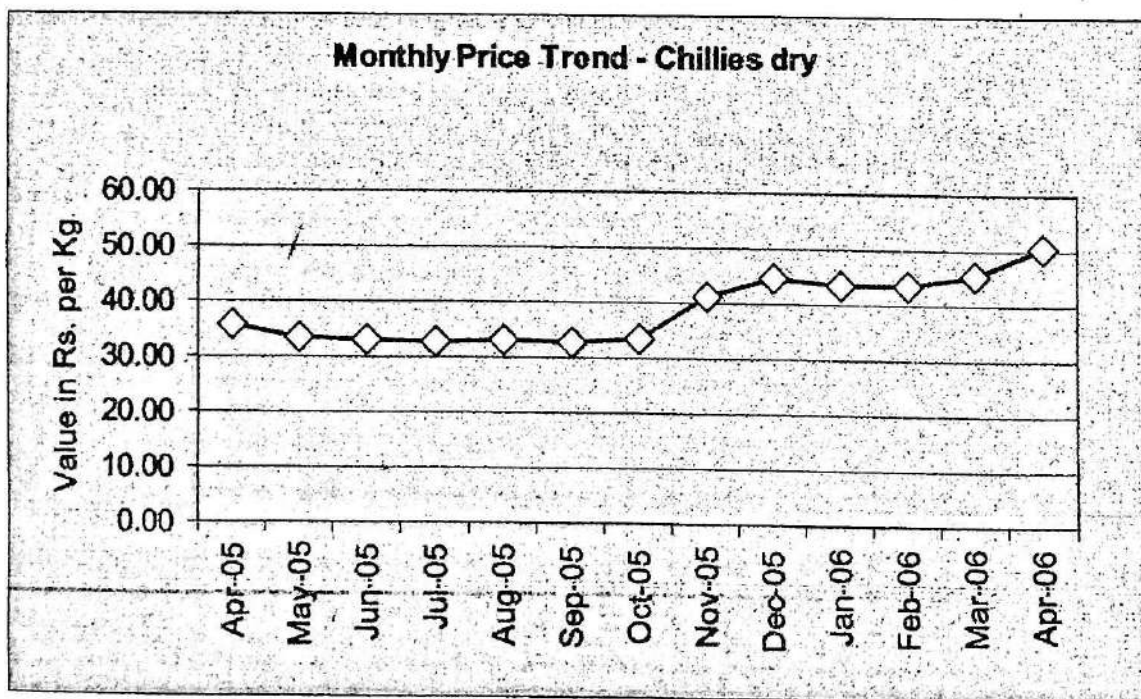
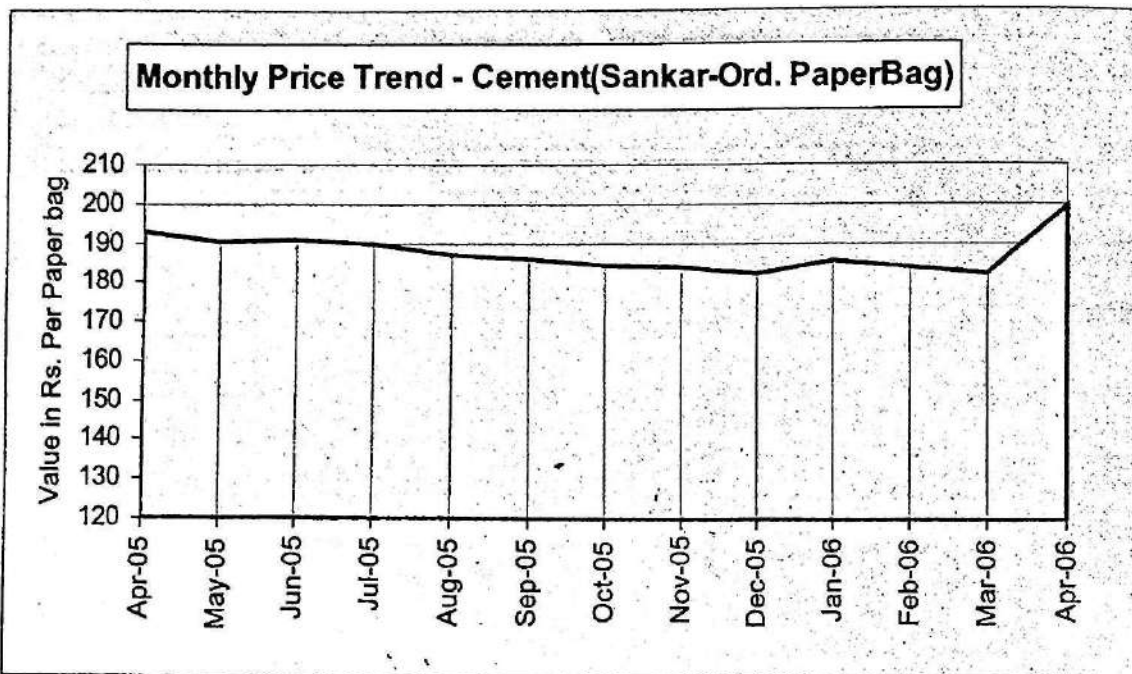




Table A

**Comparative statement of Retail Prices of essential commodities prevailed in  
Tamilnadu and Kerala on 15/05/2006**

(Rs/Kg.

Sl.No.	Commodity	Coimbatore	Palakkad	Nagarcoil	Thiruvananthapuram
1	Boiled Rice (Fine)	13.00	12.50*	13.00	14.50*
2	Boiled Rice (Common)	12.00	12.00**	11.50	15.00**
3	Raw Rice (Fine)	12.00	NT	12.00	NT
4	Raw Rice (Common)	NT	NT	11.00	NT
5	Redgram dhall	30.00	NT	35.00	NT
6	Blackgram dhall	48.00	46.00	52.00	56.00
7	Greengram dhall	46.00	41.00	42.00	52.00
8	Bengalgram dhall	32.00	NT	34.00	NT
9	Groundnut Oil (ordinary)	50.00	60.00	56.00	56.00
10	Coconut Oil (Ordinary)	60.00	60.00	54.00	56.00
11	Gingilly Oil (Ordinary)	55.00	65.00	56.00	66.00
12	Dry Chillies (Ramnad mund)	50.00	40.00	52.00	52.00
13	Tamarind (medium)	42.00	30.00***	26.00	30.00***
14	Wheat (white)	13.50	NT	11.50	NT
15	Sugar	20.00	18.50	21.00	21.50
16	Pototo (medium)	12.00	16.00	12.00	12.50
17	Onion (II sort)	5.00	9.00	7.00	7.00
18	Onion (Smbar/kar)	14.00	14.00	18.00	16.50
19	Salt (Ordinary)	3.00	2.50	2.00	3.50

\* Rice(Red) Matta

\*\* Rice(White)Andhra Vella

\*\*\*Tamarind w/o seeds loose

Table B

**Comparative statement of Retail Prices of essential commodities prevailed in  
Tamilnadu and Kerala on 31/05/2006**

(Rs/Kg.)

Sl.No.	Commodity	Coimbatore	Palakkad	Nagarcoil	Thiruvananthapuram
1	Boiled Rice (Fine)	12.00	12.50*	13.00	14.50*
2	Boiled Rice (Common)	12.00	13.50**	11.50	15.00**
3	Raw Rice (Fine)	12.00	NT	12.00	NT
4	Raw Rice (Common)	NT	NT	11.00	NT
5	Redgram dhall	30.00	NT	35.00	NT
6	Blackgram dhall	48.00	55.00	54.00	56.00
7	Greengram dhall	46.00	50.00	44.00	52.00
8	Bengalgram dhall	34.00	NT	34.00	NT
9	Groundnut Oil (ordinary)	52.00	55.00	56.00	56.00
10	Coconut Oil (Ordinary)	60.00	55.00	54.00	56.00
11	Gingilly Oil (Ordinary)	55.00	60.00	56.00	64.00
12	Dry Chillies (Ramnad mund)	50.00	65.00	56.00	60.00
13	Tamarind (medium)	42.00	24.00***	26.00	***30.00
14	Wheat (white)	14.00	NT	11.50	NT
15	Sugar	20.00	20.50	20.50	21.00
16	Pototo (medium)	12.00	14.00	12.00	15.00
17	Onion (II sort)	6.00	6.00	7.00	7.00
18	Onion (Smbar/kar)	14.00	12.00	16.00	16.00
19	Salt (Ordinary)	3.00	2.50	2.00	3.50

\* Rice(Red) Matta

\*\* Rice(White)Andhra Vella

\*\*\*Tamarind w/o seeds loose

Table C

**Percentage variation of retail prices of certain essential commodities for  
the Second Friday of April 2006 & May 2006**

Sl. No.	Name of Commodity	Unit	Prices (in Rs.) on		Percentage variation
			Apr-06	May-06	
(1)	(2)	(3)	(4)	(5)	(6)
	<b>A. RICE - Open Market</b>				
1	Red - Matta	Kg	13.55	13.61	0.45
2	Red - Chamba	Kg	13.82	13.73	-0.69
3	White - Andra Vella	Kg	13.94	13.95	0.13
	<b>B. PULSES</b>				
4	Green gram	Kg	44.86	44.50	-0.80
5	Black gram split w/o husk	Kg	55.86	56.07	0.38
6	Dhall(Tur)	Kg	34.89	34.39	-1.43
	<b>C. OTHER FOOD ITEMS</b>				
7	Sugar(O.M)	Kg.	20.66	20.83	0.81
8	Milk (Cow's)	Ltr.	14.93	14.93	0.00
9	Egg Hen's (White lagon)	Dozen	11.17	14.09	26.09
10	Mutton with bones	Kg	152.50	154.64	1.41
11	Tea (Kannan Devan)	1/2 kg	72.14	71.07	-1.49
12	Coffee Powder (Brook Bond Gr.Label)	1/2 kg	74.71	76.14	1.91
	<b>D. OIL AND OIL SEEDS</b>				
13	Coconut oil	Kg	53.70	55.14	2.69
14	Groundnut oil	Kg	68.83	70.17	1.94
15	Refined oil (Postman)	Kg.	78.77	81.69	3.70
16	Gingelly oil	Kg.	62.80	63.23	0.68
17	Coconut without husk	100 nos	545.71	552.50	1.24
	<b>E. SPICES AND CONDIMENTS</b>				
18	Corriandar	Kg.	36.11	38.25	5.93
19	Chillies dry	Kg.	50.21	55.07	9.67
20	Onion small	Kg.	16.93	17.64	4.22
21	Tamarind without seeds loose	Kg.	33.86	34.29	1.27

Table C Contd..

Sl. No.	Name of Commodity	Unit	Prices (in Rs.) on		Percentage Variation
			Apr-06	May-06	
(1)	(2)	(3)	(4)	(5)	(6)
	<b>F. TUBERS</b>				
22	Chennai	Kg.	10.71	11.86	10.67
23	Tapioca Raw	Kg.	6.46	6.71	3.91
24	Potato	Kg.	12.09	13.18	9.01
25	Colocassia	Kg.	15.31	15.00	-2.01
	<b>G. VEGETABLES</b>				
26	Onion big	Kg.	6.98	6.86	-1.79
27	Brinjal	Kg.	11.00	11.57	5.19
28	Cucumber	Kg.	8.07	8.21	1.77
29	Ladies Finger	Kg.	11.64	11.71	0.61
30	Cabbage	Kg.	8.93	9.21	3.20
31	Bittergourd	Kg.	15.07	15.43	2.37
32	Tomatto	Kg.	9.21	16.14	75.19
33	Chillies green	Kg.	15.00	16.07	7.14
34	Banana green	Kg.	16.07	15.36	-4.44
35	Plantain green	Kg.	9.54	9.18	-3.75
	<b>H. MISCELLANEOUS ITEMS</b>				
36	Washing Soap (501 Half Bar)	1/2 Bar	8.00	8.04	0.45
37	Toilet Soap - Lux	100 gm	12.96	12.93	-0.28
38	Toothpaste - Colgate	100 gm	25.93	25.93	0.00
39	Cement - Sankar (Ord.Paper Bag)	each	199.54	215.46	7.98

Table D

Percentage variation of retail prices of certain essential commodities  
for the Second Friday of May 2005 & 2006

Sl. No.	Name of Commodity	Unit	Prices (in Rs.) on		Percentage variation
			May-05	May-06	
(1)	(2)	(3)	(4)	(5)	(6)
	A. RICE - Open Market				
1	Red - Matta	Kg	13.30	13.61	2.31
2	Red - Chamba	Kg	13.53	13.73	1.48
3	White - Andra Vella	Kg	14.01	13.95	-0.39
	B. PULSES				
4	Green gram	Kg	33.79	44.50	31.71
5	Black gram split w/o husk	Kg	32.16	56.07	74.37
6	Dhall(Tur)	Kg	31.60	34.39	8.85
	C. OTHER FOOD ITEMS				
7	Sugar(O.M)	Kg.	18.28	20.83	13.97
8	Milk (Cow's)	Ltr.	14.93	14.93	0.00
9	Egg Hen's (White lagon)	Dozen	15.91	14.09	-11.49
10	Mutton with bones	Kg	143.93	154.64	7.44
11	Tea (Kannan Devan)	1/2 kg	72.14	71.07	-1.49
12	Coffee Powder (Brook Bond Gr.Label)	1/2 kg	69.64	76.14	9.33
	D. OIL AND OIL SEEDS				
13	Coconut oil	Kg	63.95	55.14	-13.77
14	Groundnut oil	Kg	68.27	70.17	2.78
15	Refined oil (Postman)	Kg.	85.35	81.69	-4.29
16	Gingelly oil	Kg.	67.46	63.23	-6.27
17	Coconut without husk	100 nos	631.07	552.50	-12.45
	E. SPICES AND CONDIMENTS				
18	Corriandar	Kg.	30.37	38.25	25.94
19	Chillies dry	Kg.	33.50	55.07	64.39
20	Onion small	Kg.	12.26	17.64	43.94
21	Tamarind without seeds loose	Kg.	37.07	34.29	-7.51

Table D Contd..

Sl. No.	Name of Commodity	Unit	Prices (in Rs.) on		Percentage Variation
			May-05	May-06	
(1)	(2)	(3)	(4)	(5)	(6)
	<b>F. TUBERS</b>				
22	Chenai	Kg.	11.71	11.86	1.22
23	Tapioca Raw	Kg.	6.11	6.71	9.94
24	Potato	Kg.	10.39	13.18	26.80
25	Colocassia	Kg.	15.00	15.00	0.00
	<b>G. VEGETABLES</b>				
26	Onion big	Kg.	7.41	6.86	-7.51
27	Brinjal	Kg.	10.71	11.57	8.00
28	Cucumber	Kg.	7.64	8.21	7.48
29	Ladies Finger	Kg.	11.00	11.71	6.49
30	Cabbage	Kg.	10.43	9.21	-11.64
31	Bittergourd	Kg.	15.00	15.43	2.86
32	Tomatto	Kg.	14.64	16.14	10.24
33	Chillies green	Kg.	12.79	16.07	25.70
34	Banana green	Kg.	13.07	15.36	17.49
35	Plantain green	Kg.	9.50	9.18	-3.38
	<b>H. MISCELLANEOUS ITEMS</b>				
36	Washing Soap (501 Half Bar)	1/2 Bar	8.00	8.04	0.45
37	Toilet Soap - Lux	100 gm	12.82	12.93	0.84
38	Toothpaste - Colgate	100 gm	25.00	25.93	3.71
39	Cement - Sankar (Ord.Paper Bag)	each	190.42	215.46	13.15

Table E

Quarterly retail prices of certain essential commodities for the Second Friday for the last one year

Sl. No.	Name of Commodity	Unit	Prices (in Rs.) on				
			May-05	Aug-05	Nov-05	Feb-06	May-06
(1)	(2)	(3)	(4)	(5)	(6)	(7)	(8)
<b>A. RICE - Open Market</b>							
1	Red - Matta	Kg	13.30	13.35	13.46	13.72	13.61
2	Red - Chamba	Kg	13.53	13.53	13.59	13.73	13.73
3	White - Andra Vella	Kg	14.01	13.78	13.94	14.24	13.95
<b>B. PULSES</b>							
4	Green gram	Kg	33.79	34.79	35.25	37.64	44.50
5	Black gram split w/o husk	Kg	32.16	34.79	43.55	47.00	56.07
6	Dhall(Tur)	Kg	31.60	33.64	34.95	32.79	34.39
<b>C. OTHER FOOD ITEMS</b>							
7	Sugar(O.M)	Kg.	18.28	19.14	18.86	21.93	20.83
8	Milk (Cow's)	Ltr.	14.93	14.93	14.93	14.93	14.93
9	Egg Hen's (White lagon)	Dozen	15.91	17.29	17.04	16.85	14.09
10	Mutton with bones	Kg	143.93	145.42	146.54	148.21	154.64
11	Tea (Kannan Devan)	1/2 kg	72.14	72.15	72.29	72.14	71.07
12	Coffee Powder (Brook Bond Gr.Label)	1/2 kg	69.64	71.92	72.07	74.43	76.14
<b>D. OIL AND OIL SEEDS</b>							
13	Coconut oil	Kg	63.95	59.75	54.66	53.71	55.14
14	Groundnut oil	Kg	68.27	68.60	68.85	68.00	70.17
15	Refined oil (Postman)	Kg.	85.35	85.15	84.33	79.10	81.69
16	Gingelly oil	Kg.	67.46	64.38	63.43	62.59	63.23
17	Coconut without husk	100 nos	631.07	594.29	566.43	553.21	552.50
<b>E. SPICES AND CONDIMENTS</b>							
18	Corriandar	Kg.	30.37	30.14	30.30	33.09	38.25
19	Chillies dry	Kg.	33.50	33.07	41.11	43.36	55.07
20	Onion small	Kg.	12.26	12.29	18.39	15.68	17.64
21	Tamarind without seeds loose	Kg.	37.07	35.43	34.93	34.14	34.29

Table E Contd..

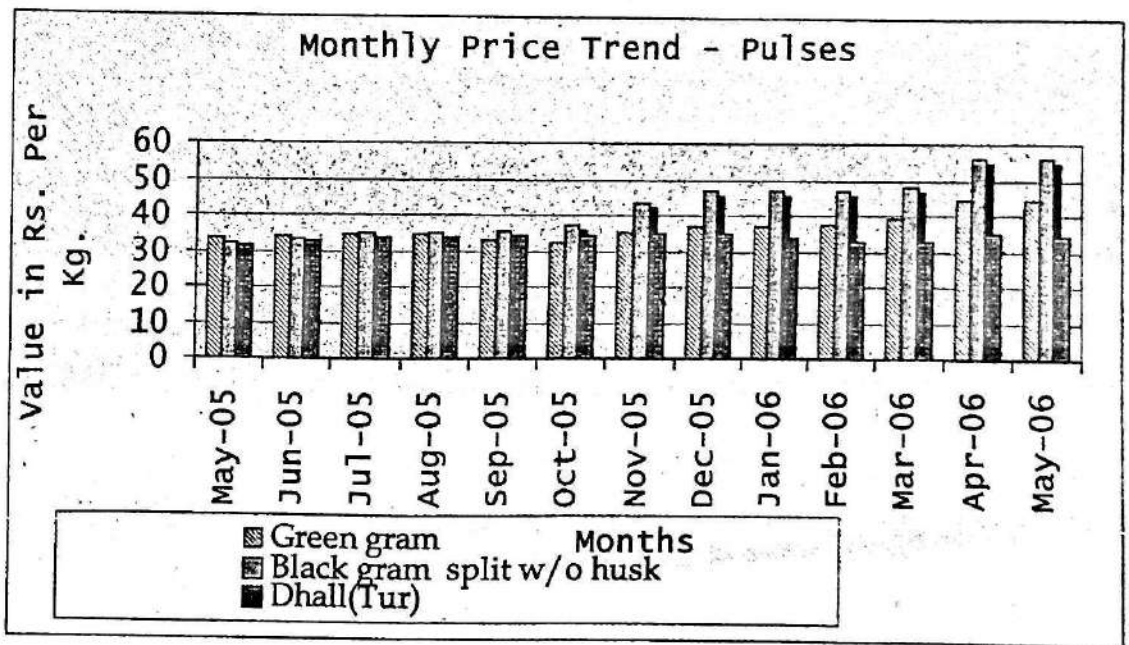
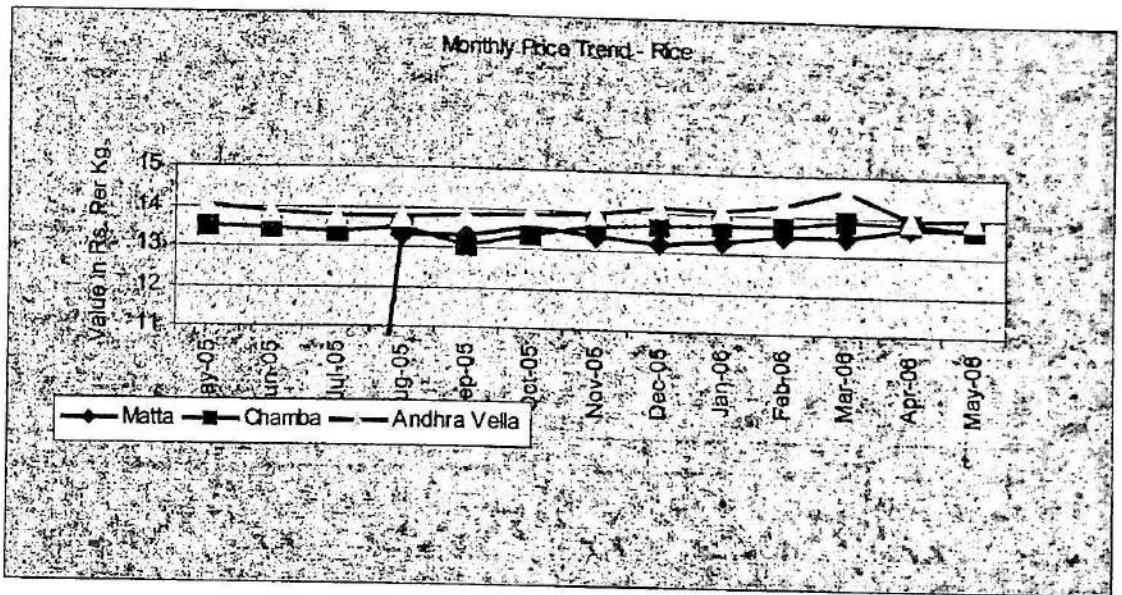
Sl. No.	Name of Commodity	Unit	Prices (in Rs.) on				
			May-05	Aug-05	Nov-05	Feb-06	May-06
(1)	(2)	(3)	(4)	(5)	(6)	(7)	(8)
<b>F. TUBERS</b>							
22	Chenai	Kg.	11.71	10.93	10.07	9.93	11.86
23	Tapioca Raw	Kg.	6.11	6.46	6.43	6.43	6.71
24	Potato	Kg.	10.39	11.86	12.63	13.71	13.18
25	Colocassia	Kg.	15.00	15.38	17.29	14.07	15.00
<b>G. VEGETABLES</b>							
26	Onion big	Kg.	7.41	9.75	20.59	7.79	6.86
27	Brinjal	Kg.	10.71	11.50	17.93	14.00	11.57
28	Cucumber	Kg.	7.64	9.14	8.43	8.00	8.21
29	Ladies Finger	Kg.	11.00	11.36	13.00	14.29	11.71
30	Cabbage	Kg.	10.43	10.43	11.50	11.29	9.21
31	Bittergourd	Kg.	15.00	18.64	18.93	15.36	15.43
32	Tomatto	Kg.	14.64	11.43	16.93	8.36	16.14
33	Chillies green	Kg.	12.79	14.79	20.14	17.29	16.07
34	Banana green	Kg.	13.07	13.93	14.07	14.93	15.36
35	Plantain green	Kg.	9.50	9.50	10.46	9.93	9.18
<b>H. MISCELLANEOUS ITEMS</b>							
36	Washing Soap (501 Half Bar)	1/2 Bar	8.00	8.00	7.96	8.00	8.04
37	Toilet Soap - Lux	100 gm	12.82	12.88	12.86	12.96	12.93
38	Toothpaste - Colgate	100 gm	25.00	25.46	25.64	25.93	25.93
39	Cement - Sankar (Ord.Paper Bag)	each	190.42	187.08	184.04	184.15	215.46

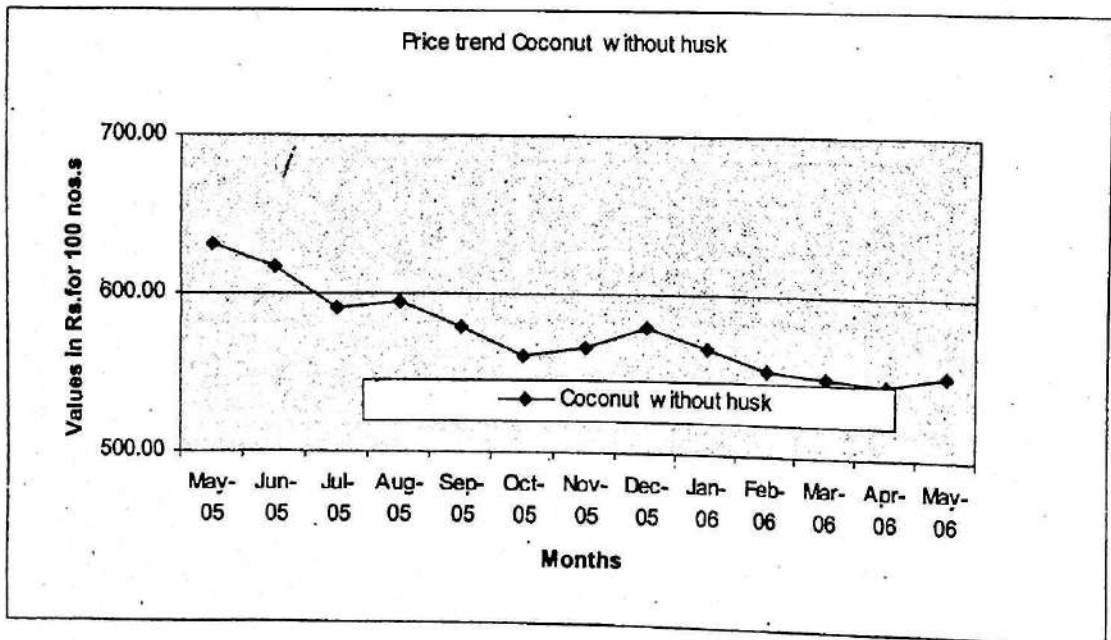
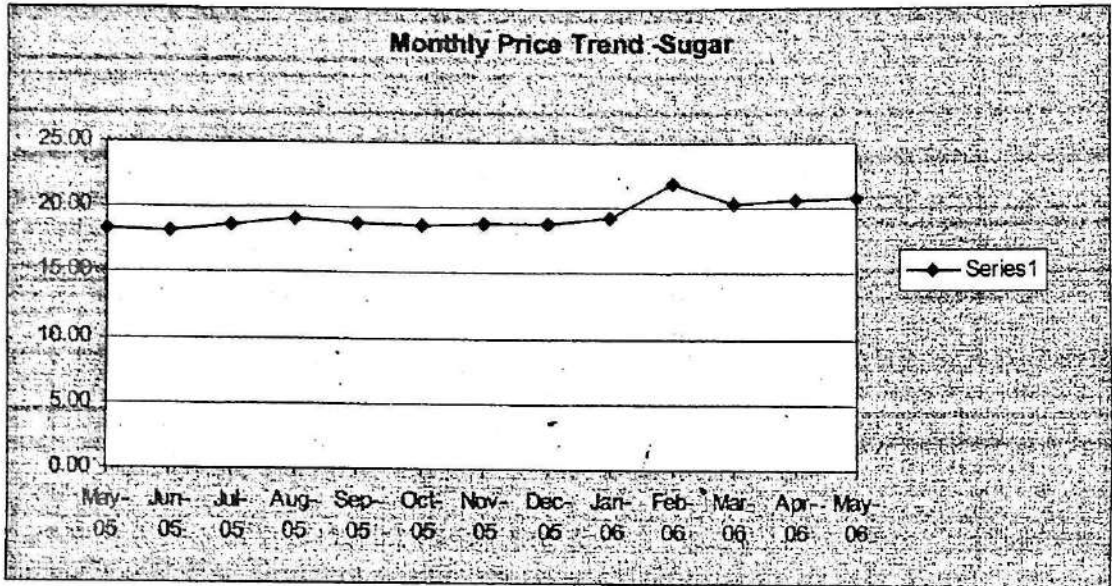


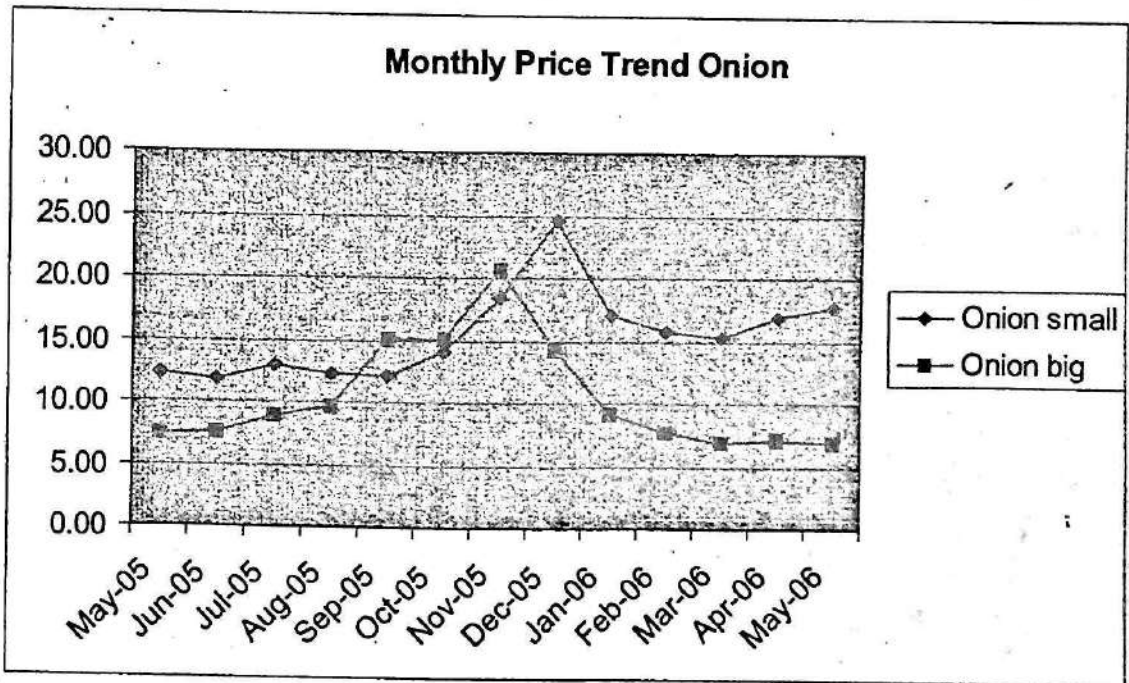
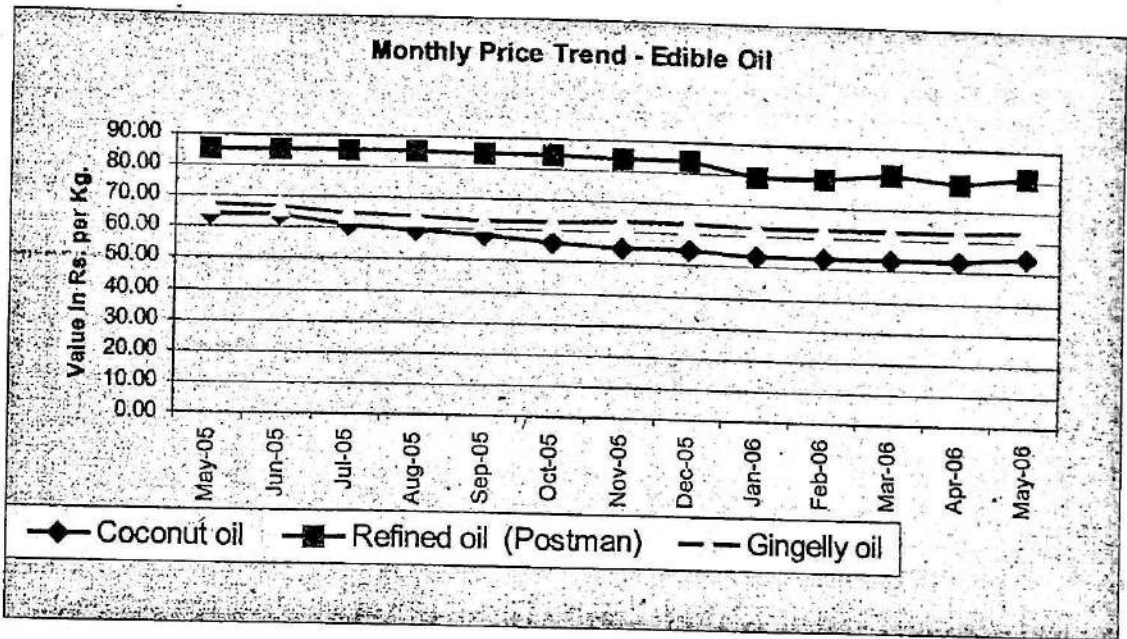
**Table F**  
**Monthly retail prices of certain essential commodities for the last one year**

Sl. No.	Name of Commodity	Unit	Retail Prices on the Second Friday of												
			May-05	Jun-05	Jul-05	Aug-05	Sep-05	Oct-05	Nov-05	Dec-05	Jan-06	Feb-06	Mar-06	Apr-06	May-06
(1)	(2)	(3)	(4)	(5)	(6)	(7)	(8)	(9)	(10)	(11)	(12)	(13)	(14)	(15)	(16)
<b>A. RICE - Open Market</b>															
1	Red - Matta	Kg	13.30	13.30	13.55	13.35	13.23	13.29	13.46	13.44	13.71	13.72	13.82	13.55	13.61
2	Red - Chamba	Kg	13.53	13.46	13.36	13.53	13.07	13.36	13.59	13.67	13.73	13.73	13.85	13.82	13.73
3	White - Andra Vella	Kg	14.01	13.87	13.78	13.78	13.82	13.86	13.94	14.11	14.06	14.24	14.64	13.94	13.95
<b>B. PULSES</b>															
4	Green gram	Kg	33.79	34.25	34.61	34.79	33.25	32.66	35.25	37.18	37.36	37.64	39.35	44.86	44.50
5	Black gram split w/o husk	Kg	32.16	33.32	34.68	34.79	35.61	37.07	43.55	47.07	47.14	47.00	47.87	55.86	56.07
6	Dhall(Tur)	Kg	31.60	32.48	33.77	33.64	34.39	34.11	34.95	35.07	33.64	32.79	32.62	34.89	34.39
<b>C. OTHER FOOD ITEMS</b>															
7	Sugar(O.M)	Kg.	18.28	18.24	18.63	19.14	18.75	18.63	18.86	18.83	19.29	21.93	20.38	20.66	20.83
8	Milk (Cow's)	Ltr.	14.93	14.93	14.93	14.93	14.93	14.93	14.93	14.93	14.93	14.93	14.92	14.93	14.93
9	Egg Hen's (White lagon)	Dozen	15.91	18.57	18.86	17.29	16.99	16.76	17.04	20.29	19.18	16.85	12.59	11.17	14.09
10	Mutton with bores	Kg	143.93	144.23	144.23	145.42	144.23	145.77	146.54	146.07	146.79	148.21	148.93	152.50	154.64
11	Tea (Kannan Devan)	½ kg	72.14	72.21	72.21	72.15	71.93	72.21	72.29	72.36	72.36	72.14	72.21	72.14	71.07
12	Coffee Powder (Brook Bond Gr.Label)	½ kg	69.64	70.29	70.71	71.92	72.14	71.71	72.07	74.14	74.00	74.43	74.79	74.71	76.14
<b>D. OIL AND OIL SEEDS</b>															
13	Coconut oil	Kg	63.95	64.41	60.89	59.75	57.95	56.05	54.66	54.86	53.36	53.71	53.77	53.70	55.14
14	Groundnut oil	Kg	68.27	68.85	68.10	68.60	68.33	68.60	68.85	68.85	68.50	68.00	69.64	68.83	70.17
15	Refined oil (Postman)	Kg.	85.35	85.35	85.35	85.15	84.63	84.43	84.33	84.33	79.30	79.10	81.20	78.77	81.69
16	Gingelly oil	Kg.	67.46	66.52	64.80	64.38	63.07	63.00	63.43	63.52	62.80	62.59	62.71	62.80	63.23
17	Coconut without husk	100 nos	631.07	616.79	591.43	594.29	579.64	561.43	566.43	579.29	566.79	553.21	548.85	545.71	552.50

(1)	(2)	(3)	(4)	(5)	(6)	(7)	(8)	(9)	(10)	(11)	(12)	(13)	(14)	(15)	(16)
<b>E. SPICES AND CONDIMENTS</b>															
18	Corriandar	Kg.	30.37	30.44	30.71	30.14	30.23	29.88	30.30	32.02	33.16	33.09	33.15	36.11	38.25
19	Chillies dry	Kg.	33.50	33.07	32.64	33.07	32.59	33.43	41.11	44.79	43.43	43.36	45.38	50.21	55.07
20	Onion small	Kg.	12.26	11.77	12.89	12.29	12.14	14.11	18.39	24.57	17.04	15.68	15.27	16.93	17.64
21	Tamarind without seeds loose	Kg.	37.07	35.71	36.00	35.43	34.57	34.57	34.93	34.50	35.07	34.14	35.23	33.86	34.29
<b>F. TUBERS</b>															
22	Chenai	Kg.	11.71	13.86	13.43	10.93	10.21	10.07	10.07	9.86	9.79	9.93	10.31	10.71	11.86
23	Tapioca Raw	Kg.	6.11	6.14	6.11	6.46	6.43	6.39	6.43	6.50	6.57	6.43	6.50	6.46	6.71
24	Potato	Kg.	10.39	11.89	12.46	11.86	10.43	10.51	12.63	14.80	16.86	13.71	12.38	12.09	13.18
25	Colocassia	Kg.	15.00	15.50	16.00	15.38	18.71	16.43	17.29	16.64	15.14	14.07	13.85	15.31	15.00
<b>G. VEGETABLES</b>															
26	Onion big	Kg.	7.41	7.61	8.77	9.75	15.06	15.14	20.59	14.23	9.18	7.79	6.96	6.98	6.86
27	Brinjal	Kg.	10.71	10.21	10.14	11.50	11.86	11.00	17.93	16.64	14.00	14.00	11.08	11.00	11.57
28	Cucumber	Kg.	7.64	8.57	7.64	9.14	9.36	8.36	8.43	9.93	9.86	8.00	7.08	8.07	8.21
29	Ladies Finger	Kg.	11.00	12.79	12.36	11.36	11.00	11.29	13.00	13.93	14.79	14.29	9.92	11.64	11.71
30	Cabbage	Kg.	10.43	11.71	11.36	10.43	9.86	10.07	11.50	12.57	12.36	11.29	9.62	8.93	9.21
31	Bittergourd	Kg.	15.00	17.57	17.21	18.64	17.71	17.43	18.93	18.86	16.36	15.36	13.85	15.07	15.43
32	Tomatto	Kg.	14.64	8.14	13.50	11.43	13.43	15.43	16.93	12.18	11.00	8.36	7.23	9.21	16.14
33	Chillies green	Kg.	12.79	17.14	20.14	14.79	15.93	13.86	20.14	18.43	17.14	17.29	14.08	15.00	16.07
34	Banana green	Kg.	13.07	16.14	13.21	13.93	20.36	15.64	14.07	12.57	15.36	14.93	14.92	16.07	15.36
35	Plantain green	Kg.	9.50	9.79	9.71	9.50	-10.43	10.00	10.46	9.71	9.86	9.93	9.85	9.54	9.18
<b>H. MISCELLANEOUS ITEMS</b>															
36	Washing Soap (501 Half Bar)	1/2 Bar	8.00	8.00	8.00	8.00	7.96	7.96	7.96	8.00	8.00	8.00	8.00	8.00	8.04
37	Toilet Soap - Lux	100 gm	12.82	12.82	12.82	12.88	12.86	12.86	12.86	12.93	12.96	12.96	12.96	12.96	12.93
38	Toothpaste - Colgate	100 gm	25.00	25.29	25.36	25.46	25.43	25.50	25.64	25.86	25.86	25.93	25.93	25.93	25.93
39	Cement - Sankar (Ord.Paper Bag)	each	190.42	190.58	189.77	187.08	186.00	184.50	184.04	182.08	185.73	184.15	182.08	199.54	215.46







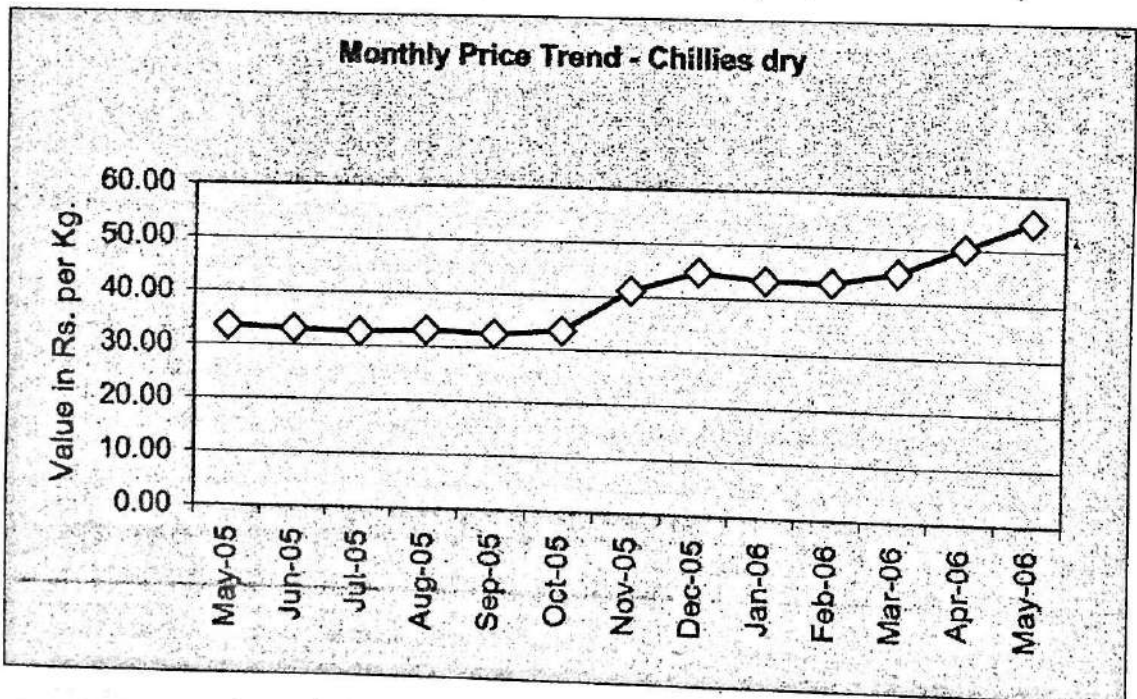
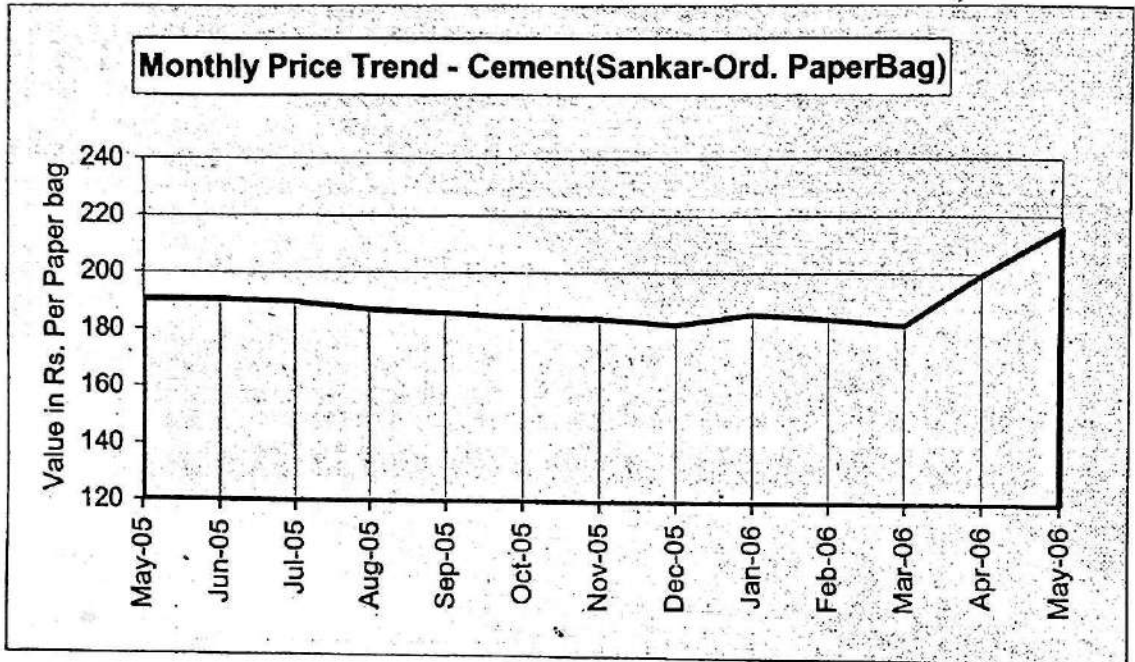


Table A

Comparative statement of Retail Prices of essential commodities prevailed in  
Tamilnadu and Kerala on 15/06/2006

(Rs/Kg.

Sl.No.	Commodity	Coimbatore	Palakkad	Nagarcoil	Thiruvananthapuram
1	Boiled Rice (Fine)	12.00	12.70*	13.00	14.50*
2	Boiled Rice (Common)	12.00	13.50**	11.50	15.00**
3	Raw Rice (Fine)	12.00	NT	12.00	NT
4	Raw Rice (Common)	NT	NT	11.00	NT
5	Redgram dhall	30.00	NT	35.00	NT
6	Blackgram dhall	48.00	58.00	54.00	58.00
7	Greengram dhall	46.00	50.00	44.00	52.00
8	Bengalgram dhall	34.00	NT	36.00	NT
9	Groundnut Oil (ordinary)	52.00	60.00	56.00	60.00
10	Coconut Oil (Ordinary)	60.00	55.00	54.00	58.00
11	Gingilly Oil (Ordinary)	55.00	60.00	55.00	64.00
12	Dry Chillies (Ramnad mund)	50.00	65.00	57.00	62.00
13	Tamarind (medium)	42.00	26.00***	26.00	30.00***
14	Wheat (white)	14.00	NT	11.50	NT
15	Sugar	20.00	20.50	20.50	21.00
16	Pototo (medium)	14.00	12.00	14.00	16.50
17	Onion (II sort)	7.00	7.00	8.00	8.00
18	Onion (Smbar/kar)	14.00	16.00	17.00	18.00
19	Salt (Ordinary)	3.00	2.50	2.00	3.50

\* Rice(Red) Matta

\*\* Rice(White)Andhra Vella

\*\*\*Tamarind w/o seeds loose

Table B

Comparative statement of Retail Prices of essential commodities prevailed in  
Tamilnadu and Kerala on 30/06/2006

(Rs/Kg.)

Sl.No.	Commodity	Coimbatore	Palakkad	Nagarcoil	Thiruvananthapuram
1	Boiled Rice (Fine)	12.00	12.70*	13.00	14.50*
2	Boiled Rice (Common)	12.00	13.50**	11.50	15.00**
3	Raw Rice (Fine)	12.00	NT	12.00	NT
4	Raw Rice (Common)	NT	NT	11.00	NT
5	Redgram dhall	28.00	NT	35.00	NT
6	Blackgram dhall	48.00	58.00	54.00	58.00
7	Greengram dhall	46.00	50.00	44.00	52.00
8	Bengalgram dhall	34.00	NT	36.00	NT
9	Groundnut Oil (ordinary)	52.00	60.00	56.00	60.00
10	Coconut Oil (Ordinary)	60.00	55.00	54.00	54.00
11	Gingilly Oil (Ordinary)	55.00	60.00	55.00	64.00
12	Dry Chillies (Ramnad mund)	50.00	65.00	57.00	65.00
13	Tamarind (medium)	42.00	26.00***	26.00	***30.00
14	Wheat (white)	15.00	NT	11.50	NT
15	Sugar	19.50	20.00	20.50	21.00
16	Pototo (medium)	14.00	13.00	13.00	17.00
17	Onion (II sort)	7.00	7.00	8.00	8.50
18	Onion (Smbar/kar)	12.00	18.00	16.00	19.00
19	Salt (Ordinary)	3.00	2.50	2.00	3.50

\* Rice(Red) Matta

\*\* Rice(White)Andhra Vella

\*\*\*Tamarind w/o seeds loose



Table C

Percentage variation of retail prices of certain essential commodities for  
the Second Friday of May 2006 & June 2006

Sl. No.	Name of Commodity	Unit	Prices (in Rs.) on		Percentage variation
			May-06	Jun-06	
(1)	(2)	(3)	(4)	(5)	(6)
	<b>A. RICE - Open Market</b>				
1	Red - Matta	Kg	13.61	13.80	1.42
2	Red - Chamba	Kg	13.73	13.72	-0.07
3	White - Andra Vella	Kg	13.95	14.23	1.95
	<b>B. PULSES</b>				
4	Green gram	Kg	44.50	45.00	1.12
5	Black gram split w/o husk	Kg	56.07	57.14	1.91
6	Dhall(Tur)	Kg	34.39	34.39	0.00
	<b>C. OTHER FOOD ITEMS</b>				
7	Sugar(O.M)	Kg.	20.83	20.57	-1.23
8	Milk (Cow's)	Ltr.	14.93	14.93	0.00
9	Egg Hen's (White lagon)	Dozen	14.09	16.09	14.25
10	Mutton with bones	Kg	154.64	153.93	-0.46
11	Tea (Kannan Devan)	1/2 kg	71.07	71.64	0.80
12	Coffee Powder (Brook Bond Gr.Label)	1/2 kg	76.14	76.43	0.38
	<b>D. OIL AND OIL SEEDS</b>				
13	Coconut oil	Kg	55.14	55.50	0.65
14	Groundnut oil	Kg	70.17	68.50	-2.38
15	Refined oil (Postman)	Kg.	81.69	77.19	-5.51
16	Gingelly oil	Kg.	63.23	61.45	-2.82
17	Coconut without husk	100 nos	552.50	543.93	-1.55
	<b>E. SPICES AND CONDIMENTS</b>				
18	Corriandar	Kg.	38.25	40.75	6.54
19	Chillies dry	Kg.	55.07	63.43	15.18
20	Onion small	Kg.	17.64	17.36	-1.62
21	Tamarind without seeds loose	Kg.	34.29	33.21	-3.12

Table C Contd..

Sl. No.	Name of Commodity	Unit	Prices (in Rs.) on		Percentage Variation
			May-06	Jun-06	
(1)	(2)	(3)	(4)	(5)	(6)
	<b>F. TUBERS</b>				
22	Chenai	Kg.	11.86	13.57	14.46
23	Tapioca Raw	Kg.	6.71	6.46	-3.72
24	Potato	Kg.	13.18	14.36	8.94
25	Colocassia	Kg.	15.00	15.93	6.19
	<b>G. VEGETABLES</b>				
26	Onion big	Kg.	6.86	7.54	9.90
27	Brinjal	Kg.	11.57	11.29	-2.47
28	Cucumber	Kg.	8.21	8.86	7.83
29	Ladies Finger	Kg.	11.71	15.57	32.93
30	Cabbage	Kg.	9.21	9.93	7.75
31	Bittergourd	Kg.	15.43	17.93	16.20
32	Tomatto	Kg.	16.14	21.00	30.09
33	Chillies green	Kg.	16.07	18.36	14.22
34	Banana green	Kg.	15.36	15.43	0.47
35	Plantain green	Kg.	9.18	9.29	1.17
	<b>H. MISCELLANEOUS ITEMS</b>				
36	Washing Soap (501 Half Bar)	1/2 Bar	8.04	8.18	1.78
37	Toilet Soap - Lux	100 gm	12.93	12.96	0.28
38	Toothpaste - Colgate	100 gm	25.93	25.86	-0.28
39	Cement - Sankar (Ord.Paper Bag)	each	215.46	221.46	2.79

Table D

**Percentage variation of retail prices of certain essential commodities  
for the Second Friday of June 2005 & 2006**

Sl. No.	Name of Commodity	Unit	Prices (in Rs.) on		Percentage variation
			Jun-05	Jun-06	
(1)	(2)	(3)	(4)	(5)	(6)
	A. RICE - Open Market				
1	Red - Matta	Kg	13.30	13.80	3.76
2	Red - Chamba	Kg	13.46	13.72	1.89
3	White - Andra Vella	Kg	13.87	14.23	2.56
	B. PULSES				
4	Green gram	Kg	34.25	45.00	31.39
5	Black gram split w/o husk	Kg	33.32	57.14	71.49
6	Dhall(Tur)	Kg	32.48	34.39	5.89
	C. OTHER FOOD ITEMS				
7	Sugar(O.M)	Kg.	18.24	20.57	12.79
8	Milk (Cow's)	Ltr.	14.93	14.93	0.00
9	Egg Hen's (White lagon)	Dozen	18.57	16.09	-13.35
10	Mutton with bones	Kg	144.23	153.93	6.72
11	Tea (Kannan Devan)	1/2 kg	72.21	71.64	-0.79
12	Coffee Powder (Brook Bond Gr.Label)	1/2 kg	70.29	76.43	8.74
	D. OIL AND OIL SEEDS				
13	Coconut oil	Kg	64.41	55.50	-13.83
14	Groundnut oil	Kg	68.85	68.50	-0.51
15	Refined oil (Postman)	Kg.	85.35	77.19	-9.56
16	Gingelly oil	Kg.	66.52	61.45	-7.62
17	Coconut without husk	100 nos	616.79	543.93	-11.81
	E. SPICES AND CONDIMENTS				
18	Corriandar	Kg.	30.44	40.75	33.86
19	Chillies dry	Kg.	33.07	63.43	91.79
20	Onion small	Kg.	11.77	17.36	47.45
21	Tamarind without seeds loose	Kg.	35.71	33.21	-7.00

Table D Contd..

Sl. No.	Name of Commodity	Unit	Prices (in Rs.) on		Percentage Variation
			Jun-05	Jun-06	
(1)	(2)	(3)	(4)	(5)	(6)
	<b>F. TUBERS</b>				
22	Chennai	Kg.	13.86	13.57	-2.06
23	Tapioca Raw	Kg.	6.14	6.46	5.23
24	Potato	Kg.	11.89	14.36	20.79
25	Colocassia	Kg.	15.50	15.93	2.76
	<b>G. VEGETABLES</b>				
26	Onion big	Kg.	7.61	7.54	-1.03
27	Brinjal	Kg.	10.21	11.29	10.49
28	Cucumber	Kg.	8.57	8.86	3.33
29	Ladies Finger	Kg.	12.79	15.57	21.79
30	Cabbage	Kg.	11.71	9.93	-15.24
31	Bittergourd	Kg.	17.57	17.93	2.03
32	Tomatto	Kg.	8.14	21.00	157.89
33	Chillies green	Kg.	17.14	18.36	7.08
34	Banana green	Kg.	16.14	15.43	-4.42
35	Plantain green	Kg.	9.79	9.29	-5.11
	<b>H. MISCELLANEOUS ITEMS</b>				
36	Washing Soap (501 Half Bar)	1/2 Bar	8.00	8.18	2.23
37	Toilet Soap - Lux	100 gm	12.82	12.96	1.11
38	Toothpaste - Colgate	100 gm	25.29	25.86	2.26
39	Cement - Sankar (Ord.Paper Bag)	each	190.58	221.46	16.21

Table E

Quarterly retail prices of certain essential commodities for the Second Friday for the last one year

Sl. No.	Name of Commodity	Unit	Prices (in Rs.) on				
			Jun-05	Sep-05	Dec-05	Mar-06	Jun-06
(1)	(2)	(3)	(4)	(5)	(6)	(7)	(8)
<b>A. RICE - Open Market</b>							
1	Red - Matta	Kg	13.30	13.23	13.44	13.82	13.80
2	Red - Chamba	Kg	13.46	13.07	13.67	13.85	13.72
3	White - Andra Vella	Kg	13.87	13.82	14.11	14.64	14.23
<b>B. PULSES</b>							
4	Green gram	Kg	34.25	33.25	37.18	39.35	45.00
5	Black gram split w/o husk	Kg	33.32	35.61	47.07	47.87	57.14
6	Dhall(Tur)	Kg	32.48	34.39	35.07	32.62	34.39
<b>C. OTHER FOOD ITEMS</b>							
7	Sugar(O.M)	Kg.	18.24	18.75	18.83	20.38	20.57
8	Milk (Cow's)	Ltr.	14.93	14.93	14.93	14.92	14.93
9	Egg Hen's (White lagon)	Dozen	18.57	16.99	20.29	12.59	16.09
10	Mutton with bones	Kg	144.23	144.23	146.07	149.62	153.93
11	Tea (Kannan Devan)	1/2 kg	72.21	71.93	72.36	72.15	71.64
12	Coffee Powder (Brook Bond Gr.Label)	1/2 kg	70.29	72.14	74.14	74.54	76.43
<b>D. OIL AND OIL SEEDS</b>							
13	Coconut oil	Kg	64.41	57.95	54.86	53.77	55.50
14	Groundnut oil	Kg	68.85	68.33	68.85	69.64	68.50
15	Refined oil (Postman)	Kg.	85.35	84.63	84.33	81.20	77.19
16	Gingelly oil	Kg.	66.52	63.07	63.52	62.71	61.45
17	Coconut without husk	100 nos	616.79	579.64	579.29	548.85	543.93
<b>E. SPICES AND CONDIMENTS</b>							
18	Corriandar	Kg.	30.44	30.23	32.02	33.15	40.75
19	Chillies dry	Kg.	33.07	32.59	44.79	45.38	63.43
20	Onion small	Kg.	11.77	12.14	24.57	15.27	17.36
21	Tamarind without seeds loose	Kg.	35.71	34.57	34.50	35.23	33.21

Table E Contd..

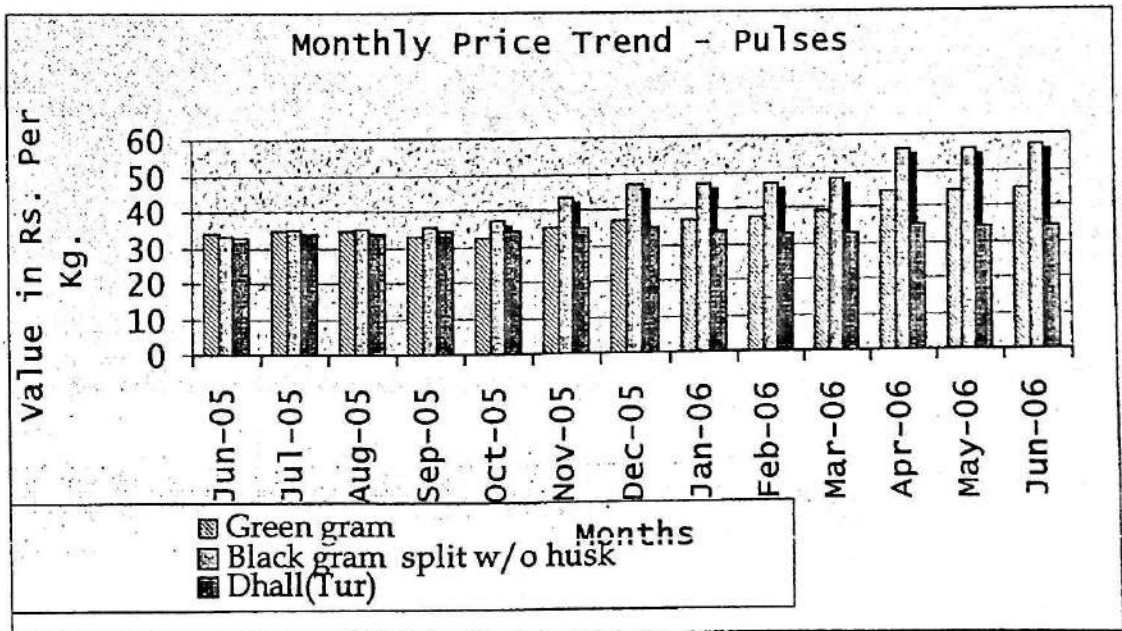
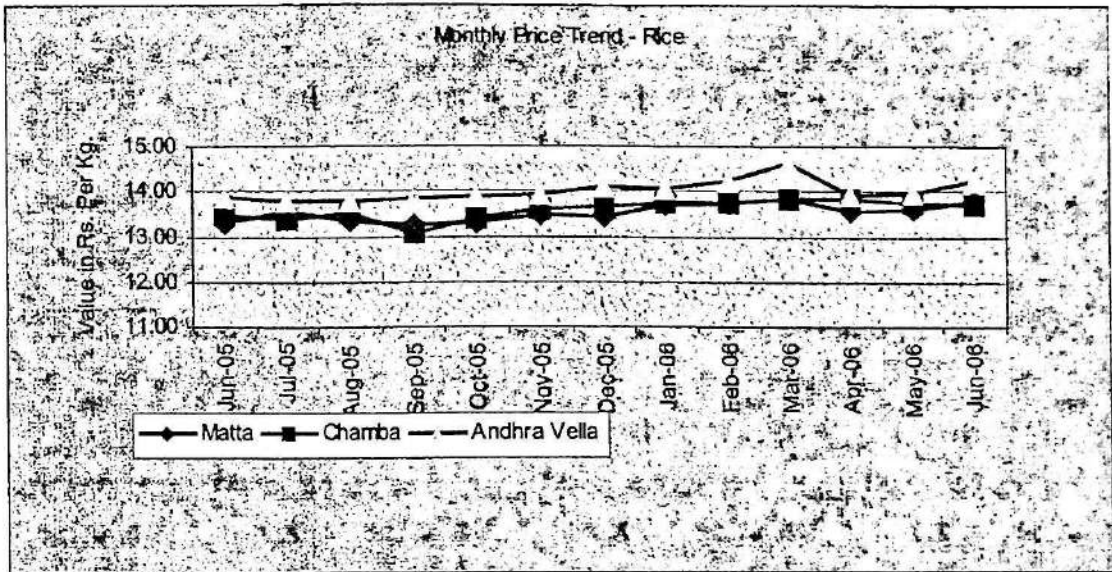
Sl. No.	Name of Commodity	Unit	Prices (in Rs.) on				
			Jun-05	Sep-05	Dec-05	Mar-06	Jun-06
(1)	(2)	(3)	(4)	(5)	(6)	(7)	(8)
	<b>F. TUBERS</b>						
22	Chennai	Kg.	13.86	10.21	9.86	10.31	13.57
23	Tapioca Raw	Kg.	6.14	6.43	6.50	6.50	6.46
24	Potato	Kg.	11.89	10.43	14.80	12.38	14.36
25	Colocassia	Kg.	15.50	18.71	16.64	13.85	15.93
	<b>G. VEGETABLES</b>						
26	Onion big	Kg.	7.61	15.06	14.23	6.96	7.54
27	Brinjal	Kg.	10.21	11.86	16.64	11.08	11.29
28	Cucumber	Kg.	8.57	9.36	9.93	7.08	8.86
29	Ladies Finger	Kg.	12.79	11.00	13.93	9.92	15.57
30	Cabbage	Kg.	11.71	9.86	12.57	9.62	9.93
31	Bittergourd	Kg.	17.57	17.71	18.86	13.85	17.93
32	Tomatto.	Kg.	8.14	13.43	12.18	7.23	21.00
33	Chillies green	Kg.	17.14	15.93	18.43	14.08	18.36
34	Banana green	Kg.	16.14	20.36	12.57	14.92	15.43
35	Plantain green	Kg.	9.79	10.43	9.71	9.85	9.29
	<b>H. MISCELLANEOUS ITEMS</b>						
36	Washing Soap (501 Half Bar)	1/2 Bar	8.00	7.96	8.00	8.00	8.18
37	Toilet Soap - Lux	100 gm	12.82	12.86	12.93	12.96	12.96
38	Toothpaste - Colgate	100 gm	25.29	25.43	25.86	25.92	25.86
39	Cement - Sankar (Ord.Paper Bag)	each	190.58	186.00	182.08	182.08	221.46

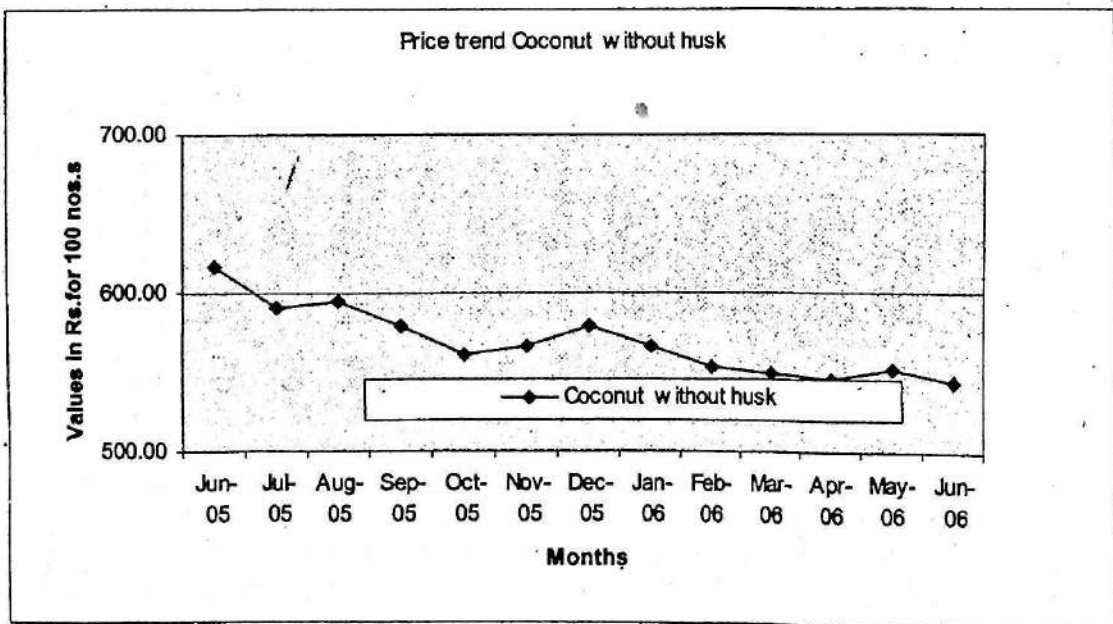
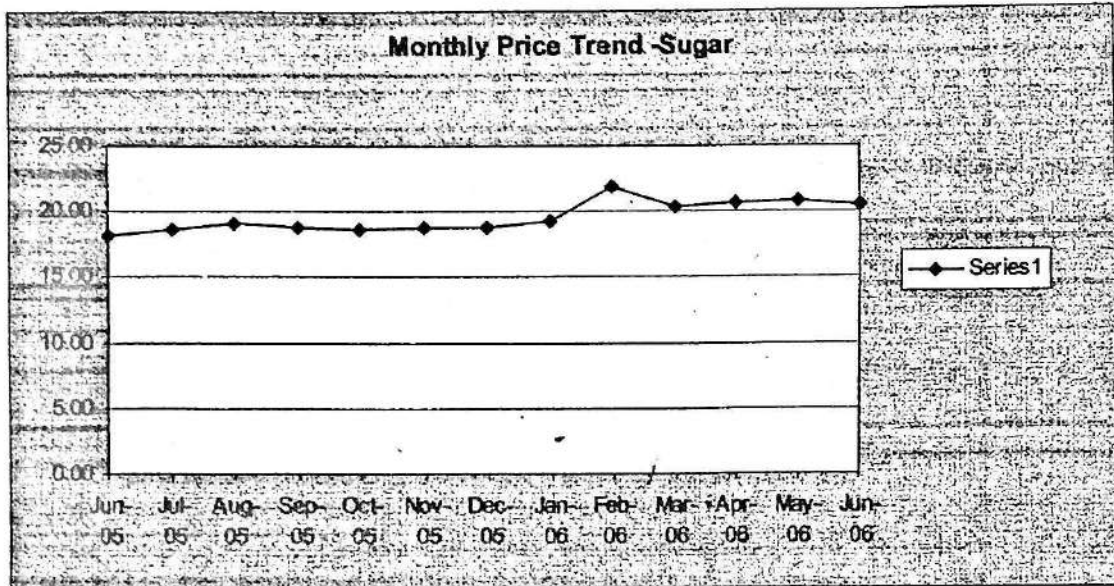
**Table F**  
**Monthly retail prices of certain essential commodities for the last one year**

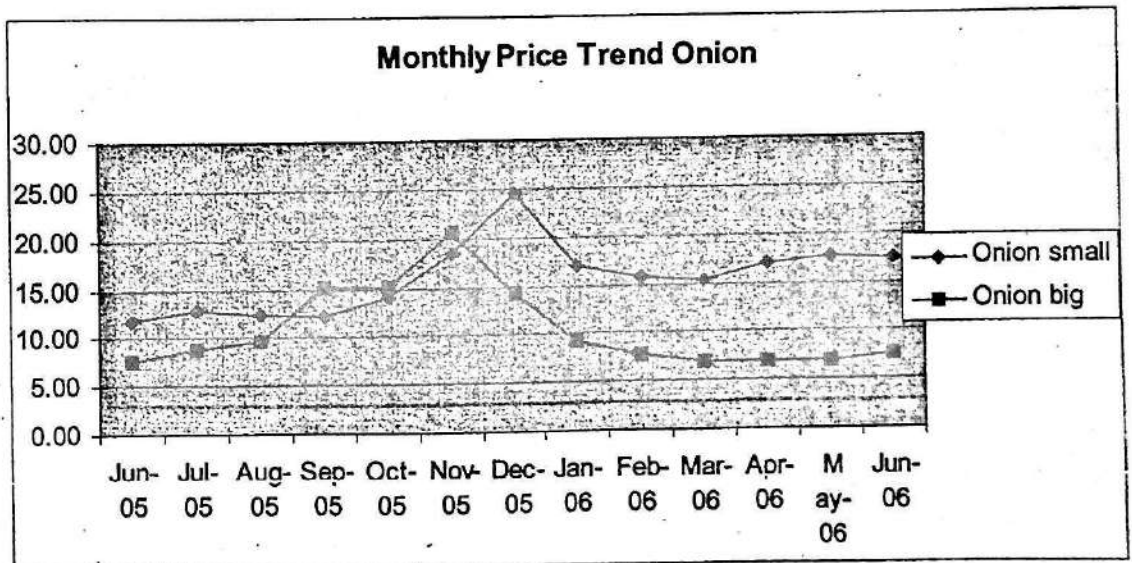
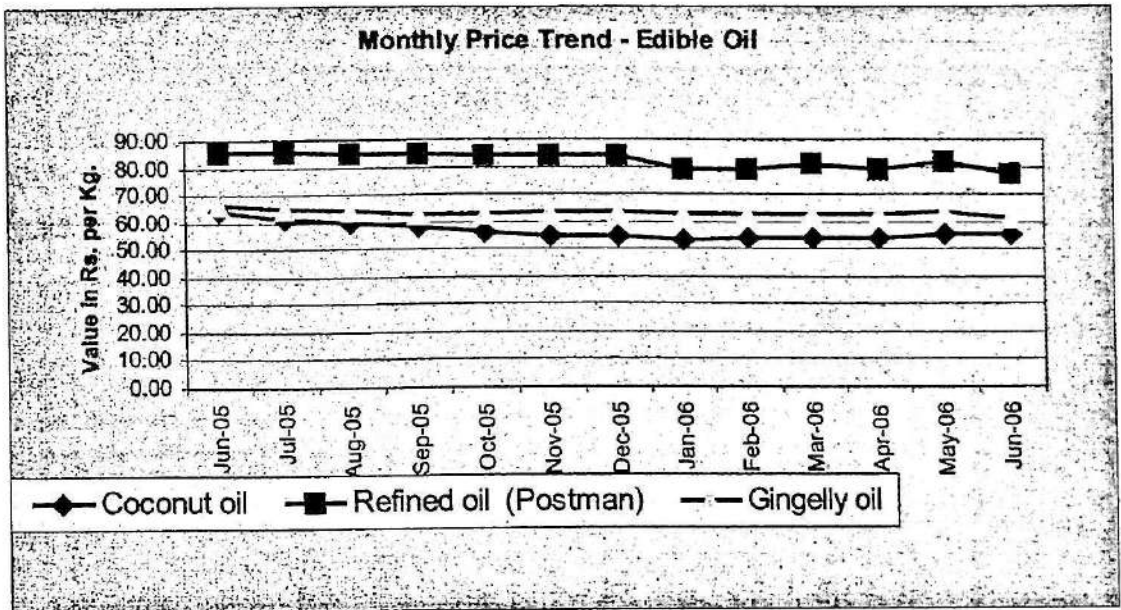
Sl. No.	Name of Commodity	Unit	Retail Prices on the Second Friday of													
			Jun-05 (4)	Jul-05 (5)	Aug-05 (6)	Sep-05 (7)	Oct-05 (8)	Nov-05 (9)	Dec-05 (10)	Jan-06 (11)	Feb-06 (12)	Mar-06 (13)	Apr-06 (14)	May-06 (15)	Jun-06 (16)	
<b>A. RICE - Open Market</b>																
1	Red - Matta	Kg	13.30	13.55	13.35	13.23	13.29	13.46	13.44	13.71	13.72	13.82	13.55	13.61	13.80	
2	Red - Chamba	Kg	13.46	13.36	13.53	13.07	13.36	13.59	13.67	13.73	13.73	13.85	13.82	13.73	13.72	
3	White - Andra Vella	Kg	13.87	13.78	13.78	13.82	13.86	13.94	14.11	14.06	14.24	14.64	13.94	13.95	14.23	
<b>B. PULSES</b>																
4	Green gram	Kg	34.25	34.61	34.79	33.25	32.66	35.25	37.18	37.36	37.64	39.35	44.86	44.50	45.00	
5	Black gram split w/o husk	Kg	33.32	34.68	34.79	35.61	37.07	43.55	47.07	47.14	47.00	47.87	55.86	56.07	57.14	
6	Dhall(Tur)	Kg	32.48	33.77	33.64	34.39	34.11	34.95	35.07	33.64	32.79	32.62	34.89	34.39	34.39	
<b>C. OTHER FOOD ITEMS</b>																
7	Sugar(O.M)	Kg.	18.24	18.63	19.14	18.75	18.63	18.86	18.83	19.29	21.93	20.38	20.66	20.83	20.57	
8	Milk (Cow's)	Ltr.	14.93	14.93	14.93	14.93	14.93	14.93	14.93	14.93	14.93	14.92	14.93	14.93	14.93	
9	Egg Hen's (White lagon)	Dozen	18.57	18.86	17.29	16.99	16.76	17.04	20.29	19.18	16.85	12.59	11.17	14.09	16.09	
10	Mutton with bones	Kg	144.23	144.23	145.42	144.23	145.77	146.54	146.07	148.08	148.85	149.62	153.46	154.64	153.93	
11	Tea (Kannan Devan)	½ kg	72.21	72.21	72.15	71.93	72.21	72.29	72.36	72.31	72.15	72.15	72.08	71.07	71.64	
12	Coffee Powder (Brook Bond Gr.Label)	½ kg	70.29	70.71	71.92	72.14	71.71	72.07	74.14	74.08	74.15	74.54	74.46	76.14	76.43	
<b>D. OIL AND OIL SEEDS</b>																
13	Coconut oil	Kg	64.41	60.89	59.75	57.95	56.05	54.66	54.86	53.36	53.71	53.77	53.70	55.14	55.50	
14	Groundnut oil	Kg	68.85	68.10	68.60	68.33	68.60	68.85	68.85	68.50	68.00	69.64	68.83	70.17	68.50	
15	Refined oil (Postman)	Kg.	85.35	85.35	85.15	84.63	84.43	84.33	84.33	79.30	79.10	81.20	78.77	81.69	77.19	
16	Gingelly oil	Kg.	66.52	64.80	64.38	63.07	63.00	63.43	63.52	62.80	62.59	62.71	62.80	63.23	61.45	
17	Coconut without husk	100 nos	616.79	591.43	594.29	579.64	561.43	566.43	579.29	566.79	553.21	548.85	545.71	552.50	543.93	

(1)	(2)	(3)	(4)	(5)	(6)	(7)	(8)	(9)	(10)	(11)	(12)	(13)	(14)	(15)	(16)
	<b>E. SPICES AND CONDIMENTS</b>														
18	Corriandar	Kg.	30.44	30.71	30.14	30.23	29.88	30.30	32.02	33.16	33.09	33.15	36.11	38.25	40.75
19	Chillies dry	Kg.	33.07	32.64	33.07	32.59	33.43	41.11	44.79	43.43	43.36	45.38	50.21	55.07	63.43
20	Onion small	Kg.	11.77	12.89	12.29	12.14	14.11	18.39	24.57	17.04	15.68	15.27	16.93	17.64	17.36
21	Tamarind without seeds loose	Kg.	35.71	36.00	35.43	34.57	34.57	34.93	34.50	35.07	34.14	35.23	33.86	34.29	33.21
	<b>F. TUBERS</b>														
22	Chennai	Kg.	73.86	13.43	10.93	10.21	10.07	10.07	9.86	9.79	9.93	10.31	10.71	11.86	13.57
23	Tapioca Raw	Kg.	6.14	6.11	6.46	6.43	6.39	6.43	6.50	6.57	6.43	6.50	6.46	6.71	6.46
24	Potato	Kg.	11.89	12.46	11.86	10.43	10.51	12.63	14.80	16.86	13.71	12.38	12.09	13.18	14.36
25	Colocassia	Kg.	15.50	16.00	15.38	18.71	16.43	17.29	16.64	15.14	14.07	13.85	15.31	15.00	15.93
	<b>G. VEGETABLES</b>														
26	Onion big	Kg.	7.61	8.77	9.75	15.06	15.14	20.59	14.23	9.18	7.79	6.96	6.98	6.86	7.54
27	Brinjal	Kg.	10.21	10.14	11.50	11.86	11.00	17.93	16.64	14.00	14.00	11.08	11.00	11.57	11.29
28	Cucumber	Kg.	8.57	7.64	9.14	9.36	8.36	8.43	9.93	9.86	8.00	7.08	8.07	8.21	8.86
29	Ladies Finger	Kg.	12.79	12.36	11.36	11.00	11.29	13.00	13.93	14.79	14.29	9.92	11.64	11.71	15.57
30	Cabbage	Kg.	11.71	11.36	10.43	9.86	10.07	11.50	12.57	12.36	11.29	9.62	8.93	9.21	9.93
31	Bittergourd	Kg.	17.57	17.21	18.64	17.71	17.43	18.93	18.86	16.36	15.36	13.85	15.07	15.43	17.93
32	Tomatto	Kg.	8.14	13.50	11.43	13.43	15.43	16.93	12.18	11.00	8.36	7.23	9.21	16.14	21.00
33	Chillies green	Kg.	17.14	20.14	14.79	15.93	13.86	20.14	18.43	17.14	17.29	14.08	15.00	16.07	18.36
34	Banana green	Kg.	16.14	13.21	13.93	20.36	15.64	14.07	12.57	15.36	14.93	14.92	16.07	15.36	15.43
35	Plantain green	Kg.	9.79	9.71	9.50	10.43	10.00	10.46	9.71	9.86	9.93	9.85	9.54	9.18	9.29
	<b>H. MISCELLANEOUS ITEMS</b>														
36	Washing Soap (501 Half Bar)	1/2 Bar	8.00	8.00	8.00	7.96	7.96	7.96	8.00	8.00	8.00	8.00	8.00	8.04	8.18
37	Toilet Soap - Lux	100 gm	12.82	12.82	12.88	12.86	12.86	12.86	12.93	12.96	12.96	12.96	12.96	12.93	12.96
38	Toothpaste - Colgate	100 gm	25.29	25.36	25.46	25.43	25.50	25.64	25.86	25.85	25.92	25.92	25.92	25.93	25.86
39	Cement - Sankar (Ord. Paper Bag)	each	190.58	189.77	187.08	186.00	184.50	184.04	182.08	185.73	184.15	182.08	199.54	215.46	221.46









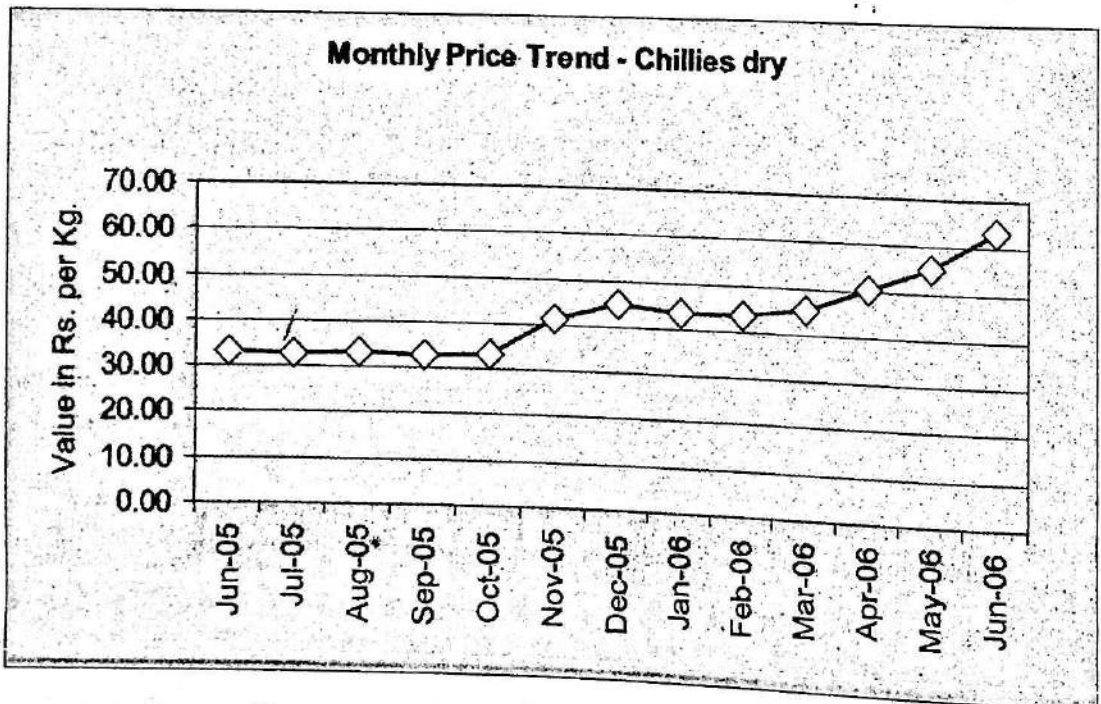
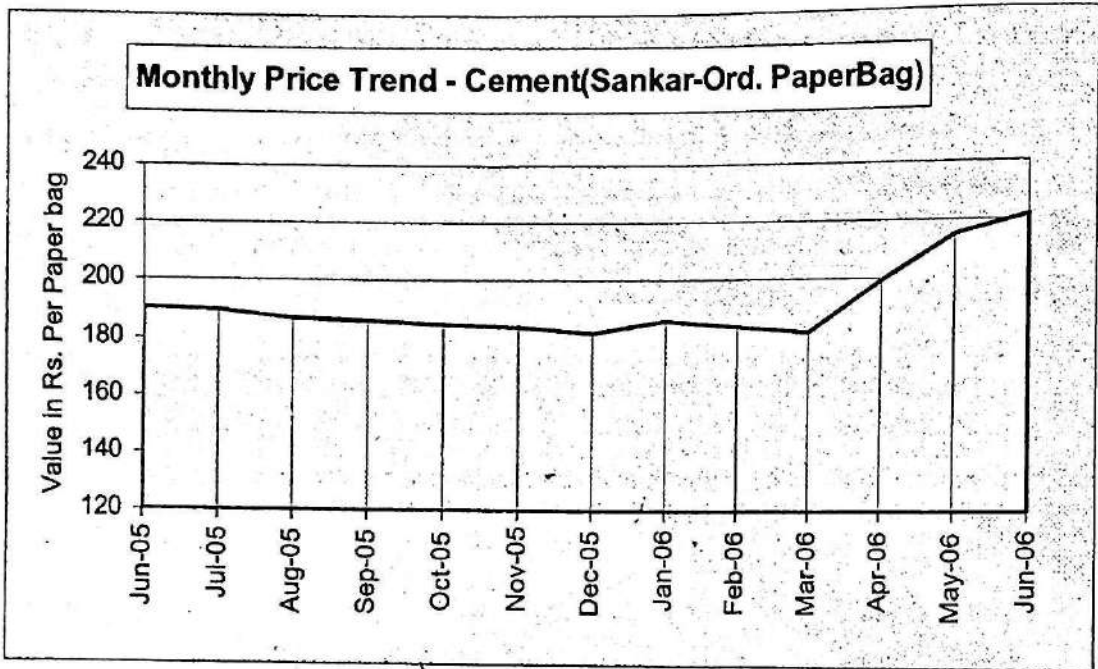


Table A

**Comparative statement of Retail Prices of essential commodities prevailed in  
Tamilnadu and Kerala on 15/07/2006**

(Rs/Kg.

Sl.No.	Commodity	Coimbatore	Palakkad	Nagarcoil	Thiruvananthapuram
1	Boiled Rice (Fine)	12.00	12.70*	13.00	14.50*
2	Boiled Rice (Common)	12.00	13.50**	11.50	15.00**
3	Raw Rice (Fine)	12.00	NT	12.00	NT
4	Raw Rice (Common)	NT	NT	11.00	NT
5	Redgram dhall	30.00	NT	35.00	NT
6	Blackgram dhall	48.00	58.00	54.00	58.00
7	Greengram dhall	46.00	48.00	44.00	52.00
8	Bengalgram dhall	34.00	NT	36.00	NT
9	Groundnut Oil (ordinary)	54.00	60.00	56.00	60.00
10	Coconut Oil (Ordinary)	60.00	52.00	54.00	54.00
11	Gingilly Oil (Ordinary)	55.00	60.00	55.00	64.00
12	Dry Chillies (Ramnad mund)	50.00	62.00	57.00	65.00
13	Tamarind (medium)	42.00	26.00***	26.00	30.00***
14	Wheat (white)	15.00	NT	14.00	NT
15	Sugar	20.00	20.00	20.00	21.00
16	Pototo (medium)	15.00	10.00	14.00	16.50
17	Onion (II sort)	8.00	7.00	8.00	8.50
18	Onion (Smbar/kar)	12.00	10.00	15.00	15.00
19	Salt (Ordinary)	3.00	2.50	2.00	3.50

\* Rice(Red) Matta

\*\* Rice(White)Andhra Vella

\*\*\*Tamarind w/o seeds loose

Table B

**Comparative statement of Retail Prices of essential commodities prevailed in  
Tamilnadu and Kerala on 31/07/2006**

(Rs/Kg.)

Sl.No.	Commodity	Coimbatore	Palakkad	Nagarcoil	Thiruvananthapuram
1	Boiled Rice (Fine)	12.00	12.70*	13.00	14.50*
2	Boiled Rice (Common)	12.00	13.50**	11.50	15.00**
3	Raw Rice (Fine)	12.00	NT	12.00	NT
4	Raw Rice (Common)	NT	NT	11.00	NT
5	Redgram dhall	30.00	NT	35.00	NT
6	Blackgram dhall	48.00	58.00	54.00	54.50
7	Greengram dhall	46.00	48.00	40.00	50.00
8	Bengalgram dhall	34.00	NT	36.00	NT
9	Groundnut Oil (ordinary)	54.00	55.00	58.00	60.00
10	Coconut Oil (Ordinary)	60.00	50.00	53.00	54.00
11	Gingilly Oil (Ordinary)	55.00	60.00	55.00	64.00
12	Dry Chillies (Rammad mund)	50.00	62.00	58.00	65.00
13	Tamarind (medium)	42.00	26.00***	27.00	***30.00
14	Wheat (white)	15.00	NT	15.00	NT
15	Sugar	20.00	20.00	20.00	21.00
16	Pototo (medium)	15.00	13.00	14.00	15.00
17	Onion (II sort)	8.00	7.00	8.00	8.00
18	Onion (Smbar/kaf)	12.00	12.00	13.00	12.50
19	Salt (Ordinary)	3.00	2.50	2.00	3.50

\* Rice(Red) Matta

\*\* Rice(White)Andhra Vella

\*\*\*Tamarind w/o seeds loose

Table C

**Percentage variation of retail prices of certain essential commodities for  
the Second Friday of June 2006 & July 2006**

Sl. No.	Name of Commodity	Unit	Prices (in Rs.) on		Percentage variation
			Jul-05	Jul-06	
(1)	(2)	(3)	(4)	(5)	(6)
	<b>A. RICE - Open Market</b>				
1	Red - Matta	Kg	13.80	13.89	0.62
2	Red - Chamba	Kg	13.72	13.86	1.03
3	White - Andra Vella	Kg	14.23	14.45	1.57
	<b>B. PULSES</b>				
4	Green gram	Kg	45.00	43.11	-4.21
5	Black gram split w/o husk	Kg	57.14	55.93	-2.13
6	Dhall(Tur)	Kg	34.39	34.00	-1.14
	<b>C. OTHER FOOD ITEMS</b>				
7	Sugar(O.M)	Kg.	20.57	20.23	-1.65
8	Milk (Cow's)	Ltr.	14.93	14.93	0.00
9	Egg Hen's (White lagon)	Dozen	16.09	16.16	0.40
10	Mutton with bones	Kg	153.93	153.93	0.00
11	Tea (Kannan Devan)	1/2 kg	71.64	72.07	0.60
12	Coffee Powder (Brook Bond Gr.Label)	1/2 kg	76.43	76.43	0.00
	<b>D. OIL AND OIL SEEDS</b>				
13	Coconut oil	Kg	55.50	52.55	-5.31
14	Groundnut oil	Kg	68.50	68.77	0.40
15	Refined oil (Postman)	Kg.	77.19	77.10	-0.11
16	Gingelly oil	Kg.	61.45	61.30	-0.23
17	Coconut without husk	100 nos	543.93	510.71	-6.11
	<b>E. SPICES AND CONDIMENTS</b>				
18	Corriandar	Kg.	40.75	40.39	-0.88
19	Chillies dry	Kg.	63.43	62.64	-1.24
20	Onion small	Kg.	17.36	16.29	-6.17
21	Tamarind without seeds loose	Kg.	33.21	34.21	3.01

Table C Contd..

Sl. No.	Name of Commodity	Unit	Prices (in Rs.) on		Percentage Variation
			Jul-05	Jul-06	
(1)	(2)	(3)	(4)	(5)	(6)
	<b>F. TUBERS</b>				
22	Chennai	Kg.	13.57	12.43	-8.42
23	Tapioca Raw	Kg.	6.46	6.64	2.76
24	Potato	Kg.	14.36	14.18	-1.24
25	Colocassia	Kg.	15.93	16.00	0.45
	<b>G. VEGETABLES</b>				
26	Onion big	Kg.	7.54	8.18	8.53
27	Brinjal	Kg.	11.29	12.79	13.29
28	Cucumber	Kg.	8.86	9.57	8.06
29	Ladies Finger	Kg.	15.57	13.21	-15.14
30	Cabbage	Kg.	9.93	9.21	-7.19
31	Bittergourd	Kg.	17.93	20.14	12.35
32	Tomatto	Kg.	21.00	9.50	-54.76
33	Chillies green	Kg.	18.36	15.86	-13.62
34	Banana green	Kg.	15.43	18.29	18.52
35	Plantain green	Kg.	9.29	10.32	11.15
	<b>H. MISCELLANEOUS ITEMS</b>				
36	Washing Soap (501 Half Bar)	1/2 Bar	8.18	8.38	2.40
37	Toilet Soap - Lux	100 gm	12.96	12.93	-0.28
38	Toothpaste - Colgate	100 gm	25.86	25.93	0.28
39	Cement - Sankar (Ord.Paper Bag)	each	221.46	223.50	0.92



Table D

**Percentage variation of retail prices of certain essential commodities  
for the Second Friday of July 2005 & 2006**

Sl. No.	Name of Commodity	Unit	Prices (in Rs.) on		Percentage variation
			Jul-05	Jul-06	
(1)	(2)	(3)	(4)	(5)	(6)
	<b>A. RICE - Open Market</b>				
1	Red - Matta	Kg	13.55	13.89	2.48
2	Red - Chamba	Kg	13.36	13.86	3.71
3	White - Andra Vella	Kg	13.78	14.45	4.90
	<b>B. PULSES</b>				
4	Green gram	Kg	34.61	43.11	24.56
5	Black gram split w/o husk	Kg	34.68	55.93	61.28
6	Dhall(Tur)	Kg	33.77	34.00	0.68
	<b>C. OTHER FOOD ITEMS</b>				
7	Sugar(O.M)	Kg.	18.63	20.23	8.63
8	Milk (Cow's)	Ltr.	14.93	14.93	0.00
9	Egg Hen's (White lagon)	Dozen	18.86	16.16	-14.32
10	Mutton with bones	Kg	144.23	153.93	6.72
11	Tea (Kannan Devan)	1/2 kg	72.21	72.07	-0.20
12	Coffee Powder (Brook Bond Gr.Label)	1/2 kg	70.71	76.43	8.08
	<b>D. OIL AND OIL SEEDS</b>				
13	Coconut oil	Kg	60.89	52.55	-13.70
14	Groundnut oil	Kg	68.10	68.77	0.98
15	Refined oil (Postman)	Kg.	85.35	77.10	-9.66
16	Gingelly oil	Kg.	64.80	61.30	-5.40
17	Coconut without husk	100 nos	591.43	510.71	-13.65
	<b>E. SPICES AND CONDIMENTS</b>				
18	Corriandar	Kg.	30.71	40.39	31.51
19	Chillies dry	Kg.	32.64	62.64	91.90
20	Onion small	Kg.	12.89	16.29	26.32
21	Tamarind without seeds loose	Kg.	36.00	34.21	-4.96

Table D Contd..

Sl. No.	Name of Commodity	Unit	Prices (in Rs.) on		Percentage Variation
			Jul-05	Jul-06	
(1)	(2)	(3)	(4)	(5)	(6)
	<b>F. TUBERS</b>				
22	Chennai	Kg.	13.43	12.43	-7.45
23	Tapioca Raw	Kg.	6.11	6.64	8.77
24	Potato	Kg.	12.46	14.18	13.82
25	Colocassia	Kg.	16.00	16.00	0.00
	<b>G. VEGETABLES</b>				
26	Onion big	Kg.	8.77	8.18	-6.76
27	Brinjal	Kg.	10.14	12.79	26.06
28	Cucumber	Kg.	7.64	9.57	25.23
29	Ladies Finger	Kg.	12.36	13.21	6.94
30	Cabbage	Kg.	11.36	9.21	-18.87
31	Bittergourd	Kg.	17.21	20.14	17.01
32	Tomatto	Kg.	13.50	9.50	-29.63
33	Chillies green	Kg.	20.14	15.86	-21.28
34	Banana green	Kg.	13.21	18.29	38.38
35	Plantain green	Kg.	9.71	10.32	6.25
	<b>H. MISCELLANEOUS ITEMS</b>				
36	Washing Soap (501 Half Bar)	1/2 Bar	8.00	8.38	4.69
37	Toilet Soap - Lux	100 gm	12.82	12.93	0.84
38	Toothpaste - Colgate	100 gm	25.36	25.93	2.25
39	Cement - Sankar (Ord.Paper Bag)	each	189.77	223.50	17.77

Table E

Quarterly retail prices of certain essential commodities for the Second Friday for the last one year

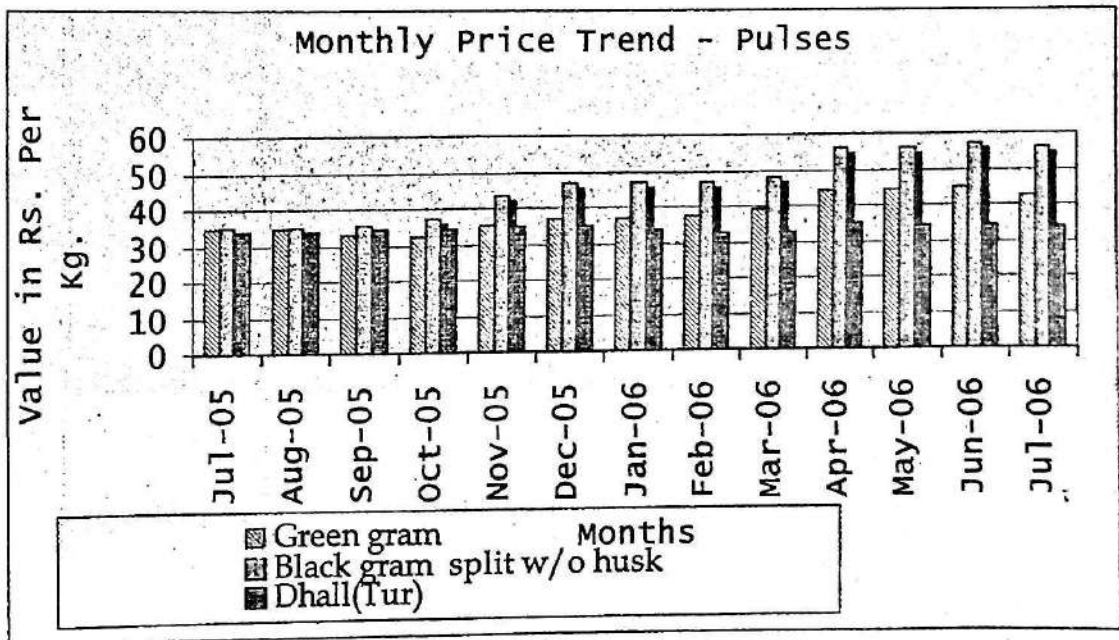
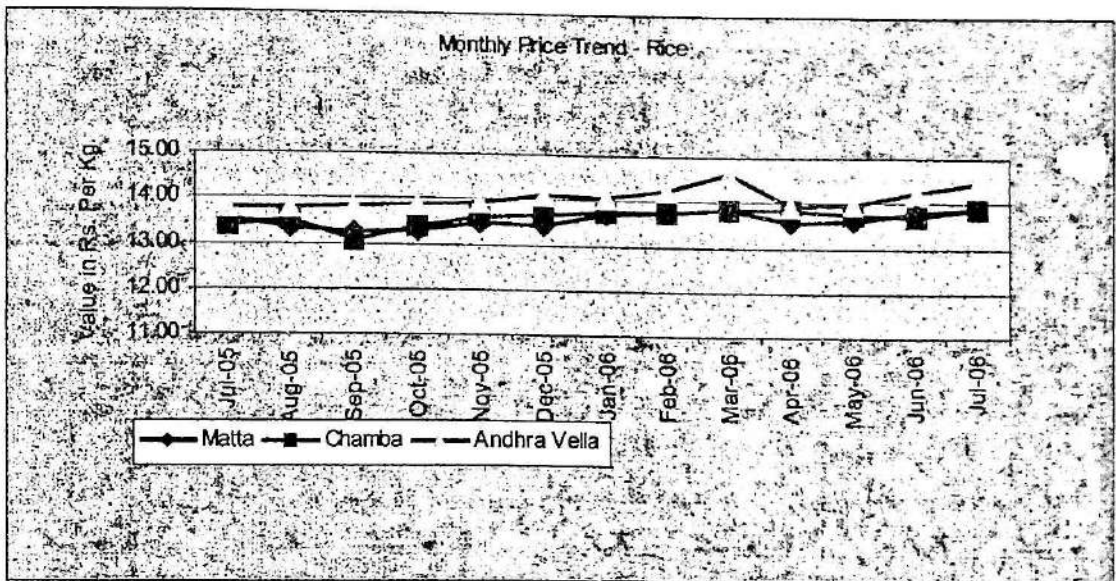
Sl. No.	Name of Commodity	Unit	Prices (in Rs.) on				
			Jul-05	Oct-05	Jan-06	Apr-06	Jul-06
(1)	(2)	(3)	(4)	(5)	(6)	(7)	(8)
<b>A. RICE - Open Market</b>							
1	Red - Matta	Kg	13.55	13.29	13.71	13.55	13.89
2	Red - Chamba	Kg	13.36	13.36	13.73	13.82	13.86
3	White - Andra Vella	Kg	13.78	13.86	14.06	13.94	14.45
<b>B. PULSES</b>							
4	Green gram	Kg	34.61	32.66	37.36	44.86	43.11
5	Black gram split w/o husk	Kg	34.68	37.07	47.14	55.86	55.93
6	Dhall(Tur)	Kg	33.77	34.11	33.64	34.89	34.00
<b>C. OTHER FOOD ITEMS</b>							
7	Sugar(O.M)	Kg.	18.63	18.63	19.29	20.66	20.23
8	Milk (Cow's)	Ltr.	14.93	14.93	14.93	14.93	14.93
9	Egg Hen's (White lagon)	Dozen	18.86	16.76	19.18	11.17	16.16
10	Mutton with bones	Kg	144.23	145.77	146.79	152.50	153.93
11	Tea (Kannan Devan)	1/2 kg	72.21	72.21	72.36	72.14	72.07
12	Coffee Powder (Brook Bond Gr.Label)	1/2 kg	70.71	71.71	74.00	74.71	76.43
<b>D. OIL AND OIL SEEDS</b>							
13	Coconut oil	Kg	60.89	56.05	53.36	53.70	52.55
14	Groundnut oil	Kg	68.10	68.60	68.50	68.83	68.77
15	Refined oil (Postman)	Kg.	85.35	84.43	79.30	78.77	77.10
16	Gingelly oil	Kg.	64.80	63.00	62.80	62.80	61.30
17	Coconut without husk	100 nos	591.43	561.43	566.79	545.71	510.71
<b>E. SPICES AND CONDIMENTS</b>							
18	Corriandar	Kg.	30.71	29.88	33.16	36.11	40.39
19	Chillies dry	Kg.	32.64	33.43	43.43	50.21	62.64
20	Onion small	Kg.	12.89	14.11	17.04	16.93	16.29
21	Tamarind without seeds loose	Kg.	36.00	34.57	35.07	33.86	34.21

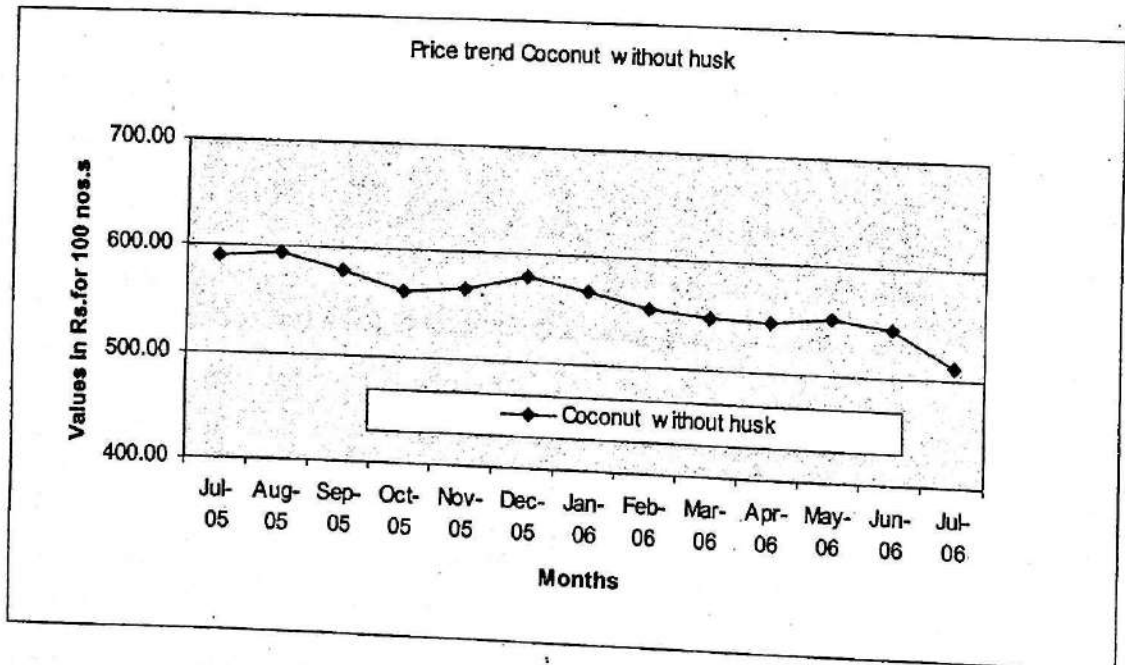
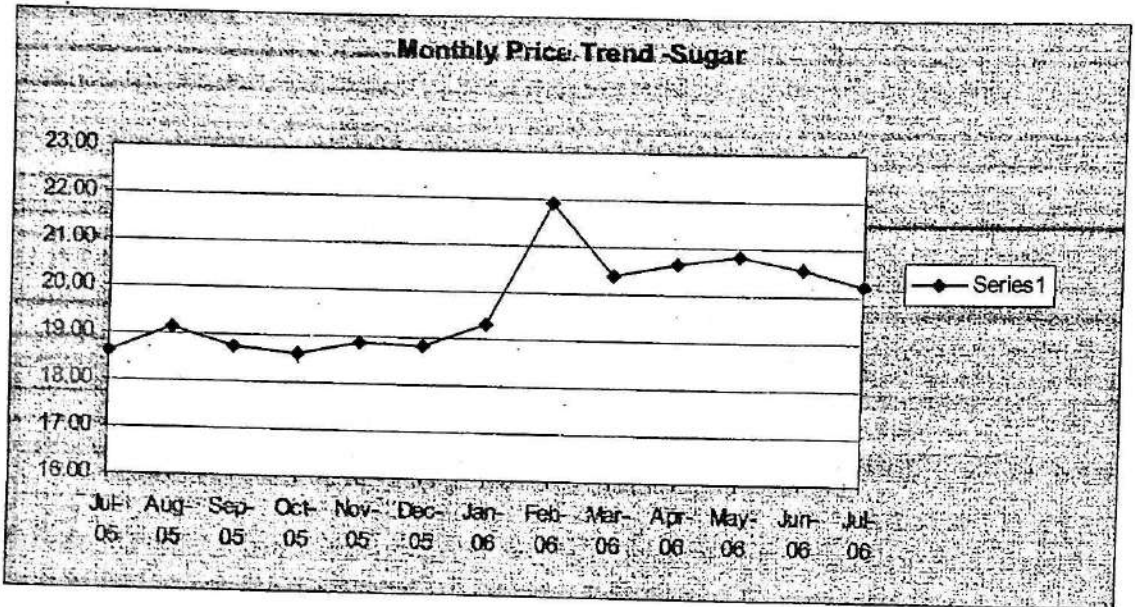
Table E Contd..

Sl. No.	Name of Commodity	Unit	Prices (in Rs.) on				
			Jul-05	Oct-05	Jan-06	Apr-06	Jul-06
(1)	(2)	(3)	(4)	(5)	(6)	(7)	(8)
	<b>F. TUBERS</b>						
22	Chennai	Kg.	13.43	10.07	9.79	10.71	12.43
23	Tapioca Raw	Kg.	6.11	6.39	6.57	6.46	6.64
24	Potato	Kg.	12.46	10.51	16.86	12.09	14.18
25	Colocassia	Kg.	16.00	16.43	15.14	15.31	16.00
	<b>G. VEGETABLES</b>						
26	Onion big	Kg.	8.77	15.14	9.18	6.98	8.18
27	Brinjal	Kg.	10.14	11.00	14.00	11.00	12.79
28	Cucumber	Kg.	7.64	8.36	9.86	8.07	9.57
29	Ladies Finger	Kg.	12.36	11.29	14.79	11.64	13.21
30	Cabbage	Kg.	11.36	10.07	12.36	8.93	9.21
31	Bittergourd	Kg.	17.21	17.43	16.36	15.07	20.14
32	Tomatto	Kg.	13.50	15.43	11.00	9.21	9.50
33	Chillies green	Kg.	20.14	13.86	17.14	15.00	15.86
34	Banana green	Kg.	13.21	15.64	15.36	16.07	18.29
35	Plantain green	Kg.	9.71	10.00	9.86	9.54	10.32
	<b>H. MISCELLANEOUS ITEMS</b>						
36	Washing Soap (501 Half Bar)	1/2 Bar	8.00	7.96	8.00	8.00	8.38
37	Toilet Soap - Lux	100 gm	12.82	12.86	12.96	12.96	12.93
38	Toothpaste - Colgate	100 gm	25.36	25.50	25.86	25.93	25.93
39	Cement - Sankar (Ord.Paper Bag)	each	189.77	184.50	185.73	199.54	223.50

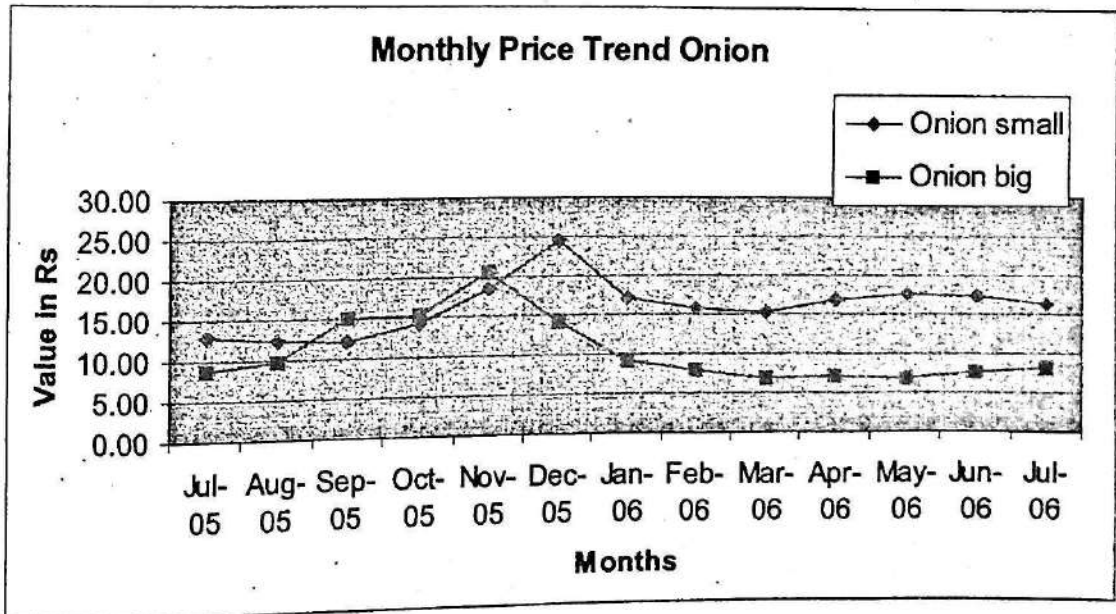
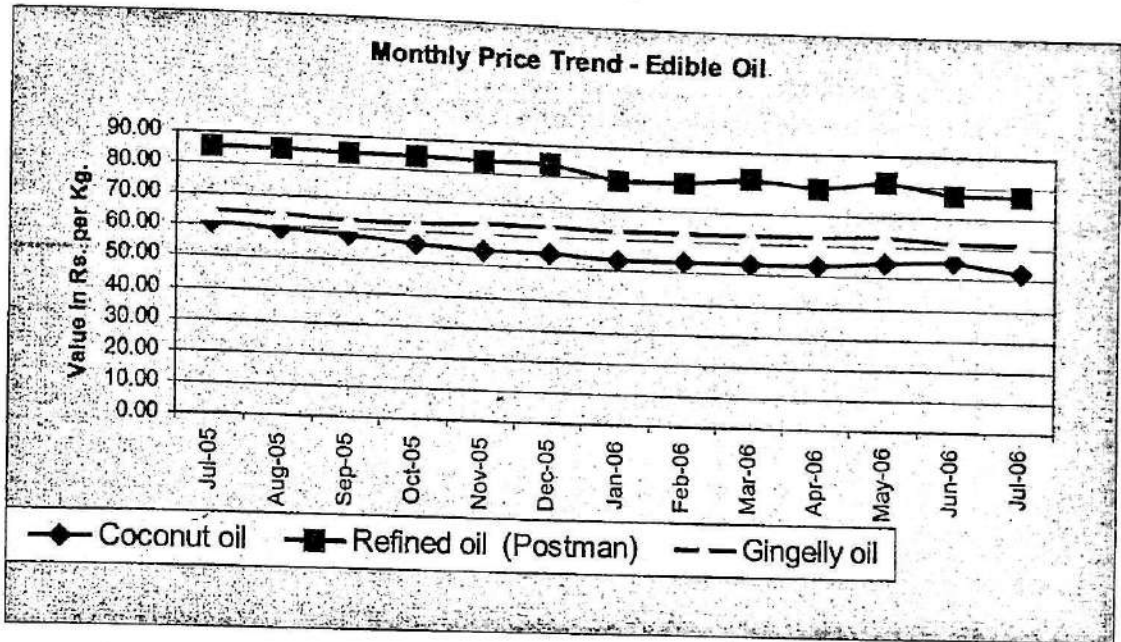


(1)	(2)	(3)	(4)	(5)	(6)	(7)	(8)	(9)	(10)	(11)	(12)	(13)	(14)	(15)	(16)
	<b>E. SPICES AND CONDIMENTS</b>														
18	Corriandar	Kg.	30.71	30.14	30.23	29.88	30.30	32.02	33.16	33.09	33.15	36.11	38.25	40.75	40.39
19	Chillies dry	Kg.	32.64	33.07	32.59	33.43	41.11	44.79	43.43	43.36	45.38	50.21	55.07	63.43	62.64
20	Onion small	Kg.	12.89	12.29	12.14	14.11	18.39	24.57	17.04	15.68	15.27	16.93	17.64	17.36	16.29
21	Tamarind without seeds loose	Kg.	36.00	35.43	34.57	34.57	34.93	34.50	35.07	34.14	35.23	33.86	34.29	33.21	34.21
	<b>F. TUBERS</b>														
22	Chennai	Kg.	13.43	10.93	10.21	10.07	10.07	9.86	9.79	9.93	10.31	10.71	11.86	13.57	12.43
23	Tapioca Raw	Kg.	6.11	6.46	6.43	6.39	6.43	6.50	6.57	6.43	6.50	6.46	6.71	6.46	6.64
24	Potato	Kg.	12.46	11.86	10.43	10.51	12.63	14.80	16.86	13.71	12.38	12.09	13.18	14.36	14.18
25	Colocassia	Kg.	16.00	15.38	18.71	16.43	17.29	16.64	15.14	14.07	13.85	15.31	15.00	15.93	16.00
	<b>G. VEGETABLES</b>														
26	Onion big	Kg.	8.77	9.75	15.06	15.14	20.59	14.23	9.18	7.79	6.96	6.98	6.86	7.54	8.18
27	Brijjal	Kg.	10.14	11.50	11.86	11.00	17.93	16.64	14.00	14.00	11.08	11.00	11.57	11.29	12.79
28	Cucumber	Kg.	7.64	9.14	9.36	8.36	8.43	9.93	9.86	8.00	7.08	8.07	8.21	8.86	9.57
29	Ladies Finger	Kg.	12.36	11.36	11.00	11.29	13.00	13.93	14.79	14.29	9.92	11.64	11.71	15.57	13.21
30	Cabbage	Kg.	11.36	10.43	9.86	10.07	11.50	12.57	12.36	11.29	9.62	8.93	9.21	9.93	9.21
31	Bittergourd	Kg.	17.21	18.64	17.71	17.43	18.93	18.86	16.36	15.36	13.85	15.07	15.43	17.93	20.14
32	Tomatto	Kg.	13.50	11.43	13.43	15.43	16.93	12.18	11.00	8.36	7.23	9.21	16.14	21.00	9.50
33	Chillies green	Kg.	20.14	14.79	15.93	13.86	20.14	18.43	17.14	17.29	14.08	15.00	16.07	18.36	15.86
34	Banana green	Kg.	13.21	13.93	20.36	15.64	14.07	12.57	15.36	14.93	14.92	16.07	15.36	15.43	18.29
35	Plantain green	Kg.	9.71	9.50	10.43	10.00	10.46	9.71	9.86	9.93	9.85	9.54	9.18	9.29	10.32
	<b>H. MISCELLANEOUS ITEMS</b>														
36	Washing Soap (501 Half Bar)	1/2 Bar	8.00	8.00	7.96	7.96	7.96	8.00	8.00	8.00	8.00	8.00	8.04	8.18	8.38
37	Toilet Soap - Lux	100 gm	12.82	12.88	12.86	12.86	12.86	12.93	12.96	12.96	12.96	12.96	12.93	12.96	12.93
38	Toothpaste - Colgate	100 gm	25.36	25.46	25.43	25.50	25.64	25.86	25.86	25.93	25.93	25.93	25.93	25.86	25.93
39	Cement - Sankar (Ord.Paper Bag)	each	189.77	187.08	186.00	184.50	184.04	182.08	185.73	184.15	182.08	199.54	215.46	221.46	223.50









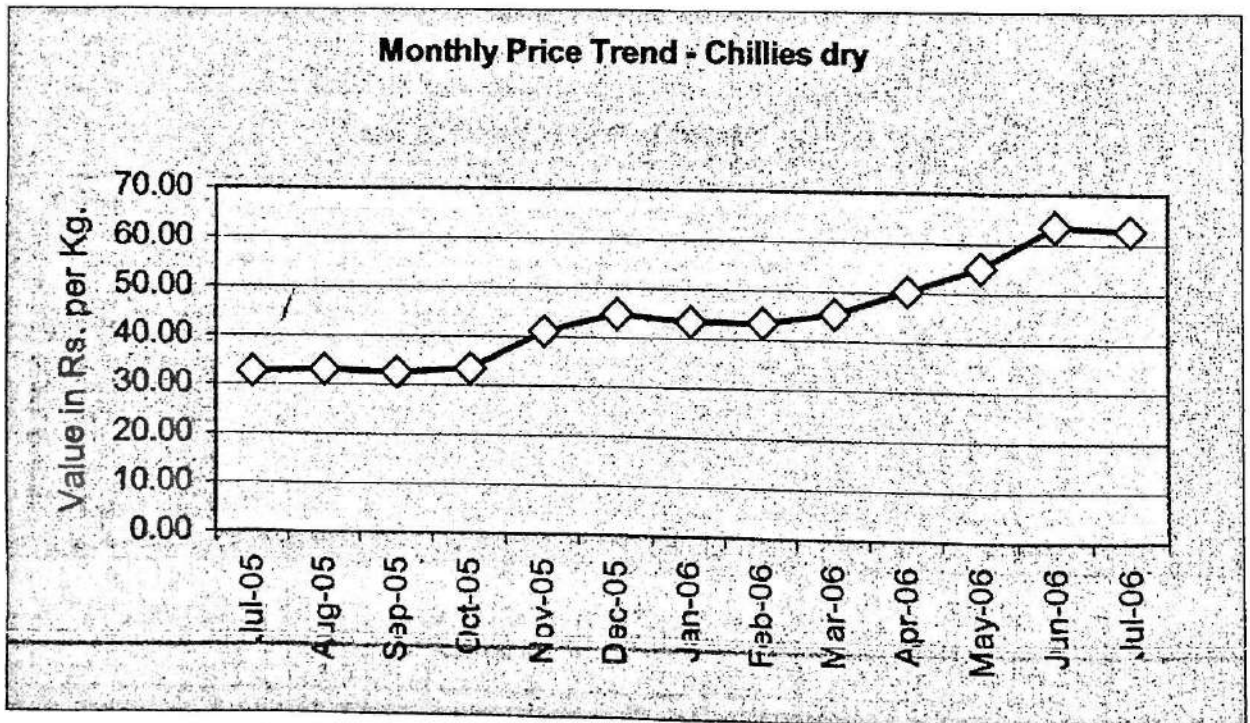
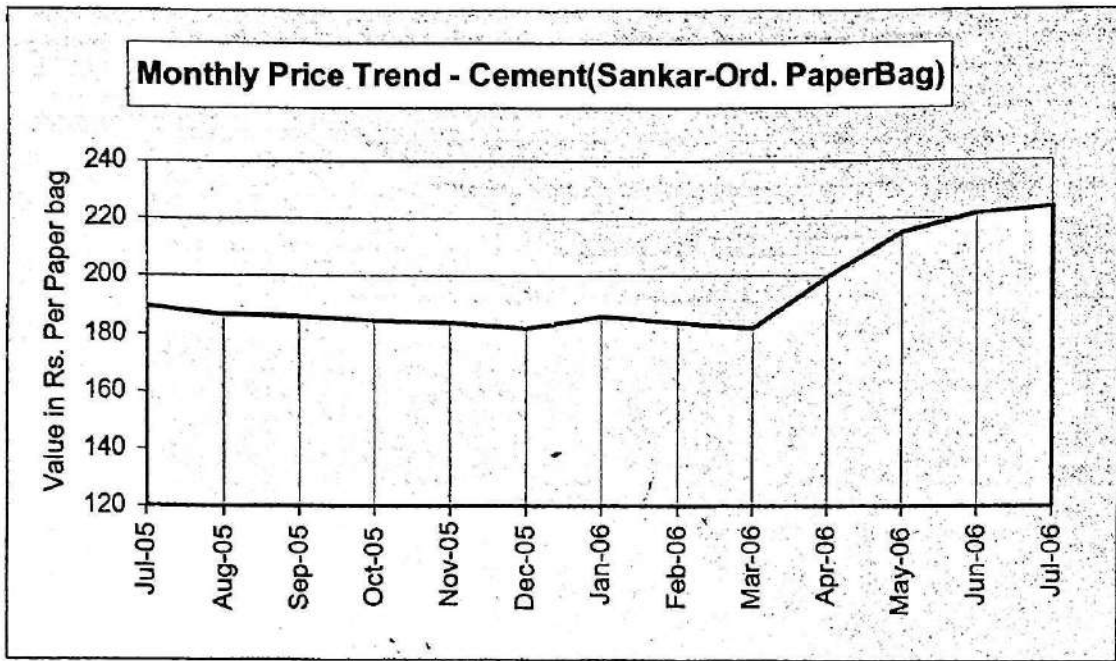


Table A

**Comparative statement of Retail Prices of essential commodities prevailed in  
Tamilnadu and Kerala on 15/08/2006**

(Rs/Kg.

Sl.No.	Commodity	Coimbatore	Palakkad	Nagarcoil	Thiruvananthapuram
1	Boiled Rice (Fine)	12.00	12.70*	13.00	14.50*
2	Boiled Rice (Common)	12.00	13.50**	11.50	15.00**
3	Raw Rice (Fine)	12.00	NT	12.00	NT
4	Raw Rice (Common)	NT	NT	11.00	NT
5	Redgram dhall	30.00	NT	35.00	NT
6	Blackgram dhall	48.00	54.00	54.00	56.00
7	Greengram dhall	46.00	48.00	40.00	45.00
8	Bengalgram dhall	34.00	NT	36.00	NT
9	Groundnut Oil (ordinary)	54.00	55.00	58.00	63.00
10	Coconut Oil (Ordinary)	60.00	54.00	55.00	54.00
11	Gingilly Oil (Ordinary)	55.00	63.00	55.00	64.00
12	Dry Chillies (Ramnad mund)	50.00	62.00	58.00	66.00
13	Tamarind (medium)	42.00	30.00***	27.00	30.00***
14	Wheat (white)	15.00	NT	15.00	NT
15	Sugar	20.00	19.50	19.50	20.00
16	Pototo (medium)	15.00	12.00	13.00	14.50
17	Onion (II sort)	8.00	8.00	9.00	8.50
18	Onion (Smbar/kar)	12.00	12.00	13.00	14.00
19	Salt (Ordinary)	3.00	2.50	2.00	3.50

\* Rice(Red) Matta

\*\* Rice(White)Andhra Vella

\*\*\*Tamarind w/o seeds loose

Table B

Comparative statement of Retail Prices of essential commodities prevailed in  
Tamilnadu and Kerala on 30/08/2006.

(Rs/Kg.)

Sl.No.	Commodity	Coimbatore	Palakkad	Nagarcoil	Thiruvananthapuram
1	Boiled Rice (Fine)	12.00	12.50*	13.00	15.00*
2	Boiled Rice (Common)	12.00	13.50**	11.50	14.80**
3	Raw Rice (Fine)	12.00	NT	12.00	NT
4	Raw Rice (Common)	NT	NT	11.00	NT
5	Redgram dhall	30.00	NT	35.00	NT
6	Blackgram dhall	50.00	58.00	56.00	60.00
7	Greengram dhall	46.00	48.00	44.00	45.00
8	Bengalgram dhall	36.00	NT	38.00	NT
9	Groundnut Oil (ordinary)	54.00	57.00	58.00	72.00
10	Coconut Oil (Ordinary)	60.00	60.00	56.00	58.00
11	Gingilly Oil (Ordinary)	56.00	60.00	55.00	70.00
12	Dry Chillies (Ramnad mund)	52.00	72.00	65.00	66.00
13	Tamarind (medium)	42.00	30.00***	27.00	***40.00
14	Wheat (white)	15.00	NT	15.00	NT
15	Sugar	18.50	19.00	19.00	19.50
16	Pototo (medium)	10.00	12.00	14.00	12.00
17	Onion (II sort)	6.00	8.00	9.00	9.00
18	Onion (Smbar/kar)	12.00	12.00	14.00	13.00
19	Salt (Ordinary)	NT	2.50	2.00	3.50

\* Rice(Red) Matta

\*\* Rice(White)Andhra Vella

\*\*\*Tamarind w/o seeds loose

**Table C**  
**Percentage variation of retail prices of certain essential commodities for**  
**the Second Friday of July 2006 & August 2006**

Sl. No.	Name of Commodity	Unit	Prices (in Rs.) on		Percentage variation
			Jul-06	Aug-06	
(1)	(2)	(3)	(4)	(5)	(6)
	<b>A. RICE - Open Market</b>				
I	Red - Matta	Kg	13.35	13.92	4.25
2	Red - Chamba	Kg	13.53	13.87	2.50
3	White - Andra Vella	Kg	13.78	14.25	3.43
	<b>B. PULSES</b>				
4	Green gram	Kg	34.79	41.32	18.79
5	Black gram split w/o husk	Kg	34.79	54.43	56.47
6	Dhall(Tur)	Kg	33.64	34.11	1.38
	<b>C. OTHER FOOD ITEMS</b>				
7	Sugar(O.M)	Kg.	19.14	19.70	2.91
8	Milk (Cow's)	Ltr.	14.93	14.93	0.00
9	Egg Hen's (White lagon)	Dozen	17.29	16.49	-4.63
10	Mutton with bones	Kg	145.42	153.93	5.85
11	Tea (Kannan Devan)	1/2 kg	72.15	72.14	-0.02
12	Coffee Powder (Brook Bond Gr.Label)	1/2 kg	71.92	76.45	6.30
	<b>D. OIL AND OIL SEEDS</b>				
13	Coconut oil	Kg	59.75	54.43	-8.91
14	Groundnut oil	Kg	68.60	68.96	0.52
15	Refined oil (Postman)	Kg.	85.15	77.00	-9.57
16	Gingelly oil	Kg.	64.38	61.96	-3.74
17	Coconut without husk	100 nos	594.29	532.50	-10.40
	<b>E. SPICES AND CONDIMENTS</b>				
18	Corriandar	Kg.	30.14	40.75	35.19
19	Chillies dry	Kg.	33.07	64.00	93.52
20	Onion small	Kg.	12.29	13.71	11.63
21	Tamarind without seeds loose	Kg.	35.43	35.21	-0.60

Table C Contd..

Sl. No.	Name of Commodity	Unit	Prices (in Rs.) on		Percentage Variation
			Jul-06	Aug-06	
(1)	(2)	(3)	(4)	(5)	(6)
	<b>F. TUBERS</b>				
22	Chennai	Kg.	10.93	11.64	6.54
23	Tapioca Raw	Kg.	6.46	6.86	6.08
24	Potato	Kg.	11.86	12.39	4.52
25	Colocassia	Kg.	15.38	16.00	4.00
	<b>G. VEGETABLES</b>				
26	Onion big	Kg.	9.75	8.18	-16.12
27	Brinjal	Kg.	11.50	11.86	3.11
28	Cucumber	Kg.	9.14	8.64	-5.47
29	Ladies Finger	Kg.	11.36	11.93	5.03
30	Cabbage	Kg.	10.43	10.21	-2.05
31	Bittergourd	Kg.	18.64	19.36	3.83
32	Tomatto	Kg.	11.43	8.29	-27.50
33	Chillies green	Kg.	14.79	16.43	11.11
34	Banana green	Kg.	13.93	18.57	33.33
35	Plantain green	Kg.	9.50	10.75	13.16
	<b>H. MISCELLANEOUS ITEMS</b>				
36	Washing Soap (501 Half Bar)	1/2 Bar	8.00	8.38	4.69
37	Toilet Soap - Lux	100 gm	12.88	12.93	0.34
38	Toothpaste - Colgate	100 gm	25.46	26.14	2.68
39	Cement - Sankar (Ord.Paper Bag)	each	187.08	222.54	18.96

Table D

**Percentage variation of retail prices of certain essential commodities  
for the Second Friday of August 2005 & 2006**

Sl. No.	Name of Commodity	Unit	Prices (in Rs.) on		Percentage variation
			Aug-05	Aug-06	
(1)	(2)	(3)	(4)	(5)	(6)
	<b>A. RICE - Open Market</b>				
1	Red - Matta	Kg	13.35	13.92	4.25
2	Red - Chamba	Kg	13.53	13.87	2.50
3	White - Andra Vella	Kg	13.78	14.25	3.43
	<b>B. PULSES</b>				
4	Green gram	Kg	34.79	41.32	18.79
5	Black gram split w/o husk	Kg	34.79	54.43	56.47
6	Dhall(Tur)	Kg	33.64	34.11	1.38
	<b>C. OTHER FOOD ITEMS</b>				
7	Sugar(O.M)	Kg.	19.14	19.70	2.91
8	Milk (Cow's)	Ltr.	14.93	14.93	0.00
9	Egg Hen's (White lagon)	Dozen	17.29	16.49	-4.63
10	Mutton with bones	Kg	145.42	153.93	5.85
11	Tea (Kannan Devan)	1/2 kg	72.15	72.14	-0.02
12	Coffee Powder (Brook Bond Gr.Label)	1/2 kg	71.92	76.45	6.30
	<b>D. OIL AND OIL SEEDS</b>				
13	Coconut oil	Kg	59.75	54.43	-8.91
14	Groundnut oil	Kg	68.60	68.96	0.52
15	Refined oil (Postman)	Kg.	85.15	77.00	-9.57
16	Gingelly oil	Kg.	64.38	61.96	-3.74
17	Coconut without husk	100 nos	594.29	532.50	-10.40
	<b>E. SPICES AND CONDIMENTS</b>				
18	Corriandar	Kg.	30.14	40.75	35.19
19	Chillies dry	Kg.	33.07	64.00	93.52
20	Onion small	Kg.	12.29	13.71	11.63
21	Tamarind without seeds loose	Kg.	35.43	35.21	-0.60

Table D Contd..

Sl. No.	Name of Commodity	Unit	Prices (in Rs.) on		Percentage Variation
			Aug-05	Aug-06	
(1)	(2)	(3)	(4)	(5)	(6)
	<b>F. TUBERS</b>				
22	Chenai	Kg.	10.93	11.64	6.54
23	Tapioca Raw	Kg.	6.46	6.86	6.08
24	Potato	Kg.	11.86	12.39	4.52
25	Colocassia	Kg.	15.38	16.00	4.00
	<b>G. VEGETABLES</b>				
26	Onion big	Kg.	9.75	8.18	-16.12
27	Brinjal	Kg.	11.50	11.86	3.11
28	Cucumber	Kg.	9.14	8.64	-5.47
29	Ladies Finger	Kg.	11.36	11.93	5.03
30	Cabbage	Kg.	10.43	10.21	-2.05
31	Bittergourd	Kg.	18.64	19.36	3.83
32	Tomatto	Kg.	11.43	8.29	-27.50
33	Chillies green	Kg.	14.79	16.43	11.11
34	Banana green	Kg.	13.93	18.57	33.33
35	Plantain green	Kg.	9.50	10.75	13.16
	<b>H. MISCELLANEOUS ITEMS</b>				
36	Washing Soap (501 Half Bar)	1/2 Bar	8.00	8.38	4.69
37	Toilet Soap - Lux	100 gm	12.88	12.93	0.34
38	Toothpaste - Colgate	100 gm	25.46	26.14	2.68
39	Cement - Sankar (Ord.Paper Bag)	each	187.08	222.54	18.96



Table E

Quarterly retail prices of certain essential commodities for the Second Friday for the last one year

Sl. No.	Name of Commodity	Unit	Prices (in Rs.) on				
			Aug-05	Nov-05	Feb-06	May-06	Aug-06
(1)	(2)	(3)	(4)	(5)	(6)	(7)	(8)
	<b>A. RICE - Open Market</b>	-					
1	Red - Matta	Kg	13.35	13.46	13.72	13.61	13.92
2	Red - Chamba	Kg	13.53	13.59	13.73	13.73	13.87
3	White - Andra Vella	Kg	13.78	13.94	14.24	13.95	14.25
	<b>B. PULSES</b>						
4	Green gram	Kg	34.79	35.25	37.64	44.50	41.32
5	Black gram split w/o husk	Kg	34.79	43.55	47.00	56.07	54.43
6	Dhall(Tur)	Kg	33.64	34.95	32.79	34.39	34.11
	<b>C. OTHER FOOD ITEMS</b>						
7	Sugar(O.M)	Kg.	19.14	18.86	21.93	20.83	19.70
8	Milk (Cow's)	Ltr.	14.93	14.93	14.93	14.93	14.93
9	Egg Hen's (White lagon)	Dozen	17.29	17.04	16.85	14.09	16.49
10	Mutton with bones	Kg	145.42	146.54	148.21	154.64	153.93
11	Tea (Kannan Devan)	1/2 kg	72.15	72.29	72.14	71.07	72.14
12	Coffee Powder (Brook Bond Gr.Label)	1/2 kg	71.92	72.07	74.43	76.14	76.45
	<b>D. OIL AND OIL SEEDS</b>						
13	Coconut oil	Kg	59.75	54.66	53.71	55.14	54.43
14	Groundnut oil	Kg	68.60	68.85	68.00	70.17	68.96
15	Refined oil (Postman)	Kg.	85.15	84.33	79.10	81.69	77.00
16	Gingelly oil	Kg.	64.38	63.43	62.59	63.23	61.96
17	Coconut without husk	100 nos	594.29	566.43	553.21	552.50	532.50
	<b>E. SPICES AND CONDIMENTS</b>						
18	Corriandar	Kg.	30.14	30.30	33.09	38.25	40.75
19	Chillies dry	Kg.	33.07	41.11	43.36	55.07	64.00
20	Onion small	Kg.	12.29	18.39	15.68	17.64	13.71
21	Tamarind without seeds loose	Kg.	35.43	34.93	34.14	34.29	35.21

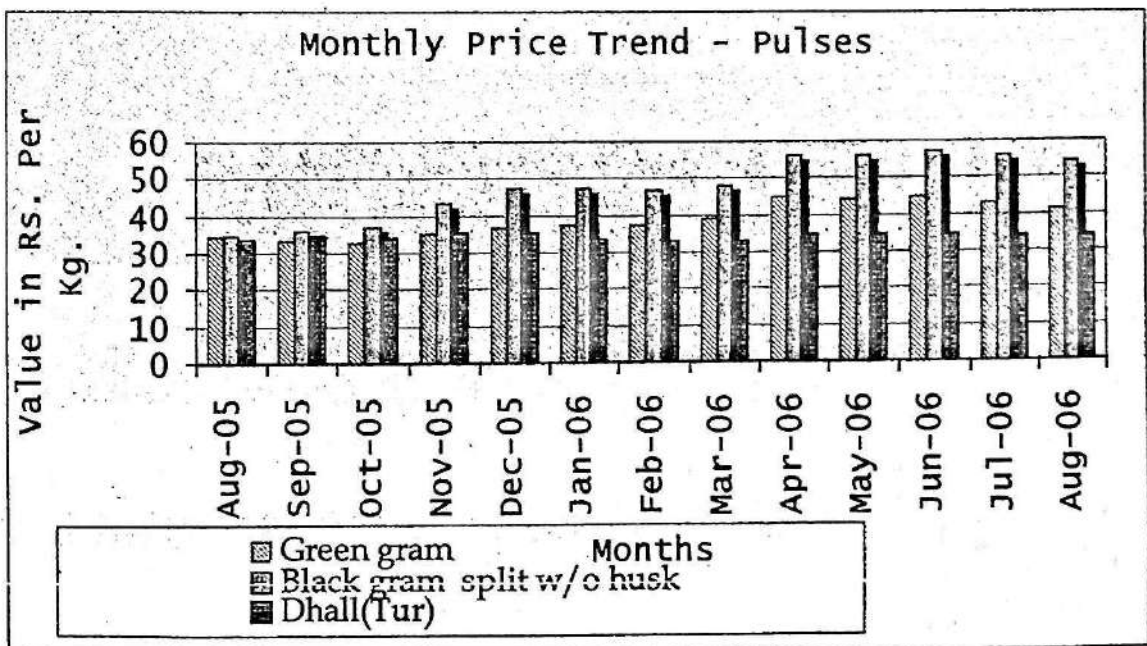
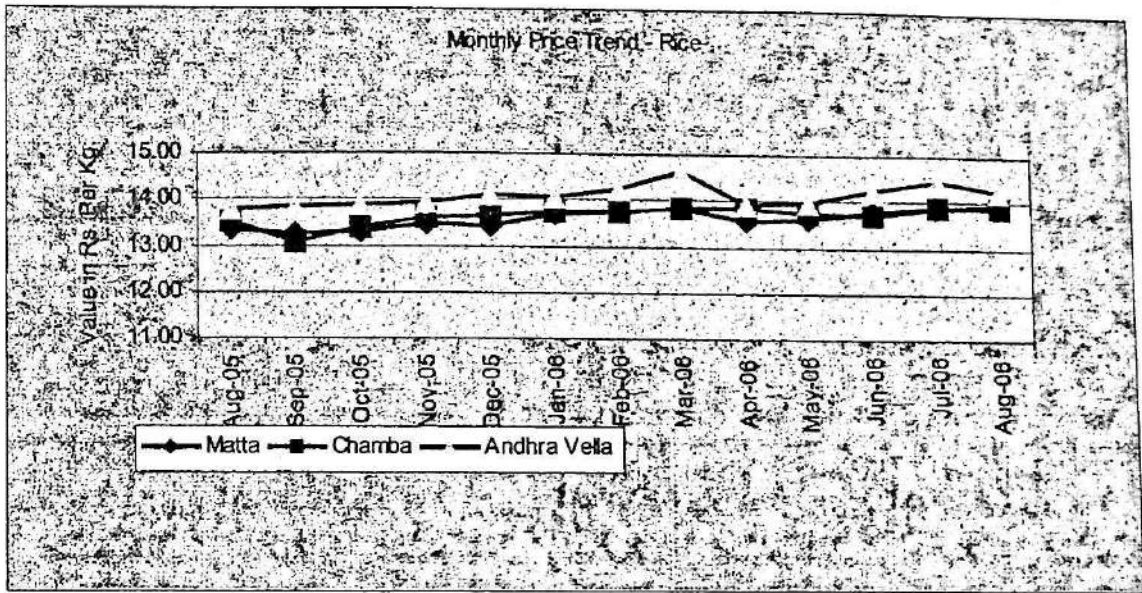
Table E Contd..

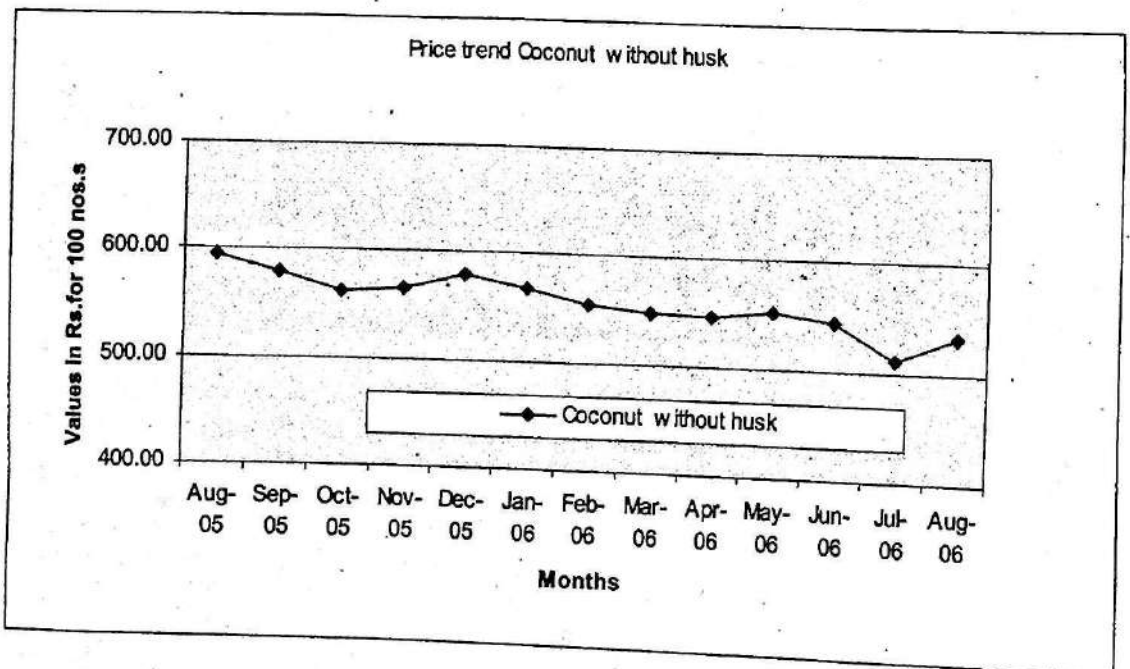
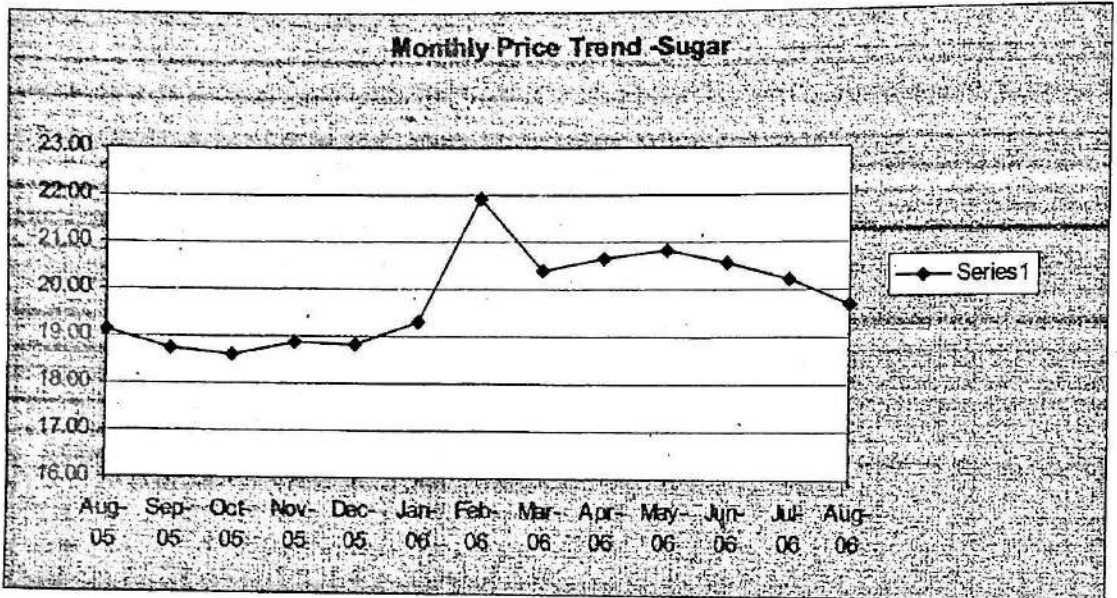
Sl. No.	Name of Commodity	Unit	Prices (in Rs.) on				
			Aug-05	Nov-05	Feb-06	May-06	Aug-06
(1)	(2)	(3)	(4)	(5)	(6)	(7)	(8)
	<b>F. TUBERS</b>						
22	Chennai	Kg.	10.93	10.07	9.93	11.86	11.64
23	Tapioca Raw	Kg.	6.46	6.43	6.43	6.71	6.86
24	Potato	Kg.	11.86	12.63	13.71	13.18	12.39
25	Colocassia	Kg.	15.38	17.29	14.07	15.00	16.00
	<b>G. VEGETABLES</b>						
26	Onion big	Kg.	9.75	20.59	7.79	6.86	8.18
27	Brinjal	Kg.	11.50	17.93	14.00	11.57	11.86
28	Cucumber	Kg.	9.14	8.43	8.00	8.21	8.64
29	Ladies Finger	Kg.	11.36	13.00	14.29	11.71	11.93
30	Cabbage	Kg.	10.43	11.50	11.29	9.21	10.21
31	Bittergourd	Kg.	18.64	18.93	15.36	15.43	19.36
32	Tomatto	Kg.	11.43	16.93	8.36	16.14	8.29
33	Chillies green	Kg.	14.79	20.14	17.29	16.07	16.43
34	Banana green	Kg.	13.93	14.07	14.93	15.36	18.57
35	Plantain green	Kg.	9.50	10.46	9.93	9.18	10.75
	<b>H. MISCELLANEOUS ITEMS</b>						
36	Washing Soap (501 Half Bar)	1/2 Bar	8.00	7.96	8.00	8.04	8.38
37	Toilet Soap - Lux	100 gm	12.88	12.86	12.96	12.93	12.93
38	Toothpaste - Colgate	100 gm	25.46	25.64	25.93	25.93	26.14
39	Cement - Sankar (Ord.Paper Bag)	each	187.08	184.04	184.15	215.46	222.54

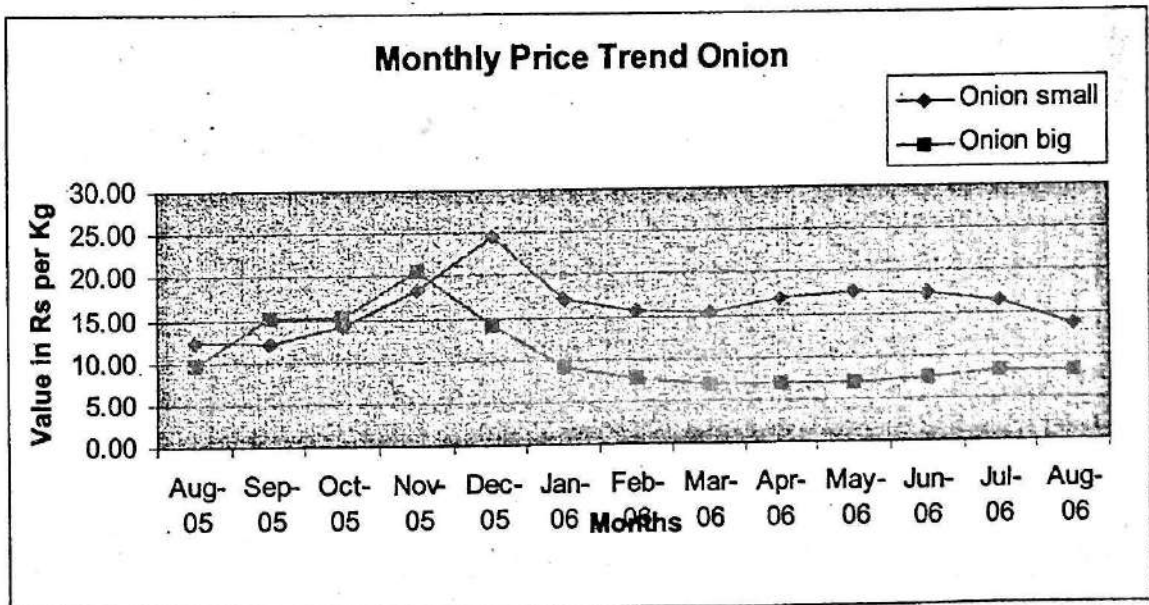
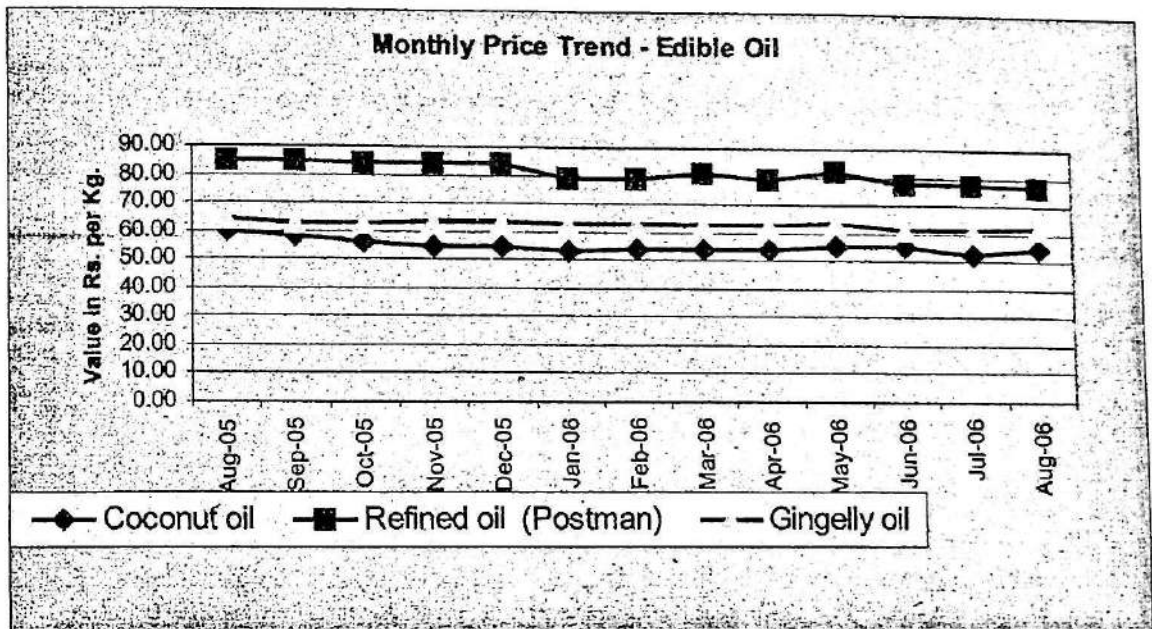
**Table F**  
**Monthly retail prices of certain essential commodities for the last one year**

Sl. No.	Name of Commodity	Unit	Retail Prices on the Second Friday of													
			Aug-05	Sep-05	Oct-05	Nov-05	Dec-05	Jan-06	Feb-06	Mar-06	Apr-06	May-06	Jun-06	Jul-06	Aug-06	
(1)	(2)	(3)	(4)	(5)	(6)	(7)	(8)	(9)	(10)	(11)	(12)	(13)	(14)	(15)	(16)	
<b>A. RICE - Open Market</b>																
1	Red - Matta	Kg	13.35	13.23	13.29	13.46	13.44	13.71	13.72	13.82	13.55	13.61	13.80	13.89	13.92	
2	Red - Chamba	Kg	13.53	13.07	13.36	13.59	13.67	13.73	13.73	13.85	13.82	13.73	13.72	13.86	13.87	
3	White - Andra Vella	Kg	13.78	13.82	13.86	13.94	14.11	14.06	14.24	14.64	13.94	13.95	14.23	14.45	14.25	
<b>B. PULSES</b>																
4	Green gram	Kg	34.79	33.25	32.66	35.25	37.18	37.36	37.64	39.35	44.86	44.50	45.00	43.11	41.32	
5	Black gram split w/o husk	Kg	34.79	35.61	37.07	43.55	47.07	47.14	47.00	47.87	55.86	56.07	57.14	55.93	54.43	
6	Dhall(Tur)	Kg	33.64	34.39	34.11	34.95	35.07	33.64	32.79	32.62	34.89	34.39	34.39	34.00	34.11	
<b>C. OTHER FOOD ITEMS</b>																
7	Sugar(O.M)	Kg.	19.14	18.75	18.63	18.86	18.83	19.29	21.93	20.38	20.66	20.83	20.57	20.23	19.70	
8	Milk (Cow's)	Ltr.	14.93	14.93	14.93	14.93	14.93	14.93	14.93	14.92	14.93	14.93	14.93	14.93	14.93	
9	Egg Hen's (White lagon)	Dozen	17.29	16.99	16.76	17.04	20.29	19.18	16.85	12.59	11.17	14.09	16.09	16.16	16.49	
10	Mutton with bones	Kg	145.42	144.23	145.77	146.54	146.07	146.79	148.21	148.93	152.50	154.64	153.93	153.93	153.93	
11	Tea (Kannan Devan)	½ kg	72.15	71.93	72.21	72.29	72.36	72.36	72.14	72.21	72.14	71.07	71.64	72.07	72.14	
12	Coffee Powder (Brook Bond Gr.Label)	½ kg	71.92	72.14	71.71	72.07	74.14	74.00	74.43	74.79	74.71	76.14	76.43	76.43	76.45	
<b>D. OIL AND OIL SEEDS</b>																
13	Coconut oil	Kg	59.75	57.95	56.05	54.66	54.86	53.36	53.71	53.77	53.70	55.14	55.50	52.55	54.43	
14	Groundnut oil	Kg	68.60	68.33	68.60	68.85	68.85	68.50	68.00	69.64	68.83	70.17	68.50	68.77	68.96	
15	Refined oil (Postman)	Kg.	85.15	84.63	84.43	84.33	84.33	79.30	79.10	81.20	78.77	81.69	77.19	77.10	77.00	
16	Gingelly oil	Kg.	64.38	63.07	63.00	63.43	63.52	62.80	62.59	62.71	62.80	63.23	61.45	61.30	61.96	
17	Coconut without husk	100 nos	594.29	579.64	561.43	566.43	579.29	566.79	553.21	548.85	545.71	552.50	543.93	510.71	532.50	

(1)	(2)	(3)	(4)	(5)	(6)	(7)	(8)	(9)	(10)	(11)	(12)	(13)	(14)	(15)	(16)
<b>E. SPICES AND CONDIMENTS</b>															
18	Corriandar	Kg.	30.14	30.23	29.88	30.30	32.02	33.16	33.09	33.15	36.11	38.25	40.75	40.39	40.75
19	Chillies dry	Kg.	33.07	32.59	33.43	41.11	44.79	43.43	43.36	45.38	50.21	55.07	63.43	62.64	64.00
20	Onion small	Kg.	12.29	12.14	14.11	18.39	24.57	17.04	15.68	15.27	16.93	17.64	17.36	16.29	13.71
21	Tamarind without seeds loose	Kg.	35.43	34.57	34.57	34.93	34.50	35.07	34.14	35.23	33.86	34.29	33.21	34.21	35.21
<b>F. TUBERS</b>															
22	Chenai	Kg.	10.93	10.21	10.07	10.07	9.86	9.79	9.93	10.31	10.71	11.86	13.57	12.43	11.64
23	Tapioca Raw	Kg.	6.46	6.43	6.39	6.43	6.50	6.57	6.43	6.50	6.46	6.71	6.46	6.64	6.86
24	Potato	Kg.	11.86	10.43	10.51	12.63	14.80	16.86	13.71	12.38	12.09	13.18	14.36	14.18	12.39
25	Colocassia	Kg.	15.38	18.71	16.43	17.29	16.64	15.14	14.07	13.85	15.31	15.00	15.93	16.00	16.00
<b>G. VEGETABLES</b>															
26	Onion big	Kg.	9.75	15.06	15.14	20.59	14.23	9.18	7.79	6.96	6.98	6.86	7.54	8.18	8.18
27	Brinjal	Kg.	11.50	11.86	11.00	17.93	16.64	14.00	14.00	11.08	11.00	11.57	11.29	12.79	11.86
28	Cucumber	Kg.	9.14	9.36	8.36	8.43	9.93	9.86	8.00	7.08	8.07	8.21	8.86	9.57	8.64
29	Ladies Finger	Kg.	11.36	11.00	11.29	13.00	13.93	14.79	14.29	9.92	11.64	11.71	15.57	13.21	11.93
30	Cabbage	Kg.	10.43	9.86	10.07	11.50	12.57	12.36	11.29	9.62	8.93	9.21	9.93	9.21	10.21
31	Bittergourd	Kg.	18.64	17.71	17.43	18.93	18.86	16.36	15.36	13.85	15.07	15.43	17.93	20.14	19.36
32	Tomatto	Kg.	11.43	13.43	15.43	16.93	12.18	11.00	8.36	7.23	9.21	16.14	21.00	9.50	8.29
33	Chillies green	Kg.	14.79	15.93	13.86	20.14	18.43	17.14	17.29	14.08	15.00	16.07	18.36	15.86	16.43
34	Banana green	Kg.	13.93	20.36	15.64	14.07	12.57	15.36	14.93	14.92	16.07	15.36	15.43	18.29	18.57
35	Plantain green	Kg.	9.50	10.43	10.00	10.46	9.71	9.86	9.93	9.85	9.54	9.18	9.29	10.32	10.75
<b>H. MISCELLANEOUS ITEMS</b>															
36	Washing Soap (501 Half Bar)	1/2 Bar	8.00	7.96	7.96	7.96	8.00	8.00	8.00	8.00	8.00	8.04	8.18	8.38	8.38
37	Toilet Soap - Lux	100 gm	12.88	12.86	12.86	12.86	12.93	12.96	12.96	12.96	12.96	12.93	12.96	12.93	12.93
38	Toothpaste - Colgate	100 gm	25.46	25.43	25.50	25.64	25.86	25.86	25.93	25.93	25.93	25.93	25.86	25.93	26.14
39	Cement - Sankar (Ord.Paper Bag)	each	187.08	186.00	184.50	184.04	182.08	185.73	184.15	182.08	199.54	215.46	221.46	223.50	222.54







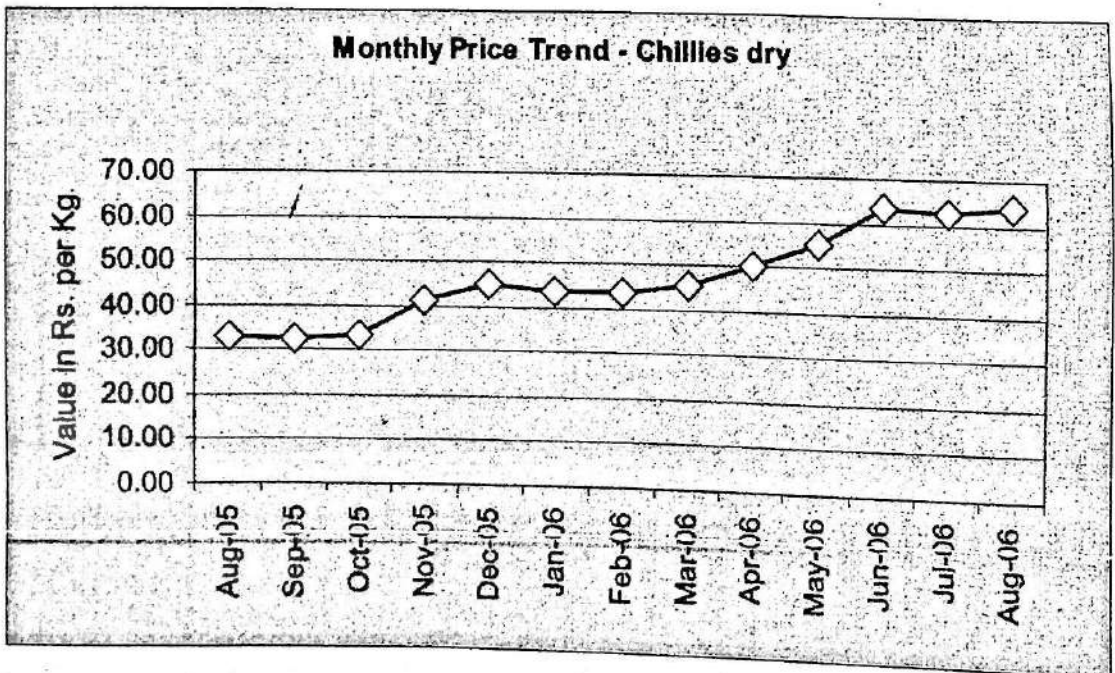
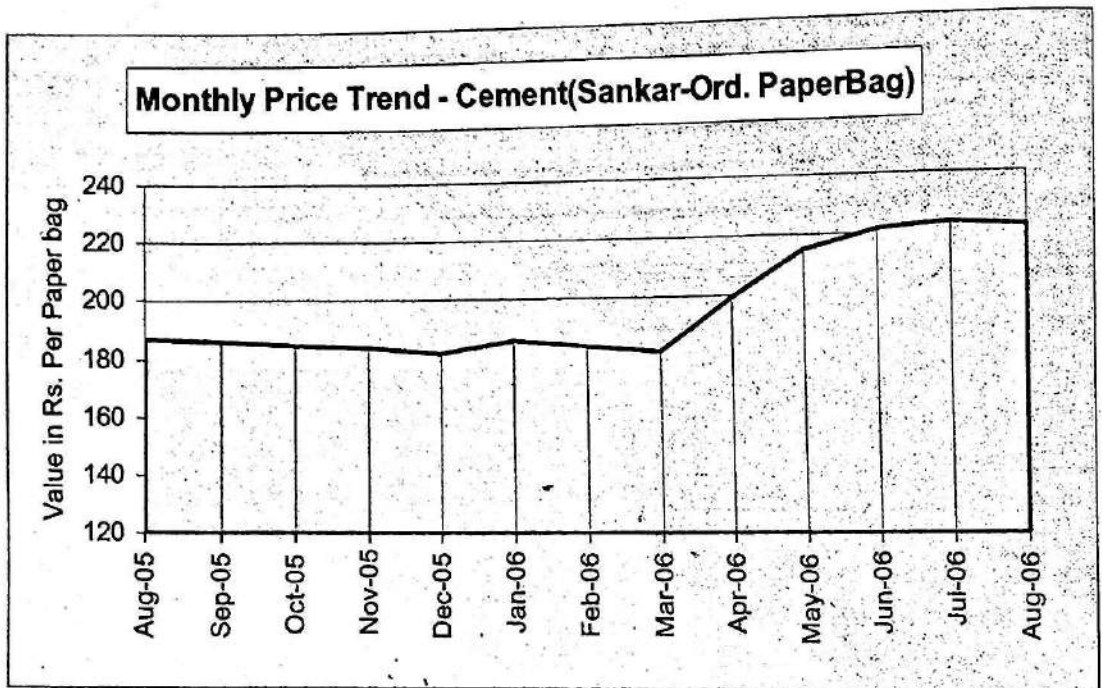




Table A

**Comparative statement of Retail Prices of essential commodities prevailed in  
Tamilnadu and Kerala on 15/09/2006**

(Rs/Kg.

Sl.No.	Commodity	Coimbatore	Palakkad	Nagarcoil	Thiruvananthapuram
1	Boiled Rice (Fine)	14.00	12.70*	12.50	15.00*
2	Boiled Rice (Common)	12.00	13.50**	11.00	14.80**
3	Raw Rice (Fine)	12.00	NT	12.00	NT
4	Raw Rice (Common)	NT	NT	11.00	NT
5	Redgram dhall	32.00	NT	35.00	NT
6	Blackgram dhall	52.00	58.00	56.00	60.00
7	Greengram dhall	46.00	50.00	45.00	50.00
8	Bengalgram dhall	39.00	NT	40.00	NT
9	Groundnut Oil (ordinary)	54.00	55.00	61.00	68.00
10	Coconut Oil (Ordinary)	60.00	50.00	55.50	58.00
11	Gingilly Oil (Ordinary)	56.00	60.00	58.00	70.00
12	Dry Chillies (Ramnad mund)	52.00	62.00	NA	66.00
13	Tamarind (medium)	42.00	26.00***	27.00	40.00***
14	Wheat (white)	15.00	NT	15.00	NT
15	Sugar	18.50	20.00	18.00	19.00
16	Pototo (medium)	11.00	12.00	12.00	13.00
17	Onion (II sort)	6.00	7.00	9.00	9.00
18	Onion (Smbar/kar)	11.00	12.00	13.00	14.00
19	Salt (Ordinary)	NT	2.50	2.00	3.50

\* Rice(Red) Matta

\*\* Rice(White)Andhra Vella

\*\*\*Tamarind w/o seeds loose

Table B

**Comparative statement of Retail Prices of essential commodities prevailed in  
Tamilnadu and Kerala on 30/09/2006**

(Rs/Kg.)

Sl.No.	Commodity	Coimbatore	Palakkad	Nagarcoil	Thiruvananthapuram
1	Boiled Rice (Fine)	14.00	12.70*	12.50	15.00*
2	Boiled Rice (Common)	13.00	13.50**	11.00	14.80**
3	Raw Rice (Fine)	12.00	NT	12.00	NT
4	Raw Rice (Common)	NT	NT	11.00	NT
5	Redgram dhall	32.00	NT	36.00	NT
6	Blackgram dhall	53.00	58.00	57.00	62.00
7	Greengram dhall	46.00	48.00	47.00	50.00
8	Bengalgram dhall	43.00	NT	42.00	NT
9	Groundnut Oil (ordinary)	56.00	57.00	64.00	68.00
10	Coconut Oil (Ordinary)	60.00	60.00	57.00	60.00
11	Gingilly Oil (Ordinary)	58.00	62.00	60.00	70.00
12	Dry Chillies (Rammad mund)	55.00	80.00	NA	80.00
13	Tamarind (medium)	42.00	34.00***	27.00	***40.00
14	Wheat (white)	16.00	NT	15.50	NT
15	Sugar	18.00	18.50	18.00	19.00
16	Pototo (medium)	11.00	12.00	13.00	14.00
17	Onion (II sort)	6.00	7.00	9.00	9.50
18	Onion (Smbar/kar)	11.00	12.00	14.00	16.00
19	Salt (Ordinary)	NT	2.50	2.00	3.50

\* Rice(Red) Matta

\*\* Rice(White)Andhra Vella

\*\*\*Tamarind w/o seeds loose

Table C

Percentage variation of retail prices of certain essential commodities for the  
Second Friday of August 2006 & September 2006

Sl. No.	Name of Commodity	Unit	Prices (in Rs.) on		Percentage variation
			Aug-06	Sep-06	
(1)	(2)	(3)	(4)	(5)	(6)
	<b>A. RICE - Open Market</b>				
1	Red - Matta	Kg	13.92	14.10	1.28
2	Red - Chamba	Kg	13.87	13.92	0.40
3	White - Andra Vella	Kg	14.25	14.45	1.44
	<b>B. PULSES</b>				
4	Green gram	Kg	41.32	40.43	-2.16
5	Black gram split w/o husk	Kg	54.43	56.93	4.59
6	Dhall(Tur)	Kg	34.11	34.50	1.15
	<b>C. OTHER FOOD ITEMS</b>				
7	Sugar(O.M)	Kg.	19.70	18.93	-3.92
8	Milk (Cow's)	Ltr.	14.93	14.93	0.00
9	Egg Hen's (White lagon)	Dozen	16.49	18.39	11.57
10	Mutton with bones	Kg	153.93	155.00	0.70
11	Tea (Kannan Devan)	1/2 kg	72.14	72.08	-0.09
12	Coffee Powder (Brook Bond Gr.Label)	1/2 kg	76.45	77.10	0.85
	<b>D. OIL AND OIL SEEDS</b>				
13	Coconut oil	Kg	54.43	56.95	4.63
14	Groundnut oil	Kg	68.96	69.46	0.73
15	Refined oil (Postman)	Kg.	77.00	77.27	0.35
16	Gingelly oil	Kg.	61.96	63.27	2.10
17	Coconut without husk	100 nos	532.50	552.14	3.69
	<b>E. SPICES AND CONDIMENTS</b>				
18	Corriandar	Kg.	40.75	41.36	1.49
19	Chillies dry	Kg.	64.00	72.64	13.50
20	Onion small	Kg.	13.71	13.89	1.30
21	Tamarind without seeds loose	Kg.	35.21	37.36	6.09

Table C Contd..

Sl. No.	Name of Commodity	Unit	Prices (in Rs.) on		Percentage Variation
			Aug-06	Sep-06	
(1)	(2)	(3)	(4)	(5)	(6)
	<b>F. TUBERS</b>				
22	Chennai	Kg.	11.64	10.79	-7.36
23	Tapioca Raw	Kg.	6.86	6.96	1.56
24	Potato	Kg.	12.39	11.57	-6.63
25	Colocassia	Kg.	16.00	18.21	13.84
	<b>G. VEGETABLES</b>				
26	Onion big	Kg.	8.18	8.14	-0.44
27	Brinjal	Kg.	11.86	13.29	12.05
28	Cucumber	Kg.	8.64	7.64	-11.57
29	Ladies Finger	Kg.	11.93	11.29	-5.39
30	Cabbage	Kg.	10.21	11.00	7.69
31	Bittergourd	Kg.	19.36	18.79	-2.95
32	Tomatto	Kg.	8.29	9.29	12.07
33	Chillies green	Kg.	16.43	15.93	-3.04
34	Banana green	Kg.	18.57	16.14	-13.08
35	Plantain green	Kg.	10.75	11.64	8.31
	<b>H. MISCELLANEOUS ITEMS</b>				
36	Washing Soap (501 Half Bar)	1/2 Bar	8.38	8.40	0.34
37	Toilet Soap - Lux	100 gm	12.93	12.92	-0.04
38	Toothpaste - Colgate	100 gm	26.14	26.54	1.51
39	Cement - Sankar (Ord.Paper Bag)	each	222.54	222.54	0.00

Table D

Percentage variation of retail prices of certain essential commodities for the  
Second Friday of September 2005 & 2006

Sl. No.	Name of Commodity	Unit	Prices (in Rs.) on		Percentage variation
			Sep-05	Sep-06	
(1)	(2)	(3)	(4)	(5)	(6)
	A. RICE - Open Market				
1	Red - Matta	Kg	13.23	14.10	6.56
2	Red - Chamba	Kg	13.07	13.92	6.48
3	White - Andra Vella	Kg	13.82	14.45	4.61
	B. PULSES				
4	Green gram	Kg	33.25	40.43	21.59
5	Black gram split w/o husk	Kg	35.61	56.93	59.88
6	Dhall(Tur)	Kg	34.39	34.50	0.31
	C. OTHER FOOD ITEMS				
7	Sugar(O.M)	Kg.	18.75	18.93	0.95
8	Milk (Cow's)	Ltr.	14.93	14.93	0.00
9	Egg Hen's (White lagon)	Dozen	16.99	18.39	8.28
10	Mutton with bones	Kg	144.23	155.00	7.47
11	Tea (Kannan Devan)	1/2 kg	71.93	72.08	0.21
12	Coffee Powder (Brook Bond Gr.Label)	1/2 kg	72.14	77.10	6.87
	D. OIL AND OIL SEEDS				
13	Coconut oil	Kg	57.95	56.95	-1.73
14	Groundnut oil	Kg	68.33	69.46	1.65
15	Refined oil (Postman)	Kg.	84.63	77.27	-8.69
16	Gingelly oil	Kg.	63.07	63.27	0.31
17	Coconut without husk	100 nos	579.64	552.14	-4.74
	E. SPICES AND CONDIMENTS				
18	Corriandar	Kg.	30.23	41.36	36.80
19	Chillies dry	Kg.	32.59	72.64	122.90
20	Onion small	Kg.	12.14	13.89	14.41
21	Tamarind without seeds loose	Kg.	34.57	37.36	8.06

Table D Contd..

Sl. No.	Name of Commodity	Unit	Prices (in Rs.) on		Percentage Variation
			Sep-05	Sep-06	
(1)	(2)	(3)	(4)	(5)	(6)
	<b>F. TUBERS</b>				
22	Chennai	Kg.	10.21	10.79	5.59
23	Tapioca Raw	Kg.	6.43	6.96	8.33
24	Potato	Kg.	10.43	11.57	10.96
25	Colocassia	Kg.	18.71	18.21	-2.67
	<b>G. VEGETABLES</b>				
26	Onion big	Kg.	15.06	8.14	-45.95
27	Brinjal	Kg.	11.86	13.29	12.05
28	Cucumber	Kg.	9.36	7.64	-18.32
29	Ladies Finger	Kg.	11.00	11.29	2.60
30	Cabbage	Kg.	9.86	11.00	11.59
31	Bittergourd	Kg.	17.71	18.79	6.05
32	Tomatto	Kg.	13.43	9.29	-30.85
33	Chillies green	Kg.	15.93	15.93	0.00
34	Banana green	Kg.	20.36	16.14	-20.70
35	Plantain green	Kg.	10.43	11.64	11.64
	<b>H. MISCELLANEOUS ITEMS</b>				
36	Washing Soap (501 Half Bar)	1/2 Bar	7.96	8.40	5.52
37	Toilet Soap - Lux	100 gm	12.86	12.92	0.51
38	Toothpaste - Colgate	100 gm	25.43	26.54	4.36
39	Cement - Sankar (Ord.Paper Bag)	each	186.00	222.54	19.65

Table E

**Quarterly retail prices of certain essential commodities  
for the Second Friday for the last one year**

Sl. No.	Name of Commodity	Unit	Prices (in Rs.) on				
			Sep-05	Dec-05	Mar-06	Jun-06	Sep-06
(1)	(2)	(3)	(4)	(5)	(6)	(7)	(8)
<b>A. RICE - Open Market</b>							
1	Red - Matta	Kg	13.23	13.44	13.82	13.80	14.10
2	Red - Chamba	Kg	13.07	13.67	13.85	13.72	13.92
3	White - Andra Vella	Kg	13.82	14.11	14.64	14.23	14.45
<b>B. PULSES</b>							
4	Green gram	Kg	33.25	37.18	39.35	45.00	40.43
5	Black gram split w/o husk	Kg	35.61	47.07	47.87	57.14	56.93
6	Dhall(Tur)	Kg	34.39	35.07	32.62	34.39	34.50
<b>C. OTHER FOOD ITEMS</b>							
7	Sugar(O.M)	Kg.	18.75	18.83	20.38	20.57	18.93
8	Milk (Cow's)	Ltr.	14.93	14.93	14.92	14.93	14.93
9	Egg Hen's (White lagon)	Dozen	16.99	20.29	12.59	16.09	18.39
10	Mutton with bones	Kg	144.23	146.07	148.93	153.93	155.00
11	Tea (Kannan Devan)	1/2 kg	71.93	72.36	72.21	71.64	72.08
12	Coffee Powder (Brook Bond Gr.Label)	1/2 kg	72.14	74.14	74.79	76.43	77.10
<b>D. OIL AND OIL SEEDS</b>							
13	Coconut oil	Kg	57.95	54.86	53.77	55.50	56.95
14	Groundnut oil	Kg	68.33	68.85	69.64	68.50	69.46
15	Refined oil (Postman)	Kg.	84.63	84.33	81.20	77.19	77.27
16	Gingelly oil	Kg.	63.07	63.52	62.71	61.45	63.27
17	Coconut without husk	100 nos	579.64	579.29	548.85	543.93	552.14
<b>E. SPICES AND CONDIMENTS</b>							
18	Corriandar	Kg.	30.23	32.02	33.15	40.75	41.36
19	Chillies dry	Kg.	32.59	44.79	45.38	63.43	72.64
20	Onion small	Kg.	12.14	24.57	15.27	17.36	13.89
21	Tamarind without seeds loose	Kg.	34.57	34.50	35.23	33.21	37.36

Table E Contd..

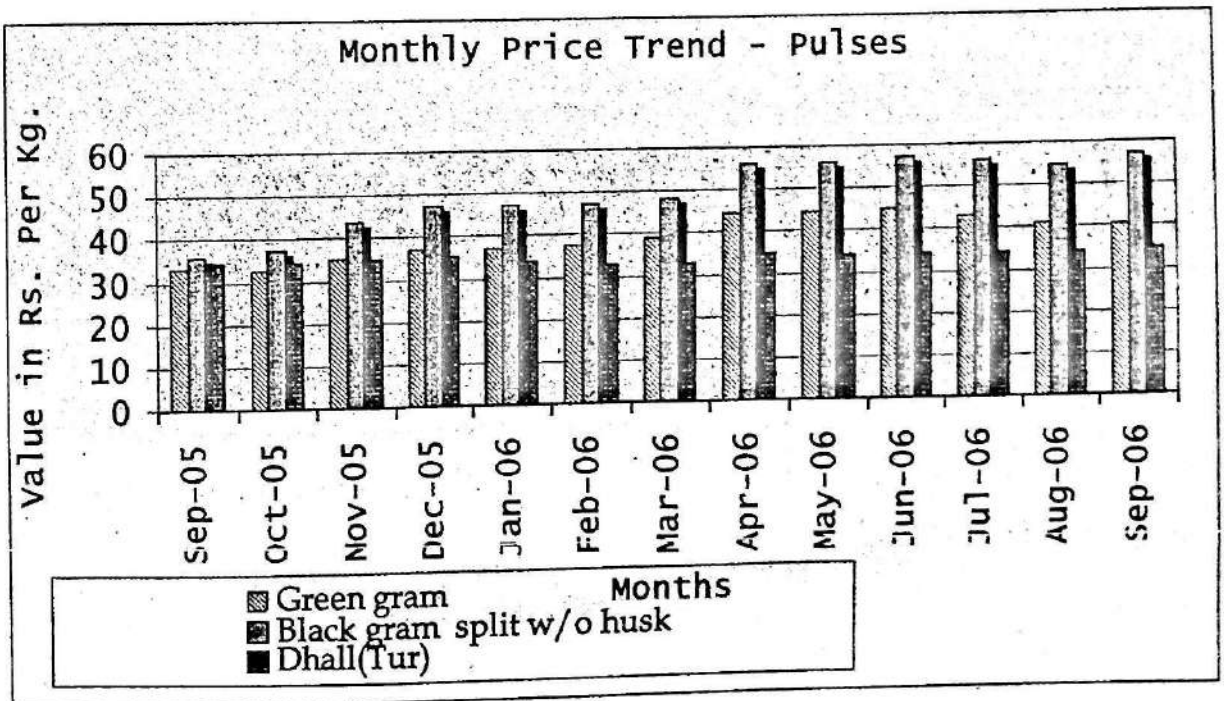
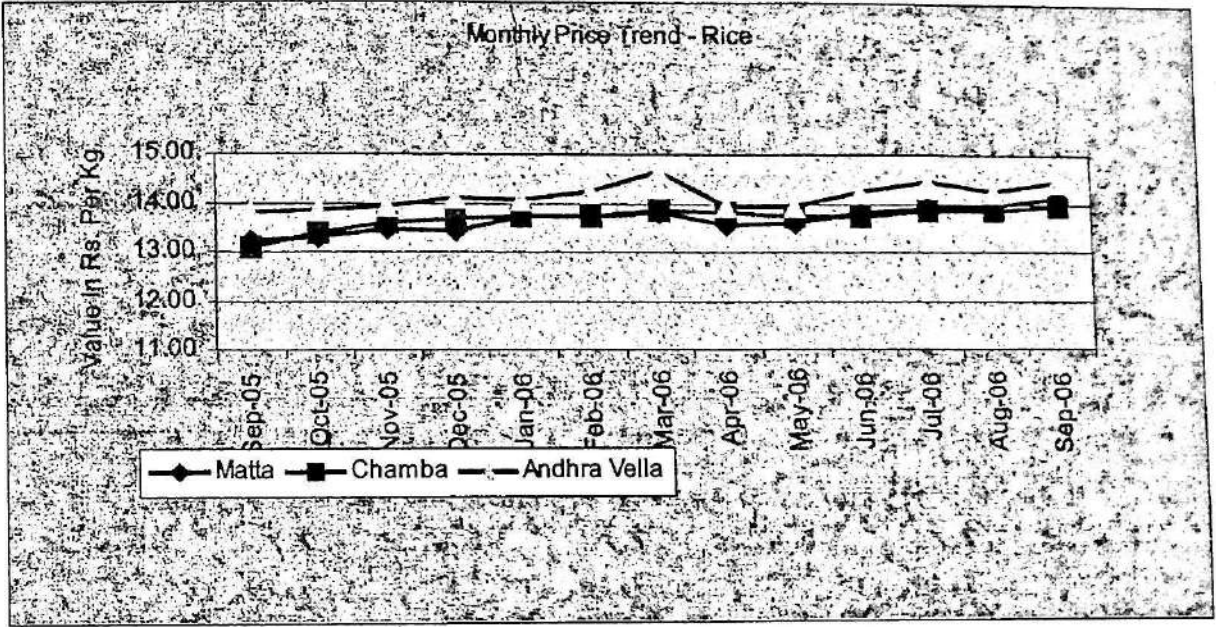
Sl. No.	Name of Commodity	Unit	Prices (in Rs.) on				
			Sep-05	Dec-05	Mar-06	Jun-06	Sep-06
(1)	(2)	(3)	(4)	(5)	(6)	(7)	(8)
	<b>F. TUBERS</b>						
22	Chenai	Kg.	10.21	9.86	10.31	13.57	10.79
23	Tapioca Raw	Kg.	6.43	6.50	6.50	6.46	6.96
24	Potato	Kg.	10.43	14.80	12.38	14.36	11.57
25	Colocassia	Kg.	18.71	16.64	13.85	15.93	18.21
	<b>G. VEGETABLES</b>						
26	Onion big	Kg.	15.06	14.23	6.96	7.54	8.14
27	Brinjal	Kg.	11.86	16.64	11.08	11.29	13.29
28	Cucumber	Kg.	9.36	9.93	7.08	8.86	7.64
29	Ladies Finger	Kg.	11.00	13.93	9.92	15.57	11.29
30	Cabbage	Kg.	9.86	12.57	9.62	9.93	11.00
31	Bittergourd	Kg.	17.71	18.86	13.85	17.93	18.79
32	Tomatto	Kg.	13.43	12.18	7.23	21.00	9.29
33	Chillies green	Kg.	15.93	18.43	14.08	18.36	15.93
34	Banana green	Kg.	20.36	12.57	14.92	15.43	16.14
35	Plantain green	Kg.	10.43	9.71	9.85	9.29	11.64
	<b>H. MISCELLANEOUS ITEMS</b>						
36	Washing Soap (501 Half Bar)	1/2 Bar	7.96	8.00	8.00	8.18	8.40
37	Toilet Soap - Lux	100 gm	12.86	12.93	12.96	12.96	12.92
38	Toothpaste - Colgate	100 gm	25.43	25.86	25.93	25.86	26.54
39	Cement - Sankar (O/d.Paper Bag)	each	186.00	182.08	182.08	221.46	222.54

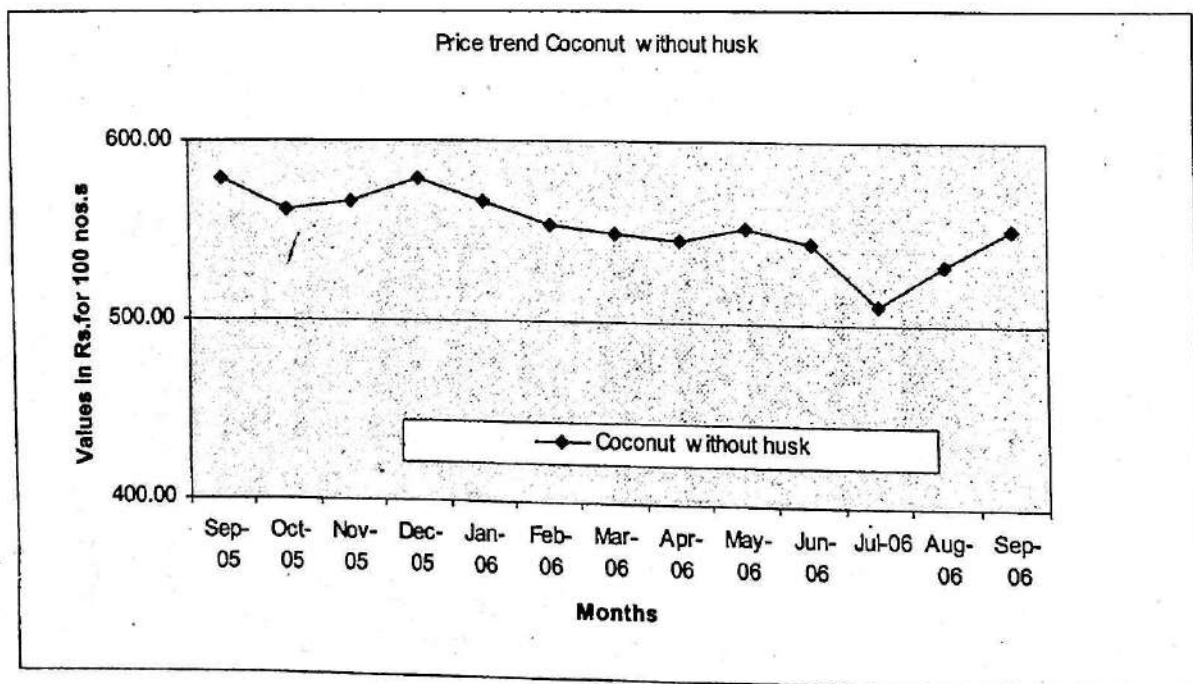
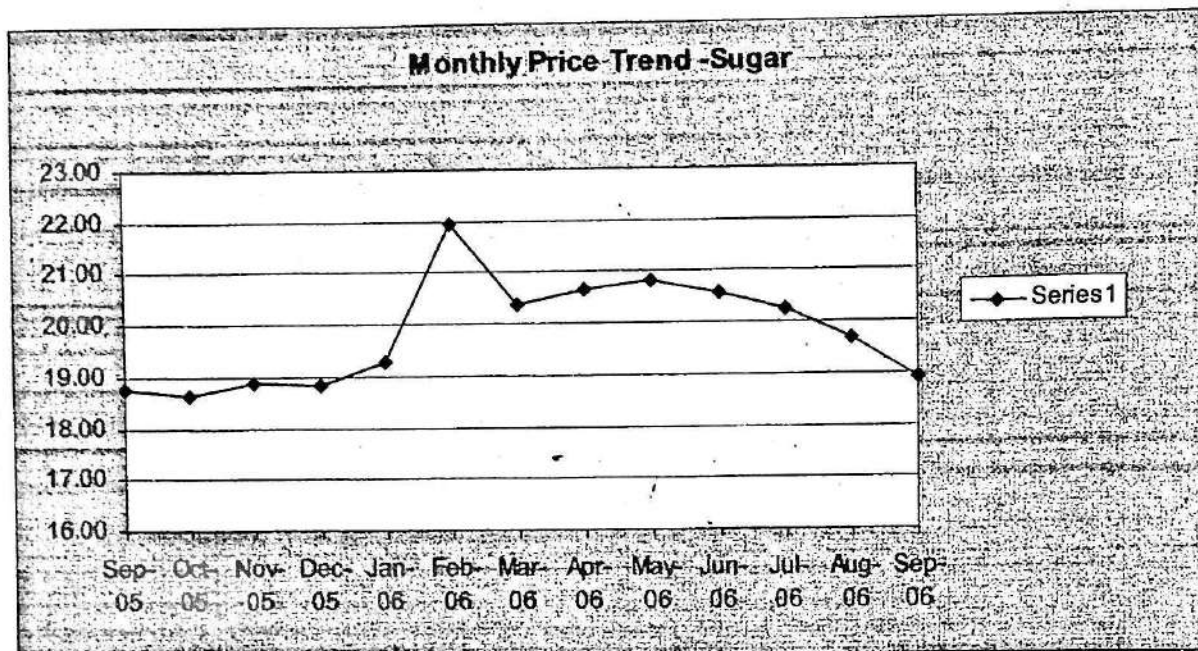


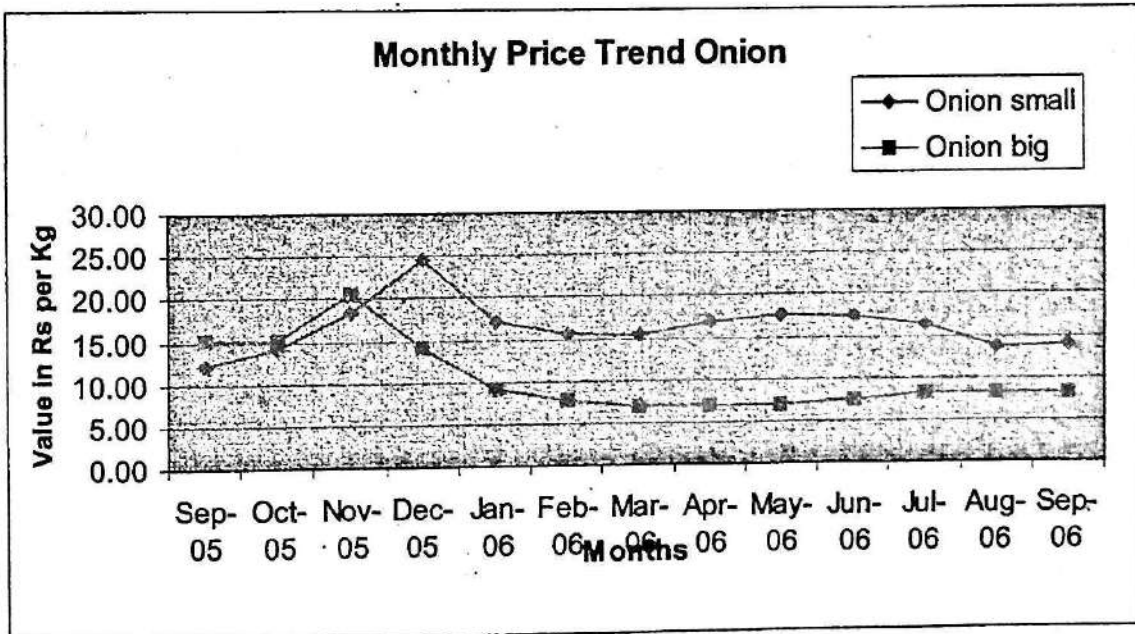
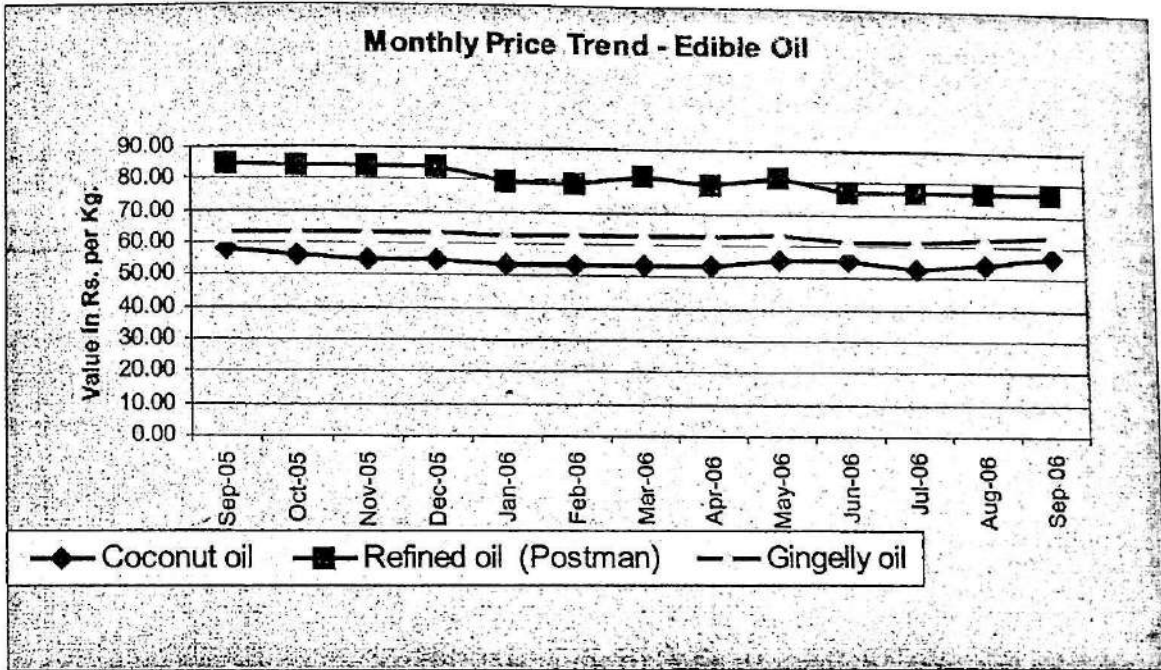
**Table F**  
**Monthly retail prices of certain essential commodities for the last one year**

Sl. No.	Name of Commodity	Unit	Retail Prices on the Second Friday of												
			Sep-05	Oct-05	Nov-05	Dec-05	Jan-06	Feb-06	Mar-06	Apr-06	May-06	Jun-06	Jul-06	Aug-06	Sep-06
(1)	(2)	(3)	(4)	(5)	(6)	(7)	(8)	(9)	(10)	(11)	(12)	(13)	(14)	(15)	(16)
<b>A. RICE - Open Market</b>															
1	Red - Matta	Kg	13.23	13.29	13.46	13.44	13.71	13.72	13.82	13.55	13.61	13.80	13.89	13.92	14.10
2	Red - Chamba	Kg	13.07	13.36	13.59	13.67	13.73	13.73	13.85	13.82	13.73	13.72	13.86	13.87	13.92
3	White - Andra Vella	Kg	13.82	13.86	13.94	14.11	14.06	14.24	14.64	13.94	13.95	14.23	14.45	14.25	14.45
<b>B. PULSES</b>															
4	Green gram	Kg	33.25	32.66	35.25	37.18	37.36	37.64	39.35	44.86	44.50	45.00	43.11	41.32	40.43
5	Black gram split w/o husk	Kg	35.61	37.07	43.55	47.07	47.14	47.00	47.87	55.86	56.07	57.14	55.93	54.43	56.93
6	Dhall(Tur)	Kg	34.39	34.11	34.95	35.07	33.64	32.79	32.62	34.89	34.39	34.39	34.00	34.11	34.50
<b>C. OTHER FOOD ITEMS</b>															
7	Sugar(O.M)	Kg.	18.75	18.63	18.86	18.83	19.29	21.93	20.38	20.66	20.83	20.57	20.23	19.70	18.93
8	Milk (Cow's)	Ltr.	14.93	14.93	14.93	14.93	14.93	14.93	14.92	14.93	14.93	14.93	14.93	14.93	14.93
9	Egg Hen's (White lagon)	Dozen	16.99	16.76	17.04	20.29	19.18	16.85	12.59	11.17	14.09	16.09	16.16	16.49	18.39
10	Mutton with bones	Kg	144.23	145.77	146.54	146.07	146.79	148.21	148.93	152.50	154.64	153.93	153.93	153.93	155.00
11	Tea (Kannan Devan)	½ kg	71.93	72.21	72.29	72.36	72.36	72.14	72.21	72.14	71.07	71.64	72.07	72.14	72.08
12	Coffee Powder (Brook Bond Gr.Label)	½ kg	72.14	71.71	72.07	74.14	74.00	74.43	74.79	74.71	76.14	76.43	76.43	76.45	77.10
<b>D. OIL AND OIL SEEDS</b>															
13	Coconut oil	Kg	57.95	56.05	54.66	54.86	53.36	53.71	53.77	53.70	55.14	55.50	52.55	54.43	56.95
14	Groundnut oil	Kg	68.33	68.60	68.85	68.85	68.50	68.00	69.64	68.83	70.17	68.50	68.77	68.96	69.46
15	Refined oil (Postman)	Kg.	84.63	84.43	84.33	84.33	79.30	79.10	81.20	78.77	81.69	77.19	77.10	77.00	77.27
16	Gingelly oil	Kg.	63.07	63.00	63.43	63.52	62.80	62.59	62.71	62.80	63.23	61.45	61.30	61.96	63.27
17	Coconut without husk	100 nos	579.64	561.43	566.43	579.29	566.79	553.21	548.85	545.71	552.50	543.93	510.71	532.50	552.14

(1)	(2)	(3)	(4)	(5)	(6)	(7)	(8)	(9)	(10)	(11)	(12)	(13)	(14)	(15)	(16)
<b>E. SPICES AND CONDIMENTS</b>															
18	Corriandar	Kg.	30.23	29.88	30.30	32.02	33.16	33.09	33.15	36.11	38.25	40.75	40.39	40.75	41.36
19	Chillies dry	Kg.	32.59	33.43	41.11	44.79	43.43	43.36	45.38	50.21	55.07	63.43	62.64	64.00	72.64
20	Onion small	Kg.	12.14	14.11	18.39	24.57	17.04	15.68	15.27	16.93	17.64	17.36	16.29	13.71	13.89
21	Tamarind without seeds loose	Kg.	34.57	34.57	34.93	34.50	35.07	34.14	35.23	33.86	34.29	33.21	34.21	35.21	37.36
<b>F. TUBERS</b>															
22	Chennai	Kg.	10.21	10.07	10.07	9.86	9.79	9.93	10.31	10.71	11.86	13.57	12.43	11.64	10.79
23	Tapioca Raw	Kg.	6.43	6.39	6.43	6.50	6.57	6.43	6.50	6.46	6.71	6.46	6.64	6.86	6.96
24	Potato	Kg.	10.43	10.51	12.63	14.80	16.86	13.71	12.38	12.09	13.18	14.36	14.18	12.39	11.57
25	Colocassia	Kg.	18.71	16.43	17.29	16.64	15.14	14.07	13.85	15.31	15.00	15.93	16.00	16.00	18.21
<b>G. VEGETABLES</b>															
26	Onion big	Kg.	15.06	15.14	20.59	14.23	9.18	7.79	6.96	6.98	6.86	7.54	8.18	8.18	8.14
27	Brinjal	Kg.	11.86	11.00	17.93	16.64	14.00	14.00	11.08	11.00	11.57	11.29	12.79	11.86	13.29
28	Cucumber	Kg.	9.36	8.36	8.43	9.93	9.86	8.00	7.08	8.07	8.21	8.86	9.57	8.64	7.64
29	Ladies Finger	Kg.	11.00	11.29	13.00	13.93	14.79	14.29	9.92	11.64	11.71	15.57	13.21	11.93	11.29
30	Cabbage	Kg.	9.86	10.07	11.50	12.57	12.36	11.29	9.62	8.93	9.21	9.93	9.21	10.21	11.00
31	Bittergourd	Kg.	17.71	17.43	18.93	18.86	16.36	15.36	13.85	15.07	-15.43	17.93	20.14	19.36	18.79
32	Tomatto	Kg.	13.43	15.43	16.93	12.18	11.00	8.36	7.23	9.21	16.14	21.00	9.50	8.29	9.29
33	Chillies green	Kg.	15.93	13.86	20.14	18.43	17.14	17.29	14.08	15.00	16.07	18.36	15.86	16.43	15.93
34	Banana green	Kg.	20.36	15.64	14.07	12.57	15.36	14.93	14.92	16.07	15.36	15.43	18.29	18.57	16.14
35	Plantain green	Kg.	10.43	10.00	10.46	9.71	9.86	9.93	9.85	9.54	9.18	9.29	10.32	10.75	11.64
<b>H. MISCELLANEOUS ITEMS</b>															
36	Washing Soap (501 Half Bar)	1/2 Bar	7.96	7.96	7.96	8.00	-8.00	8.00	8.00	8.00	8.04	8.18	8.38	8.38	8.40
37	Toilet Soap - Lux	100 gm	12.86	12.86	12.86	12.93	12.96	12.96	12.96	12.96	12.93	12.96	12.93	12.93	12.92
38	Toothpaste - Colgate	100 gm	25.43	25.50	25.64	25.86	25.86	25.93	25.93	25.93	25.93	25.86	25.93	26.14	26.54
39	Cement - Sankar (Ord.Paper Bag)	each	186.00	184.50	184.04	182.08	185.73	184.15	182.08	199.54	215.46	221.46	223.50	222.54	222.54







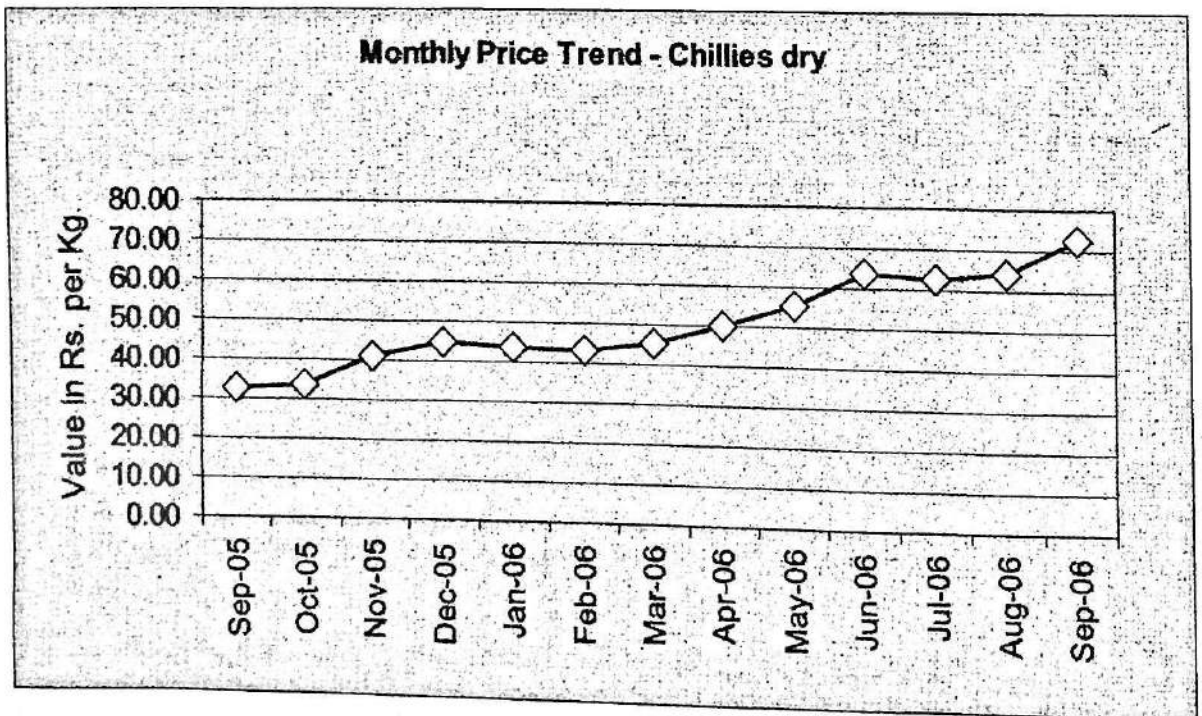
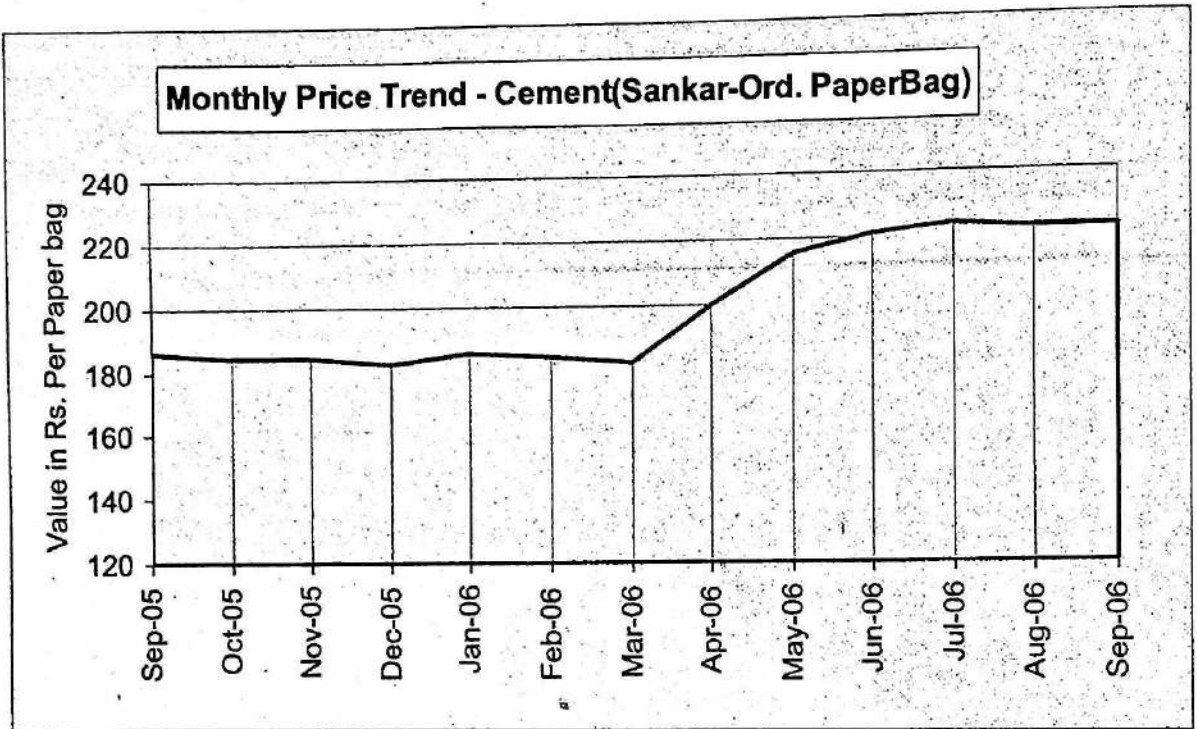


Table A

**Comparative statement of Retail Prices of essential commodities prevailed in  
Tamilnadu and Kerala on 15/10/2006**

(Rs/Kg.)

Sl.No.	Commodity	Coimbatore	Palakkad	Nagarcoil	Thiruvananthapuram
1	Boiled Rice (Fine)	12.00	13.00*	12.50	15.50*
2	Boiled Rice (Common)	12.00	13.50**	11.00	14.80**
3	Raw Rice (Fine)	12.00	NT	12.00	NT
4	Raw Rice (Common)	NT	NT	11.00	NT
5	Redgram dhall	31.00	NT	36.00	NT
6	Blackgram dhall	53.00	60.00	59.00	62.00
7	Greengram dhall	46.00	48.00	47.00	50.00
8	Bengalgram dhall	43.00	NT	45.00	NT
9	Groundnut Oil (ordinary)	58.00	57.00	65.00	68.00
10	Coconut Oil (Ordinary)	60.00	65.00	58.00	62.00
11	Gingilly Oil (Ordinary)	60.00	62.00	62.00	72.00
12	Dry Chillies (Ramnad mund)	58.00	80.00	NA	86.00
13	Tamarind (medium)	42.00	34.00***	27.00	40.00***
14	Wheat (white)	16.00	NT	15.50	NT
15	Sugar	18.00	18.50	17.50	19.00
16	Pototo (medium)	12.00	14.00	14.00	16.50
17	Onion (II sort)	6.00	8.00	9.00	9.00
18	Onion (Smbar/kar)	12.00	17.00	15.00	19.00
19	Salt (Ordinary)	3.00	2.50	2.00	3.50

\* Rice(Red) Matta

\*\* Rice(White)Andhra Vella

\*\*\*Tamarind w/o seeds loose

Table B

**Comparative statement of Retail Prices of essential commodities prevailed in  
Tamilnadu and Kerala on 31/10/2006**

(Rs/Kg.)

Sl.No.	Commodity	Coimbatore	Palakkad	Nagarcoil	Thiruvananthapuram
1	Boiled Rice (Fine)	14.00	14.00*	12.50	15.50*
2	Boiled Rice (Common)	13.00	13.50**	12.00	14.80**
3	Raw Rice (Fine)	13.00	NT	12.00	NT
4	Raw Rice (Common)	NT	NT	11.00 <sup>1</sup>	NT
5	Redgram dhall	31.00	NT	36.00	NT
6	Blackgram dhall	54.00	68.00	60.00	62.00
7	Greengram dhall	46.00	48.00	47.00	52.00
8	Bengalgram dhall	43.00	NT	46.00	NT
9	Groundnut Oil (ordinary)	58.00	57.00	65.00	68.00
10	Coconut Oil (Ordinary)	60.00	65.00	59.00	62.00
11	Gingilly Oil (Ordinary)	58.00	62.00	62.00	75.00
12	Dry Chillies (Ramnad mund)	64.00	80.00	NA	86.00
13	Tamarind (medium)	42.00	34.00***	27.00	***40.00
14	Wheat (white)	16.00	NT	15.00	NT
15	Sugar	18.00	18.00	17.50	19.00
16	Pototo (medium)	13.00	15.00	14.00	17.00
17	Onion (II sort)	7.00	9.00	10.00	11.50
18	Onion (Smbar/kar)	14.00	18.00	16.00	19.50
19	Salt (Ordinary)	3.00	2.50	2.00	3.50

\* Rice(Red) Matta

\*\* Rice(White)Andhra Vella

\*\*\*Tamarind w/o seeds loose



Table C

Percentage variation of retail prices of certain essential commodities for  
the Second Friday of September 2006 & October 2006

Sl. No.	Name of Commodity	Unit	Prices (in Rs.) on		Percentage variation
			Sep-06	Oct-06	
(1)	(2)	(3)	(4)	(5)	(6)
<b>A. RICE - Open Market</b>					
1	Red - Matta	Kg	14.10	14.45	2.54
2	Red - Chamba	Kg	13.92	14.22	2.16
3	White - Andra Vella	Kg	14.45	14.63	1.23
<b>B. PULSES</b>					
4	Green gram	Kg	40.43	43.39	7.33
5	Black gram split w/o husk	Kg	56.93	62.07	9.03
6	Dhall(Tur)	Kg	34.50	37.43	8.49
<b>C. OTHER FOOD ITEMS</b>					
7	Sugar(O.M)	Kg.	18.93	18.41	-2.74
8	Milk (Cow's)	Ltr.	14.93	14.93	0.00
9	Egg Hen's (White lagon)	Dozen	18.39	18.29	-0.54
10	Mutton with bones	Kg	155.00	156.54	0.99
11	Tea (Kannan Devan)	1/2 kg	72.08	72.00	-0.11
12	Coffee Powder (Brook Bond Gr.Label)	1/2 kg	77.10	76.92	-0.23
<b>D. OIL AND OIL SEEDS</b>					
13	Coconut oil	Kg	56.95	61.70	8.34
14	Groundnut oil	Kg	69.46	73.02	5.13
15	Refined oil (Postman)	Kg.	77.27	77.60	0.43
16	Gingelly oil	Kg.	63.27	64.71	2.29
17	Coconut without husk	100 nos	552.14	577.50	4.59
<b>E. SPICES AND CONDIMENTS</b>					
18	Corriandar	Kg.	41.36	41.71	0.86
19	Chillies dry	Kg.	72.64	81.79	12.59
20	Onion small	Kg.	13.89	16.14	16.20
21	Tamarind without seeds loose	Kg.	37.36	39.00	4.40

Table C Contd..

Sl. No.	Name of Commodity	Unit	Prices (in Rs.) on		Percentage Variation
			Sep-06	Oct-06	
(1)	(2)	(3)	(4)	(5)	(6)
	<b>F. TUBERS</b>				
22	Chenai	Kg.	10.79	9.86	-8.61
23	Tapioca Raw	Kg.	6.96	7.04	1.03
24	Potato	Kg.	11.57	13.75	18.83
25	Colocassia	Kg.	18.21	17.57	-3.53
	<b>G. VEGETABLES</b>				
26	Onion big	Kg.	8.14	8.79	7.89
27	Brinjal	Kg.	13.29	10.93	-17.74
28	Cucumber	Kg.	7.64	8.43	10.28
29	Ladies Finger	Kg.	11.29	11.29	0.00
30	Cabbage	Kg.	11.00	10.79	-1.95
31	Bittergourd	Kg.	18.79	18.29	-2.66
32	Tomatto	Kg.	9.29	9.29	0.00
33	Chillies green	Kg.	15.93	14.14	-11.21
34	Banana green	Kg.	16.14	14.29	-11.50
35	Plantain green	Kg.	11.64	10.71	-7.98
	<b>H. MISCELLANEOUS ITEMS</b>				
36	Washing Soap (501 Half Bar)	1/2 Bar	8.40	8.48	0.92
37	Toilet Soap - Lux	100 gm	12.92	12.92	0.00
38	Toothpaste - Colgate	100 gm	26.54	26.54	0.00
39	Cement - Sankar (Ord.Paper Bag)	each	222.54	219.38	-1.42

Table D

**Percentage variation of retail prices of certain essential commodities  
for the Second Friday of October 2005 & 2006**

Sl. No.	Name of Commodity	Unit	Prices (in Rs.) on		Percentage variation
			Oct-05	Oct-06	
(1)	(2)	(3)	(4)	(5)	(6)
	<b>A. RICE - Open Market</b>				
1	Red - Matta	Kg	13.29	14.45	8.79
2	Red - Chamba	Kg	13.36	14.22	6.41
3	White - Andra Vella	Kg	13.86	14.63	5.54
	<b>B. PULSES</b>				
4	Green gram	Kg	32.66	43.39	32.86
5	Black gram split w/o husk	Kg	37.07	62.07	67.44
6	Dhall(Tur)	Kg	34.11	37.43	9.74
	<b>C. OTHER FOOD ITEMS</b>				
7	Sugar(O.M)	Kg.	18.63	18.41	-1.15
8	Milk (Cow's)	Ltr.	14.93	14.93	0.00
9	Egg Hen's (White lagon)	Dozen	16.76	18.29	9.16
10	Mutton with bones	Kg	145.77	156.54	7.39
11	Tea (Kannan Devan)	1/2 kg	72.21	72.00	-0.30
12	Coffee Powder (Brook Bond Gr.Label)	1/2 kg	71.71	76.92	7.26
	<b>D. OIL AND OIL SEEDS</b>				
13	Coconut oil	Kg	56.05	61.70	10.07
14	Groundnut oil	Kg	68.60	73.02	6.44
15	Refined oil (Postman)	Kg.	84.43	77.60	-8.08
16	Gingelly oil	Kg.	63.00	64.71	2.72
17	Coconut without husk	100 nos	561.43	577.50	2.86
	<b>E. SPICES AND CONDIMENTS</b>				
18	Corriandar	Kg.	29.88	41.71	39.63
19	Chillies dry	Kg.	33.43	81.79	144.66
20	Onion small	Kg.	14.11	16.14	14.43
21	Tamarind without seeds loose	Kg.	34.57	39.00	12.81

Table D Contd..

Sl. No.	Name of Commodity	Unit	Prices (in Rs.) on		Percentage Variation
			Oct-05	Oct-06	
(1)	(2)	(3)	(4)	(5)	(6)
	<b>F. TUBERS</b>				
22	Chennai	Kg.	10.07	9.86	-2.13
23	Tapioca Raw	Kg.	6.39	7.04	10.06
24	Potato	Kg.	10.51	13.75	30.77
25	Colocassia	Kg.	16.43	17.57	6.96
	<b>G. VEGETABLES</b>				
26	Onion big	Kg.	15.14	8.79	-41.98
27	Brinjal	Kg.	11.00	10.93	-0.65
28	Cucumber	Kg.	8.36	8.43	0.85
29	Ladies Finger	Kg.	11.29	11.29	0.00
30	Cabbage	Kg.	10.07	10.79	7.09
31	Bittergourd	Kg.	17.43	18.29	4.92
32	Tomatto	Kg.	15.43	9.29	-39.81
33	Chillies green	Kg.	13.86	14.14	2.06
34	Banana green	Kg.	15.64	14.29	-8.68
35	Plantain green	Kg.	10.00	10.71	7.14
	<b>H. MISCELLANEOUS ITEMS</b>				
36	Washing Soap (501 Half Bar)	1/2 Bar	7.96	8.48	6.48
37	Toilet Soap - Lux	100 gm	12.86	12.92	0.51
38	Toothpaste - Colgate	100 gm	25.50	26.54	4.07
39	Cement - Sankar (Ord.Paper Bag)	each	184.50	219.38	18.90

**Table E**  
**Quarterly retail prices of certain essential commodities**  
**for the Second Friday for the last one year**

Sl. No.	Name of Commodity	Unit	Prices (in Rs.) on				
			Oct-05	Jan-06	Apr-06	Jul-06	Oct-06
(1)	(2)	(3)	(4)	(5)	(6)	(7)	(8)
	<b>A. RICE - Open Market</b>						
1	Red - Matta	Kg	13.29	13.71	13.55	13.89	14.45
2	Red - Chamba	Kg	13.36	13.73	13.82	13.86	14.22
3	White - Andra Vella	Kg	13.86	14.06	13.94	14.45	14.63
	<b>B. PULSES</b>						
4	Green gram	Kg	32.66	37.36	44.86	43.11	43.39
5	Black gram split w/o husk	Kg	37.07	47.14	55.86	55.93	62.07
6	Dhall(Tur)	Kg	34.11	33.64	34.89	34.00	37.43
	<b>C. OTHER FOOD ITEMS</b>						
7	Sugar(O.M)	Kg.	18.63	19.29	20.66	20.23	18.41
8	Milk (Cow's)	Ltr.	14.93	14.93	14.93	14.93	14.93
9	Egg Hen's (White lagon)	Dozen	16.76	19.18	11.17	16.16	18.29
10	Mutton with bones	Kg	145.77	146.79	152.50	153.93	156.54
11	Tea (Kannan Devan)	1/2 kg	72.21	72.36	72.14	72.07	72.00
12	Coffee Powder (Brook Bond Gr.Label)	1/2 kg	71.71	74.00	74.71	76.43	76.92
	<b>D. OIL AND OIL SEEDS</b>						
13	Coconut oil	Kg	56.05	53.36	53.70	52.55	61.70
14	Groundnut oil	Kg	68.60	68.50	68.83	68.77	73.02
15	Refined oil (Postman)	Kg.	84.43	79.30	78.77	77.10	77.60
16	Gingelly oil	Kg.	63.00	62.80	62.80	61.30	64.71
17	Coconut without husk	100 nos	561.43	566.79	545.71	510.71	577.50
	<b>E. SPICES AND CONDIMENTS</b>						
18	Corriandar	Kg.	29.88	33.16	36.11	40.39	41.71
19	Chillies dry	Kg.	33.43	43.43	50.21	62.64	81.79
20	Onion small	Kg.	14.11	17.04	16.93	16.29	16.14
21	Tamarind without seeds loose	Kg.	34.57	35.07	33.86	34.21	39.00

Table E Contd..

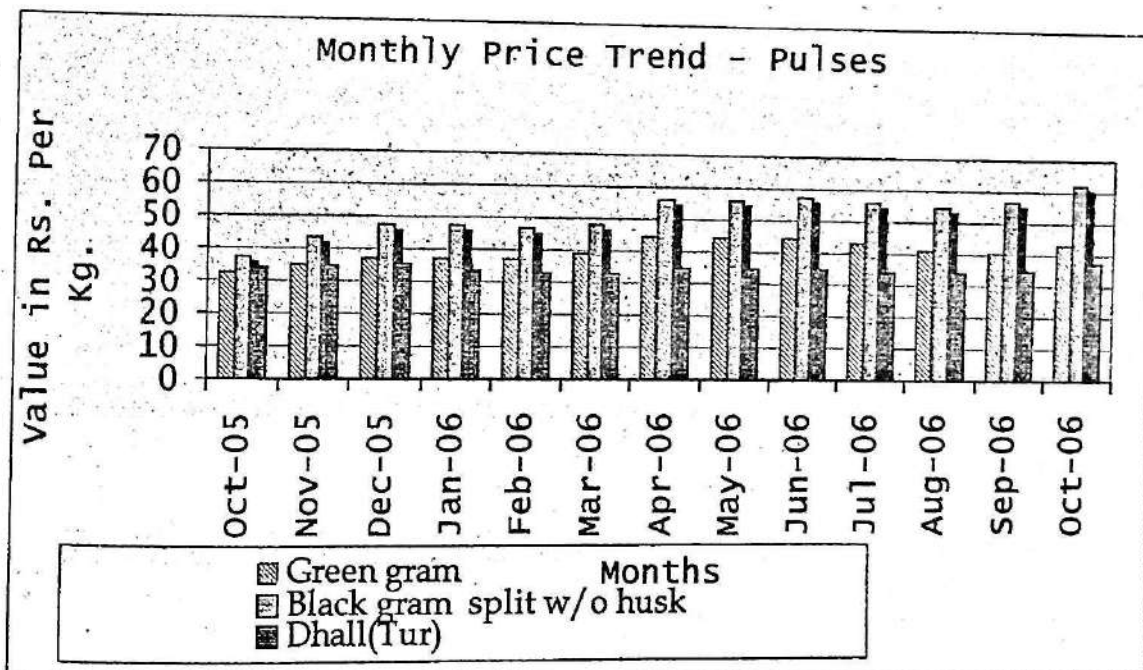
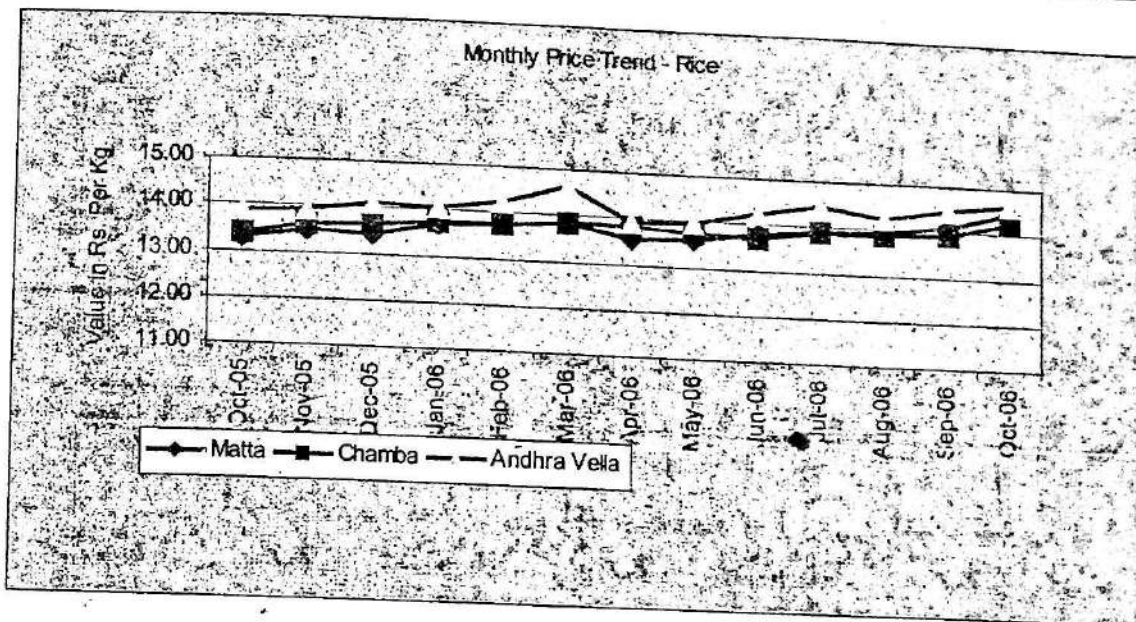
Sl. No.	Name of Commodity	Unit	Prices (in Rs.) on				
			Oct-05	Jan-06	Apr-06	Jul-06	Oct-06
(1)	(2)	(3)	(4)	(5)	(6)	(7)	(8)
	<b>F. TUBERS</b>						
22	Chennai	Kg.	10.07	9.79	10.71	12.43	9.86
23	Tapioca Raw	Kg.	6.39	6.57	6.46	6.64	7.04
24	Potato	Kg.	10.51	16.86	12.09	14.18	13.75
25	Colocassia	Kg.	16.43	15.14	15.31	16.00	17.57
	<b>G. VEGETABLES</b>						
26	Onion big	Kg.	15.14	9.18	6.98	8.18	8.79
27	Brinjal	Kg.	11.00	14.00	11.00	12.79	10.93
28	Cucumber	Kg.	8.36	9.86	8.07	9.57	8.43
29	Ladies Finger	Kg.	11.29	14.79	11.64	13.21	11.29
30	Cabbage	Kg.	10.07	12.36	8.93	9.21	10.79
31	Bittergourd	Kg.	17.43	16.36	15.07	20.14	18.29
32	Tomatto	Kg.	15.43	11.00	9.21	9.50	9.29
33	Chillies green	Kg.	13.86	17.14	15.00	15.86	14.14
34	Banana green	Kg.	15.64	15.36	16.07	18.29	14.29
35	Plantain green	Kg.	10.00	9.86	9.54	10.32	10.71
	<b>H. MISCELLANEOUS ITEMS</b>						
36	Washing Soap (501 Half Bar)	1/2 Bar	7.96	8.00	8.00	8.38	8.48
37	Toilet Soap - Lux	100 gm	12.86	12.96	12.96	12.93	12.92
38	Toothpaste - Colgate	100 gm	25.50	25.86	25.93	25.93	26.54
39	Cement - Sankar (Ord.Paper Bag)	each	184.50	185.73	199.54	223.50	219.38

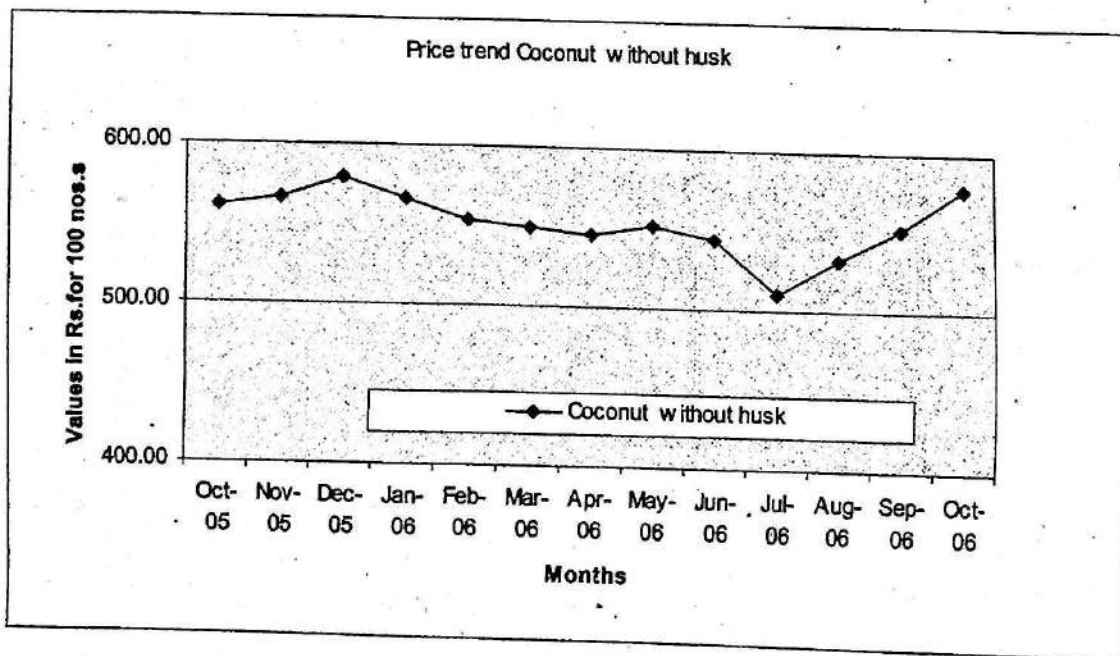
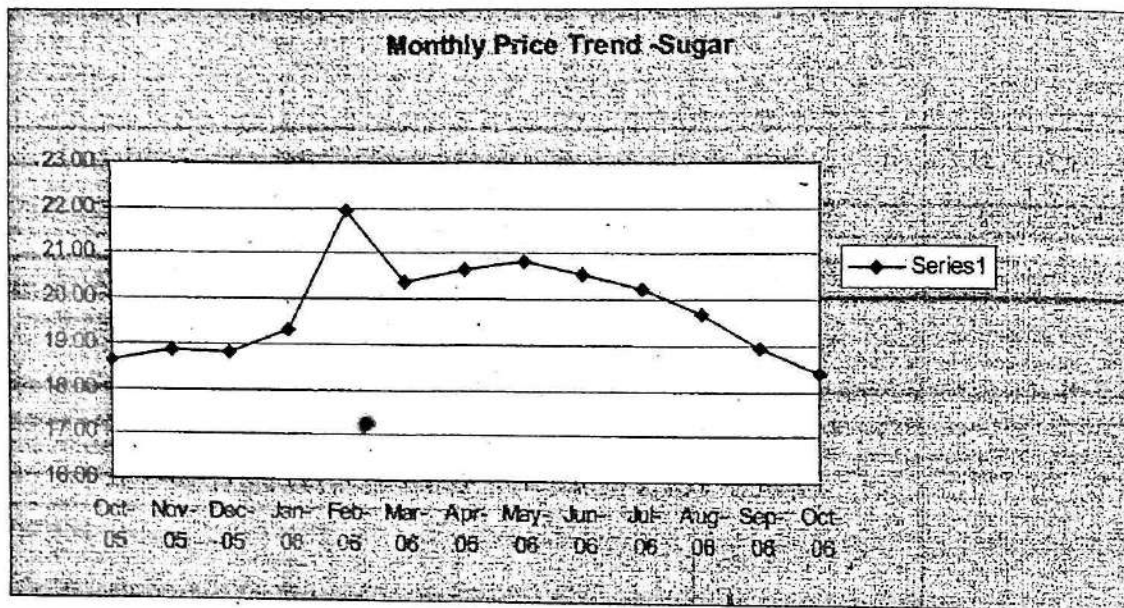
**Table F**  
**Monthly retail prices of certain essential commodities for the last one year**

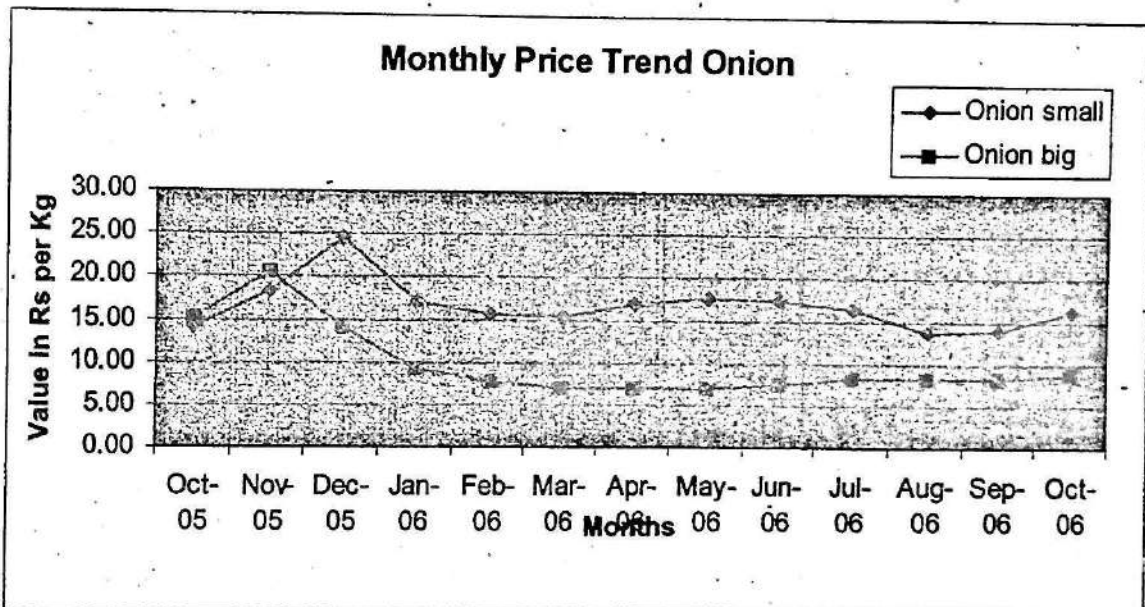
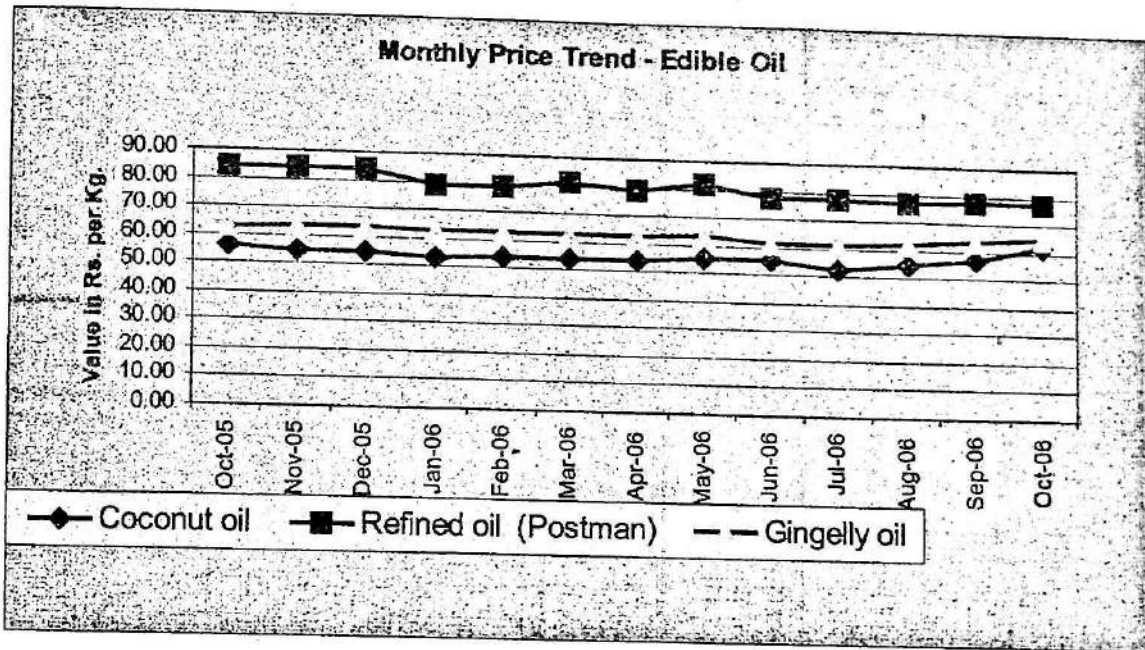
Sl. No.	Name of Commodity	Unit	Retail Prices on the Second Friday of												
			Oct-05	Nov-05	Dec-05	Jan-06	Feb-06	Mar-06	Apr-06	May-06	Jun-06	Jul-06	Aug-06	Sep-06	Oct-06
(1)	(2)	(3)	(4)	(5)	(6)	(7)	(8)	(9)	(10)	(11)	(12)	(13)	(14)	(15)	(16)
<b>A. RICE - Open Market</b>															
1	Red - Matta	Kg	13.29	13.46	13.44	13.71	13.72	13.82	13.55	13.61	13.80	13.89	13.92	14.10	14.45
2	Red - Chamba	Kg	13.36	13.59	13.67	13.73	13.73	13.85	13.82	13.73	13.72	13.86	13.87	13.92	14.22
3	White - Andra Vella	Kg	13.86	13.94	14.11	14.06	14.24	14.64	13.94	13.95	14.23	14.45	14.25	14.45	14.63
<b>B. PULSES</b>															
4	Green gram	Kg	32.66	35.25	37.18	37.36	37.64	39.35	44.86	44.50	45.00	43.11	41.32	40.43	43.39
5	Black gram split w/o husk	Kg	37.07	43.55	47.07	47.14	47.00	47.87	55.86	56.07	57.14	55.93	54.43	56.93	62.07
6	Dhall(Tur)	Kg	34.11	34.95	35.07	33.64	32.79	32.62	34.89	34.39	34.39	34.00	34.11	34.50	37.43
<b>C. OTHER FOOD ITEMS</b>															
7	Sugar(O.M)	Kg.	18.63	18.86	18.83	19.29	21.93	20.38	20.66	20.83	20.57	20.23	19.70	18.93	18.41
8	Milk (Cow's)	Ltr.	14.93	14.93	14.93	14.93	14.93	14.92	14.93	14.93	14.93	14.93	14.93	14.93	14.93
9	Egg Hen's (White lagon)	Dozen	16.76	17.04	20.29	19.18	16.85	12.59	11.17	14.09	16.09	16.16	16.49	18.39	18.29
10	Mutton with bones	Kg	145.77	146.54	146.07	146.79	148.21	148.93	152.50	154.64	153.93	153.93	153.93	155.00	156.54
11	Tea (Kannan Devan)	½ kg	72.21	72.29	72.36	72.36	72.14	72.21	72.14	71.07	71.64	72.07	72.14	72.08	72.00
12	Coffee Powder (Brook Bond Gr.Label)	½ kg	71.71	72.07	74.14	74.00	74.43	74.79	74.71	76.14	76.43	76.43	76.45	77.10	76.92
<b>D. OIL AND OIL SEEDS</b>															
13	Coconut oil	Kg	56.05	54.66	54.86	53.36	53.71	53.77	53.70	55.14	55.50	52.55	54.43	56.95	61.70
14	Groundnut oil	Kg	68.60	68.85	68.85	68.50	68.00	69.64	68.83	70.17	68.50	68.77	68.96	69.46	73.02
15	Refined oil (Postman)	Kg.	84.43	84.33	84.33	79.30	79.10	81.20	78.77	81.69	77.19	77.10	77.00	77.27	77.60
16	Gingelly oil	Kg.	63.00	63.43	63.52	62.80	62.59	62.71	62.80	63.23	61.45	61.30	61.96	63.27	64.71
17	Coconut without husk	100 nos	561.43	566.43	579.29	566.79	553.21	548.85	545.71	552.50	543.93	510.71	532.50	552.14	577.50

(1)	(2)	(3)	(4)	(5)	(6)	(7)	(8)	(9)	(10)	(11)	(12)	(13)	(14)	(15)	(16)
	<b>E. SPICES AND CONDIMENTS</b>														
18	Corriandar	Kg.	29.88	30.30	32.02	33.16	33.09	33.15	36.11	38.25	40.75	40.39	40.75	41.36	41.71
19	Chillies dry	Kg.	33.43	41.11	44.79	43.43	43.36	45.38	50.21	55.07	63.43	62.64	64.00	72.64	81.79
20	Onion small	Kg.	14.11	18.39	24.57	17.04	15.68	15.27	16.93	17.64	17.36	16.29	13.71	13.89	16.14
21	Tamarind without seeds loose	Kg.	34.57	34.93	34.50	35.07	34.14	35.23	33.86	34.29	33.21	34.21	35.21	37.36	39.00
	<b>F. TUBERS</b>														
22	Chenai	Kg.	10.07	10.07	9.86	9.79	9.93	10.31	10.71	11.86	13.57	12.43	11.64	10.79	9.86
23	Tapioca Raw	Kg.	6.39	6.43	6.50	6.57	6.43	6.50	6.46	6.71	6.46	6.64	6.86	6.96	7.04
24	Potato	Kg.	10.51	12.63	14.80	16.86	13.71	12.38	12.09	13.18	14.36	14.18	12.39	11.57	13.75
25	Colocassia	Kg.	16.43	17.29	16.64	15.14	14.07	13.85	15.31	15.00	15.93	16.00	16.00	18.21	17.57
	<b>G. VEGETABLES</b>														
26	Onion big	Kg.	15.14	20.59	14.23	9.18	7.79	6.96	6.98	6.86	7.54	8.18	8.18	8.14	8.79
27	Brinjal	Kg.	11.00	17.93	16.64	14.00	14.00	11.08	11.00	11.57	11.29	12.79	11.86	13.29	10.93
28	Cucumber	Kg.	8.36	8.43	9.93	9.86	8.00	7.08	8.07	8.21	8.86	9.57	8.64	7.64	8.43
29	Ladies Finger	Kg.	11.29	13.00	13.93	14.79	14.29	9.92	11.64	11.71	15.57	13.21	11.93	11.29	11.29
30	Cabbage	Kg.	10.07	11.50	12.57	12.36	11.29	9.62	8.93	9.21	9.93	9.21	10.21	11.00	10.79
31	Bittergourd	Kg.	17.43	18.93	18.86	16.36	15.36	13.85	15.07	15.43	17.93	20.14	19.36	18.79	18.29
32	Tomatto	Kg.	15.43	16.93	12.18	11.00	8.36	7.23	9.21	16.14	21.00	9.50	8.29	9.29	9.29
33	Chillies green	Kg.	13.86	20.14	18.43	17.14	17.29	14.08	15.00	16.07	18.36	15.86	16.43	15.93	14.14
34	Banana green	Kg.	15.64	14.07	12.57	15.36	14.93	14.92	16.07	15.36	15.43	18.29	18.57	16.14	14.29
35	Plantain green	Kg.	10.00	10.46	9.71	9.86	9.93	9.85	9.54	9.18	9.29	10.32	10.75	11.64	10.71
	<b>H. MISCELLANEOUS ITEMS</b>														
36	Washing Soap (501 Half Bar)	1/2 Bar	7.96	7.96	8.00	8.00	8.00	8.00	8.00	8.04	8.18	8.38	8.38	8.40	8.48
37	Toilet Soap - Lux	100 gm	12.86	12.86	12.93	12.96	12.96	12.96	12.96	12.93	12.96	12.93	12.93	12.92	12.92
38	Toothpaste - Colgate	100 gm	25.50	25.64	25.86	25.86	25.93	25.93	25.93	25.93	25.86	25.93	26.14	26.54	26.54
39	Cement - Sankar (Ord.Paper Bag)	each	184.50	184.04	182.08	185.73	184.15	182.08	199.54	215.46	221.46	223.50	222.54	222.54	219.38

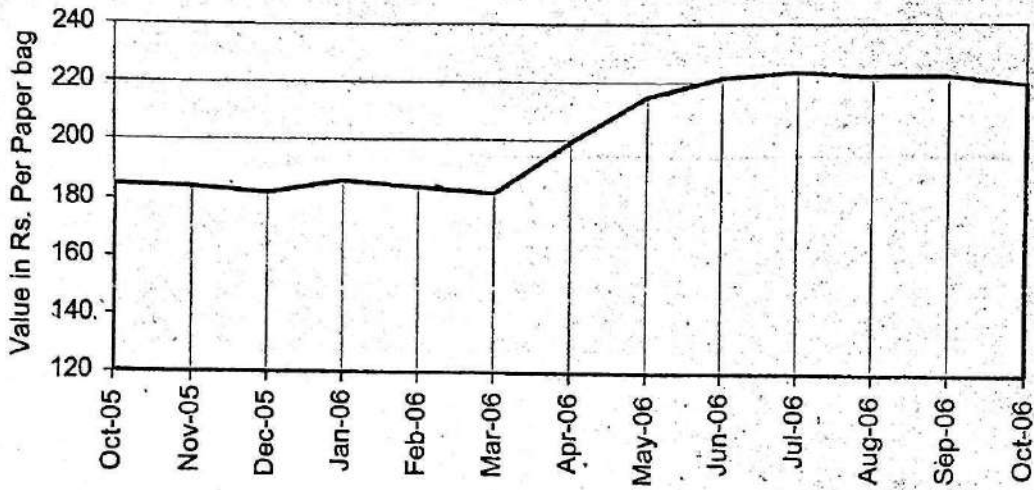








**Monthly Price Trend - Cement(Sankar-Ord. PaperBag)**



**Monthly Price Trend - Chillies dry**

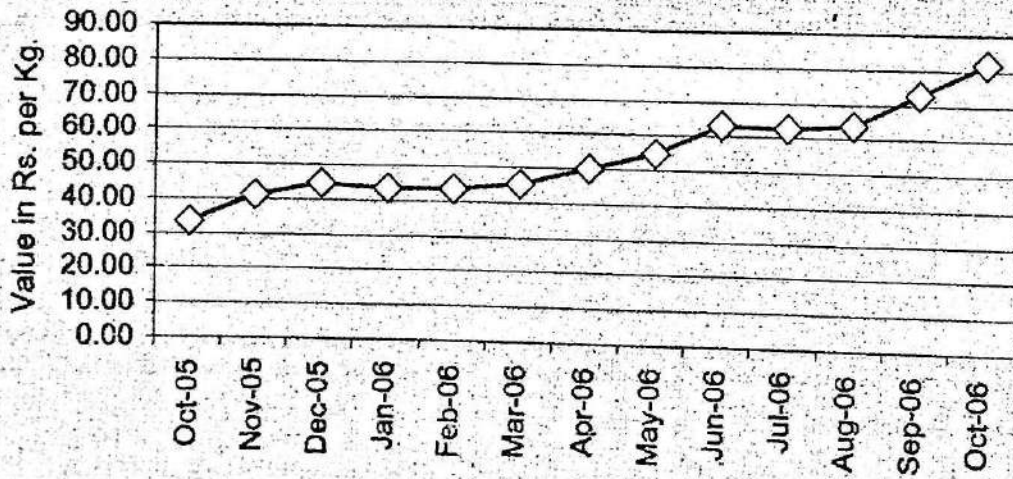


Table A

Comparative statement of Retail Prices of essential commodities prevailed in  
Famlnadu and Kerala on 15/11/2006

(Rs/Kg.)

Sl.No.	Commodity	Coimbatore	Palakkad	Nagarcoil	Thiruvananthapuram
1	Boiled Rice (Fine)	16.00	13.30*	13.00	15.50*
2	Boiled Rice (Common)	13.00	13.50**	12.00	14.80**
3	Raw Rice (Fine)	13.00	NT	12.00	NT
4	Raw Rice (Common)	NT	NT	11.00	NT
5	Redgram dhall	31.00	NT	36.00	NT
6	Blackgram dhall	54.00	58.00	58.50	65.00
7	Greengram dhall	46.00	48.00	45.00	52.00
8	Bengalgram dhall	43.00	NT	44.00	NT
9	Groundnut Oil (ordinary)	58.00	61.00	65.00	70.00
10	Coconut Oil (Ordinary)	60.00	65.00	59.00	62.00
11	Gingilly Oil (Ordinary)	58.00	62.00	62.00	77.00
12	Dry Chillies (Ramnad mund)	66.00	80.00	NA	86.00
13	Tamarind (medium)	40.00	34.00***	27.00	40.00***
14	Wheat (white)	16.00	NT	15.50	NT
15	Sugar	18.50	18.50	17.50	18.50
16	Pototo (medium)	12.00	12.00	14.00	17.00
17	Onion (II sort)	6.50	9.00	11.00	12.00
18	Onion (Smbar/kar)	12.00	16.00	18.00	20.50
19	Salt (Ordinary)	NT	2.50	2.00	3.50

\* Rice(Red) Matta

\*\* Rice(White)Andhra Vella

\*\*\*Tamarind w/o seeds loose

**Table B**

**Comparative statement of Retail Prices of essential commodities prevailed in  
Tamilnadu and Kerala on 30/11/2006**

(Rs/Kg.)

Sl.No.	Commodity	Coimbatore	Palakkad	Nagarcoil	Thiruvananthapuram
1	Boiled Rice (Fine)	16.00	13.60*	13.50	15.50*
2	Boiled Rice (Common)	13.00	13.70**	12.50	14.80**
3	Raw Rice (Fine)	13.00	NT	13.00	NT
4	Raw Rice (Common)	NT	NT	12.00	NT
5	Redgram dhall	30.00	NT	36.00	NT
6	Blackgram dhall	52.00	62.00	56.00	59.00
7	Greengram dhall	46.00	50.00	45.00	52.00
8	Bengalgram dhall	42.00	NT	43.00	NT
9	Groundnut Oil (ordinary)	58.00	61.00	65.00	71.00
10	Coconut Oil (Ordinary)	60.00	65.00	59.00	62.00
11	Gingilly Oil (Ordinary)	60.00	63.00	62.00	78.00
12	Dry Chillies (Ramnad mund)	69.00	82.00	NA	86.00
13	Tamarind (medium)	38.00	36.00***	27.00	***40.00
14	Wheat (white)	16.00	NT	16.50	NT
15	Sugar	18.00	18.00	17.50	18.50
16	Pototo (medium)	12.00	12.00	14.00	14.50
17	Onion (II sort)	6.50	8.00	13.00	14.50
18	Onion (Smbar/kar)	12.00	17.00	19.00	17.50
19	Salt (Ordinary)	3.00	2.50	2.00	3.50

\* Rice(Red) Matta

\*\* Rice(White)Andhra Vella

\*\*\*Tamarind w/o seeds loose

Table C

**Percentage variation of retail prices of certain essential commodities for  
the Second Friday of October 2006 & November 2006**

Sl. No.	Name of Commodity	Unit	Prices (in Rs.) on		Percentage variation
			Oct-06	Nov-06	
(1)	(2)	(3)	(4)	(5)	(6)
	<b>A. RICE - Open Market</b>				
1	Red - Matta	Kg	14.45	14.47	0.13
2	Red - Chamba	Kg	14.22	14.47	1.77
3	White - Andra Vella	Kg	14.63	14.35	-1.89
	<b>B. PULSES</b>				
4	Green gram	Kg	43.39	44.07	1.56
5	Black gram split w/o husk	Kg	62.07	62.86	1.27
6	Dhall(Tur)	Kg	37.43	36.71	-1.91
	<b>C. OTHER FOOD ITEMS</b>				
7	Sugar(O.M)	Kg.	18.41	18.48	0.39
8	Milk (Cow's)	Ltr.	14.93	14.93	0.00
9	Egg Hen's (White lagon)	Dozen	18.29	23.10	26.28
10	Mutton with bones	Kg	156.54	155.36	-0.75
11	Tea (Kannan Devan)	1/2 kg	72.00	72.07	0.10
12	Coffee Powder (Brook Bond Gr.Label)	1/2 kg	76.92	77.00	0.10
	<b>D. OIL AND OIL SEEDS</b>				
13	Coconut oil	Kg	61.70	61.75	0.09
14	Groundnut oil	Kg	73.02	73.46	0.60
15	Refined oil (Postman)	Kg.	77.60	78.02	0.54
16	Gingelly oil	Kg.	64.71	65.79	1.66
17	Coconut without husk	100 nos	577.50	596.07	3.22
	<b>E. SPICES AND CONDIMENTS</b>				
18	Corriandar	Kg.	41.71	41.93	0.51
19	Chillies dry	Kg.	81.79	83.00	1.48
20	Onion small	Kg.	16.14	19.32	19.69
21	Tamarind without seeds loose	Kg.	39.00	39.43	1.10

Table C Contd..

Sl. No.	Name of Commodity	Unit	Prices (in Rs.) on		Percentage Variation
			Oct-06	Nov-06	
(1)	(2)	(3)	(4)	(5)	(6)
	<b>F. TUBERS</b>				
22	Chenai	Kg.	9.86	9.71	-1.45
23	Tapioca Raw	Kg.	7.04	7.18	2.03
24	Potato	Kg.	13.75	14.21	3.38
25	Colocassia	Kg.	17.57	18.29	4.07
	<b>G. VEGETABLES</b>				
26	Onion big	Kg.	8.79	10.04	14.23
27	Brinjal	Kg.	10.93	14.21	30.07
28	Cucumber	Kg.	8.43	11.79	39.83
29	Ladies Finger	Kg.	11.29	12.79	13.29
30	Cabbage	Kg.	10.79	11.00	1.99
31	Bittergourd	Kg.	18.29	16.57	-9.37
32	Tomatto	Kg.	9.29	10.43	12.31
33	Chillies green	Kg.	14.14	17.00	20.20
34	Banana green	Kg.	14.29	15.04	5.25
35	Plantain green	Kg.	10.71	10.43	-2.67
	<b>H. MISCELLANEOUS ITEMS</b>				
36	Washing Soap (501 Half Bar)	1/2 Bar	8.48	8.45	-0.40
37	Toilet Soap - Lux	100 gm	12.92	12.93	0.04
38	Toothpaste - Colgate	100 gm	26.54	26.57	0.12
39	Cement - Sankar (Ord.Paper Bag)	each	219.38	215.92	-1.57



**Table D**  
**Percentage variation of retail prices of certain essential commodities**  
**for the Second Friday of November 2005 & 2006**

Sl. No.	Name of Commodity	Unit	Prices (in Rs.) on		Percentage variation
			Nov-05	Nov-06	
(1)	(2)	(3)	(4)	(5)	(6)
	<b>A. RICE - Open Market</b>				
1	Red - Matta	Kg	13.46	14.47	7.52
2	Red - Chamba	Kg	13.59	14.47	6.48
3	White - Andra Vella	Kg	13.94	14.35	3.00
	<b>B. PULSES</b>				
4	Green gram	Kg	35.25	44.07	25.03
5	Black gram split w/o husk	Kg	43.55	62.86	44.32
6	Dhall(Tur)	Kg	34.95	36.71	5.06
	<b>C. OTHER FOOD ITEMS</b>				
7	Sugar(O.M)	Kg.	18.86	18.48	-1.99
8	Milk (Cow's)	Ltr.	14.93	14.93	0.00
9	Egg Hen's (White lagon)	Dozen	17.04	23.10	35.60
10	Mutton with bones	Kg	146.54	155.36	6.02
11	Tea (Kannan Devan)	1/2 kg	72.29	72.07	-0.30
12	Coffee Powder (Brook Bond Gr.Label)	1/2 kg	72.07	77.00	6.84
	<b>D. OIL AND OIL SEEDS</b>				
13	Coconut oil	Kg	54.66	61.75	12.97
14	Groundnut oil	Kg	68.85	73.46	6.69
15	Refined oil (Postman)	Kg.	84.33	78.02	-7.48
16	Gingelly oil	Kg.	63.43	65.79	3.72
17	Coconut without husk	100 nos	566.43	596.07	5.23
	<b>E. SPICES AND CONDIMENTS</b>				
18	Corriandar	Kg.	30.30	41.93	38.36
19	Chillies dry	Kg.	41.11	83.00	101.91
20	Onion small	Kg.	18.39	19.32	5.05
21	Tamarind without seeds loose	Kg.	34.93	39.43	12.88

Table D Contd..

Sl. No.	Name of Commodity	Unit	Prices (in Rs.) on		Percentage Variation
			Nov-05	Nov-06	
(1)	(2)	(3)	(4)	(5)	(6)
	<b>F. TUBERS</b>				
22	Chennai	Kg.	10.07	9.71	-3.55
23	Tapioca Raw	Kg.	6.43	7.18	11.67
24	Potato	Kg.	12.63	14.21	12.59
25	Colocassia	Kg.	17.29	18.29	5.79
	<b>G. VEGETABLES</b>				
26	Onion big	Kg.	20.59	10.04	-51.26
27	Brinjal	Kg.	17.93	14.21	-20.72
28	Cucumber	Kg.	8.43	11.79	39.83
29	Ladies Finger	Kg.	13.00	12.79	-1.65
30	Cabbage	Kg.	11.50	11.00	-4.35
31	Bittergourd	Kg.	18.93	16.57	-12.45
32	Tomatto	Kg.	16.93	10.43	-38.40
33	Chillies green	Kg.	20.14	17.00	-15.60
34	Banana green	Kg.	14.07	15.04	6.85
35	Plantain green	Kg.	10.46	10.43	-0.34
	<b>H. MISCELLANEOUS ITEMS</b>				
36	Washing Soap (501 Half Bar)	1/2 Bar	7.96	8.45	6.05
37	Toilet Soap - Lux	100 gm	12.86	12.93	0.56
38	Toothpaste - Colgate	100 gm	25.64	26.57	3.62
39	Cement - Sankar (Ord.Paper Bag)	each	184.04	215.92	17.32

**Table E**  
**Quarterly retail prices of certain essential commodities**  
**for the Second Friday for the last one year**

Sl. No.	Name of Commodity	Unit	Prices (in Rs.) on				
			Nov-05	Feb-06	May-06	Aug-06	Nov-06
(1)	(2)	(3)	(4)	(5)	(6)	(7)	(8)
	<b>A. RICE - Open Market</b>						
1	Red - Matta	Kg	13.46	13.72	13.61	13.92	14.47
2	Red - Chamba	Kg	13.59	13.73	13.73	13.87	14.47
3	White - Andra Vella	Kg	13.94	14.24	13.95	14.25	14.35
	<b>B. PULSES</b>						
4	Green gram	Kg	35.25	37.64	44.50	41.32	44.07
5	Black gram split w/o husk	Kg	43.55	47.00	56.07	54.43	62.86
6	Dhall(Tur)	Kg	34.95	32.79	34.39	34.11	36.71
	<b>C. OTHER FOOD ITEMS</b>						
7	Sugar(O.M)	Kg.	18.86	21.93	20.83	19.70	18.48
8	Milk (Cow's)	Ltr.	14.93	14.93	14.93	14.93	14.93
9	Egg Hen's (White lagon)	Dozen	17.04	16.85	14.09	16.49	23.10
10	Mutton with bones	Kg	146.54	148.21	154.64	153.93	155.36
11	Tea (Kannan Devan)	1/2 kg	72.29	72.14	71.07	72.14	72.07
12	Coffee Powder (Brook Bond Gr.Label)	1/2 kg	72.07	74.43	76.14	76.45	77.00
	<b>D. OIL AND OIL SEEDS</b>						
13	Coconut oil	Kg	54.66	53.71	55.14	54.43	61.75
14	Groundnut oil	Kg	68.85	68.00	70.17	68.96	73.46
15	Refined oil (Postman)	Kg.	84.33	79.10	81.69	77.00	78.02
16	Gingelly oil	Kg.	63.43	62.59	63.23	61.96	65.79
17	Coconut without husk	100 nos	566.43	553.21	552.50	532.50	596.07
	<b>E. SPICES AND CONDIMENTS</b>						
18	Corriandar	Kg.	30.30	33.09	38.25	40.75	41.93
19	Chillies dry	Kg.	41.11	43.36	55.07	64.00	83.00
20	Onion small	Kg	18.39	15.68	17.64	13.71	19.32
21	Tamarind without seeds loose	Kg.	34.93	34.14	34.29	35.21	39.43

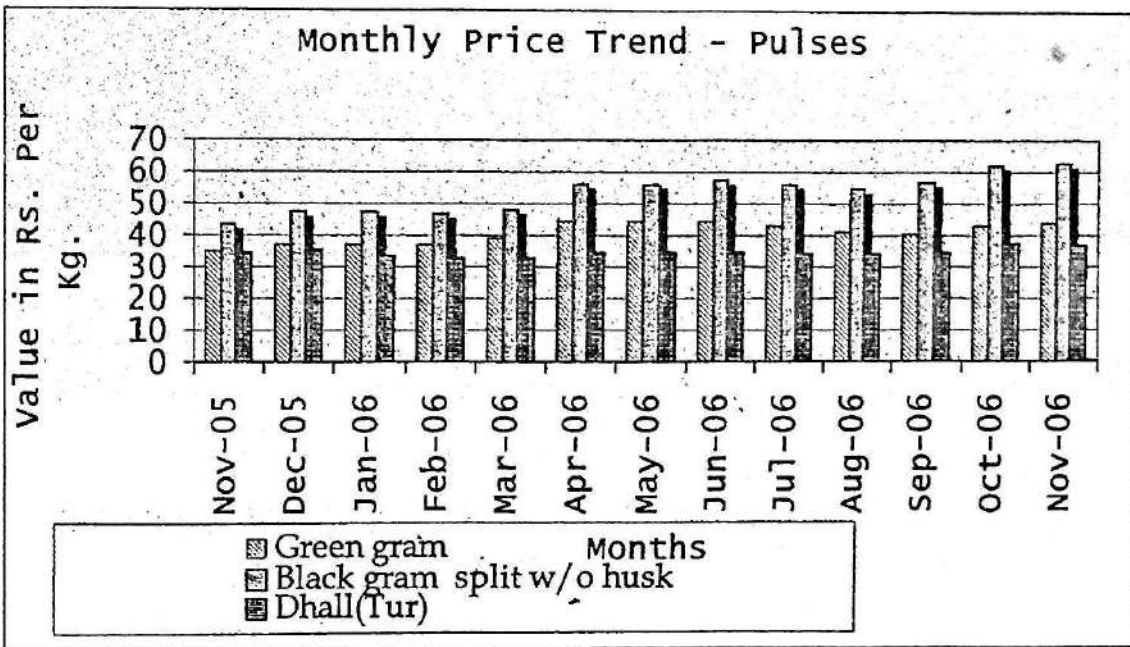
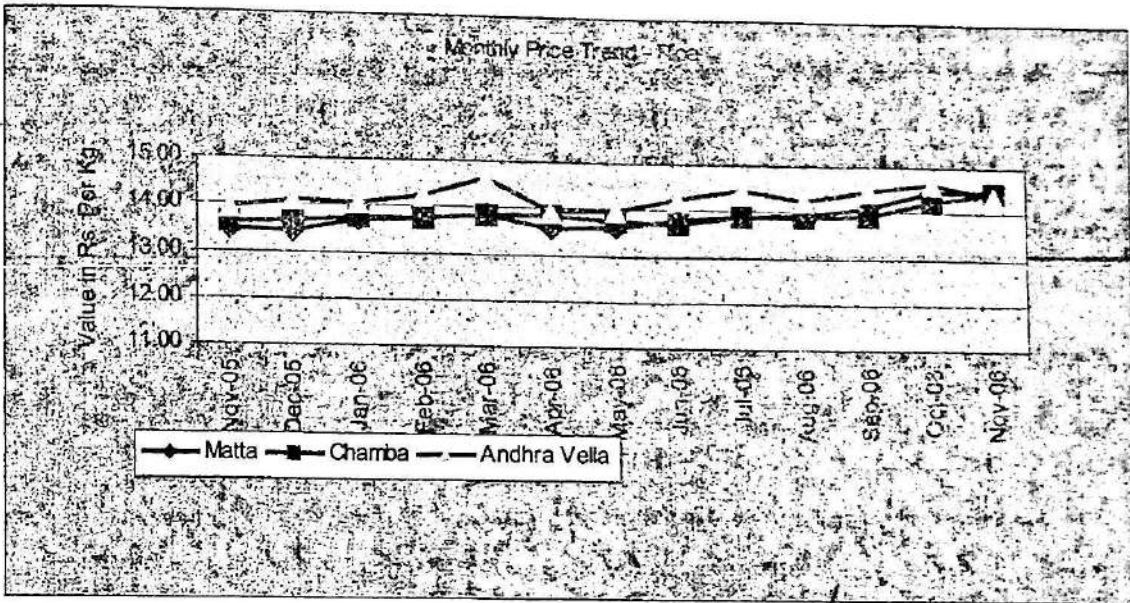
Table E Contd..

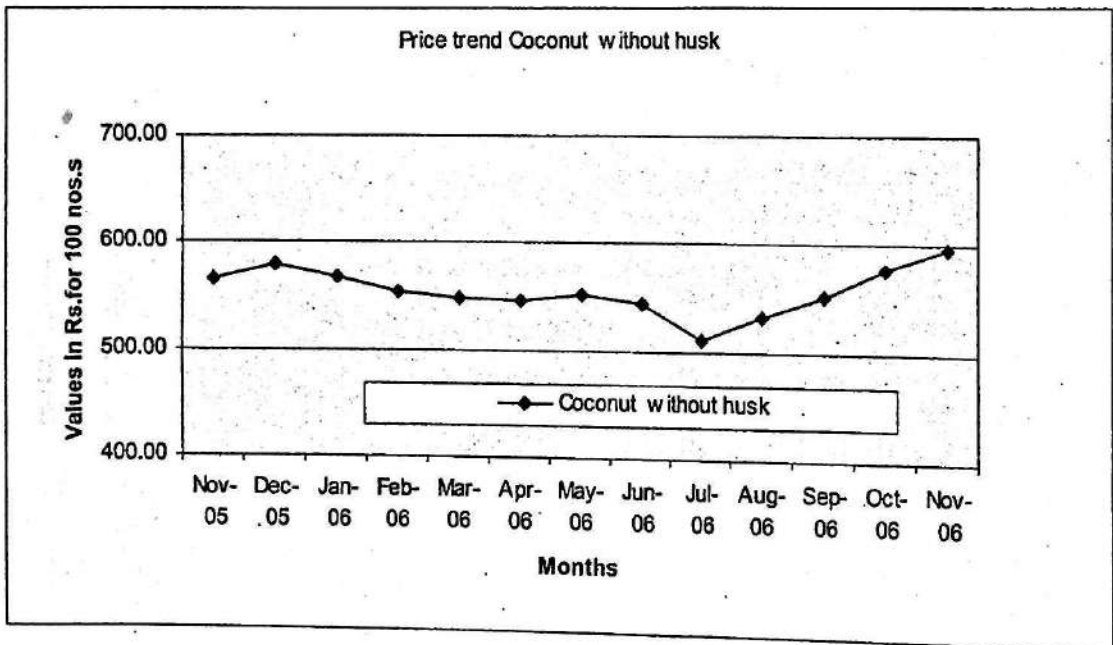
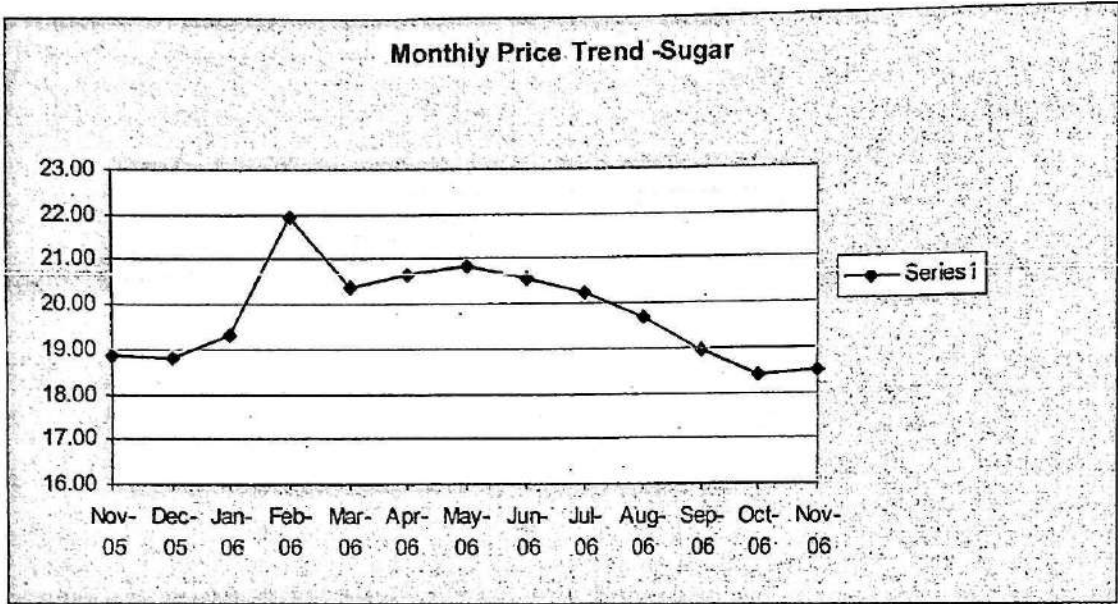
Sl. No.	Name of Commodity	Unit	Prices (in Rs.) on				
			Nov-05	Feb-06	May-06	Aug-06	Nov-06
(1)	(2)	(3)	(4)	(5)	(6)	(7)	(8)
	<b>F. TUBERS</b>						
22	Chennai	Kg.	10.07	9.93	11.86	11.64	9.71
23	Tapioca Raw	Kg.	6.43	6.43	6.71	6.86	7.18
24	Potato	Kg.	12.63	13.71	13.18	12.39	14.21
25	Colocassia	Kg.	17.29	14.07	15.00	16.00	18.29
	<b>G. VEGETABLES</b>						
26	Onion big	Kg.	20.59	7.79	6.86	8.18	10.04
27	Brinjal	Kg.	17.93	14.00	11.57	11.86	14.21
28	Cucumber	Kg.	8.43	8.00	8.21	8.64	11.79
29	Ladies Finger	Kg.	13.00	14.29	11.71	11.93	12.79
30	Cabbage	Kg.	11.50	11.29	9.21	10.21	11.00
31	Bittergourd	Kg.	18.93	15.36	15.43	19.36	16.57
32	Tomatto	Kg.	16.93	8.36	16.14	8.29	10.43
33	Chillies green	Kg.	20.14	17.29	16.07	16.43	17.00
34	Banana green	Kg.	14.07	14.93	15.36	18.57	15.04
35	Plantain green	Kg.	10.46	9.93	9.18	10.75	10.43
	<b>H. MISCELLANEOUS ITEMS</b>						
36	Washing Soap (501 Half Bar)	1/2 Bar	7.96	8.00	8.04	8.38	8.45
37	Toilet Soap - Lux	100 gm	12.86	12.96	12.93	12.93	12.93
38	Toothpaste - Colgate	100 gm	25.64	25.93	25.93	26.14	26.57
39	Cement - Sankar (Ord.Paper Bag)	each	184.04	184.15	215.46	222.54	215.92

**Table F**  
**Monthly retail prices of certain essential commodities for the last one year**

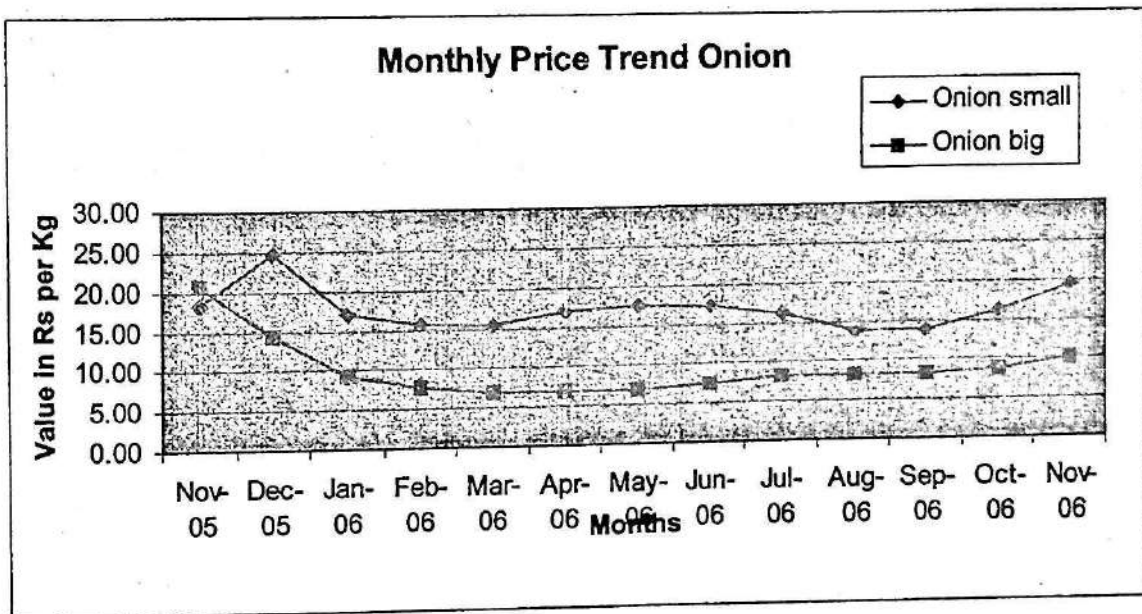
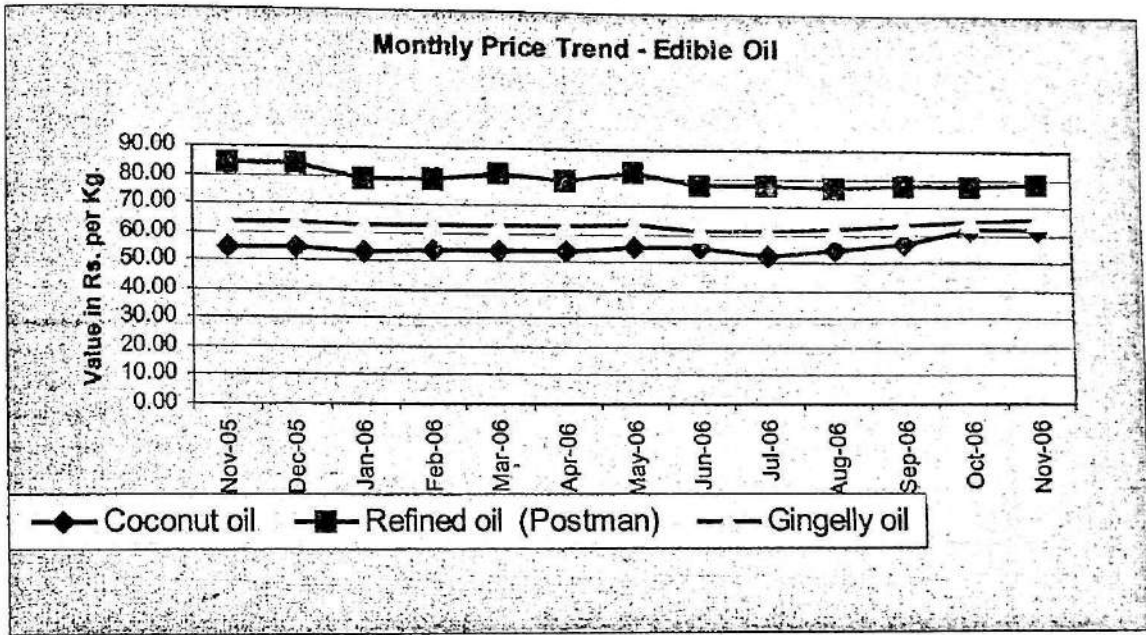
Sl. No.	Name of Commodity	Unit	Retail Prices on the Second Friday of														
			Nov-05 (4)	Dec-05 (5)	Jan-06 (6)	Feb-06 (7)	Mar-06 (8)	Apr-06 (9)	May-06 (10)	Jun-06 (11)	Jul-06 (12)	Aug-06 (13)	Sep-06 (14)	Oct-06 (15)	Nov-06 (16)		
<b>A. RICE - Open Market</b>																	
1	Red - Matta	Kg	13.46	13.44	13.71	13.72	13.82	13.55	13.80	13.89	13.92	14.10	14.45	14.47			
2	Red - Chamba	Kg	13.59	13.67	13.73	13.73	13.85	13.82	13.72	13.86	13.87	13.92	14.22	14.47			
3	White - Andra Vella	Kg	13.94	14.11	14.06	14.24	14.64	13.94	14.23	14.45	14.25	14.45	14.63	14.35			
<b>B. PULSES</b>																	
4	Green gram	Kg	35.25	37.18	37.36	37.64	39.35	44.86	44.50	43.11	41.32	40.43	43.39	44.07			
5	Black gram split w/o husk	Kg	43.55	47.07	47.14	47.00	47.87	55.86	56.07	55.93	54.43	56.93	62.07	62.86			
6	Dhall(Tur)	Kg	34.95	35.07	33.64	32.79	32.62	34.89	34.39	34.00	34.11	34.50	37.43	36.71			
<b>C. OTHER FOOD ITEMS</b>																	
7	Sugar(O.M)	Kg.	18.86	18.83	19.29	21.93	20.38	20.66	20.83	20.23	19.70	18.93	18.41	18.48			
8	Milk (Cow's)	Ltr.	14.93	14.93	14.93	14.93	14.92	14.93	14.93	14.93	14.93	14.93	14.93	14.93			
9	Egg Hen's (White lagon)	Dozen	17.04	20.29	19.18	16.85	12.59	11.17	14.09	16.09	16.16	16.49	18.39	23.10			
10	Mutton with bones	Kg	146.54	146.07	146.79	148.21	148.93	152.50	154.64	153.93	153.93	155.00	156.54	155.36			
11	Tea (Kannan Devan)	½ kg	72.29	72.36	72.36	72.14	72.21	72.14	71.07	71.64	72.07	72.14	72.00	72.07			
12	Coffee Powder (Brook Bond Gr.Label)	½ kg	72.07	74.14	74.00	74.43	74.79	74.71	76.14	76.43	76.45	77.10	76.92	77.00			
<b>D. OIL AND OIL SEEDS</b>																	
13	Coconut oil	Kg	54.66	54.86	53.36	53.71	53.77	53.70	55.14	52.55	54.43	56.95	61.70	61.75			
14	Groundnut oil	Kg	68.85	68.85	68.50	68.00	69.64	68.83	70.17	68.77	68.96	69.46	73.02	73.46			
15	Refined oil (Postman)	Kg.	84.33	84.33	79.30	79.10	81.20	78.77	81.69	77.19	77.00	77.27	77.60	78.02			
16	Gingelly oil	Kg.	63.43	63.52	62.80	62.59	62.71	62.80	63.23	61.45	61.96	63.27	64.71	65.79			
17	Coconut without husk	100 nos	566.43	579.29	566.79	553.21	548.85	545.71	552.50	543.93	510.71	532.50	552.14	577.50	596.07		

(1)	(2)	(3)	(4)	(5)	(6)	(7)	(8)	(9)	(10)	(11)	(12)	(13)	(14)	(15)	(16)
<b>E. SPICES AND CONDIMENTS</b>															
18	Corriandar	Kg.	30.30	32.02	33.16	33.09	33.15	36.11	38.25	40.75	40.39	40.75	41.36	41.71	41.93
19	Chillies dry	Kg.	41.11	44.79	43.43	43.36	45.38	50.21	55.07	63.43	62.64	64.00	72.64	81.79	83.00
20	Onion small	Kg.	18.39	24.57	17.04	15.68	15.27	16.93	17.64	17.36	16.29	13.71	13.89	16.14	19.32
21	Tamarind without seeds loose	Kg.	34.93	34.50	35.07	34.14	35.23	33.86	34.29	33.21	34.21	35.21	37.36	39.00	39.43
<b>F. TUBERS</b>															
22	Chenai	Kg.	10.07	9.86	9.79	9.93	10.31	10.71	11.86	13.57	12.43	11.64	10.79	9.86	9.71
23	Tapioca Raw	Kg.	6.43	6.50	6.57	6.43	6.50	6.46	6.71	6.46	6.64	6.86	6.96	7.04	7.18
24	Potato	Kg.	12.63	14.80	16.86	13.71	12.38	12.09	13.18	14.36	14.18	12.39	11.57	13.75	14.21
25	Colocassia	Kg.	17.29	16.64	15.14	14.07	13.85	15.31	15.00	15.93	16.00	16.00	18.21	17.57	18.29
<b>G. VEGETABLES</b>															
26	Onion big	Kg.	20.59	14.23	9.18	7.79	6.96	6.98	6.86	7.54	8.18	8.18	8.14	8.79	10.04
27	Brinjal	Kg.	17.93	16.64	14.00	14.00	11.08	11.00	11.57	11.29	12.79	11.86	13.29	10.93	14.21
28	Cucumber	Kg.	8.43	9.93	9.86	8.00	7.08	8.07	8.21	8.86	9.57	8.64	7.64	8.43	11.79
29	Ladies Finger	Kg.	13.00	13.93	14.79	14.29	9.92	11.64	11.71	15.57	13.21	11.93	11.29	11.29	12.79
30	Cabbage	Kg.	11.50	12.57	12.36	11.29	9.62	8.93	9.21	9.93	9.21	10.21	11.00	10.79	11.00
31	Bittergourd	Kg.	18.93	18.86	16.36	15.36	13.85	15.07	15.43	17.93	20.14	19.36	18.79	18.29	16.57
32	Tomatto	Kg.	16.93	12.18	11.00	8.36	7.23	9.21	16.14	21.00	9.50	8.29	9.29	9.29	10.43
33	Chillies green	Kg.	20.14	18.43	17.14	17.29	14.08	15.00	16.07	18.36	15.86	16.43	15.93	14.14	17.00
34	Banana green	Kg.	14.07	12.57	15.36	14.93	14.92	16.07	15.36	15.43	18.29	18.57	16.14	14.29	15.04
35	Plantain green	Kg.	10.46	9.71	9.86	9.93	9.85	9.54	9.18	9.29	10.32	10.75	11.64	10.71	10.43
<b>H. MISCELLANEOUS ITEMS</b>															
36	Washing Soap (501 Half Bar)	1/2 Bar	7.96	8.00	8.00	8.00	8.00	8.00	8.04	8.18	8.38	8.38	8.40	8.48	8.45
37	Toilet Soap - Lux	100 gm	12.86	12.93	12.96	12.96	12.96	12.96	12.93	12.96	12.93	12.93	12.92	12.92	12.93
38	Toothpaste - Colgate	100 gm	25.64	25.86	25.86	25.93	25.93	25.93	25.93	25.86	25.93	26.14	26.54	26.54	26.57
39	Cement - Sankar (Ord.Paper Bag)	each	184.04	182.08	185.73	184.15	182.08	199.54	215.46	221.46	223.50	222.54	222.54	219.38	215.92

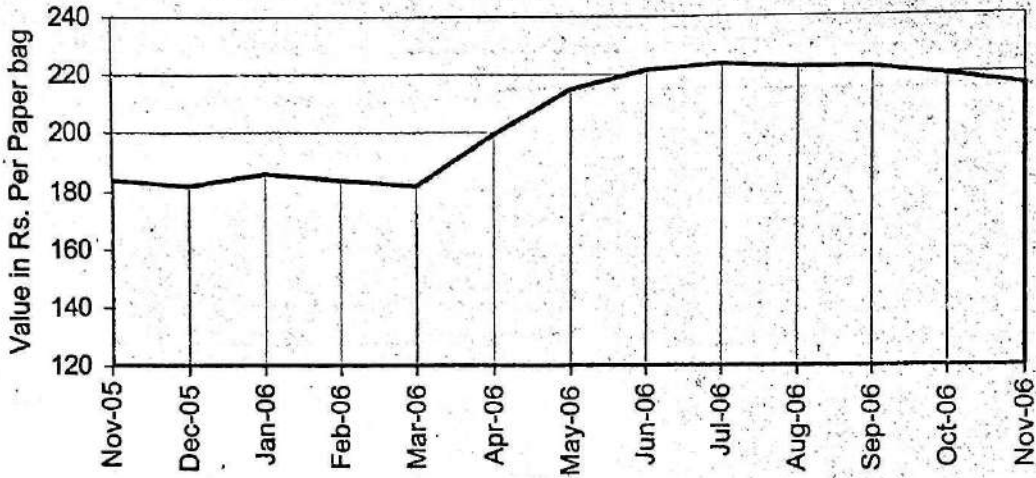








**Monthly Price Trend - Cement(Sankar-Ord. PaperBag)**



**Monthly Price Trend - Chillies dry**

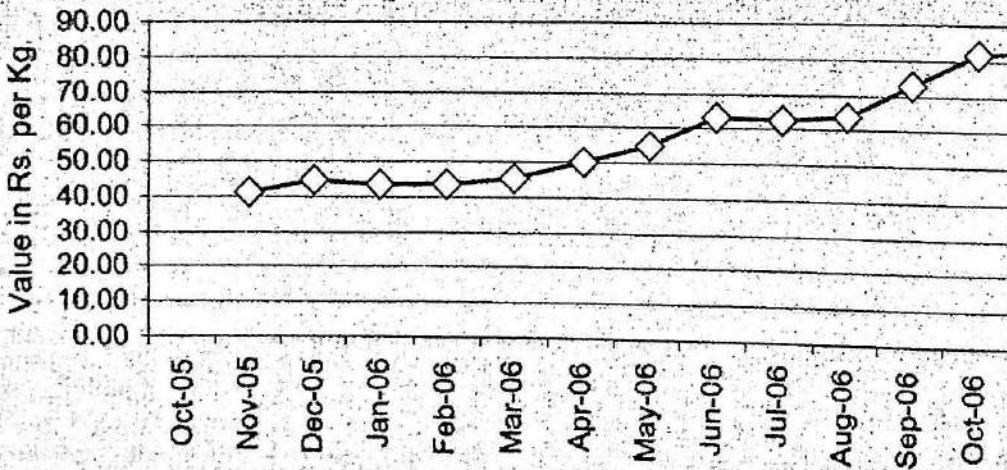


Table A

**Comparative statement of Retail Prices of essential commodities prevailed in  
Tamilnadu and Kerala on 15/12/2006**

(Rs/Kg.

Sl.No.	Commodity	Coimbatore	Palakkad	Nagarcoil	Thiruvananthapuram
1	Boiled Rice (Fine)	13.00	13.80*	13.50	15.50*
2	Boiled Rice (Common)	13.00	13.70**	12.50	14.80**
3	Raw Rice (Fine)	13.00	NT	13.00	NT
4	Raw Rice (Common)	NT	NT	12.00	NT
5	Redgram dhall	29.00	NT	34.00	NT
6	Blackgram dhall	51.00	60.00	56.00	59.00
7	Greengram dhall	46.00	52.00	47.00	52.00
8	Bengalgram dhall	43.00	NT	42.00	NT
9	Groundnut Oil (ordinary)	60.00	61.00	65.00	71.00
10	Coconut Oil (Ordinary)	60.00	65.00	59.00	62.00
11	Gingilly Oil (Ordinary)	60.00	63.00	62.00	77.00
12	Dry Chillies (Ramnad mund)	66.00	86.00	NA	86.00
13	Tamarind (medium)	36.00	36.00***	27.00	40.00***
14	Wheat (white)	18.00	NT	16.50	NT
15	Sugar	17.00	17.50	17.00	18.50
16	Pototo (medium)	12.00	12.00	14.00	14.50
17	Onion (II sort)	7.00	10.00	14.00	14.50
18	Onion (Smbar/kar)	10.00	12.00	19.00	18.50
19	Salt (Ordinary)	3.00	2.50	2.00	3.50

\* Rice(Red) Matta

\*\* Rice(White)Andhra Vella

\*\*\*Tamarind w/o seeds loose

Table B

**Comparative statement of Retail Prices of essential commodities prevailed in  
Tamilnadu and Kerala on 31/12/2006**

(Rs/Kg.)

Sl.No.	Commodity	Coimbatore	Palakkad	Nagarcoil	Thiruvananthapuram
1	Boiled Rice (Fine)	13.00	14.30*	13.50	15.50*
2	Boiled Rice (Common)	13.00	13.70**	12.50	14.80**
3	Raw Rice (Fine)	13.00	NT	13.00	NT
4	Raw Rice (Common)	NT	NT	12.00	NT
5	Redgram dhall	29.00	NT	34.00	NT
6	Blackgram dhall	51.00	56.00	56.00	57.00
7	Greengram dhall	46.00	53.00	47.00	52.00
8	Bengalgram dhall	43.00	NT	42.00	NT
9	Groundnut Oil (ordinary)	60.00	60.00	66.00	72.00
10	Coconut Oil (Ordinary)	60.00	65.00	58.50	62.00
11	Gingilly Oil (Ordinary)	60.00	70.00	63.00	77.00
12	Dry Chillies (Ramnad mund)	65.00	82.00	NA	86.00
13	Tamarind (medium)	36.00	28.00***	27.00	***40.00
14	Wheat (white)	18.00	NT	16.00	NT
15	Sugar	17.00	17.00	17.00	18.50
16	Pototo (medium)	12.00	12.00	15.00	13.50
17	Onion (II sort)	11.00	14.00	17.00	19.00
18	Onion (Smbar/kar)	10.00	10.00	14.00	15.50
19	Salt (Ordinary)	3.00	2.50	2.00	3.50

\* Rice(Red) Matta

\*\* Rice(White)Andhra Vella

\*\*\*Tamarind w/o seeds loose

Table C

**Percentage variation of retail prices of certain essential commodities for  
the Second Friday of November 2006 & December 2006**

Sl. No.	Name of Commodity	Unit	Prices (in Rs.) on		Percentage variation
			Nov-06	Dec-06	
(1)	(2)	(3)	(4)	(5)	(6)
	<b>A. RICE - Open Market</b>				
1	Red - Matta	Kg	14.47	15.04	3.91
2	Red - Chamba	Kg	14.47	14.56	0.58
3	White - Andra Vella	Kg	14.35	14.50	1.04
	<b>B. PULSES</b>				
4	Green gram	Kg	44.07	43.93	-0.32
5	Black gram split w/o husk	Kg	62.86	59.64	-5.11
6	Dhall(Tur)	Kg	36.71	35.43	-3.50
	<b>C. OTHER FOOD ITEMS</b>				
7	Sugar(O.M)	Kg.	18.48	17.80	-3.71
8	Milk (Cow's)	Ltr.	14.93	14.93	0.00
9	Egg Hen's (White lagon)	Dozen	23.10	21.74	-5.88
10	Mutton with bones	Kg	155.36	158.93	2.30
11	Tea (Kannan Devan)	1/2 kg	72.07	72.00	-0.10
12	Coffee Powder (Brook Bond Gr.Label)	1/2 kg	77.00	78.14	1.48
	<b>D. OIL AND OIL SEEDS</b>				
13	Coconut oil	Kg	61.75	62.11	0.58
14	Groundnut oil	Kg	73.46	74.29	1.13
15	Refined oil (Postman)	Kg.	78.02	79.02	1.28
16	Gingelly oil	Kg.	65.79	66.71	1.41
17	Coconut without husk	100 nos	596.07	602.86	1.14
	<b>E. SPICES AND CONDIMENTS</b>				
18	Corriandar	Kg.	41.93	42.04	0.26
19	Chillies dry	Kg.	83.00	87.00	4.82
20	Onion small	Kg.	19.32	18.39	-4.81
21	Tamarind without seeds loose	Kg.	39.43	40.36	2.36

Table C Contd..

Sl. No.	Name of Commodity	Unit	Prices (in Rs.) on		Percentage Variation
			Nov-06	Dec-06	
(1)	(2)	(3)	(4)	(5)	(6)
	<b>F. TUBERS</b>				
22	Chenai	Kg.	9.71	9.64	-0.74
23	Tapioca Raw	Kg.	7.18	6.96	-2.99
24	Potato	Kg.	14.21	13.82	-2.76
25	Colocassia	Kg.	18.29	16.00	-12.50
	<b>G. VEGETABLES</b>				
26	Onion big	Kg.	10.04	11.75	17.08
27	Brinjal	Kg.	14.21	14.93	5.03
28	Cucumber	Kg.	11.79	11.21	-4.85
29	Ladies Finger	Kg.	12.79	14.57	13.97
30	Cabbage	Kg.	11.00	10.00	-9.09
31	Bittergourd	Kg.	16.57	18.21	9.91
32	Tomatto	Kg.	10.43	19.43	86.30
33	Chillies green	Kg.	17.00	18.50	8.82
34	Banana green	Kg.	15.04	14.21	-5.46
35	Plantain green	Kg.	10.43	10.14	-2.74
	<b>H. MISCELLANEOUS ITEMS</b>				
36	Washing Soap (501 Half Bar)	1/2 Bar	8.45	8.45	0.00
37	Toilet Soap - Lux	100 gm	12.93	13.14	1.66
38	Toothpaste - Colgate	100 gm	26.57	26.57	0.00
39	Cement - Sankar (Ord.Paper Bag)	each	215.92	210.81	-2.37

Table D

**Percentage variation of retail prices of certain essential commodities  
for the Second Friday of December 2005 & 2006**

Sl. No.	Name of Commodity	Unit	Prices (in Rs.) on		Percentage variation
			Dec-05	Dec-06	
(1)	(2)	(3)	(4)	(5)	(6)
	<b>A. RICE - Open Market</b>				
1	Red - Matta	Kg	13.44	15.04	11.91
2	Red - Chamba	Kg	13.67	14.56	6.46
3	White - Andra Vella	Kg	14.11	14.50	2.80
	<b>B. PULSES</b>				
4	Green gram	Kg	37.18	43.93	18.16
5	Black gram split w/o husk	Kg	47.07	59.64	26.71
6	Dhall(Tur)	Kg	35.07	35.43	1.02
	<b>C. OTHER FOOD ITEMS</b>				
7	Sugar(O.M)	Kg.	18.83	17.80	-5.48
8	Milk (Cow's)	Ltr.	14.93	14.93	0.00
9	Egg Hen's (White lagon)	Dozen	20.29	21.74	7.15
10	Mutton with bones	Kg	146.07	158.93	8.80
11	Tea (Kannan Devan)	1/2 kg	72.36	72.00	-0.49
12	Coffee Powder (Brook Bond Gr.Label)	1/2 kg	74.14	78.14	5.39
	<b>D. OIL AND OIL SEEDS</b>				
13	Coconut oil	Kg	54.86	62.11	13.22
14	Groundnut oil	Kg	68.85	74.29	7.90
15	Refined oil (Postman)	Kg.	84.33	79.02	-6.29
16	Gingelly oil	Kg.	63.52	66.71	5.03
17	Coconut without husk	100 nos	579.29	602.86	4.07
	<b>E. SPICES AND CONDIMENTS</b>				
18	Corriandar	Kg.	32.02	42.04	31.29
19	Chillies dry	Kg.	44.79	87.00	94.26
20	Onion small	Kg.	24.57	18.39	-25.15
21	Tamarind without seeds loose	Kg.	34.50	40.36	16.98

Table D Contd..

Sl. No.	Name of Commodity	Unit	Prices (in Rs.) on		Percentage Variation
			Dec-05	Dec-06	
(1)	(2)	(3)	(4)	(5)	(6)
	F. TUBERS				
22	Chenai	Kg.	9.86	9.64	-2.17
23	Tapioca Raw	Kg.	6.50	6.96	7.14
24	Potato	Kg.	14.80	13.82	-6.63
25	Colocassia	Kg.	16.64	16.00	-3.86
	G. VEGETABLES				
26	Onion big	Kg.	14.23	11.75	-17.44
27	Brinjal	Kg.	16.64	14.93	-10.30
28	Cucumber	Kg.	9.93	11.21	12.95
29	Ladies Finger	Kg.	13.93	14.57	4.62
30	Cabbage	Kg.	12.57	10.00	-20.45
31	Bittergourd	Kg.	18.86	18.21	-3.41
32	Tomatto	Kg.	12.18	19.43	59.53
33	Chillies green	Kg.	18.43	18.50	0.39
34	Banana green	Kg.	12.57	14.21	13.07
35	Plantain green	Kg.	9.71	10.14	4.41
	H. MISCELLANEOUS ITEMS				
36	Washing Soap (501 Half Bar)	1/2 Bar	8.00	8.45	5.58
37	Toilet Soap - Lux	100 gm	12.93	13.14	1.66
38	Toothpaste - Colgate	100 gm	25.86	26.57	2.76
39	Cement - Sankar (Ord.Paper Bag)	each	182.08	210.81	15.78



Table E

**Quarterly retail prices of certain essential commodities  
for the Second Friday for the last one year**

Sl. No.	Name of Commodity	Unit	Prices (in Rs.) on				
			Dec-05	Mar-06	Jun-06	Sep-06	Dec-06
(1)	(2)	(3)	(4)	(5)	(6)	(7)	(8)
	<b>A. RICE - Open Market</b>						
1	Red - Matta	Kg	13.44	13.82	13.80	14.10	15.04
2	Red - Chamba	Kg	13.67	13.85	13.72	13.92	14.56
3	White - Andra Vella	Kg	14.11	14.64	14.23	14.45	14.50
	<b>B. PULSES</b>						
4	Green gram	Kg	37.18	39.35	45.00	40.43	43.93
5	Black gram split w/o husk	Kg	47.07	47.87	57.14	56.93	59.64
6	Dhall(Tur)	Kg	35.07	32.62	34.39	34.50	35.43
	<b>C. OTHER FOOD ITEMS</b>						
7	Sugar(O.M)	Kg.	18.83	20.38	20.57	18.93	17.80
8	Milk (Cow's)	Ltr.	14.93	14.92	14.93	14.93	14.93
9	Egg Hen's (White lagon)	Dozen	20.29	12.59	16.09	18.39	21.74
10	Mutton with bones	Kg	146.07	148.93	153.93	155.00	158.93
11	Tea (Kannan Devan)	1/2 kg	72.36	72.21	71.64	72.08	72.00
12	Coffee Powder (Brook Bond Gr.Label)	1/2 kg	74.14	74.79	76.43	77.10	78.14
	<b>D. OIL AND OIL SEEDS</b>						
13	Coconut oil	Kg	54.86	53.77	55.50	56.95	62.11
14	Groundnut oil	Kg	68.85	69.64	68.50	69.46	74.29
15	Refined oil (Postman)	Kg.	84.33	81.20	77.19	77.27	79.02
16	Gingelly oil	Kg.	63.52	62.71	61.45	63.27	66.71
17	Coconut without husk	100 nos	579.29	548.85	543.93	552.14	602.86
	<b>E. SPICES AND CONDIMENTS</b>						
18	Corriandar	Kg.	32.02	33.15	40.75	41.36	42.04
19	Chillies dry	Kg.	44.79	45.38	63.43	72.64	87.00
20	Onion small	Kg.	24.57	15.27	17.36	13.89	18.39
21	Tamarind without seeds loose	Kg.	34.50	35.23	33.21	37.36	40.36

Table E Contd..

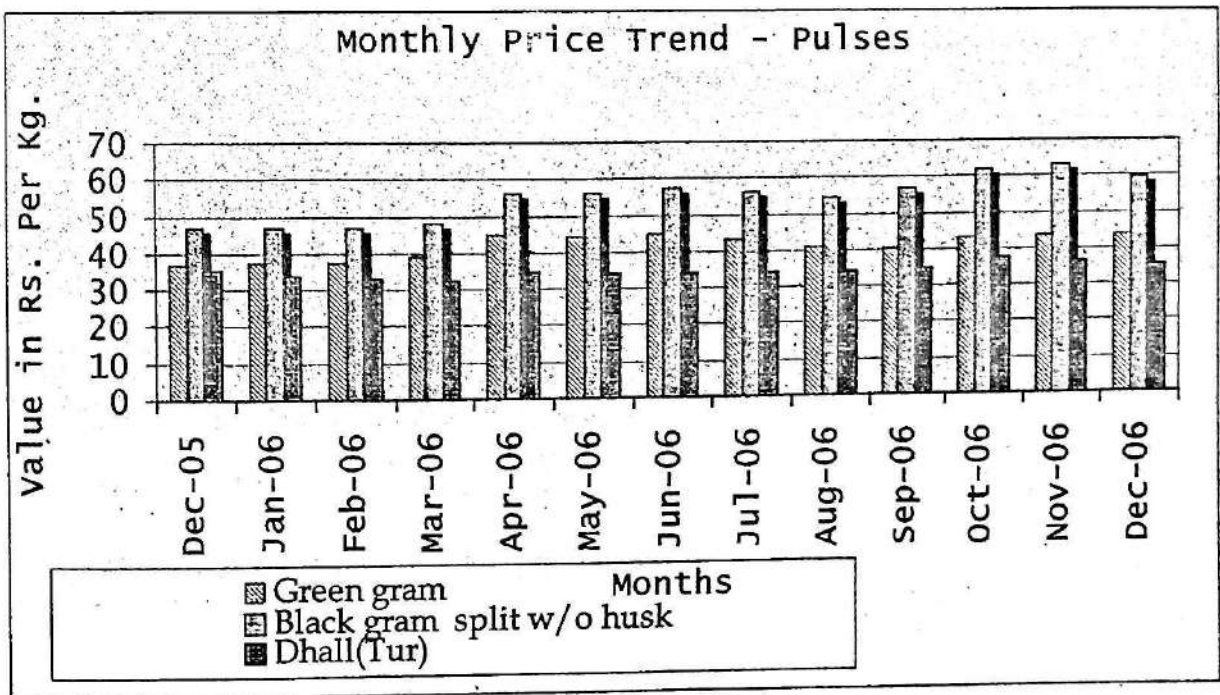
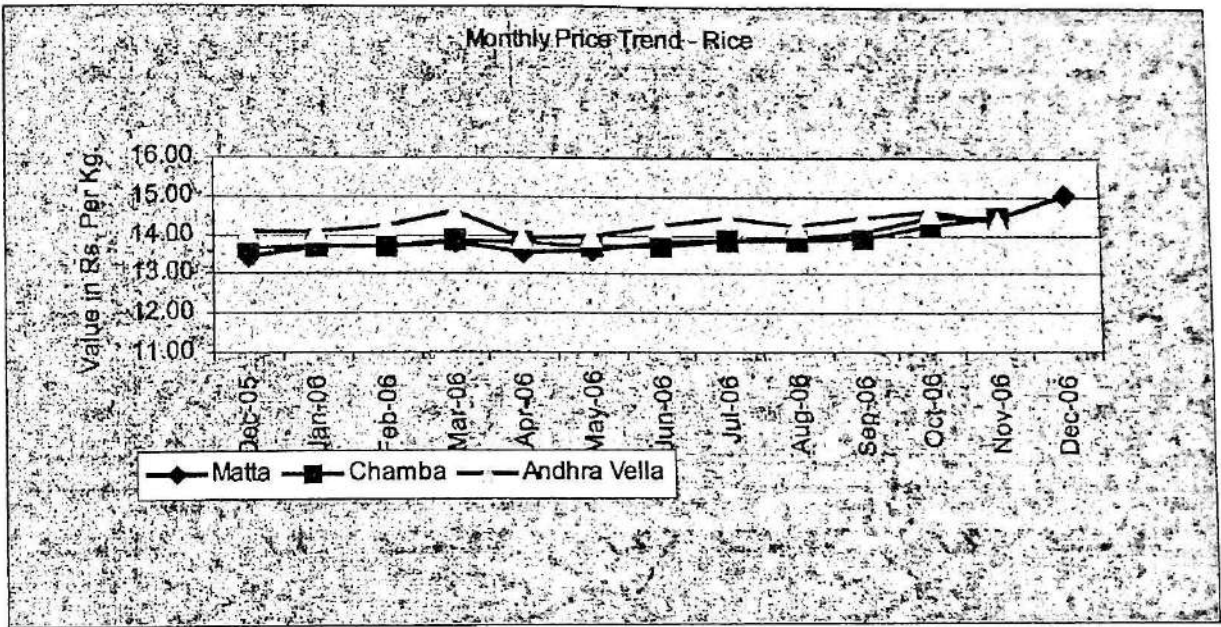
Sl. No.	Name of Commodity	Unit	Prices (in Rs.) on				
			Dec-05	Mar-06	Jun-06	Sep-06	Dec-06
(1)	(2)	(3)	(4)	(5)	(6)	(7)	(8)
	<b>F. TUBERS</b>						
22	Chenai	Kg.	9.86	10.31	13.57	10.79	9.64
23	Tapioca Raw	Kg.	6.50	6.50	6.46	6.96	6.96
24	Potato	Kg.	14.80	12.38	14.36	11.57	13.82
25	Colocassia	Kg.	16.64	13.85	15.93	18.21	16.00
	<b>G. VEGETABLES</b>						
26	Onion big	Kg.	14.23	6.96	7.54	8.14	11.75
27	Brinjal	Kg.	16.64	11.08	11.29	13.29	14.93
28	Cucumber	Kg.	9.93	7.08	8.86	7.64	11.21
29	Ladies Finger	Kg.	13.93	9.92	15.57	11.29	14.57
30	Cabbage	Kg.	12.57	9.62	9.93	11.00	10.00
31	Bittergourd	Kg.	18.86	13.85	17.93	18.79	18.21
32	Tomatto	Kg.	12.18	7.23	21.00	9.29	19.43
33	Chillies green	Kg.	18.43	14.08	18.36	15.93	18.50
34	Banana green	Kg.	12.57	14.92	15.43	16.14	14.21
35	Plantain green	Kg.	9.71	9.85	9.29	11.64	10.14
	<b>H. MISCELLANEOUS ITEMS</b>						
36	Washing Soap (501 Half Bar)	1/2 Bar	8.00	8.00	8.18	8.40	8.45
37	Toilet Soap - Lux	100 gm	12.93	12.96	12.96	12.92	13.14
38	Toothpaste - Colgate	100 gm	25.86	25.93	25.86	26.54	26.57
39	Cement - Sankar (Ord.Paper Bag)	each	182.08	182.08	221.46	222.54	210.81

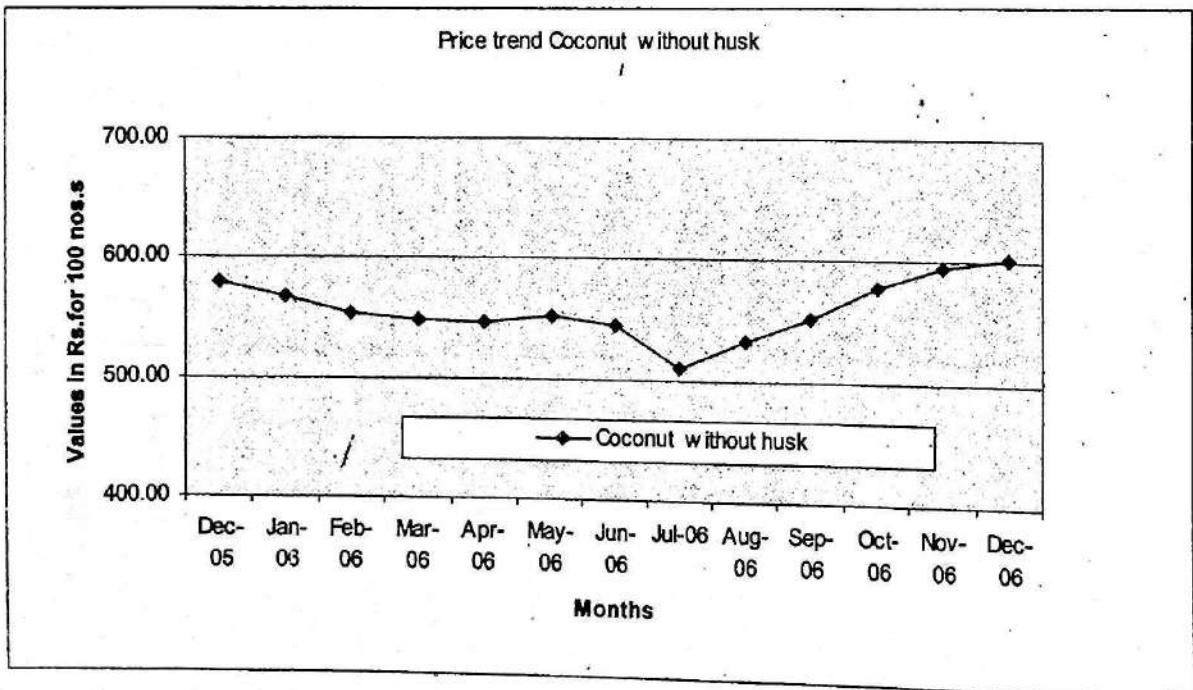
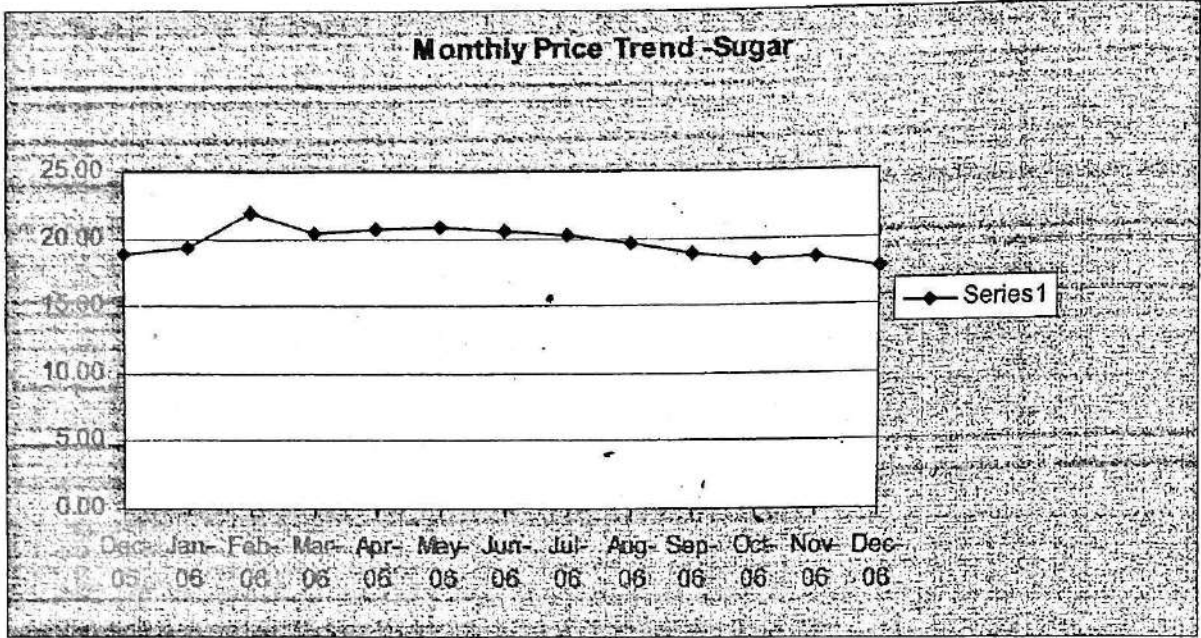
Table F

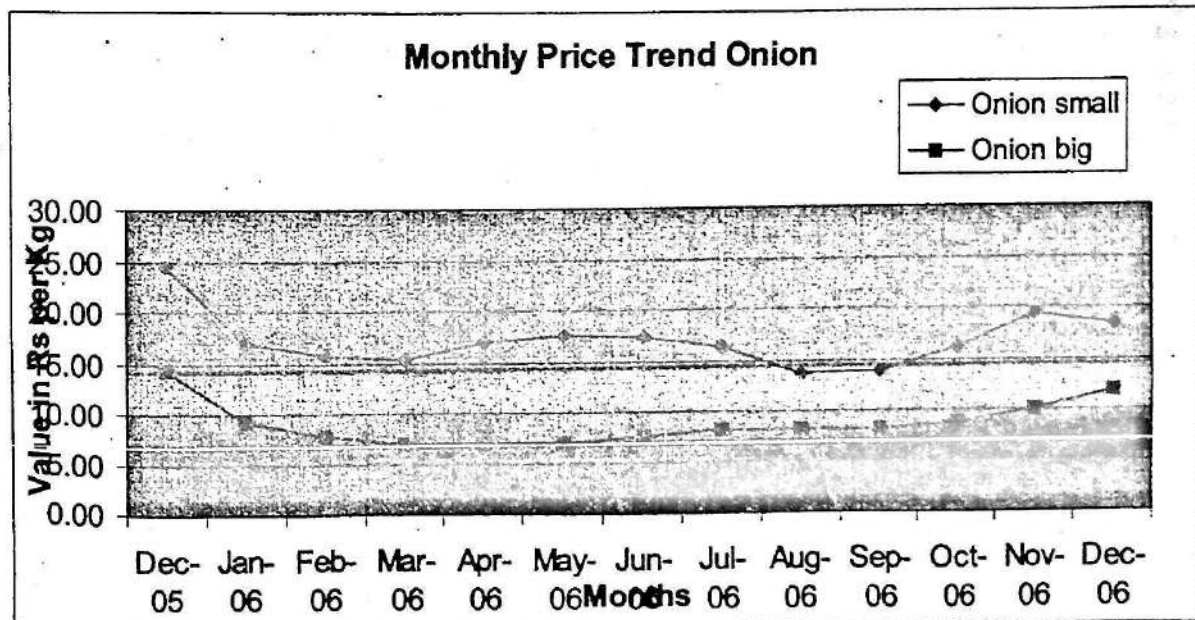
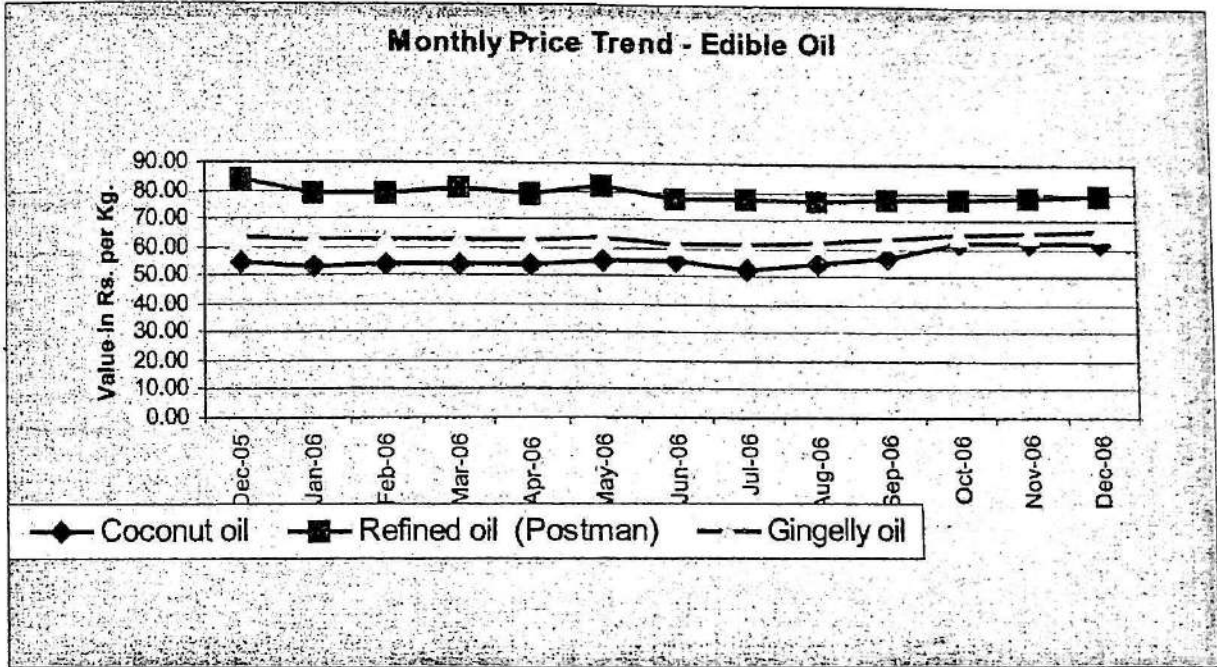
## Monthly retail prices of certain essential commodities for the last one year

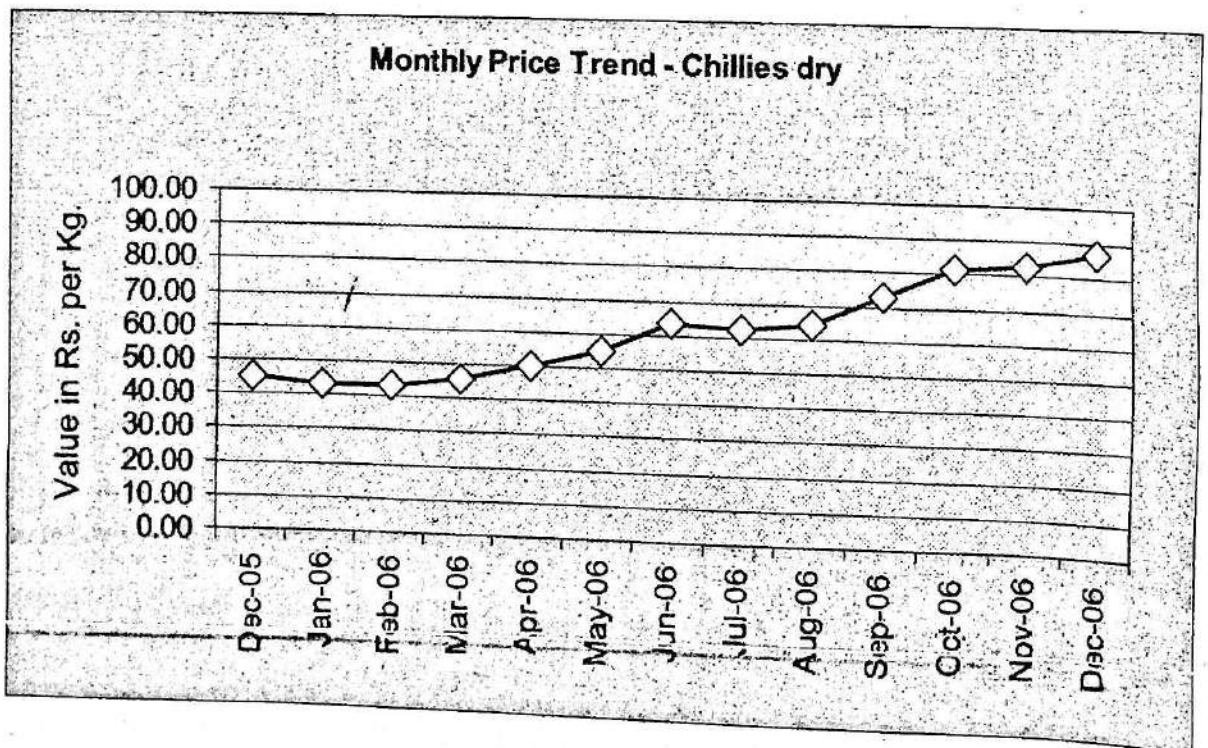
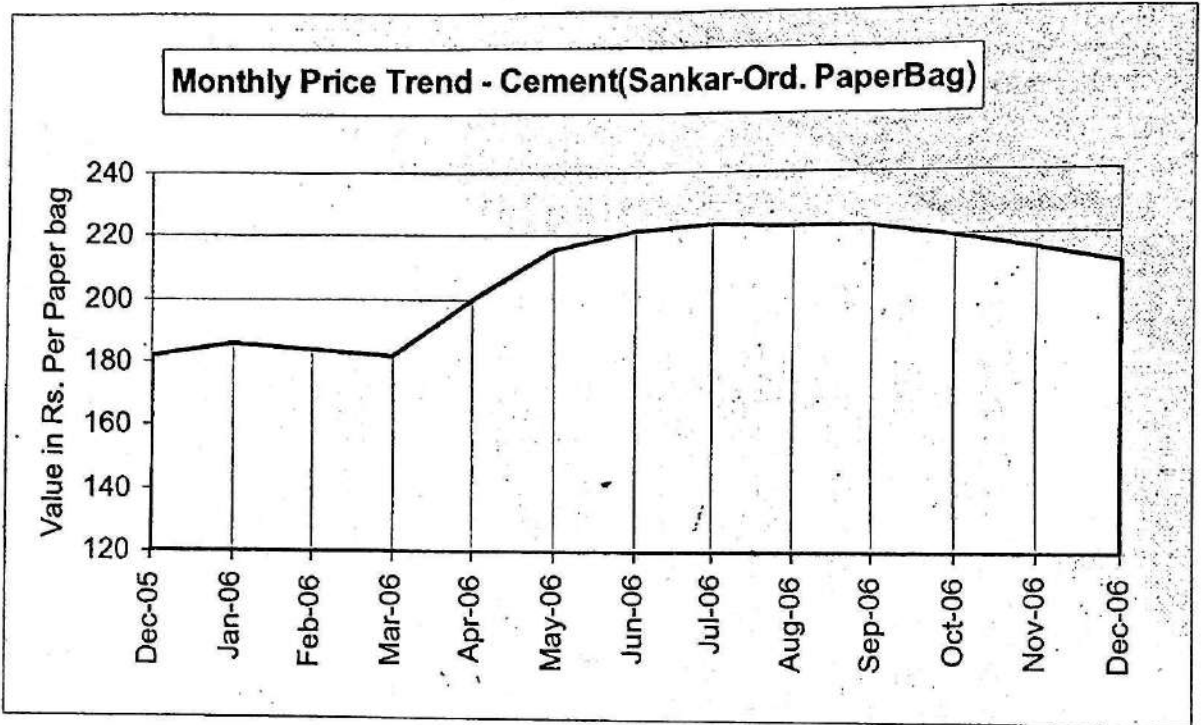
Sl. No.	Name of Commodity	Unit	Retail Prices on the Second Friday of														
			Dec-05 (4)	Jan-06 (5)	Feb-06 (6)	Mar-06 (7)	Apr-06 (8)	May-06 (9)	Jun-06 (10)	Jul-06 (11)	Aug-06 (12)	Sep-06 (13)	Oct-06 (14)	Nov-06 (15)	Dec-06 (16)		
	<b>A. RICE - Open Market</b>																
1	Red - Matta	Kg	13.44	13.71	13.72	13.82	13.55	13.61	13.80	13.89	13.92	14.10	14.45	14.47	15.04		
2	Red - Chamba	Kg	13.67	13.73	13.73	13.85	13.82	13.73	13.72	13.86	13.87	13.92	14.22	14.47	14.56		
3	White - Andra Vella	Kg	14.11	14.06	14.24	14.64	13.94	13.95	14.23	14.45	14.25	14.45	14.63	14.35	14.50		
	<b>B. PULSES</b>																
4	Green gram	Kg	37.18	37.36	37.64	39.35	44.86	44.50	45.00	43.11	41.32	40.43	43.39	44.07	43.93		
5	Black gram split w/o husk	Kg	47.07	47.14	47.00	47.87	55.86	56.07	57.14	55.93	54.43	56.93	62.07	62.86	59.64		
6	Dhall(Tur)	Kg	35.07	33.64	32.79	32.62	34.89	34.39	34.39	34.00	34.11	34.50	37.43	36.71	35.43		
	<b>C. OTHER FOOD ITEMS</b>																
7	Sugar(O.M)	Kg.	18.83	19.29	21.93	20.38	20.66	20.83	20.57	20.23	19.70	18.93	18.41	18.48	17.80		
8	Milk (Cow's)	Ltr.	14.93	14.93	14.93	14.92	14.93	14.93	14.93	14.93	14.93	14.93	14.93	14.93	14.93		
9	Egg Hen's (White lagon)	Dozen	20.29	19.18	16.85	12.59	11.17	14.09	16.09	16.16	16.49	18.39	18.29	23.10	21.74		
10	Mutton with bones	Kg	146.07	146.79	148.21	148.93	152.50	154.64	153.93	153.93	153.93	155.00	156.54	155.36	158.93		
11	Tea (Kannan Devan)	½ kg	72.36	72.36	72.14	72.21	72.14	71.07	71.64	72.07	72.14	72.08	72.00	72.07	72.00		
12	Coffee Powder (Brook Bond Gr.Label)	½ kg	74.14	74.00	74.43	74.79	74.71	76.14	76.43	76.43	76.45	77.10	76.92	77.00	78.14		
	<b>D. OIL AND OIL SEEDS</b>																
13	Coconut oil	Kg	54.86	53.36	53.71	53.77	53.70	55.14	55.50	52.55	54.43	56.95	61.70	61.75	62.11		
14	Groundnut oil	Kg	68.85	68.50	68.00	69.64	68.83	70.17	68.50	68.77	68.96	69.46	73.02	73.46	74.29		
15	Refined oil (Postman)	Kg.	84.33	79.30	79.10	81.20	78.77	81.69	77.19	77.10	77.00	77.27	77.60	78.02	79.02		
16	Gingelly oil	Kg.	63.52	62.80	62.59	62.71	62.80	63.23	61.45	61.30	61.96	63.27	64.71	65.79	66.71		
17	Coconut without husk	100 nos	579.29	566.79	553.21	548.85	545.71	552.50	543.93	510.71	532.50	552.14	577.50	596.07	602.86		

(1)	(2)	(3)	(4)	(5)	(6)	(7)	(8)	(9)	(10)	(11)	(12)	(13)	(14)	(15)	(16)
	<b>E. SPICES AND CONDIMENTS</b>														
18	Corriandar	Kg.	32.02	33.16	33.09	33.15	36.11	38.25	40.75	40.39	40.75	41.36	41.71	41.93	42.04
19	Chillies dry	Kg.	44.79	43.43	43.36	45.38	50.21	55.07	63.43	62.64	64.00	72.64	81.79	83.00	87.00
20	Onion small	Kg.	24.57	17.04	15.68	15.27	16.93	17.64	17.36	16.29	13.71	13.89	16.14	19.32	18.39
21	Tamarind without seeds loose	Kg.	34.50	35.07	34.14	35.23	33.86	34.29	33.21	34.21	35.21	37.36	39.00	39.43	40.36
	<b>F. TUBERS</b>														
22	Chennai	Kg.	9.86	9.79	9.93	10.31	10.71	11.86	13.57	12.43	11.64	10.79	9.86	9.71	9.64
23	Tapioca Raw	Kg.	6.50	6.57	6.43	6.50	6.46	6.71	6.46	6.64	6.86	6.96	7.04	7.18	6.96
24	Potato	Kg.	14.80	16.86	13.71	12.38	12.09	13.18	14.36	14.18	12.39	11.57	13.75	14.21	13.82
25	Colocassia	Kg.	16.64	15.14	14.07	13.85	15.31	15.00	15.93	16.00	16.00	18.21	17.57	18.29	16.00
	<b>G. VEGETABLES</b>														
26	Onion big	Kg.	14.23	9.18	7.79	6.96	6.98	6.86	7.54	8.18	8.18	8.14	8.79	10.04	11.75
27	Brinjal	Kg.	16.64	14.00	14.00	11.08	11.00	11.57	11.29	12.79	11.86	13.29	10.93	14.21	14.93
28	Cucumber	Kg.	9.93	9.86	8.00	7.08	8.07	8.21	8.86	9.57	8.64	7.64	8.43	11.79	11.21
29	Ladies Finger	Kg.	13.93	14.79	14.29	9.92	11.64	11.71	15.57	13.21	11.93	11.29	11.29	12.79	14.57
30	Cabbage	Kg.	12.57	12.36	11.29	9.62	8.93	9.21	9.93	9.21	10.21	11.00	10.79	11.00	10.00
31	Bittergourd	Kg.	18.86	16.36	15.36	13.85	15.07	15.43	17.93	20.14	19.36	18.79	18.29	16.57	18.21
32	Tomatto	Kg.	12.18	11.00	8.36	7.23	9.21	16.14	21.00	9.50	8.29	9.29	9.29	10.43	19.43
33	Chillies green	Kg.	18.43	17.14	17.29	14.08	15.00	16.07	18.36	15.86	16.43	15.93	14.14	17.00	18.50
34	Banana green	Kg.	12.57	15.36	14.93	14.92	16.07	15.36	15.43	18.29	18.57	16.14	14.29	15.04	14.21
35	Plantain green	Kg.	9.71	9.86	9.93	9.85	9.54	9.18	9.29	10.32	10.75	11.64	10.71	10.43	10.14
	<b>H. MISCELLANEOUS ITEMS</b>														
36	Washing Soap (501 Half Bar)	1/2 Bar	8.00	8.00	8.00	8.00	8.00	8.04	8.18	8.38	8.38	8.40	8.48	8.45	8.45
37	Toilet Soap - Lux	100 gm	12.93	12.96	12.96	12.96	12.96	12.93	12.96	12.93	12.93	12.92	12.92	12.93	13.14
38	Toothpaste - Colgate	100 gm	25.86	25.86	25.93	25.93	25.93	25.93	25.86	25.93	26.14	26.54	26.54	26.57	26.57
39	Cement - Sankar (Ord.Paper Bag)	each	182.08	185.73	184.15	182.08	199.54	215.46	221.46	223.50	222.54	222.54	219.38	215.92	210.81











1474

015  
-----  
069