

## IIP 2018-19 Quarter-4 (JANUARY, FEBRUARY, MARCH)

### Manufacturing sector (NIC 2 Digit level)

NIC-2008 (2 Digit)	Description	Weight	Index			
			January	February	March	Quarter-4
10	Manufacture of Food Products	<b>124.89</b>	139.66	105.18	112.36	119.07
11	Manufacture of Beverages	<b>11.00</b>	93.46	123.30	136.20	117.65
12	Manufacture of Tobacco Products	<b>6.16</b>	14.71	5.21	22.28	14.07
13	Manufacture of Textiles	<b>31.07</b>	97.98	84.80	72.37	85.05
14	Manufacture of Wearing Apparel	<b>8.56</b>	79.16	93.39	267.83	146.79
15	Manufacture of Leather & related products	<b>5.38</b>	154.94	138.10	140.07	144.37
16	Manufacture of Wood & Products	<b>10.18</b>	127.42	161.32	122.51	137.08
17	Manufacture of Paper & Paper Products	<b>10.33</b>	23.23	24.77	27.65	25.22
18	Printing & Reproduction of recorded media	<b>31.42</b>	47.35	43.62	49.46	46.81
19	Manufacture of Coke & Refined petroleum Products	<b>24.69</b>	185.83	168.27	201.74	185.28
20	Manufacture of Chemicals & Chemical Products	<b>109.49</b>	147.25	135.63	141.94	141.61
21	Manufacture of Pharmaceuticals, medicinal chemical & botanical Products	<b>13.49</b>	1069.25	932.81	1542.00	1181.35
22	Manufacture of Rubber & Plastic Products	<b>91.74</b>	103.53	99.49	90.99	98.00
23	Manufacture of other non-metallic mineral Products	<b>42.25</b>	119.15	103.14	114.58	112.29
24	Manufacture of Basic Metals	<b>10.88</b>	111.31	107.69	117.97	112.32
25	Manufacture of Fabricated metal Products, except machinery & equipment	<b>9.75</b>	92.37	108.61	150.98	117.32
26	Manufacture of Computer, Electronic & Optical Products	<b>30.19</b>	71.06	68.95	68.07	69.36
27	Manufacture of Electrical Equipment	<b>10.73</b>	349.35	314.79	359.28	341.14
28	Manufacture of Machinery & Equipment n.e.c.	<b>7.27</b>	76.04	83.64	107.64	89.11
29	Manufacture of Motor vehicles, trailers & semi-trailers	<b>0.59</b>	196.78	192.91	201.14	196.95
30	Manufacture of other transport equipment	<b>19.36</b>	77.27	100.00	131.82	103.03
31	Manufacture of Furniture	<b>2.92</b>	13.45	5.71	6.23	8.46
32	Other manufacturing	<b>2.01</b>	122.49	111.62	123.21	119.11
<b>Manufacturing</b>		<b>614.34</b>	<b>140.41</b>	<b>126.36</b>	<b>148.04</b>	<b>138.27</b>

## IIP 2018-19 Quarter-4 (JANUARY, FEBRUARY, MARCH)

### Manufacturing sector (NIC 3 Digit level)

NIC-2008 (3 Digit)	Description	Weight	Index		
			January	February	March
102	Processing and preserving of fish, crustaceans and molluscs and products thereof	<b>14.67</b>	176.58	168.78	147.31
103	Processing and preserving of fruit and vegetables	<b>0.66</b>	4.60	63.09	28.36
104	Manufacture of vegetable and animal oils and fats	<b>6.08</b>	31.13	21.84	38.66
105	Manufacture of dairy products	<b>16.13</b>	97.48	89.55	126.73
106	Manufacture of grain mill products, starches and starch products	<b>3.87</b>	126.67	88.59	85.35
107	Manufacture of other food products	<b>77.91</b>	135.87	88.31	94.57
108	Manufacture of prepared animal feeds	<b>5.56</b>	361.84	326.89	337.40
110	Manufacture of beverages	<b>11.00</b>	93.46	123.30	136.20
120	Manufacture of tobacco products	<b>6.16</b>	14.71	5.21	22.28
131	Spinning, weaving and finishing of textiles	<b>20.79</b>	92.77	74.85	57.70
139	Manufacture of other textiles	<b>10.28</b>	108.53	104.92	102.05
141	Manufacture of wearing apparel, except fur apparel	<b>8.56</b>	79.16	93.39	267.83
151	Tanning and dressing of leather; manufacture of luggage, handbags, saddlery and harness; dressing and dyeing of fur	<b>1.09</b>	208.34	169.15	188.64
152	Manufacture of footwear	<b>4.29</b>	141.34	130.18	127.69
161	Saw milling and planing of wood	<b>2.25</b>	71.94	63.35	79.67
162	Manufacture of products of wood, cork, straw and plaiting materials	<b>7.93</b>	143.17	189.13	134.67
170	Manufacture of paper and paper products	<b>10.33</b>	23.23	24.77	27.65
181	Printing and service activities related to printing	<b>31.42</b>	47.35	43.62	49.46
191	Manufacture of coke oven products	<b>1.37</b>	209.91	269.07	278.67
192	Manufacture of refined petroleum products	<b>23.33</b>	184.42	162.37	197.24
201	Manufacture of basic chemicals, fertilizer and nitrogen compounds, plastics and synthetic rubber in primary forms	<b>91.76</b>	126.45	120.08	121.76
202	Manufacture of other chemical products	<b>17.73</b>	254.93	216.12	246.45
210	Manufacture of pharmaceuticals, medicinal chemical and botanical products	<b>13.49</b>	1069.25	932.81	1542.00
221	Manufacture of rubber products	<b>70.91</b>	101.61	98.22	88.20
222	Manufacture of plastics products	<b>20.83</b>	110.04	103.82	100.48

NIC-2008 (3 Digit)	Description	Weight	Index		
			January	February	March
231	Manufacture of glass and glass products	<b>0.21</b>	75.18	59.26	104.68
239	Manufacture of non-metallic mineral products n.e.c.	<b>42.04</b>	119.36	103.36	114.63
241	Manufacture of basic iron and steel	<b>8.63</b>	105.36	97.92	112.26
242	Manufacture of basic precious and other non-ferrous metals	<b>0.06</b>	0.00	0.00	0.00
243	Casting of metals	<b>2.19</b>	137.58	148.92	143.45
251	Manufacture of structural metal products, tanks, reservoirs and steam generators	<b>3.29</b>	59.31	58.41	43.09
259	Manufacture of other fabricated metal products; metalworking service activities	<b>6.46</b>	109.19	134.15	205.85
261	Manufacture of electronic components	<b>17.83</b>	101.01	95.57	87.39
262	manufacture of computers and peripheral equipment	<b>1.24</b>	0.00	0.00	0.00
263	Manufacture of communication equipment	<b>6.03</b>	3.68	2.63	12.12
265	Manufacture of measuring, testing, navigating and control equipment; watches and clocks	<b>5.09</b>	63.22	71.07	83.25
271	Manufacture of electric motors, generators, transformers and electricity distribution and control apparatus	<b>9.00</b>	377.51	357.32	388.37
272	Manufacture of batteries and accumulators	<b>0.14</b>	312.75	162.42	256.54
273	Manufacture of wiring and wiring devices	<b>0.98</b>	312.21	141.41	329.21
274	Manufacture of electric lighting equipment	<b>0.61</b>	0.00	0.00	0.00
281	Manufacture of general purpose machinery	<b>1.37</b>	22.35	68.99	93.52
282	Manufacture of special-purpose machinery	<b>5.89</b>	88.54	87.05	110.93
292	Manufacture of bodies (coachwork) for motor vehicles; manufacture of trailers and semi-trailers	<b>0.46</b>	172.73	190.91	218.18
293	Manufacture of parts and accessories for motor vehicles	<b>0.13</b>	281.82	200.00	140.91
301	Building of ships and boats	<b>19.36</b>	77.27	100.00	131.82
310	Manufacture of furniture	<b>2.92</b>	13.45	5.71	6.23
321	Manufacture of jewellery, bijouterie and related articles	<b>0.55</b>	117.50	125.04	148.34
325	Manufacture of medical and dental instruments and supplies	<b>0.88</b>	105.20	93.49	94.14
329	Other manufacturing n.e.c.	<b>0.58</b>	153.56	126.54	143.73

### Linking Factor (Base Year 2011-12 with 2004-05)


In order to maintain continuity in the time series data on Index of Industrial Production (IIP), it is necessary to provide a linking factor so that the new series, when released, may be compared with the previous one. Using the Arithmetic conversion method, the Linking Factors for conversion of Indices from the base 2011-12 series to the earlier base 2004-05 series up to sectoral level are as follows:

Sector	Average IIP in 2011-12 (with base year 2004-05)	Linking Factor (from 2011-12 to 2004-05)	Average IIP in 2004-05 (with base year 1993-94)	Linking Factor (from 2004-05 to 1993-94)
Mining	138.5	1.385	169.1	1.691
Manufacturing	122.6	1.226	209.7	2.097
Electricity	139.3	1.393	165.0	1.650
General Index	127.9	1.279	205.8	2.058

## General Index

### Sectoral Bifurcation of IIP 2018-19 - 4th Quarter ( with 2011-12 as Base)

Sector	Weight	Index			
		January	February	March	Quarter 4
Manufacturing	614.34	140.41	126.36	148.04	138.27
Mining & Quarrying	138.97	105.27	107.48	114.72	109.16
Electricity	246.69	43.56	52.63	74.45	56.88
<b>General IIP</b>	<b>1000</b>	<b>111.64</b>	<b>105.55</b>	<b>125.25</b>	<b>114.15</b>



Director General

**IIP 2018-19**  
**Manufacturing sector (NIC 2 Digit level)**  
**2019 January**

<b>NIC-2008 (2 Digit)</b>	<b>Description</b>	<b>Weight</b>	<b>Index</b>
10	Manufacture of Food Products	124.89	139.66
11	Manufacture of Beverages	11.00	93.46
12	Manufacture of Tobacco Products	6.16	14.71
13	Manufacture of Textiles	31.07	97.98
14	Manufacture of Wearing Apparel	8.56	79.16
15	Manufacture of Leather & related products	5.38	154.94
16	Manufacture of Wood & Products	10.18	127.42
17	Manufacture of Paper & Paper Products	10.33	23.23
18	Printing & Reproduction of recorded media	31.42	47.35
19	Manufacture of Coke & Refined petroleum Products	24.69	185.83
20	Manufacture of Chemicals & Chemical Products	109.49	147.25
21	Manufacture of Pharmaceuticals, medicinal chemical & botanical Products	13.49	1069.25
22	Manufacture of Rubber & Plastic Products	91.74	103.53
23	Manufacture of other non-metallic mineral Products	42.25	119.15
24	Manufacture of Basic Metals	10.88	111.31
25	Manufacture of Fabricated metal Products, except machinery & equipment	9.75	92.37
26	Manufacture of Computer,Electronic & Optical Products	30.19	71.06
27	Manufacture of Electrical Equipment	10.73	349.35
28	Manufacture of Machinery & Equipment n.e.c.	7.27	76.04
29	Manufacture of Motor vehicles,trailers & semi-trailers	0.59	196.78
30	Manufacture of other transport equipment	19.36	77.27
31	Manufacture of Furniture	2.92	13.45
32	Other manufacturing	2.01	122.49
<b>Manufacturing</b>		<b>614.34</b>	<b>140.41</b>

**IIP 2018-19**  
**Manufacturing sector (NIC 3 Digit level)**  
**2019 January**

<b>NIC-2008 (3 Digit)</b>	<b>Description</b>	<b>Weight</b>	<b>Index</b>
102	Processing and preserving of fish, crustaceans and molluscs and products thereof	<b>14.67</b>	176.58
103	Processing and preserving of fruit and vegetables	<b>0.66</b>	4.60
104	Manufacture of vegetable and animal oils and fats	<b>6.08</b>	31.13
105	Manufacture of dairy products	<b>16.13</b>	97.48
106	Manufacture of grain mill products, starches and starch products	<b>3.87</b>	126.67
107	Manufacture of other food products	<b>77.91</b>	135.87
108	Manufacture of prepared animal feeds	<b>5.56</b>	361.84
110	Manufacture of beverages	<b>11.00</b>	93.46
120	Manufacture of tobacco products	<b>6.16</b>	14.71
131	Spinning, weaving and finishing of textiles	<b>20.79</b>	92.77
139	Manufacture of other textiles	<b>10.28</b>	108.53
141	Manufacture of wearing apparel, except fur apparel	<b>8.56</b>	79.16
151	Tanning and dressing of leather; manufacture of luggage, handbags, saddlery and harness; dressing and dyeing of fur	<b>1.09</b>	208.34
152	Manufacture of footwear	<b>4.29</b>	141.34
161	Saw milling and planing of wood	<b>2.25</b>	71.94
162	Manufacture of products of wood, cork, straw and plaiting materials	<b>7.93</b>	143.17
170	Manufacture of paper and paper products	<b>10.33</b>	23.23
181	Printing and service activities related to printing	<b>31.42</b>	47.35
191	Manufacture of coke oven products	<b>1.37</b>	209.91
192	Manufacture of refined petroleum products	<b>23.33</b>	184.42
201	Manufacture of basic chemicals, fertilizer and nitrogen compounds, plastics and synthetic rubber in primary forms	<b>91.76</b>	126.45
202	Manufacture of other chemical products	<b>17.73</b>	254.93
210	Manufacture of pharmaceuticals, medicinal chemical and botanical products	<b>13.49</b>	1069.25
221	Manufacture of rubber products	<b>70.91</b>	101.61
222	Manufacture of plastics products	<b>20.83</b>	110.04

<b>NIC-2008 (3 Digit)</b>	<b>Description</b>	<b>Weight</b>	<b>Index</b>
231	Manufacture of glass and glass products	<b>0.21</b>	75.18
239	Manufacture of non-metallic mineral products n.e.c.	<b>42.04</b>	119.36
241	Manufacture of basic iron and steel	<b>8.63</b>	105.36
242	Manufacture of basic precious and other non-ferrous metals	<b>0.06</b>	0.00
243	Casting of metals	<b>2.19</b>	137.58
251	Manufacture of structural metal products, tanks, reservoirs and steam generators	<b>3.29</b>	59.31
259	Manufacture of other fabricated metal products; metalworking service activities	<b>6.46</b>	109.19
261	Manufacture of electronic components	<b>17.83</b>	101.01
262	manufacture of computers and peripheral equipment	<b>1.24</b>	0.00
263	Manufacture of communication equipment	<b>6.03</b>	3.68
265	Manufacture of measuring, testing, navigating and control equipment; watches and clocks	<b>5.09</b>	63.22
271	Manufacture of electric motors, generators, transformers and electricity distribution and control apparatus	<b>9.00</b>	377.51
272	Manufacture of batteries and accumulators	<b>0.14</b>	312.75
273	Manufacture of wiring and wiring devices	<b>0.98</b>	312.21
274	Manufacture of electric lighting equipment	<b>0.61</b>	0.00
281	Manufacture of general purpose machinery	<b>1.37</b>	22.35
282	Manufacture of special-purpose machinery	<b>5.89</b>	88.54
292	Manufacture of bodies (coachwork) for motor vehicles; manufacture of trailers and semi-trailers	<b>0.46</b>	172.73
293	Manufacture of parts and accessories for motor vehicles	<b>0.13</b>	281.82
301	Building of ships and boats	<b>19.36</b>	77.27
310	Manufacture of furniture	<b>2.92</b>	13.45
321	Manufacture of jewellery, bijouterie and related articles	<b>0.55</b>	117.50
325	Manufacture of medical and dental instruments and supplies	<b>0.88</b>	105.20
329	Other manufacturing n.e.c.	<b>0.58</b>	153.56



### Linking Factor (Base Year 2011-12 with 2004-05)

In order to maintain continuity in the time series data on Index of Industrial Production (IIP), it is necessary to provide a linking factor so that the new series, when released, may be compared with the previous one. Using the Arithmetic conversion method, the Linking Factors for conversion of Indices from the base 2011-12 series to the earlier base 2004-05 series up to sectoral level are as follows:


Sector	Average IIP in 2011-12 (with base year 2004-05)	Linking Factor (from 2011-12 to 2004-05)	Average IIP in 2004-05 (with base year 1993-94)	Linking Factor (from 2004-05 to 1993-94)
Mining	138.5	1.385	169.1	1.691
Manufacturing	122.6	1.226	209.7	2.097
Electricity	139.3	1.393	165.0	1.650
General Index	127.9	1.279	205.8	2.058

## General Index

### Sectoral Bifurcation of IIP 2018-19

( with 2011-12 as Base)

2019 January		
Sector	Weight	Index
Manufacturing	614.34	140.41
Mining & Quarrying	138.97	105.27
Electricity	246.69	43.56
<b>General IIP</b>	<b>1000</b>	<b>111.64</b>



Director General

**IIP 2018-19**  
**Manufacturing sector (NIC 2 Digit level)**  
**2019 February**

<b>NIC-2008 (2 Digit)</b>	<b>Description</b>	<b>Weight</b>	<b>Index</b>
10	Manufacture of Food Products	124.89	105.18
11	Manufacture of Beverages	11.00	123.30
12	Manufacture of Tobacco Products	6.16	5.21
13	Manufacture of Textiles	31.07	84.80
14	Manufacture of Wearing Apparel	8.56	93.39
15	Manufacture of Leather & related products	5.38	138.10
16	Manufacture of Wood & Products	10.18	161.32
17	Manufacture of Paper & Paper Products	10.33	24.77
18	Printing & Reproduction of recorded media	31.42	43.62
19	Manufacture of Coke & Refined petroleum Products	24.69	168.27
20	Manufacture of Chemicals & Chemical Products	109.49	135.63
21	Manufacture of Pharmaceuticals, medicinal chemical & botanical Products	13.49	932.81
22	Manufacture of Rubber & Plastic Products	91.74	99.49
23	Manufacture of other non-metallic mineral Products	42.25	103.14
24	Manufacture of Basic Metals	10.88	107.69
25	Manufacture of Fabricated metal Products, except machinery & equipment	9.75	108.61
26	Manufacture of Computer, Electronic & Optical Products	30.19	68.95
27	Manufacture of Electrical Equipment	10.73	314.79
28	Manufacture of Machinery & Equipment n.e.c.	7.27	83.64
29	Manufacture of Motor vehicles, trailers & semi-trailers	0.59	192.91
30	Manufacture of other transport equipment	19.36	100.00
31	Manufacture of Furniture	2.92	5.71
32	Other manufacturing	2.01	111.62
<b>Manufacturing</b>		<b>614.34</b>	<b>126.36</b>

**IIP 2018-19**  
**Manufacturing sector (NIC 3 Digit level)**  
**2019 February**

<b>NIC-2008 (3 Digit)</b>	<b>Description</b>	<b>Weight</b>	<b>Index</b>
102	Processing and preserving of fish, crustaceans and molluscs and products thereof	<b>14.67</b>	168.78
103	Processing and preserving of fruit and vegetables	<b>0.66</b>	63.09
104	Manufacture of vegetable and animal oils and fats	<b>6.08</b>	21.84
105	Manufacture of dairy products	<b>16.13</b>	89.55
106	Manufacture of grain mill products, starches and starch products	<b>3.87</b>	88.59
107	Manufacture of other food products	<b>77.91</b>	88.31
108	Manufacture of prepared animal feeds	<b>5.56</b>	326.89
110	Manufacture of beverages	<b>11.00</b>	123.30
120	Manufacture of tobacco products	<b>6.16</b>	5.21
131	Spinning, weaving and finishing of textiles	<b>20.79</b>	74.85
139	Manufacture of other textiles	<b>10.28</b>	104.92
141	Manufacture of wearing apparel, except fur apparel	<b>8.56</b>	93.39
151	Tanning and dressing of leather; manufacture of luggage, handbags, saddlery and harness; dressing and dyeing of fur	<b>1.09</b>	169.15
152	Manufacture of footwear	<b>4.29</b>	130.18
161	Saw milling and planing of wood	<b>2.25</b>	63.35
162	Manufacture of products of wood, cork, straw and plaiting materials	<b>7.93</b>	189.13
170	Manufacture of paper and paper products	<b>10.33</b>	24.77
181	Printing and service activities related to printing	<b>31.42</b>	43.62
191	Manufacture of coke oven products	<b>1.37</b>	269.07
192	Manufacture of refined petroleum products	<b>23.33</b>	162.37
201	Manufacture of basic chemicals, fertilizer and nitrogen compounds, plastics and synthetic rubber in primary forms	<b>91.76</b>	120.08
202	Manufacture of other chemical products	<b>17.73</b>	216.12
210	Manufacture of pharmaceuticals, medicinal chemical and botanical products	<b>13.49</b>	932.81
221	Manufacture of rubber products	<b>70.91</b>	98.22

<b>NIC-2008 (3 Digit)</b>	<b>Description</b>	<b>Weight</b>	<b>Index</b>
222	Manufacture of plastics products	<b>20.83</b>	103.82
231	Manufacture of glass and glass products	<b>0.21</b>	59.26
239	Manufacture of non-metallic mineral products n.e.c.	<b>42.04</b>	103.36
241	Manufacture of basic iron and steel	<b>8.63</b>	97.92
242	Manufacture of basic precious and other non-ferrous metals	<b>0.06</b>	0.00
243	Casting of metals	<b>2.19</b>	148.92
251	Manufacture of structural metal products, tanks, reservoirs and steam generators	<b>3.29</b>	58.41
259	Manufacture of other fabricated metal products; metalworking service activities	<b>6.46</b>	134.15
261	Manufacture of electronic components	<b>17.83</b>	95.57
262	manufacture of computers and peripheral equipment	<b>1.24</b>	0.00
263	Manufacture of communication equipment	<b>6.03</b>	2.63
265	Manufacture of measuring, testing, navigating and control equipment; watches and clocks	<b>5.09</b>	71.07
271	Manufacture of electric motors, generators, transformers and electricity distribution and control apparatus	<b>9.00</b>	357.32
272	Manufacture of batteries and accumulators	<b>0.14</b>	162.42
273	Manufacture of wiring and wiring devices	<b>0.98</b>	141.41
274	Manufacture of electric lighting equipment	<b>0.61</b>	0.00
281	Manufacture of general purpose machinery	<b>1.37</b>	68.99
282	Manufacture of special-purpose machinery	<b>5.89</b>	87.05
292	Manufacture of bodies (coachwork) for motor vehicles; manufacture of trailers and semi-trailers	<b>0.46</b>	190.91
293	Manufacture of parts and accessories for motor vehicles	<b>0.13</b>	200.00
301	Building of ships and boats	<b>19.36</b>	100.00
310	Manufacture of furniture	<b>2.92</b>	5.71
321	Manufacture of jewellery, bijouterie and related articles	<b>0.55</b>	125.04
325	Manufacture of medical and dental instruments and supplies	<b>0.88</b>	93.49
329	Other manufacturing n.e.c.	<b>0.58</b>	126.54

### Linking Factor (Base Year 2011-12 with 2004-05)

In order to maintain continuity in the time series data on Index of Industrial Production (IIP), it is necessary to provide a linking factor so that the new series, when released, may be compared with the previous one. Using the Arithmetic conversion method, the Linking Factors for conversion of Indices from the base 2011-12 series to the earlier base 2004-05 series up to sectoral level are as follows:

Sector	Average IIP in 2011-12 (with base year 2004-05)	Linking Factor (from 2011-12 to 2004-05)	Average IIP in 2004-05 (with base year 1993-94)	Linking Factor (from 2004-05 to 1993-94)
Mining	138.5	1.385	169.1	1.691
Manufacturing	122.6	1.226	209.7	2.097
Electricity	139.3	1.393	165.0	1.650
General Index	127.9	1.279	205.8	2.058


## General Index

### Sectoral Bifurcation of IIP 2018-19

( with 2011-12 as Base)

2019 February

Sector	Weight	Index
Manufacturing	614.34	126.36
Mining & Quarrying	138.97	107.48
Electricity	246.69	52.63
<b>General IIP</b>	<b>1000</b>	<b>105.55</b>



Director General

**IIP 2018-19**  
**Manufacturing sector (NIC 2 Digit level)**  
**2019 March**

<b>NIC-2008 (2 Digit)</b>	<b>Description</b>	<b>Weight</b>	<b>Index</b>
10	Manufacture of Food Products	124.89	112.36
11	Manufacture of Beverages	11.00	136.20
12	Manufacture of Tobacco Products	6.16	22.28
13	Manufacture of Textiles	31.07	72.37
14	Manufacture of Wearing Apparel	8.56	267.83
15	Manufacture of Leather & related products	5.38	140.07
16	Manufacture of Wood & Products	10.18	122.51
17	Manufacture of Paper & Paper Products	10.33	27.65
18	Printing & Reproduction of recorded media	31.42	49.46
19	Manufacture of Coke & Refined petroleum Products	24.69	201.74
20	Manufacture of Chemicals & Chemical Products	109.49	141.94
21	Manufacture of Pharmaceuticals, medicinal chemical & botanical Products	13.49	1542.00
22	Manufacture of Rubber & Plastic Products	91.74	90.99
23	Manufacture of other non-metallic mineral Products	42.25	114.58
24	Manufacture of Basic Metals	10.88	117.97
25	Manufacture of Fabricated metal Products, except machinery & equipment	9.75	150.98
26	Manufacture of Computer, Electronic & Optical Products	30.19	68.07
27	Manufacture of Electrical Equipment	10.73	359.28
28	Manufacture of Machinery & Equipment n.e.c.	7.27	107.64
29	Manufacture of Motor vehicles, trailers & semi-trailers	0.59	201.14
30	Manufacture of other transport equipment	19.36	131.82
31	Manufacture of Furniture	2.92	6.23
32	Other manufacturing	2.01	123.21
<b>Manufacturing</b>		<b>614.34</b>	<b>148.04</b>



**IIP 2018-19**  
**Manufacturing sector (NIC 3 Digit level)**  
**2019 March**

<b>NIC-2008 (3 Digit)</b>	<b>Description</b>	<b>Weight</b>	<b>Index</b>
102	Processing and preserving of fish, crustaceans and molluscs and products thereof	<b>14.67</b>	147.31
103	Processing and preserving of fruit and vegetables	<b>0.66</b>	28.36
104	Manufacture of vegetable and animal oils and fats	<b>6.08</b>	38.66
105	Manufacture of dairy products	<b>16.13</b>	126.73
106	Manufacture of grain mill products, starches and starch products	<b>3.87</b>	85.35
107	Manufacture of other food products	<b>77.91</b>	94.57
108	Manufacture of prepared animal feeds	<b>5.56</b>	337.40
110	Manufacture of beverages	<b>11.00</b>	136.20
120	Manufacture of tobacco products	<b>6.16</b>	22.28
131	Spinning, weaving and finishing of textiles	<b>20.79</b>	57.70
139	Manufacture of other textiles	<b>10.28</b>	102.05
141	Manufacture of wearing apparel, except fur apparel	<b>8.56</b>	267.83
151	Tanning and dressing of leather; manufacture of luggage, handbags, saddlery and harness; dressing and dyeing of fur	<b>1.09</b>	188.64
152	Manufacture of footwear	<b>4.29</b>	127.69
161	Saw milling and planing of wood	<b>2.25</b>	79.67
162	Manufacture of products of wood, cork, straw and plaiting materials	<b>7.93</b>	134.67
170	Manufacture of paper and paper products	<b>10.33</b>	27.65
181	Printing and service activities related to printing	<b>31.42</b>	49.46
191	Manufacture of coke oven products	<b>1.37</b>	278.67
192	Manufacture of refined petroleum products	<b>23.33</b>	197.24
201	Manufacture of basic chemicals, fertilizer and nitrogen compounds, plastics and synthetic rubber in primary forms	<b>91.76</b>	121.76
202	Manufacture of other chemical products	<b>17.73</b>	246.45
210	Manufacture of pharmaceuticals, medicinal chemical and botanical products	<b>13.49</b>	1542.00
221	Manufacture of rubber products	<b>70.91</b>	88.20

<b>NIC-2008 (3 Digit)</b>	<b>Description</b>	<b>Weight</b>	<b>Index</b>
222	Manufacture of plastics products	<b>20.83</b>	100.48
231	Manufacture of glass and glass products	<b>0.21</b>	104.68
239	Manufacture of non-metallic mineral products n.e.c.	<b>42.04</b>	114.63
241	Manufacture of basic iron and steel	<b>8.63</b>	112.26
242	Manufacture of basic precious and other non-ferrous metals	<b>0.06</b>	0.00
243	Casting of metals	<b>2.19</b>	143.45
251	Manufacture of structural metal products, tanks, reservoirs and steam generators	<b>3.29</b>	43.09
259	Manufacture of other fabricated metal products; metalworking service activities	<b>6.46</b>	205.85
261	Manufacture of electronic components	<b>17.83</b>	87.39
262	manufacture of computers and peripheral equipment	<b>1.24</b>	0.00
263	Manufacture of communication equipment	<b>6.03</b>	12.12
265	Manufacture of measuring, testing, navigating and control equipment; watches and clocks	<b>5.09</b>	83.25
271	Manufacture of electric motors, generators, transformers and electricity distribution and control apparatus	<b>9.00</b>	388.37
272	Manufacture of batteries and accumulators	<b>0.14</b>	256.54
273	Manufacture of wiring and wiring devices	<b>0.98</b>	329.21
274	Manufacture of electric lighting equipment	<b>0.61</b>	0.00
281	Manufacture of general purpose machinery	<b>1.37</b>	93.52
282	Manufacture of special-purpose machinery	<b>5.89</b>	110.93
292	Manufacture of bodies (coachwork) for motor vehicles; manufacture of trailers and semi-trailers	<b>0.46</b>	218.18
293	Manufacture of parts and accessories for motor vehicles	<b>0.13</b>	140.91
301	Building of ships and boats	<b>19.36</b>	131.82
310	Manufacture of furniture	<b>2.92</b>	6.23
321	Manufacture of jewellery, bijouterie and related articles	<b>0.55</b>	148.34
325	Manufacture of medical and dental instruments and supplies	<b>0.88</b>	94.14
329	Other manufacturing n.e.c.	<b>0.58</b>	143.73

### Linking Factor (Base Year 2011-12 with 2004-05)

In order to maintain continuity in the time series data on Index of Industrial Production (IIP), it is necessary to provide a linking factor so that the new series, when released, may be compared with the previous one. Using the Arithmetic conversion method, the Linking Factors for conversion of Indices from the base 2011-12 series to the earlier base 2004-05 series up to sectoral level are as follows:

Sector	Average IIP in 2011-12 (with base year 2004-05)	Linking Factor (from 2011-12 to 2004-05)	Average IIP in 2004-05 (with base year 1993-94)	Linking Factor (from 2004-05 to 1993-94)
Mining	138.5	1.385	169.1	1.691
Manufacturing	122.6	1.226	209.7	2.097
Electricity	139.3	1.393	165.0	1.650
General Index	127.9	1.279	205.8	2.058


## General Index

### Sectoral Bifurcation of IIP 2018-19

( with 2011-12 as Base)

2019 March

Sector	Weight	Index
Manufacturing	614.34	148.04
Mining & Quarrying	138.97	114.72
Electricity	246.69	74.45
<b>General IIP</b>	<b>1000</b>	<b>125.25</b>



Director General